EXHIBITS TO SECTION 2

EXORBITANT RATE CLAIM

EXHIBIT 2.A

Hearing Date: No hearing scheduled
Location: <<CourtRoomNumber>>
Judge: Calendar, 3

FILED
2/7/2022 3:23 PM
IRIS Y. MARTINEZ
CIRCUIT CLERK
COOK COUNTY, IL
2021CH04583
Calendar, 3
16605730

FILED DATE: 2/7/2022 3:23 PM 2021CH04583

IN THE CIRCUIT COURT OF COOK COUNTY, ILLINOIS
COUNTY DEPARTMENT, CHANCERY DIVISION

KATHRYN FARMER, Individually, and as Representative of a Class of Similarly-Situated Persons and Entities,	)	
Plaintiff,	)	Case No. 2021 CH 04583
CITY OF CHICAGO, an Illinois Municipal Corporation,	)	Judge Allen Price Walker
Defendant.	)	

ANSWER

Defendant City of Chicago ("City") answers the complaint of Plaintiff Kathryn Farmer ("Plaintiff") as follows:

INTRODUCTION

1. This is an action challenging the "Water and Sewer Taxes" imposed by the City on citizens whose properties receive water and sewer service from the City. The City has extracted hundreds of millions of dollars from the payers of the Water and Sewer Taxes that it has used to finance the City's general governmental obligations unrelated to providing water and sewer services — namely, the funding of its general municipal pension obligations. Currently, the Water and Sewer Taxes imposed and collected by the City exceed $200 million per year.

ANSWER: The City admits this is an action challenging the "Water and Sewer Taxes" imposed by the City on citizens whose properties receive water and sewer service from the City's Department of Water Management ("Department"). The City admits it has imposed a Water and Sewer Tax that it has used to finance the City's obligation to fund the Municipal Pension Fund. The City admits that the Water and Sewer Taxes imposed and collected by the City currently exceed $200 million per year. The City denies the remaining allegations of this paragraph.

2. First, the Water Taxes are unlawful taxes imposed by the City in contravention of its home rule authority and in violation of Illinois statutory law because they are sales taxes or other taxes "on the use, sale or purchase of tangible personal

FILED DATE: 2/7/2022 3:23 PM 2021CH04583

property based on the gross receipts from such sales or the selling or purchase price of said tangible personal property," and thus are preempted by 65 ILCS 5/8-11-6a.

ANSWER: The City denies the allegations of this paragraph.

3. In addition, the Water and Sewer Taxes violate state statutes and common law principles applicable to municipal utility rates because they are diverted to purposes unrelated to providing water and sewage disposal services.

ANSWER: The City denies the allegations of this paragraph.

4. Therefore, the City must be enjoined from continuing to collect the Water and Sewer Taxes and must refund all Water and Sewer Taxes it has received since it began imposing the Water and Sewer Taxes in March 2017 as well as refund all Water and Sewer Taxes it receives during the pendency of this lawsuit.

ANSWER: The City denies the allegations of this paragraph.

JURISDICTION AND VENUE

5. Plaintiff is a water and sewer customer residing in the City who receives water and sewer service from the City, has directly paid the Water and Sewer Taxes, is a "customer" within the meaning of City Ordinance 3-80, and seeks to act as class representative for all similarly situated persons.

ANSWER: The City admits the allegations of this paragraph.

6. Defendant City of Chicago (the "City") is a home rule municipality located in Cook County, Illinois.

ANSWER: The City admits the allegations of this paragraph.

7. Venue and jurisdiction are proper in the Cook County Circuit Court pursuant to 735 ILCS 5/2-103 because the City's principal offices are located in Cook County and because the actions which give rise to Plaintiff's claims occurred in Cook County.

ANSWER: The City admits the allegations of this paragraph.

THE CITY'S WATERWORKS SYSTEM

8. The City operates a water and sewer utility, the Chicago Waterworks System, under the statutory authority provided to it pursuant to 65 ILCS 5/11-139-1 *et seq.*

FILED DATE: 2/7/2022 3:23 PM 2021CH04583

ANSWER: The City admits it operates a water and sewer utility, sometimes referred to as the Chicago Waterworks System. The City denies the remaining allegations of this paragraph.

9. The City effectively holds a monopoly over water and sewer service in the City, sells water and sewer services in a proprietary, not governmental capacity, and is subject to the same rules that apply to a privately owned utility—including the requirement that utility rates be reasonable and not exorbitant. *See e.g. Village of Niles v. City of Chicago,* 82 Ill App 3d 60, 68; 37 Ill Dec 142; 401 NE2d 1235 (1980); *Austin View Civic Ass'n v City of Palos Hts,* 85 Ill App 3d 89, 94-95; 40 Ill Dec 164; 405 NE2d 1256 (1980).

ANSWER: The City admits the Department sells water and sewer services in a proprietary, not governmental capacity, and is subject to some of the same rules that apply to a privately owned utility—including the requirement that utility rates be reasonable and not exorbitant. The City denies the remaining allegations of this paragraph.

10. The City's ordinances, Chapter 11-12, entitled Water Supply and Service, govern the City's operation and maintenance of its waterworks system, including determining the rates for water and sewer service. *See* Ordinance 11-12-260 *et seq.*

ANSWER: The City admits the allegations of this paragraph.

11. 65 ILCS 5/11-139-8 authorizes the City to establish rates for water and sewer services to the City's water and sewer customers, and imposes the express limitation that the City only "charge the inhabitants thereof a reasonable compensation for the use and service of the combined waterworks and sewage system and to establish rates for that purpose."

ANSWER: The City admits 65 ILCS 5/11-139-8 authorizes municipalities to establish rates for water and sewer services to their water and sewer customers, and imposes the express limitation that a municipality only "charge the inhabitants thereof a reasonable compensation for the use and service of the combined waterworks and sewage system and to establish rates for that purpose." The City denies the remaining allegations of

FILED DATE: 2/7/2022 3:23 PM 2021CH04583

this paragraph, including the suggestion that the limitations contained in 65 ILCS 5/11-139-8 restrict the authority of home rule units.

12. Pursuant to 65 ILCS 5/11-139-8 and governing common law, the City's water and sewer rate revenues cannot be excessive, and the charges imposed upon the City's water and sewer customers must be for the actual use of the City's water and sewer system. *See e.g. Ross v Geneva,* 43 Ill App 3d 976, 980-81; 2 Ill Dec 609; 357 NE2d 829 (1976); *Norwick v Winfield,* 81 Ill App 2d 197, 200; 225 NE2d 30 (1967).

ANSWER: The City admits that pursuant to governing common law, the Department's water and sewer rates may not be excessive. The City denies the remaining allegations of this paragraph.

THE CITY'S WATER AND SEWER TAXES

13. In 2016, the City was in dire financial straits due to the gross underfunding of the City's pension obligations. Actuaries for the City had reported that if the City did not increase its payments to the City's Municipal Employees' Annuity and Benefit Fund (the "Benefit Fund"), that the Benefit Fund would be out of money by 2025.

ANSWER: The City admits that in 2016 it required additional revenue to fund its pension obligations. The City also admits that actuaries for the Benefit Fund had reported that if the City did not increase its payments to the Benefit Fund, the Benefit Fund would have a 0% market funded ratio by 2025. The City denies the remaining allegations of this paragraph.

14. On September 14, 2016, the City's Council approved a tax on water and sewer usage in order to increase its payments to the Benefit Fund. As stated by the City:

> The Chicago City Council and Mayor Emanuel approved a four-year phase-in of a water and sewer utility tax. The revenue from this tax will be used to make certain mandated pension payments. These mandated pension payments will support the retirements of many municipal employees, including our snow plow drivers, our librarians, and CPS non-teaching staff, such as classroom aides. *See* Exhibit A, the City's Water-Sewer Tax FAQ.

ANSWER: The City admits the allegations of this paragraph.

FILED DATE: 2/7/2022 3:23 PM 2021CH04583

15. To implement the new tax, the City's Council passed Ordinance 3-80, entitled "Chicago Water and Sewer Tax." Under the ordinance, the tax is expressly imposed upon: "(1) the use and consumption in the City of water that is purchased from the Department of Water Management and (2) the transfer of wastewater to the City sewer system from property located in the City. The ultimate incidence and liability for payment of the tax is upon the Purchaser." *See* Exhibit B, Ordinance 3-80 at 5 3-80-030.

ANSWER: The City admits the allegations of this paragraph.

16. Pursuant to Ordinance 3-80 the Water and Sewer Taxes were to be phased in over a period of four years. Exhibit A, the City's Water-Sewer Tax FAQ; Exhibit B, Ordinance 3-80 at § 380-040.

ANSWER: The City admits the allegations of this paragraph.

17. Specifically, starting in March 2017, the City began to impose the Water and Sewer Taxes at the rate of $.295 per 1,000 gallons of water and per 1,000 gallons of sewer—for a total of $.59 per 1,000 gallons of water-sewer use. Over the next three years the Water and Sewer Taxes climbed to $2.51 per 1,000 gallons of water and per 1,000 gallons of sewer used.

Rate per 1,000 gallons (approximately)

YEAR	TAX ON WATER PORTION	TAX ON SEWER PORTION	TOTAL (WATER&SEWER)	Y-O-Y TAX RATE INCREASE
2017	$.295	$.295	$.59	7.7%
2018	$.64	$.64	$1.28	8.4%
2019	$1.005	$1.005	$2.01	8.2%
2020	$1.255	$1.255	$2.51	5.2%
2021	$1.255	$1.255	$2.51	0.0%

See Exhibit A, the City's Water-Sewer Tax FAQ; Exhibit B, Ordinance 3-80 at 5 3-80-040.

ANSWER: The City admits the allegations of this paragraph.

18. If water-sewer customers, like Plaintiff, fail to pay the Water and Sewer Taxes, a penalty accrues at a rate of 1.25% per month. Exhibit A, the City's Water-Sewer Tax FAQ; Exhibit B, Ordinance 3-80 at § 3-80-060. Moreover, Article V of the City's Water and Sewer Ordinances, § 11-12-330 *et seq.* entitled Assessing and Collecting Charges permits the City to, among other actions: pursue unpaid water and sewer charges via collection action (§ 11-12-330); assess late payment penalties (§ 11-12-420); and authorizes the City to terminate service and shut off water should the customer fall into arrears on water bills that are unpaid after a period of 30 days (§ 11-12-480).

FILED DATE: 2/7/2022 3:23 PM 2021CH04583

ANSWER: The City admits that if water-sewer customers fail to pay the Tax, a penalty of 1.25% per month may accrue. The City also admits that Article V of Code Chapter 11-12 contains provisions for collecting water and sewer charges, including collection actions (§ 11-12-330), assessment of late payment penalties (§ 11-12-420), and authorization for the City to terminate service and shut off water in certain circumstances should the customer fall into arrears on amounts that are unpaid after a period of 30 days (§ 11-12-480). The City denies that the Tax is a charge for water and sewer service and denies the remaining allegations of this paragraph.

19. In addition, state statutes provide the City with broad powers to enforce and collect unpaid water and sewer charges. 65 ILCS 5/11-139-8 creates a lien in favor of a municipality to secure payment of water and sewer charges, and further authorizes municipalities to bring civil actions to recovery unpaid water and sewer charges and gives the municipalities the right to recover their attorneys' fees in such actions. Payment of the Water and Sewer Taxes therefore is not voluntary.

ANSWER: The City admits state statutes provide municipalities with broad powers to enforce and collect unpaid water and sewer charges. The City admits 65 ILCS 5/11-139-8 creates a lien in favor of a municipality to secure payment of water and sewer charges, and further authorizes municipalities to bring civil actions to recovery unpaid water and sewer charges and gives the municipalities the right to recover their attorneys' fees in such actions. The City admits payment of the Water and Sewer Tax is not voluntary if the Tax applies and is owed. The City denies the remaining allegations of this paragraph.

20. The City began imposing the Water and Sewer Taxes upon its water and sewer customers expressly as a means of generating additional revenue to finance its general governmental obligation of funding its pension benefit obligations.

ANSWER: The City admits the allegations of this paragraph.

21. Thus, the Water and Sewer Taxes imposed by Ordinance No. 3-80 are not for or related to Plaintiff's actual use of the City's water and sewer system. Accordingly, the Water and Sewer Taxes are unlawful and unauthorized charges upon Plaintiff and those water and sewer customers in the City who/which have incurred or paid the Water and Sewer Taxes and are similarly situated.

FILED DATE: 2/7/2022 3:23 PM 2021CH04583

ANSWER: The City admits that the Water and Sewer Tax is not part of the rates that the Department charges for water and sewer service. The City denies the remaining allegations of this paragraph.

THE CITY LACKS STATUTORY AUTHORITY TO IMPOSE THE WATER TAX BECAUSE STATE LAW EXPRESSLY PROHIBITS THE TAX

22. Pursuant to Ill. Const. art. VII 5 6(a), the City is automatically conferred "home rule" status because it has a population of more than 25,000 residents.

ANSWER: The City admits the allegations of this paragraph.

23. Traditional municipalities are political subdivisions of the state and may only exercise the authority the state expressly grants to them. In contrast, home rule municipalities like the City govern more independently from the state and may exercise any power and perform any function unless it is expressly prohibited from doing so by state law. *See generally* Ill Const. art. VII § 6 and specifically Ill Const. art. VII § 6 (i).

ANSWER: The City admits the allegations of this paragraph.

24. Thus, as a home rule municipality, the City enjoys legislative autonomy and has the power to tax, subject to express state laws that regulate the type of taxes the City may impose.

ANSWER: The City admits the allegations of this paragraph.

25. Illinois statute 65 ILCS 5/8-11-6a, entitled "Home Rule Municipalities; Preemption of Certain Taxes" provides in relevant part:

> Except as provided in Sections 8-11-1, 8-11-5, 8-11-6, 8-11-6b, 8-11-6c, 8-11-23, and 11-74.3-6 on and after September 1, 1990, no home rule municipality has the authority to impose, pursuant to its home rule authority, a retailer's occupation tax, service occupation tax, use tax, sales tax or other tax on the use, sale or purchase of tangible personal property based on the gross receipts from such sales or the selling or purchase price of said tangible personal property.
>
> Notwithstanding the foregoing, this Section does not preempt any home rule imposed tax such as the following:
>
> * * * *
>
> (7) other taxes not based on the selling or purchase price or gross receipts from the use, sale or purchase of tangible personal property.
>
> * * * *

FILED DATE: 2/7/2022 3:23 PM 2021CH04583

> This Section is a limitation, pursuant to subsection (g) of Section 6 of Article VII of the Illinois Constitution, on the power of home rule units to tax. [emphasis added].

ANSWER: The City admits the allegations of this paragraph.

26. The overarching legislative purpose of 8-11-6a is to restrict a home rule municipality's power to tax. *See Iman Ries & Co v City of Chicago,* 160 NE3d 916, 922 (2019) ("clear legislative intent to limit a home rule unit's authority to impose certain taxes").

ANSWER: The City admits the overarching legislative purpose of 8-11-6a is to restrict a home rule municipality's power to impose certain taxes described in 8-11-6a. The City denies the remaining allegations of this paragraph.

27. The Water Tax is a tax on the purchase of tangible personal property—water—that is based on the cost of the amount of water purchased by the City's water customers, and thus is a tax based upon the gross receipts from the sale of, or the selling or purchase price of, water by the City to its water customers in violation of 65 ILCS 5/8-11-6a.

ANSWER: The City admits the Water Tax is a tax on the use or consumption of tangible personal property—water. The City denies the remaining allegations of this paragraph.

28. The City's Ordinance No. 3-80 is thus preempted by 65 ILCS 5/8-11-6a and as such, the Water Tax is an unlawful and unauthorized tax upon Plaintiff and those of the City's water customers that have incurred or paid the Water Tax and are thus similarly situated.

ANSWER: The City denies the allegations of this paragraph.

29. The Illinois Legislature has given the City very narrow authority to impose taxes on water and sewer usage, and has dictated that the proceeds of any such taxes be used solely for purposes of the water and sewer system. For example, 65 ILCS 5/11-131-1 provides:

> Sec. 11-131-1. The corporate authorities of any municipality, whether incorporated under a special charter or the general law, which now has, or hereafter may have, established or leased a waterworks system for the supply of water to its inhabitants, has the power annually to levy and collect a tax not to exceed .0166% of the value, as equalized or assessed by the Department of Revenue, of the taxable property in the municipality, for the extension of watermains or pipes in the municipality and for the maintenance of its waterworks system, or for the creation of a sinking fund to be applied to the establishment of a waterworks system. However, the board of public works of the municipality, if any, or the head of the

FILED DATE: 2/7/2022 3:23 PM 2021CH04583

> municipality's water department, shall first certify to the corporate authorities the amount that will be necessary for the specified purposes, and shall further certify that the revenue from the waterworks system will be insufficient therefor. This tax shall be known as the water fund tax and shall be levied and collected in the same manner as are the other general taxes of the municipality. A two-thirds majority of all the corporate authorities may levy and collect annually, a tax not to exceed .05% of the value, as equalized or assessed by the Department of Revenue, of the taxable property in the municipality, for the specified purposes.
>
> The corporate authorities of each municipality, with the concurrence of two-thirds of all of the members elected thereto, may levy and collect annually, in addition to all other taxes now authorized by law, a further tax of not to exceed .033% of the value, as equalized or assessed by the Department of Revenue, of the taxable property in the municipality, to be used exclusively for the purpose of supplying water to the municipality.
>
> Nothing in this Section increases the aggregate amount of tax, as limited in Section 8-3-1, that may be levied in any one year. [emphasis added]

ANSWER: The City admits 65 ILCS 5/11-131-1 contains the language quoted. The City denies the remaining allegations of this paragraph.

30. The Water Tax is not a tax authorized by 65 ILCS 5/11-131-1 because the water tax is not an ad valorem property tax and the proceeds are not used "for the extension of watermains or pipes in the municipality and for the maintenance of its waterworks system, or for the creation of a sinking fund to be applied to the establishment of a waterworks system" and are not "used exclusively for the purpose of supplying water to the municipality."

ANSWER: The City admits that the Water Tax was not enacted pursuant to 65 ILCS 5/11-131-1, admits that the Water Tax is not an ad valorem tax, and admits that the proceeds of the Tax are not used for the purposes quoted. The City denies that 65 ILCS 5/11-131-1 limits its home rule authority to impose the Tax and denies the remaining allegations of this paragraph.

CLASS ALLEGATIONS

31. Plaintiff brings this action as a class action, pursuant to 735 ILCS 5/2-801 et seq., individually and on behalf of a proposed class consisting of all persons or entities who/which are "purchasers" under Ordinance 3-80 and have incurred or paid Water and/or Sewer Taxes during the relevant class period.

FILED DATE: 2/7/2022 3:23 PM 2021CH04583

ANSWER: The City admits the allegations of this paragraph.

32. The members of the Class are so numerous that joinder of all members is impracticable.

ANSWER: The City admits the proposed members of the proposed class would be so numerous that joinder of all members would be impracticable.

33. Plaintiff's claims are typical of the claims of members of the Class. Plaintiff is a member of the Class she seeks to represent, and Plaintiff was injured by the same wrongful conduct that injured the other members of the Class.

ANSWER: The City lacks knowledge sufficient to admit or deny the allegations that Plaintiff's claims are typical of the claims of proposed members of the proposed class and that Plaintiff is a member of the class she seeks to represent. The City denies the remaining allegations of this paragraph.

34. The City has acted wrongfully in the same basic manner as to the entire class.

ANSWER: The City denies the allegations of this paragraph.

35. There are questions of law and fact common to all Class Members that predominate over any questions, which, if they exist, affect only individual Class Members, including:

a. whether Ordinance 3-80, which establishes the Water and Sewer Taxes, is preempted by Illinois statute and thus unlawful and unauthorized;
b. whether the Water and/or Sewer Taxes imposed by the City are unlawful and unauthorized under Illinois common law;
c. whether the Water and Sewer Taxes are imposed for, or related to, the actual use of the City's waterworks and sewer systems;
d. whether the Water Taxes have been imposed in violation of 65 ILCS 5/8-116a; and
e. whether the City should be required to disgorge and refund to its water and sewer customers all Water and Sewer Taxes collected since March 2017.

ANSWER: The City admits the allegations of subsections (a) through (d) of this paragraph. The City denies the allegations of subsection (e).

36. Plaintiff will fairly and adequately protect the interests of the Class, and Plaintiff has no interests antagonistic to those of the Class. Plaintiff is committed to the vigorous prosecution of this action, and has retained competent and experienced counsel to prosecute this action.

FILED DATE: 2/7/2022 3:23 PM 2021CH04583

ANSWER: The City denies the allegations of the first sentence of this paragraph, as many members of the proposed class may have interests antagonistic to Plaintiff, including people who rely on and benefit from services provided by members and/or prospective members of the Municipal Pension Fund, people who rely on and benefit from benefits provided by the Municipal Pension Fund, people who would have to pay higher property taxes or other City taxes in order to finance the Municipal Pension Fund if the Water and Sewer Tax were held invalid, and people who would have to pay higher property taxes or other City taxes in order to pay refunds to Plaintiff and her attorneys if refunds of the Water and Sewer Tax were ordered. The City lacks knowledge sufficient to admit or deny the allegations of the second sentence of this paragraph.

37. A class action is superior to all other available methods for the fair and efficient adjudication of this controversy since joinder of all members is impracticable. The prosecution of separate actions would create a risk of inconsistent or varying adjudications. Furthermore, the prosecution of separate actions would substantially impair and impede the ability of individual class members to protect their interests. In addition, since individual refunds may be relatively small for most members of the class, the burden and expense of prosecuting litigation of this nature makes it unlikely that members of the class would prosecute individual actions. Plaintiff anticipates no difficulty in the management of this lawsuit as a class action.

ANSWER: The City denies the allegations of this paragraph.

COUNT I

ASSUMPSIT-MONEY HAD AND RECEIVED FOR VIOLATION OF 65 ILCS 5/8-11-6a

WATER TAX

38. Plaintiff incorporates each of the preceding paragraphs 1 through 37, inclusive, as if fully set forth herein.

ANSWER: The City incorporates its answer to each of the preceding paragraphs 1 through 37, inclusive, as if fully set forth herein.

FILED DATE: 2/7/2022 3:23 PM 2021CH04583

39. 65 ILCS 5/8-11-6a restricts the City's power to tax, expressly prohibiting imposition of a use tax, sales tax or other tax on the use, sale, or purchase of tangible personal property based on the gross receipts from such sales or the sales price.

ANSWER: The City admits the allegations of this paragraph.

40. The Water Tax, first imposed by the City in March 2017, is a use tax, sales tax and/or other tax on the use, sale, and/or purchase of tangible personal property (water) that is also based on the gross receipts from such sales and/or the sales price.

ANSWER: The City denies the allegations of this paragraph.

41. 65 ILCS 5/8-11-6a preempts the Water Tax's enacting ordinance, Ord. No. 3-80.

ANSWER: The City denies the allegations of this paragraph.

42. The Water Tax is unlawful, invalid, and unauthorized under Illinois law, specifically 65 ILCS 5/8-11-6a.

ANSWER: The City denies the allegations of this paragraph.

43. As a direct and proximate result of the City's unlawful and improper conduct in imposing and collecting the Water Taxes, the City has collected millions of dollars to which it is not entitled.

ANSWER: The City denies the allegations of this paragraph.

44. A claim to recover amounts paid to a governmental unit in excess of the amount allowed under law is properly filed as an equitable action in assumpsit for money had and received.

ANSWER: The City denies the allegations of this paragraph.

45. By virtue of the City's imposition of the Water Tax, the City has collected amounts in excess of the amounts it was legally entitled to collect. Therefore, Plaintiff is entitled to maintain an equitable action of assumpsit to recover back the amount of the illegal exaction.

ANSWER: The City denies the allegations of this paragraph.

46. As a direct and proximate result of the City's improper conduct, the City has collected millions of dollars to which it is not entitled. By paying the Water Tax, Plaintiff and the Class have conferred a benefit upon on the City.

ANSWER: The City denies the allegations of this paragraph.

47. Under equitable principles, the City should be required to disgorge the amounts it unlawfully collected through its unlawful imposition of the Water Tax.

FILED DATE: 2/7/2022 3:23 PM 2021CH04583

ANSWER: The City denies the allegations of this paragraph.

COUNT II
UNJUST ENRICHMENT FOR VIOLATION OF 65 ILCS 5/8-11-6a

WATER TAX

48. Plaintiff incorporates each of the preceding paragraphs 1 through 37, inclusive, as if fully set forth herein.

ANSWER: The City incorporates its answer to each of the preceding paragraphs 1 through 37, inclusive, as if fully set forth herein.

49. The 65 ILCS 5/8-11-6a, restricts the City's power to tax, expressly prohibiting imposition of a use tax, sales tax or other tax on the use, sale, or purchase of tangible personal property based on the gross receipts from such sales or the sales price.

ANSWER: The City admits the allegations of this paragraph.

50. The Water Tax, first imposed by the City in March, 2017, is a use tax, sales tax and/or other tax on the use, sale, and/or purchase of tangible personal property (water) that is also based on the gross receipts from such sales.

ANSWER: The City denies the allegations of this paragraph.

51. 65 ILCS 5/8-11-6a preempts the Water Tax's enacting ordinance, Ord. No. 3-80.

ANSWER: The City denies the allegations of this paragraph.

52. The Water Tax is unlawful, invalid, and unauthorized under Illinois law, specifically 65ICLS 5/8-11-6a.

ANSWER: The City denies the allegations of this paragraph.

53. As a direct and proximate result of the City's unlawful and improper conduct in imposing and collecting the Water Taxes, the City has collected millions of dollars to which it is not entitled.

ANSWER: The City denies the allegations of this paragraph.

54. By virtue of the City's imposition of the Water Tax, the City has collected amounts in excess of amounts it was legally entitled to collect.

ANSWER: The City denies the allegations of this paragraph.

55. As a direct and proximate result of the City's improper conduct, the City has collected millions of dollars to which it is not entitled. By paying the Water Tax,

FILED DATE: 2/7/2022 3:23 PM 2021CH04583

Plaintiff and the Class have conferred a benefit upon on the City and it would be inequitable for the City to retain that benefit.

ANSWER: The City denies the allegations of this paragraph.

56. Under equitable principles, the City should be required to disgorge the amounts it unlawfully collected through its unlawful imposition and collection of the Water Tax.

ANSWER: The City denies the allegations of this paragraph.

COUNT III

ASSUMPSIT-MONEY HAD AND RECEIVED — UNREASONABLE WATER AND SEWER RATES

WATER AND SEWER TAXES

57. Plaintiff incorporates each of the preceding paragraphs 1 through 37, inclusive, as if fully set forth herein.

ANSWER: The City incorporates its answer to each of the preceding paragraphs 1 through 37, inclusive, as if fully set forth herein.

58. Under Illinois common law, Water and Sewer Rates must be reasonable and all charges imposed must relate to the actual use of the water and sewer system. *See e.g. Village of Niles v. City of Chicago,* 82 Ill App 3d 60, 68; 37 Ill Dec 142; 401 NE2d 1235 (1980); *Austin View Civic Ass'n v City of Palos Hts,* 85 Ill App 3d 89, 94-95; 40 Ill Dec 164; 405 NE2d 1256 (1980).

ANSWER: The City admits under Illinois common law, Water and Sewer Rates must be reasonable. The City denies the remaining allegations of this paragraph.

59. Water and Sewer Taxes are not for or related to Plaintiff's actual use of the City's water and sewer system, but are imposed to increase payments to the City's Municipal Employees' Annuity and Benefit Fund.

ANSWER: The City admits the Water and Sewer Tax is imposed to make payments to the City's Municipal Employees' Annuity and Benefit Fund. The City denies the remaining allegations of this paragraph.

60. The City's Water and Sewer Taxes, when incorporated into the City's Water and Sewer Rates, render these rates arbitrary, capricious, and unreasonable.

FILED DATE: 2/7/2022 3:23 PM 2021CH04583

ANSWER: The City denies the allegations of this paragraph, including the suggestion that the City's Water and Sewer Tax should be incorporated into the Department's Water and Sewer Rates when determining whether the rates are reasonable.

61. A claim to recover amounts paid to a governmental unit in excess of the amount allowed under law is properly filed as an equitable action in assumpsit for money had and received.

ANSWER: The City denies the allegations of this paragraph.

62. By virtue of the City's imposition of the Water and Sewer Taxes, the City has collected amounts in excess of the amounts it was legally entitled to collect. Therefore, Plaintiff is entitled to maintain an equitable action of assumpsit to recover back the amount of the illegal exaction.

ANSWER: The City denies the allegations of this paragraph.

63. As a direct and proximate result of the City's improper conduct, the City has collected millions of dollars to which it is not entitled. By paying the Water and Sewer Taxes, Plaintiff and the Class have conferred a benefit upon on the City.

ANSWER: The City denies the allegations of this paragraph.

COUNT IV

UNJUST ENRICHMENT — UNREASONABLE WATER AND SEWER RATES

WATER AND SEWER TAXES

64. Plaintiff incorporates each of the preceding paragraphs 1 through 37, inclusive, as if fully set forth herein.

ANSWER: The City incorporates its answer to each of the preceding paragraphs 1 through 37, inclusive, as if fully set forth herein.

65. Under Illinois common law, Water and Sewer Rates must be reasonable and all charges imposed must relate to the actual use of the water and sewer system. *See e.g. Village of Niles v. City of Chicago,* 82 Ill App 3d 60, 68; 37 Ill Dec 142; 401 NE2d 1235 (1980); *Austin View Civic Ass'n v City of Palos Hts,* 85 Ill App 3d 89, 94-95; 40 Ill Dec 164; 405 NE2d 1256 (1980).

ANSWER: The City admits under Illinois common law, Water and Sewer Rates must be reasonable. The City denies the remaining allegations of this paragraph.

FILED DATE: 2/7/2022 3:23 PM 2021CH04583

66. The Water and Sewer Taxes are not for or related to Plaintiff's actual use of the City's water and sewer system but is imposed to increase payments to the City's Municipal Employees' Annuity and Benefit Fund.

ANSWER: The City admits the Water and Sewer Tax is imposed to make payments to the City's Municipal Employees' Annuity and Benefit Fund. The City denies the remaining allegations of this paragraph.

67. The City's Water and Sewer Taxes, when incorporated into the City's Water and Sewer Rates, render these rates arbitrary, capricious, and unreasonable.

ANSWER: The City denies the allegations of this paragraph, including the suggestion that the City's Water and Sewer Tax should be incorporated into the Department's Water and Sewer Rates when determining whether the rates are reasonable.

68. As a direct and proximate result of the City's improper conduct, the City has collected millions of dollars to which it is not entitled. By paying the Water and Sewer Taxes, Plaintiff and the Class have conferred a benefit upon on the City.

ANSWER: The City denies the allegations of this paragraph.

69. By virtue of the City's inclusion of the Water and Sewer Taxes in its water and sewer rates, the City has collected amounts in excess of the amounts it was legally entitled to collect.

ANSWER: The City denies the allegations of this paragraph.

70. The City has been unjustly enriched because it received the Water and Sewer Tax revenues to which it was not entitled, and it would be unfair for the City to retain the Water and Sewer Taxes under the circumstances.

ANSWER: The City denies the allegations of this paragraph.

71. The City should be required to disgorge the amounts by which it has been unjustly enriched.

ANSWER: The City denies the allegations of this paragraph.

COUNT V

ASSUMPSIT-MONEY HAD AND RECEIVED — VIOLATION OF 65 ILCS 5/11-139-8

WATER AND SEWER TAXES

72. Plaintiff incorporates each of the preceding paragraphs 1 through 37, inclusive, as if fully set forth herein.

FILED DATE: 2/7/2022 3:23 PM 2021CH04583

ANSWER: The City incorporates its answer to each of the preceding paragraphs 1 through 37, inclusive, as if fully set forth herein.

73. 65 ILCS 5/11-139-8 authorizes the City to establish rates for water and sewer services to the City's water and sewer customers, and imposes the express limitation that the City only "charge the inhabitants thereof a reasonable compensation for the use and service of the combined waterworks and sewage system and to establish rates for that purpose."

ANSWER: The City admits that 65 ILCS 5/11-139-8 contains the quoted language but denies the remaining allegations of this paragraph, including the suggestion that it restricts the City as a home rule municipality.

74. By including the Water and Sewer Taxes in the City's water and sewer rates, the City has failed to charge its inhabitants "a reasonable compensation for the use and service of the combined waterworks and sewage system" in violation of 65 ILCS 5/11-139-8.

ANSWER: The City denies the allegations of this paragraph.

75. The City's Water and Sewer Taxes, when incorporated into the City's Water and Sewer Rates, render these rates arbitrary, capricious, and unreasonable.

ANSWER: The City denies the allegations of this paragraph.

76. A claim to recover amounts paid to a governmental unit in excess of the amount allowed under law is properly filed as an equitable action in assumpsit for money had and received.

ANSWER: The City denies the allegations of this paragraph.

77. By virtue of the City's imposition of the Water and Sewer Taxes, the City has collected amounts in excess of the amounts it was legally entitled to collect. Therefore, Plaintiff is entitled to maintain an equitable action of assumpsit to recover back the amount of the illegal exaction.

ANSWER: The City denies the allegations of this paragraph.

78. As a direct and proximate result of the City's improper conduct, the City has collected millions of dollars to which it is not entitled. By paying the Water and Sewer Taxes, Plaintiff and the Class have conferred a benefit upon on the City.

ANSWER: The City denies the allegations of this paragraph.

FILED DATE: 2/7/2022 3:23 PM 2021CH04583

COUNT VI

UNJUST ENRICHMENT — VIOLATION OF 65 ILCS 5/11-139-8

WATER AND SEWER TAXES

79. Plaintiff incorporates each of the preceding paragraphs 1 through 37, inclusive, as if fully set forth herein.

ANSWER: The City incorporates its answer to each of the preceding paragraphs 1 through 37, inclusive, as if fully set forth herein.

80. 65 ILCS 5/11-139-8 authorizes the City to establish rates for water and sewer services to the City's water and sewer customers, and imposes the express limitation that the City only "charge the inhabitants thereof a reasonable compensation for the use and service of the combined waterworks and sewage system and to establish rates for that purpose."

ANSWER: The City admits that 65 ILCS 5/11-139-8 contains the quoted language but denies the remaining allegations of this paragraph, including the suggestion that it restricts the City as a home rule municipality.

81. By including the Water and Sewer Taxes in the City's water and sewer rates, the City has failed to charge its inhabitants "a reasonable compensation for the use and service of the combined waterworks and sewage system" in violation of 65 ILCS 5/11-139-8.

ANSWER: The City denies the allegations of this paragraph.

82. The City's Water and Sewer Taxes, when incorporated into the City's Water and Sewer Rates, render these rates arbitrary, capricious, and unreasonable.

ANSWER: The City denies the allegations of this paragraph.

83. As a direct and proximate result of the City's improper conduct, the City has collected millions of dollars to which it is not entitled. By paying the Water and Sewer Taxes, Plaintiff and the Class have conferred a benefit upon on the City.

ANSWER: The City denies the allegations of this paragraph.

84. By virtue of the City's inclusion of the Water and Sewer Taxes in its water and sewer rates, the City has collected amounts in excess of the amounts it was legally entitled to collect.

ANSWER: The City denies the allegations of this paragraph.

FILED DATE: 2/7/2022 3:23 PM 2021CH04583

85. The City has been unjustly enriched because it received the Water and Sewer Tax revenues to which it was not entitled, and it would be unfair for the City to retain the Water and Sewer Taxes under the circumstances.

ANSWER: The City denies the allegations of this paragraph.

86. The City should be required to disgorge the amounts by which it has been unjustly enriched.

ANSWER: The City denies the allegations of this paragraph.

WHEREFORE, the City requests that judgment be entered in its favor and against Plaintiff, with prejudice, on all counts, and that the City be awarded its costs of defense plus any and all other appropriate relief.

By: _____
One of the attorneys for Defendant
City of Chicago

Weston Hanscom
Susan P. Jordan
City of Chicago, Department of Law
Revenue Litigation Division
2 North LaSalle Street, Suite 440
Chicago, Illinois 60602
312-744-9077/6921
weston.hanscom@cityofchicago.org
susan.jordan@cityofchicago.org
Attorney No. 90909

FILED DATE: 2/7/2022 3:23 PM 2021CH04583

IN THE CIRCUIT COURT OF COOK COUNTY, ILLINOIS
COUNTY DEPARTMENT, CHANCERY DIVISION

KATHRYN FARMER, Individually, and as Representative of a Class of Similarly-Situated Persons and Entities,	)	
Plaintiff,	)	Case No. 2021 CH 04583
CITY OF CHICAGO, an Illinois Municipal Corporation,	)	Judge Allen Price Walker
Defendant.	)	

AFFIDAVIT PURSUANT TO 735 ILCS 5/2-610(B)

I, Weston Hanscom, state as follows:

1. I am Deputy Corporation Counsel for the Revenue Litigation Division of the City of Chicago ("City") Department of Law. I represent the City in this matter and speak on its behalf in this Affidavit.

2. In response to Paragraph 33 of Plaintiff's Complaint, the City states that it lacks knowledge sufficient to admit or deny the allegations that Plaintiff's claims are typical of the claims of proposed members of the proposed class and that Plaintiff is a member of the class she seeks to represent.

3. In response to Paragraph 36 of Plaintiff's Complaint, the City states that it lacks knowledge sufficient to admit or deny the allegations that Plaintiff is committed to the vigorous prosecution of this action and has retained competent and experienced counsel to prosecute this action.

4. The City's statements that it lacks knowledge sufficient to admit or deny the allegations in Paragraphs 33 and 36 are true.

FILED DATE: 2/7/2022 3:23 PM 2021CH04583

5. Under penalties as provided by law pursuant to Section 1-109 of the Code of Civil Procedure, I certify by my signature below that the statements set forth in this instrument are true and correct, except as to matters therein stated to be on information and belief, and as to such statements, I certify that as aforesaid I verily believe the same to be true.

Date: 2/7/22

Weston Hanscom

FILED DATE: 2/7/2022 3:23 PM 2021CH04583

CERTIFICATE OF SERVICE

I, Susan P. Jordan, an attorney, certify that I caused the foregoing **ANSWER** to be served on Plaintiff, through her attorneys, by the e-filing system and by electronic mail on February 7, 2022.

Susan P. Jordan

Service List:

Gregory D. Hanley
Kickham Hanley PLLC
32121 Woodward Ave., Ste. 300
Royal Oak, MI 48073
ghanley@kickhamhanley.com

Alex Moskivic
Moskovic & Assoc., Ltd.
3233 N. Arlington Heights Rd., Ste. 303
Arlington Heights, IL 60004
amoskovic@moskoviclaw.com

EXHIBIT 2.B

STATE OF ILLINOIS)
) SS.
COUNTY OF COOK)

IN THE CIRCUIT COURT OF COOK COUNTY, ILLINOIS
COUNTY DEPARTMENT, CHANCERY DIVISION

KATHRYN FARMER,)
)
Plaintiff,)
)
vs.) No. 2021 CH 04583
)
CITY OF CHICAGO, an Illinois)
Municipal Corporation,)
)
Defendant.)

The deposition of BENJAMIN DIETERICH taken for the purpose of discovery in Chicago, Illinois, commencing at 9:00 a.m. on the 9th day of October, 2025, taken pursuant to the provisions of the Illinois Code of Civil Procedure and the Rules of the Supreme Court thereof pertaining to the taking of depositions before Christina J. Atto, Certified Shorthand Reporter and Notary Public, appearing remotely via videoconference.

APPEARANCES:

KICKHAM HANLEY PLLC
MR. GREGORY D. HANLEY (via videoconference)
MS. JAMIE WARROW (via videoconference)
MS. REMY SACHS (via videoconference)
40950 Woodward Avenue
Suite 306
Bloomfield Hills, Michigan 48304
Phone: (248) 544-1500
E-mail: ghanley@kickhamhanley.com
jwarrow@kickhamhanley.com
rsachs@kickhamhanley.com
On behalf of the Plaintiff;

CITY OF CHICAGO DEPARTMENT OF LAW
MR. SCOTT CROUCH (via videoconference)
MS. SUSAN JORDAN (via videoconference)
Two North LaSalle Street
Suite 350
Chicago, Illinois 60602
Phone: (312) 744-8369
E-mail: Scott.Crouch@CityofChicago.org
Susan.Jordan@CityofChicago.org
On behalf of the Defendant.

I N D E X

WITNESS PAGE
BENJAMIN DIETERICH
Examination by Mr. Hanley 4

E X H I B I T S

PLAINTIFF'S DEPOSITION EXHIBIT PAGE
Exhibit No. 19 (Excel Spreadsheets) 66
Exhibit No. 23 (2020 Budget Ordinance) ... 16
Exhibit No. 26 (Department of Water 117
Management, Water Fund
Exhibit No. 30 (Summary General Ledger ... 95
by Fund Class, F200 Report)

THE COURT REPORTER: The deposition of Benjamin Dieterich is being conducted remotely via LegalView by agreement of the parties. Today's date is October 9th, 2025, and the time is 9:00 o'clock a.m.

The witness is located in Chicago, Illinois. My name is Christina Atto.

At the conclusion of today's deposition, I will ask that counsel place their orders on the record.

Mr. Dieterich, please raise your right hand.

(Witness sworn.)

WHEREUPON:

BENJAMIN DIETERICH,

called as a witness herein, having been first duly sworn, was examined and testified as follows:

EXAMINATION

BY MR. HANLEY:

Q. Good morning, Mr. Dieterich.

A. Good morning.

Q. Did I pronounce your name correctly?

A. Dieterich, yep.

Q. Okay. I'm trying to get it right. My name is Greg Hanley and I represent a woman named Kathryn Farmer who's got a lawsuit against the City of Chicago. Are

Page 5

you generally familiar with the existence of the lawsuit?

A. Yes.

Q. And when did you first become aware of the lawsuit?

A. When the City reached out to me about the possibility of doing this -- doing a deposition. I don't remember the -- when.

Q. Okay. But it was fairly recently?

A. Yeah, fairly recently.

Q. Okay. Have you reviewed any documents or other materials to prepare for the deposition?

A. Yes.

Q. And what were those?

A. Some of the exhibits, the I think excerpts from the City's budget mostly, and spreadsheets that have to do with calculations that go into the budget.

Q. Okay. And were those for any particular time period?

A. Yes.

Q. Okay. What time period? What ...

A. The ones I recall looking at are 2021 and 2022 and 2023.

Q. Okay. And what were the content generally of

Page 6

those spreadsheets?

A. The spreadsheets --

Q. Yeah.

A. -- or the calculations? They go into the pension allocations.

Q. Okay. Was -- And we have some of those. We'll show them to you, but the -- was that something you were involved in while you were an employee of the City?

A. Yes.

Q. And, in other words, you -- there were spreadsheets that were generated on an annual basis that showed how pension costs were being allocated among the various funds and departments; is that correct?

A. (Inaudible.)

Q. Okay.

THE COURT REPORTER: I'm sorry. I heard your lips move, Mr. Dieterich, but I didn't hear your answer.

BY THE WITNESS:

A. Yes.

THE COURT REPORTER: Okay.

BY MR. HANLEY:

Q. Okay. Any other types of spreadsheets that you reviewed in advance of the deposition?

Page 7

A. There was one for the indirect calculation.

Q. Okay. Was that a City-generated spreadsheet or was that provided by somebody else to your knowledge?

A. It was a copy of a spreadsheet. It was a PDF, a paper copy of it and it was City generated, yes.

Q. Okay. Was this something that -- You used the word exhibits earlier. Did you review exhibits from earlier depositions?

A. I don't recall what they were from, if they were from depositions or somehow related to this.

Q. Okay. Did you review any of the Annual Appropriation Ordinances?

A. Yes.

Q. Did you review any source financial information such as general ledgers or summary general ledgers?

A. No.

Q. Okay. Did you review any financial statements of the City?

A. Yes.

Q. And when I say financial statements, I'm talking about the annual financial reports for the water fund and the sewer fund?

A. A portion, yes.

Page 8

Q. Okay. And what was your purpose in reviewing financial statements?

A. They were mostly to refresh my memory.

Q. Okay. As to what?

A. Look from four years ago?

Q. Well, no. I understand you -- And we're going to get into your tenure at the City, but what was the purpose of reviewing the financial statements? What information were you looking to refresh your recollection about?

A. Pension calculations.

Q. Okay. Any other reason to review the financial statements?

A. Not that I recall.

Q. Okay. It's my understanding -- The City was kind enough to send me your resume and we've pulled some information off LinkedIn, but it's my understanding that you were with the City of Chicago from about 2012 to about 2021; is that correct?

A. Correct.

Q. And you were assistant budget director from 2012 to 2016, correct?

A. Correct.

Q. And you were a deputy budget director from

Page 9

2016 to 2021, correct?
A. Correct.
Q. What month of 2021 did you stop being employed by the City?
A. October 2021.
Q. All right. Now, unless I ask for a broader time period, I want you to assume that my questions to you relate to the time period from 2016 to 2021. Is that acceptable?
A. Yes.
MR. CROUCH: I apologize. Was that '15 or '16? I'm sorry.
MR. HANLEY: '16.
BY MR. HANLEY:
Q. I really want to limit --
MR. CROUCH: Thank you.
BY MR. HANLEY:
Q. (Continuing.) -- it to the time that you were the deputy budget director. Okay?
A. Yes.
Q. And do you remember what month of 2016 you became the deputy budget director?
A. Month? No. It was fall.
Q. Okay. So you roughly --

Page 10

A. I don't recall.
Q. You roughly had that position for five years. Would that be fair to say?
A. Yes.
Q. And is it also fair for me to assume that becoming deputy budget director from assistant budget director was a promotion?
A. Yes.
Q. And how many deputy budget directors did the City have during your tenure?
A. At -- Could you clarify, please?
Q. Well, I'm assuming that there is a person that is a budget director, correct?
A. Correct.
Q. And who was that during the time that you were the deputy budget director?
A. Alex (inaudible.)
THE COURT REPORTER: I'm sorry. Can you --
BY MR. HANLEY:
Q. Can you spell his last name?
THE COURT REPORTER: Yeah.
BY THE WITNESS:
A. Alex, A L E X. H O L T.
Q. Okay. And was Mr. Holt the budget director

Page 11

the entire time?
A. No.
Q. Okay. Can you give me time frames for him and for any other person?
A. She. And she was the budget director I think until 2017.
Q. Okay. And then who was the budget director?
A. Samantha Fields.
Q. Samantha Field?
A. Fields, yes.
Q. F I E L D?
A. S, I believe, yes.
Q. Okay. And was Ms. Fields the budget director for the remainder of your time at the City?
A. No.
Q. Who succeeded -- What was her time period and who succeeded her?
A. I believe she left in spring of 2019. And after her --
Q. All right.
A. -- was Susan Park.
Q. P A R K?
A. P A R K.
Q. All right. And how long was she the budget

Page 12

director?
A. For the duration of the -- my time.
Q. Okay. All right. And is it -- Were the -- Whoever the budget director was throughout your tenure, were they your boss for lack of a better word?
A. Yes.
Q. And how many other -- I mean, was she your direct boss or the ladies that served in that role?
A. I would say yes.
Q. All right. But is there --
A. There's also a first deputy budget director.
Q. Okay. And who was that?
A. Kurt Peterson.
Q. Mr. Peterson, was he in that position between -- for the entire time between 2016 and '21?
A. Yes.
Q. And is he still at the City today do you know?
A. He is not.
Q. Okay. When did he leave?
A. I do not know.
Q. Okay.
A. It was after (inaudible.)
THE COURT REPORTER: I'm sorry? I guess "It was after ..."

Page 13

BY THE WITNESS:
A. After I left.
THE COURT REPORTER: Thank you.
BY MR. HANLEY:
Q. All right. So going back to my question that got us started in this. When you were a deputy budget director, there were other deputy budget directors as well?
A. Yes.
Q. And do you know how many?
A. At any given time? I would guess -- I don't know how many.
Q. All right. But are the deputy budget directors assigned particular areas that they're responsible for in a budget?
A. Yes.
Q. And what areas were you responsible for during your tenure as the deputy budget director?
A. Initially, beginning in 2016 I was responsible for departments related to internal services and regulatory departments.
Q. And how long did you have that responsibility?
A. Until 2018.
Q. And then what happened in 2018?

Page 14

A. In 2018 I became the deputy for revenue and finance.
Q. And what were your responsibilities there?
A. Forecasting revenues and working on financial aspects of the budget.
Q. And did that include the budgets for the water and sewer funds?
A. That included the revenue and the financial side, but not the expense side, the department side.
Q. Okay. So you were involved in forecasting how much revenue the water and sewer funds would be expected to garner through whatever rates were being imposed or other financing sources?
A. Yes.
Q. All right. But you were made aware of what expenses -- It seems to me that in order to do revenue forecasting, you need to have certain assumptions about what the expenses are, correct?
A. I was aware of certain expenses, yes.
Q. All right.
A. I was aware of budgets for the expenses, yes.
Q. Okay. So starting in 2018, you were in the revenue and finance component. And did your duties change at any time prior to your departure?

Page 15

A. No.
Q. Okay.
A. That was my role for the rest of my time.
Q. You never were involved in the expense side of the budget?
A. In what way?
Q. Well, in assessing whether, you know, the propriety of certain expenses and what expenses were going into -- And I'm limiting it now to water and sewer. Were you involved in analyzing the expenses to determine whether they were appropriate or not?
A. I was involved in allocating certain expenses, like pensions.
Q. Okay. Any other allocation of expenses that you were personally involved in?
A. I did some calculation for indirect, and to the extent -- I was -- I don't know how you would describe involved. I was aware of what the numbers are to balance the funds, to make sure that the fund balanced.
Q. Okay. But would it be fair to say that -- And we'll get into the pension allocations, but for the other types of expenses, your job was not to determine the propriety of those expenses? Your job was to take

Page 16

the amounts that were given to you by others and make sure that the revenues were sufficient to cover them?
A. Yes.
Q. Okay. I'm assuming that there were people at the City who were tasked with compiling the expenses of the water and sewer fund? Would that be fair to say?
A. Yes.
Q. Do you know who those people were during the time that you were the deputy?
A. Can you clarify for me which expenses you're referring to?
Q. Okay. That's something that we should do. I'm going to share the screen and I'm going to show you what we've marked as Exhibit 23 which is excerpts from the 2020 Budget Ordinance. Give me a second to pull that up.
(Document shared.)
BY MR. HANLEY:
Q. All right. Are you seeing this on your screen?
A. Yes.
Q. Okay. I'm going to take you to a page. This is Summary D, the excerpt for the water fund. It's page 8 of the Annual Appropriation Ordinance. You're

Page 17

familiar with the form of the budget document and the summaries?
A. Yes.
Q. Okay. So this is for the water fund and there it shows a variety of expenses for this particular year, correct?
A. Yes.
Q. Okay. And so there are -- You'd agree with me that there are direct allocations of amounts from other -- departments other than the Department of Water Management that go into the budget for the water fund, correct?
A. Yes.
Q. At the time that you were there -- And I want to limit you for right now to the line items that start with Office of Inspector General and end with Department of Buildings. Do you see that?
A. Yes.
Q. Were you involved during your tenure in evaluating these expenses or coming up with these expenses?
A. Yes.
Q. I mean, what I'm saying is, is, for example, the Department of Finance, there's an allocation of

Page 18

personnel services of a little bit over 3.1 million. Do you see that?
A. Yes.
Q. Who -- And you don't need to tell me the individual, but who is the person charged with coming up with these numbers in the first instance while you were there?
A. The numbers for the different departments is the relevant's deputy budget director and their staff --
Q. Okay. Is there a deputy --
A. -- to provide --
Q. I'm sorry. I didn't mean to step on you there. Is there a deputy budget director responsible for the water and sewer expense side?
A. Yes.
Q. And who was that while you were there?
A. I don't recall names offhand. There were --
Q. Can you tell --
A. -- multiple.
Q. Well, can you tell me anybody you remember that was in that role?
A. Scott Greene. I believe he was the last one.
Q. Do you know if he's still there?
A. I do not know.

Page 19

Q. Okay. Any other names you remember of deputy budget directors who had responsibility for water and sewer expense budgeting?
A. Not offhand. I would have to think.
Q. Okay. Did the Department of Water Management have a role in compiling the budgets for the water and sewer funds?
A. Yes.
Q. Would it be fair for me to say that the numbers came initially from those people?
A. Yes.
Q. And then the budget people then took those numbers and analyzed them, for lack of a better word?
A. Yes.
Q. Okay. Did you ever during your tenure get involved in -- And right now my questions relate to these direct allocations of these other departments. Did you ever get involved in determining whether the allocations appropriately reflected the actual expenses?
A. Yes.
Q. And what was the nature of your evaluations?
A. I was -- My first role as deputy budget director was regulatory and financial departments so I worked at the regulatory and financial.

Page 20

Q. Right. But what I'm saying is -- For example, there's a line item for Department of Finance of $3.1 million and that's for personnel services, right?
A. (Nodding.)
Q. Yes?
A. The -- Sorry. Which line are you looking at? The total for --
Q. I'm looking at the column that says Personnel Services and then --
A. Yes.
Q. -- the row of Department of Finance.
A. Yes.
Q. All right. So there are -- What that means is there are people who are employees of the Department of Finance who are being charged out to the water fund, correct?
A. Correct.
Q. And that could be ten people. It could be twenty people. My question is, is whether part of your responsibility was to determine whether, in this instance, the 3.1 in personnel services was an appropriate expense? Is that correct?
A. Could you define appropriate for me?
Q. Well, if -- You would agree with me that in

Page 21

budgeting, it would -- you want to come as close as you can to the actual expense that will ultimately be incurred, correct?
A. Correct.
Q. And budgeting is a prospective activity, correct?
A. Yes.
Q. And the numbers that are on this page of Exhibit 23 are appropriations that ultimately were approved by the City Council, correct?
A. Yes.
Q. And some of them may end up being different in reality, in historical terms than are in the budget, correct?
A. Yes.
Q. But, for example, if you know that there are 20 people in the Department of Finance that provide assistance to the water fund, it would be inappropriate to put 40 people in the water and sewer budget from the Department of Finance, correct?
A. So you're asking me if the people who are budgeted here whose budgets or whose salaries in personnel services are included here are services that were provided in support of the water fund? Is that

Page 22

correct?
Q. Well, the -- Well, no. What I'm saying is, is you're forecasting how much the labor is being provided by the Department of Finance to the water fund in this document. And my question is, is you would agree with me that if there's 20 people who are devoted full-time to the water fund, it would not be correct to charge 40 people to the water fund, correct?
A. Yes.
Q. Okay. So as part of -- Was part of your responsibility to, for example, take that $3.1 million of personnel services for the Department of Finance and determine whether that allocation was appropriate based upon what was expected to happen during that coming year?
A. Yes.
Q. Okay. And is that true of all of the expenses that are listed on this page of Exhibit 23 for the water fund?
A. Not all of the expenses, no.
Q. Okay. Which ones were you responsible for or involved in at least?
A. The departments beginning with Office of Inspector General through Department of Buildings.

Page 23

Q. Okay. What about the line items under the Department of Water Management?
A. No.
Q. Yes?
A. No.
Q. No. Okay. And who was responsible for that?
A. That was the deputy budget director in collaboration with the department.
Q. Okay. Was that Mr. Greene at the end?
A. Yes.
Q. Okay. Do you know who at the Department of Water Management was responsible for providing expense information initially?
A. No.
Q. Have you ever met anybody from the Department of Water Management?
A. Yes.
Q. And who did you know there?
A. During the course of my time with the City, I interacted with people across all departments so I'm -- I would have to try and recall who specifically was at the water department.
Q. Okay. The pension allocations that you talked about earlier in the deposition, where did those

Page 24

allocations show up in the budget for the water fund?
A. They're in finance general.
Q. Okay. So I'm trying to understand -- If you weren't involved with the Department of Water Management but you were involved in pension allocations, I'm trying to understand where that comes from? Or is finance general another specific line item that you did get involved in?
A. It is a separate department that I -- yes, I was involved in.
Q. Okay.
A. It's a -- It's classified as a department here. It does not have people -- It's -- It's different --
Q. Right.
A. -- than the other departments.
Q. Okay. So just so we close this out, Department 088 is the Department of Water Management. So it would be those line items that end with the total 088, Department of Water Management, $155 million line item, those are the expenses that you were not involved in?
A. Correct.
Q. Okay. All right. So let's start with some of

Page 25

the direct allocations. You'd agree with me that there's over a million dollars charged to the water fund for the labor and expenses of the Office of Inspector General?

A. Yes.

Q. If I told you there were about 12 FTEs of the OIG that were allocated to the water fund, would that sound about right?

A. I -- If you're telling me that, I don't have reason to question it.

Q. All right. Well, the numbers are the numbers, but did you or anybody to your knowledge at the City interview people at the Office of Inspector General to determine how many people were actually working solely on behalf of the water fund?

A. No.

Q. Okay. Would -- The numbers -- Whatever the number of employees that were allocated, would it be fair to say that you didn't come up with that number of employees, but it was provided by somebody else?

A. For Office of Inspector General, their budget, the amount of money on the fund, I think that -- I don't know that this is a direct answer to your question, but I'll -- let me provide it and then see if it's -- it

Page 26

should help. The Office of Inspector General's budget is determined based on a percent of total budget. So in Municipal Code, their budget is a certain percentage of the overall budget for the City and that gets allocated proportional to the funds, the overall budget for the various funds. So the Office of Inspector General's budget for the water fund is a percentage of the overall water fund budget, and how that gets split out among the different categories is based on input from the Office of Inspector General.

Q. All right. So -- But it's not based upon the actual number of employees that are actually performing work for the water fund? It's based upon the water fund's percentage of some higher number, correct?

A. So the water fund's ... Yes.

Q. Okay. To your knowledge, did -- I mean, did you or to your knowledge anybody else at the City ever conduct an analysis of how many full-time employees the Inspector General's Office had that were dedicated solely to the water fund?

A. I am not -- I can't speak for anyone else. I did not do an analysis of that, no.

Q. All right. But is there a document that has been prepared by the City that would show the allocation

Page 27

bases for the line items of the other departments that are allocated to the water fund?

A. Moving beyond the inspector general now?

Q. Well, no. Well, it would include the inspector general. You told me the allocations of the inspector general are done pursuant to a formula, correct?

A. Correct.

Q. Is that written down somewhere?

A. It's in the Municipal Code.

Q. Okay. It's actually an ordinance?

A. Yes.

Q. Okay. And is that true for the other departments or is that ordinance specific to the OIG?

A. That's specific to the OIG.

Q. Okay. So then moving on to the other departments that are -- and offices that are on here, how were -- for example, how is the Office of Budget and Management allocated to a water fund?

A. Those are people who work directly on budget -- the management for the -- to the water fund or for departments that are on the water fund.

Q. Okay. And so that's --

A. My recoll- --

Page 28

Q. That's not a formula? That's supposed to be based on how many people or part of people are working on behalf of the water fund, correct?

A. Yes.

Q. All right. And then when we get into the Department of Finance, there's allocations for Accounting and Financial Reporting, there's allocations for Financial Strategy and Operations, and allocations for Revenue Services and Operations. Do you see that?

A. Yes.

Q. And that -- Those total to the 3.1 million we were talking about earlier, correct?

A. Yes.

Q. And are those dictated by a formula or are those supposed to reflect the actual labor costs of the people who are devoted to either partly or fully to the water fund?

A. It reflects the people who work on the water fund, yes.

Q. Okay. And was -- And during your tenure between '16 and '21, did you or to your knowledge anyone else perform an analysis as to whether the labor of the Department of Finance that had been dedicated to the water and fund -- water fund was accurate?

Page 29

A. We reviewed budgets and reviewed submissions and where those people are allocated in the budget to confirm that they're appropriate.

Q. Well, I understand they're in the budget, but what did you review independent of the budget to determine whether however many people they had allocated was appropriate?

A. We reviewed the staffing and the budget submission coming from the department to --

Q. Department of Water? I'm sorry. The Department of Finance or the Department of --

MR. CROUCH: Can you let him finish his answer, please?

Sorry. Go ahead, Ben.

BY THE WITNESS:

A. In this case, the Department of Finance, that's the one we're specifically talking about now, the Department of Finance prepares a budget request, that budget request is submitted to the budget office, the budget office reviews historical staffing and the budget request to make an assessment of whether these are appropriate and should be included in the budget request.

Q. All right. Is that done every year?

Page 30

A. Yes.

Q. Okay. And who is responsible for performing that analysis?

A. The deputy budget director that has revenue and internal service/regulatory departments.

Q. All right. So that would be you?

A. For a period, yes.

Q. Okay. And who else was involved in that?

A. From the budget office or from the departments, I'm unclear on.

Q. From the budget office? I'm sorry.

A. We have budget analysts --

Q. Okay.

A. -- who would work on this.

Q. Okay. Did they generate work product in their activities?

A. Yes.

Q. Well, I guess what I'm saying is, is there's this $3.1 million that made it into this final approved budget. Are there work papers prepared that would reflect how that number was arrived at?

A. There is analysis. There are documents, yes, that go into where these numbers come from.

Q. All right. Do you know what activities the

Page 31

Department of Finance performs on behalf of the water fund?

A. Yes. They manage revenue.

Q. What do you mean by manage revenue?

A. So the "Revenue Services" line there, those are services managing the billing and revenue collection and the database that supports water billing and collection.

Q. Okay. Do you know what contractual services of about $6 million consisted of?

A. Some. I recall some. I'm not going to recall ...

Q. Well, tell me what you recall.

A. There's a contractor that manages the database.

Q. And who would -- And who was that?

A. I don't recall the name.

Q. Okay. City treasurer, what does the city treasurer do for the water fund?

A. The city treasurer is responsible for managing the City's funds and so the water fund has funds.

Q. And the Department of Law, what does the Department of Law do for the water fund?

A. I can give you examples, but I can't give you

Page 32

the entirety of what they do.

Q. All right. But you'd agree with me that there are full-time personnel assigned to the water fund from the Department of Law, correct?

A. I believe so.

Q. Okay. Are you aware of any document that reflects an analysis as to whether the number of law department personnel that are charged to the water fund is an appropriate allocation?

A. Can you define appropriate for me?

Q. That it reflects --

A. This paragraph -- Go ahead.

Q. I'm sorry. That it reflects the actual labor expended on behalf of the water fund?

A. I believe it reflects the people who work on activities related to the water fund, yes.

Q. No. No. I -- That's not my question. My question is, is there a document reflecting any analysis of that?

A. I don't recall.

Q. All right. Well, you would agree with me that the number of employees that are devoted to the water fund by other city funds can have a material effect on the budget of the water fund, correct?

Page 33

A. I ... I'm -- I'm -- Can you define material impact, please?

Q. Well, it can change by millions of dollars if it's not correct?

A. I don't know that I agree with that statement.

Q. Okay. But these numbers could change if, for example, the Department of Law has half of the employees devoted to water fund than are budgeted, correct?

A. If the Department of Law has -- had half the number of employees that are budgeted, their actual expenses would go down? That is --

Q. Right.

A. That is true.

Q. Right. And are you aware of any document for any of the years that you were there that backs up the numbers for the other city offices and departments that are allocated to the water fund?

A. The numbers that are reflected in the water fund are -- these come from budgets that are detailed in this ordinance that shows the positions that are on the water fund and shows the salaries for those positions. Those roll up into the numbers that are here. And those positions, some of them are filled, some of them are not, some of them are in the process of getting filled.

Page 34

So the number here reflects the roll up of that detailed budget that is included in this same document.

Q. Right. I understand that, but independent of the budget -- And we can go over all the line items in some of this, but are there work papers or documents reflecting the analysis?

A. The analysis to do what?

Q. To determine -- For example, the Department of Law, the budget allocates certain full-time positions to the water fund from the Department of Law, correct?

A. Correct.

Q. All right. Doesn't somebody have to go to the Department of Law and say to the Department of Law, Hey, how many people are working for the water fund?

A. The Department of Law submits a budget request that is their assessment of the staffing that are appropriate for the various city funds.

Q. Okay. So initially the numbers, and they may change, but the numbers that make it into the final budget for the other offices and departments of the City are provided during the budget process by the department or office itself, correct?

A. The initial budget request is provided by the department.

Page 35

Q. All right.

A. Correct.

Q. And so, for example, the Department of Law would be responsible in the first instance for telling the budget people how many people are working for the water fund, correct?

A. Yes.

Q. And what does the budget -- What do the budget people do to assess the veracity of that?

A. We would have a discussion with the law department. We would look at historical numbers and see that they are in line with historical numbers. We would discuss if there are initiatives or new activities that might impact an individual budget and its relationship to the fund.

Q. Okay. And you mention historical information. You would agree with me if you had a line item of expense that was $20,000 a year for every -- for the last ten years, that information would be helpful to determining the budget for future periods, correct?

A. It would be an input into future periods. It would not be --

Q. Right. It would be --

A. -- solely.

Page 36

Q. Right. But it would be something that you would want to look at, right?

A. Yes. It would be --

Q. For example --

A. -- an input, yes.

Q. For example, if the law department in the ten years prior to 2020 had only allocated $700,000 of expense to the water fund, that might be relevant to whether 1.4 million was appropriate in 2020, correct?

A. It would be an input, yes. It would be --

Q. Okay.

A. -- a relevant input.

Q. So looking at historical expenses would be something that would be part and parcel of the budgeting exercise?

A. Yes.

Q. Okay.

A. We look at history when we were budgeting.

Q. All right. And when you say you look at history, what are the source documents that you would typically have reviewed to make those assessments?

A. We would look at prior budgets. We would look at staffing levels. We would ... Big budgets. They're -- And it's --

Page 37

Q. Well, I --
A. -- very depending on the departments.
Q. Well, would you look at general ledgers say for the water fund or sewer fund?
A. Possibly. I don't recall looking at general ledgers for the water fund related to these departments here.
Q. Okay. All right. The finance general allocations that you say you were involved in, you would admit -- you would agree with me that those are more than half of the whole budget of the water fund, correct?
A. The finance general is -- appears to be 532 million and the total is 805 million.
Q. All right. So that's more --
A. That's how I'm reading it, yes.
Q. Okay. In particular with respect to those items, what would you have reviewed in order to -- Well, strike that.
First of all, the finance general numbers, where do those numbers come from initially? Who prepares those?
A. They're -- It depends on the individual dollars that -- like the individual line items that are

Page 38

in finance general.
Q. Okay.
A. So they would come from multiple sources.
Q. All right. And then what would you be -- your folks do or you in assessing the numbers for finance general?
A. Some of the numbers are mostly formulaic inputs, some of them we would review, and some of them we would do a little bit more development.
Q. Okay. Well, why don't we go to that part of the budget, and I have some questions about that. But, first of all, before we do that, the Department of Water Management, the 088 department, you testified that you weren't involved in deriving those numbers for the budget. Would that have been the responsibility of Mr. Greene as -- and whoever preceded him?
A. The deputy budget director that had the -- that department, correct.
Q. Okay. And so just so that I can close this off, if I asked you about any of these numbers, you wouldn't be able to say that you were responsible for deriving them or evaluating them? Would that be fair to say?
A. I was not responsible for those.

Page 39

Q. For those. Okay. All right. Let's ... I'll turn this the right way in a minute.
(Document shared.)
BY MR. HANLEY:
Q. Okay. I'm showing you -- Well, part of Exhibit 23, the water fund for Account 99. Is that an account number, 99, or is that a fund number?
A. That's a department number.
Q. Okay.
A. It is how we -- what we call it.
Q. Okay. But that's not a department that has people in it, so to speak? It's a department that has been created as an accounting device? Would that be fair to say?
A. Yes.
Q. Okay. Now, I want to -- I'll scroll down and I want you to tell me which line items you had involvement with either deriving or evaluating while you were the deputy budget director. And I'll go slow and you could -- Let's start with Personnel Services.
A. And so I had -- There was -- I had some involvement in all of them --
Q. Okay.
A. -- but that varied quite a bit depending on

Page 40

the individual lines.
Q. Okay. But let's take, for example, the 14.5-million-dollar line item for hospital -- you know, claims and insurance. Do you see that?
A. Yep. Yes.
Q. That would have been a line item that you would have looked at the historical cost of that line item as an input into determining this $14.5 million, correct?
A. Most likely.
Q. Okay.
A. I don't recall.
Q. Well, that would --
A. I don't recall specifically, but yes.
Q. Right. But that would have been based upon your prior testimony, something that somebody would have been tasked with doing, looking at the historical cost of that particular line item, correct?
A. Yes.
Q. And that would be true for all of the line items under Personnel Services, correct?
A. Yes.
Q. And that would be true for Contractual Services as well that totaled to $15.4 million, correct?

Page 41

A. Yes.
Q. Okay.
A. As an in- --
Q. Are you finished?
A. I was saying, yes, as one input.
Q. Okay. And so the historical costs of these line items would be contained in general ledger reports, correct?
A. There would be reports from the financial system, yes.
Q. Right. Whatever they're called, they would reflect actual expenditures for prior periods for the corresponding line items that are in this particular budget, correct?
A. Yes. There are --
Q. All right.
A. There would be actuals for prior periods.
Q. Okay. And whether it was you or somebody else, somebody else had the job to go through these line items and evaluate whether they were appropriate for budget purposes?
A. Yes.
Q. All right. Now, continuing on, there's 900, Financial Purposes as Specified. Do you see that?

Page 42

A. Yes.
Q. And there would have been somebody tasked with assessing whether these amounts were appropriate because they reflected the actual expenses that the City anticipated incurring, correct?
A. Yes, these would have reflected the actual expenses we anticipated incurring.
Q. All right. And you'd agree with me that there are some expenses that are -- you're able to forecast with greater specificity because, for example, they're fixed?
A. Are you ask- -- So are you asking if some of these at the time that we budget them are a known amount or --
Q. Yes.
A. -- relatively known like -- Yes.
Q. For example, you know what you're going to pay on interest on bonds because you have a financial instrument that governs that, correct?
A. It is correct based on the situation at the time we were budgeting, yes.
Q. Okay. Yeah. I mean, if bonds maybe --
A. Numbers can still change. You can -- Yes.
Q. Okay. But that would be an example of one

Page 43

that you would expect the forecasting to be more accurate than some other line items perhaps?
A. Barring refinancing or other sorts of changes, yes, you would expect those to be accurate.
Q. Okay. And there's a line item for 905. It says For Payment to Metropolitan Sanitary District for Wastewater Services of $13 million. Do you see that?
A. I do.
Q. What does that relate to?
A. I don't recall.
Q. Okay. Do you know whether the Metro- -- Do you know what the Metropolitan Sanitary District is?
A. I don't ... I have a guess, but I don't remember exactly what that is.
Q. Okay. I don't want you to guess, but whatever the Metropolitan Sanitary District is, there's a bill from that District to the City that the City covers through this budget, correct?
A. That is what this appears to be.
Q. Okay. And that amount for that year is $13 million, correct?
A. Yes.
Q. And would there have been somebody at the City tasked with assessing whether this $13 million was

Page 44

accurate or not?
A. Yes.
Q. In other words, they would look at -- One of the things they would look at is what has the City historically paid to the Metropolitan Sanitary District for this line item, correct?
A. I can't say what they looked at for that line.
Q. No. No. I know -- I understand you don't know, in fact, what they looked at, but one of the things that you would expect them to look at is what has the historical cost been for this line item, correct?
MR. CROUCH: Objection, form of the question, foundation.
You can answer.
BY THE WITNESS:
A. I don't know what they would have looked at for this specific line.
Q. All right. Again, I'm not asking you what -- if you know what they actually looked at, but I thought we had established earlier in the deposition that the historical cost of things was something that would be one input into the budget for a prospective period, correct?
A. It is -- The historical expenses are one

Page 45

input, but like I said, there are other inputs --
Q. Okay. I under- --
A. -- so I can't say whether or not for any individual line whether that would be something that someone looked at.
Q. All right. But you would agree that what the City has historically paid to the Metropolitan Sanitary District would be relevant to the forecast of what they're going to pay, for example, in 2020?
A. I would not agree that it is relevant. I would say it could be relevant.
Q. Well, what would determine whether it was relevant or not?
A. A contractual change. It could be like the -- There are several things. The City sometimes has new expenses that we didn't have historically so I -- That's what I'm saying. Like, for any individual line, I can't say for certain whether history -- like to what extent history is important.
Q. Okay. Because there may be other -- But the point is, is if there is a difference -- I mean, I think we agree that the prior actuals are relevant, but they may not be dispositive, correct?
MR. CROUCH: Objection, misstates his prior

Page 46

testimony.
You can --
MR. HANLEY: That's what I'm asking him.
MR. CROUCH: -- answer.
BY THE WITNESS:
A. Prior period expenses are one input into the budget. They are -- There are other inputs that matter for any individual line.
Q. Okay. So --
MR. CROUCH: Can we take a break? Can we take a break?
MR. HANLEY: Yeah, I guess.
MR. CROUCH: Great.
THE COURT REPORTER: Okay. We're off the record at 10:03 a.m.
(A short break was had.)
THE COURT REPORTER: We're back on the record at 10:11 a.m.
BY MR. HANLEY:
Q. Okay. I want to continue on with our discussion of the finance general part of the 2020 budget that's been marked as Exhibit 23. We were talking about that payment for the Metropolitan Sanitary District for Wastewater Services before the break. And

Page 47

you'd agree with me that this budget includes $13 million for that expense?
A. Yes.
Q. All right. And, by the way, when you're doing your revenue forecasting, all of these numbers become relevant to determining whether the revenues are going to be sufficient to cover the expenses, correct?
A. The budgeting exercise is ensuring that our revenues are sufficient to cover our expenses, yes.
Q. Right. But that means then that all of these expenses are considered when you get around to determining whether the revenues are going to be sufficient, correct?
A. In determining whether the fund balances and revenues cover expenses, the expenses are relevant.
Q. Okay. But -- And all of the expenses that are in the budget for the water fund are relevant, correct?
A. They are relevant for determining if revenues are sufficient to cover expenses, yes.
Q. Okay. Now, if, for example, the City had paid the Metropolitan Sanitary District $26 million a year, twice this amount in prior periods for a consistent amount of time, you would have to evaluate -- you have to do some analysis to determine why in this budget it

Page 48

was going to be $13 million, correct?
A. I don't recall working on this line so I don't know where this line comes from.
Q. No. I -- And you may not, and I'm focusing on one particular line item. But in assessing the propriety of the number, one of the things you'd want to look at is whether there was some kind of change given my example whereby the amount that was being paid to the Metropolitan Sanitary District was cut in half, correct?
A. I would look at the history as one input into an individual line.
Q. All right. And --
A. I'm having trouble following like where -- what you're trying to get at.
Q. Well, you don't need to worry about what I'm trying to get at. I'm just asking you questions. And there's a line item that we've been talking about that has $13 million, and I think we're past now the fact that the historical cost is one factor. But what you'd want to do, if there was going to be a material change from -- You'd agree with me that cutting -- if this was 26 million, it was now 13, cutting it in half like that is a material change to that line item, correct?
MR. CROUCH: Objection, form of the question, calls

Page 49

for speculation.
You can answer.
BY THE WITNESS:
A. Yeah, I would have to speculate.
Q. Why does it require speculation?
A. Why -- I can't answer why the line would have changed if it changed at all.
Q. I understand with this particular line item you don't know why -- if it changed at all, but my point is, is take it out of this context. Any line item is a material change from historical, either because it doubled or it got cut in half, you would need to look at that line item of expense to determine why that change is occurring, correct?
MR. CROUCH: Objection, foundation, form of the question.
You can answer.
BY THE WITNESS:
A. Could you repeat the question?
Q. If there were a line item that either got doubled or got cut in half vis- -vis historical cost of that line item, you would want to investigate why there was a change?
MR. CROUCH: Objection, form of the question,

Page 50

compound.
You can answer.
BY THE WITNESS:
A. If a line increased or decreased relative to history, that is one input that we would look at or we would want to look at for a hypothetical line, yes.
Q. Okay. Because you'd agree with me that you'd want to be as accurate as possible in your forecasting, correct?
A. We want to be accurate in our forecasting.
Q. All right. Because you understand that these expenses of the water fund are largely being covered by rates paid by citizens in the city, correct?
A. I believe the primary source of revenue for the water fund is water services.
Q. Rates and charges to -- and users, correct?
A. Yeah, and users. I don't --
Q. Okay.
A. -- know if the users are from the city, but yes.
Q. Right. Okay. Fair enough.
Okay. Now, we have a line item 9097 "For Capital Construction." It's over a hundred million dollars for 2020. Do you see that?

Page 51

A. Yes.
Q. Who would provide that number in the first instance?
A. What first instance?
Q. Who comes up with the -- The line item "For Capital Construction" refers to infrastructure improvements that are going to be undertaken in the period for which this budget applies, correct?
A. I was not involved in how that number is developed.
Q. Okay. So you don't know where that --
A. I don't recall.
Q. Okay. Fair enough. All right. And then line item 9611, "To Reimburse the Corporate Fund for Indirect Costs Chargeable to Fund," it's over $67 million in this budget. Do you see that?
A. Yes.
Q. And what does that amount correspond to?
A. Those are indirect costs related to the water fund's share of general city operations.
Q. Okay. Is that -- Have you ever heard of a company called Maximus?
A. Yes.
Q. And Maximus is a consultant that performs what

Page 52

are called cost allocation plans for the city on a periodic basis?
A. They -- The (inaudible) and the time I was there, I don't know who the -- if they are the (inaudible.)
Q. Okay.
THE COURT REPORTER: I'm sorry. I missed that whole answer. It's ...
BY THE WITNESS:
A. They -- Maximus did at the time I was with the City. I don't know beyond that.
Q. Okay. But the number here of $67.6 million, is that a number that is derived from a cost allocation plan prepared by Maximus?
A. Yes.
Q. Okay. And my understanding from speaking to Ms. Schake -- and I don't know if you know her, we took her deposition earlier -- was that Maximus prepares a cost allocation plan based upon historical information. Is that also your understanding?
A. Yes.
Q. But because it's historical, it needs to be brought forward into the current budget year, correct?
A. Yes.

Page 53

Q. And so there's like an inflation factor that's applied to the actual numbers that Maximus comes up with in its cost allocation plan, correct?
A. There is a growth factor.
Q. All right.
A. I wouldn't call it inflation.
Q. Okay. But it's -- it's -- For example, this budget in 2020, this budget for 2020 would -- the indirect cost line item for 9611 would have been based upon historical information from say 2018, correct?
A. I don't recall the exact year, like how far back it went, but, yes --
Q. All right.
A. -- they -- but there was -- there's a delay in the Maximus report, that they are taking numbers that are actuals, and that report comes out multiple years after the period is finished.
Q. All right. But then to get to the 67.6 million, they would apply a growth factor as you used that term to bring it forward to 2020?
A. Yes. From the most --
Q. Okay.
A. -- recently-published report.
Q. Okay. Now, did you or anybody else at the

Page 54

City involve themselves in assessing the accuracy of the allocations made by Maximus?
A. I can only speak for myself and I did not verify the accuracy of Maximus's report.
Q. Okay. So from your perspective, you took the number that they gave that had been allocated to the water and the sewer funds and applied a growth factor and then that became the line item in water -- it's 9611, correct?
A. To the best of my recollection, yes.
Q. Okay. Are you aware of any evaluation or analysis done by the City as to the accuracy of the Maximus allocations?
A. I am not aware of any, no.
Q. Okay. Are you generally aware that a significant component of the $67 million is an allocation of police and fire expenses in excess of $30 million?
A. I do not recall.
Q. Okay. Do you have any knowledge of what services the police and fire department of the City provide to the water fund?
A. I would have to speculate.
Q. No. I don't want you to speculate.

Page 55

A. This is a while ago so I don't recall exactly --
Q. Okay.
A. -- for service.
Q. All right. Fair enough. Then finally on this page 276 of Exhibit 23, there's a line item 9645, To Reimburse the Corporate Fund for Indirect Pension Costs Chargeable to Fund of $21.7 million. Do you see that?
A. I do.
Q. What is that line item of expense?
A. I don't recall exactly.
Q. Well, would it relate to pension costs of the other city offices and departments that provide services to the water fund?
A. I don't recall exactly for that one.
Q. Do you know whether there are work papers or other documents that would reflect the derivation of this 21.7-million-dollar number?
A. I don't recall specific work papers for that line.
Q. Okay. Do you -- Are you familiar with the term materiality threshold?
A. No. Could you ...
Q. Okay. Well, does the City from a budget

Page 56

standpoint, do they have an amount below which the City feels that the amount is not material to the budget?
A. I am not familiar with any -- with that phrasing or term.
Q. Well, do you have your own definition of materiality as it comes to budget numbers?
A. No, not really.
Q. Well, let me just see if I can test that a little bit. Would $103 million of interest on bonds be a material expense for the water fund?
MR. CROUCH: Objection, form of the question.
BY THE WITNESS:
A. I believe it is a significant expense.
Q. Okay.
A. I need a better definition of material I guess.
Q. Okay. But is the $15,000 for Damages and Liabilities Against the City when Ordered Paid by the City Council of $15,000, is that a significant expense?
A. It depends on what you're looking at I guess. It's an expense that is budgeted for the funds. So if we had to pay claims and damages, we have a line to pay it from.
Q. Okay. All right. All right. Then on the

Page 57

next page which is page 277 of Exhibit 23, the 2020 budget, there's Reimbursable Transfers Between Funds. Do you see that?

A. Yes.

Q. Okay. And 9765 is a transfer for contractual services of $625,000. Do you see that?

A. Yes.

Q. Do you know what that corresponds to?

A. I don't recall specifics.

Q. Okay. But would there be some sort of -- Would there be a document reflecting that calculation?

A. There would be details behind what contractual services these are for.

Q. Right. But if somebody wanted to find out what was included in that $625,000, there would be a document that -- whether it currently exists or not that would have been created to back that $625,000 up, correct?

A. I don't recall the document. I would say there is ... There is something that would back that up, back up that number, but I don't real- -- Like, I don't recall the details of what that is.

Q. All right. And then line item 9773, Transfer for Services Provided by the Department of Police, it's

Page 58

$1,470,301. Do you see that?

A. I see that number, yes.

Q. And what does that refer to?

A. I don't recall.

Q. All right. But on its face, it purports to be a reimbursement for services provided by the Department of Police, correct?

A. I can say the line is for transfer of services provided by the Department of Police. That's what the line says. I don't recall what that is --

Q. All right.

A. -- specifically.

Q. But would you agree with me that there would have to be some sort of backup for that number? And it's a very specific number, correct?

MR. CROUCH: Objection, form of the question, compound.

You can answer.

BY THE WITNESS:

A. There is backups for the numbers that are included in the budget.

Q. Okay. Do you know who compiled the numbers for reimbursable transfers between funds?

A. I don't recall this section. Like, I don't

Page 59

recall the process for getting these numbers.

Q. Okay. But in 2020 did you have folks working for you in the budget department?

A. Yes.

Q. And who were those people?

A. Brenton Siverly in 2020. I don't remember years when Brenton left, but I think it was in 2020. Irma Jackson, Arturo ... I don't know his last name.

Q. Okay. What were their positions?

A. Brenton was assistant budget director. Arturo and Irma were -- I don't remember their exact title, but they were more like budget analysts.

Q. Okay. All right. And then finally 9774 is a Transfer for Services Provided by the Office of Emergency Management and Communication. It's $325,000. Do you see that?

A. Yes.

Q. What services did the Emergency Management and Communication office provide to the water fund?

A. I don't recall. I don't recall how the -- how these -- this section of numbers go.

Q. Okay. And then finally there's 9900, Pension Purposes as Specified. 9980 is a 33-million-dollar allocation for the Municipal Fund Pension and 9981 is an

Page 60

11.4-million-dollar allocation for the Laborers' Fund Pension. Do you see that?

A. I see those, yes.

Q. Are these the allocations that you were involved in making or evaluating during your time at the -- as a deputy budget director?

A. Yes.

Q. And are you familiar with the methodology that the City employed in order to come up with the pension allocations that are reflected in Exhibit 23?

A. Yes.

Q. Okay. Let's start with going to what those allocations were. Okay. Sorry about that.

(Document shared.)

BY MR. HANLEY:

Q. I'm showing you what's page 27 of the 2020 budget that's Exhibit 23. Are you familiar with these allocations?

A. Yes.

Q. Okay. Let's start with some basic questions. The allocation to the water and sewer funds was supposed to be based upon the total covered payroll of water and sewer fund employees as a percentage of the total covered payroll of all of the departments and offices

Page 61

that have members in that -- or employees in that fund, correct?

A. It is based on the budgeted staffing levels for City employees that are on the fund and covered by this, by this pension.

Q. Okay. So for 2020, the total contributions to the municipal fund were more than -- a little bit more than $524 million, correct?

A. So the -- Yes, the total revenue is for ...

Q. Okay. And about 119 million of that amount was provided by a property tax levy, correct?

A. Yes.

Q. And that would have been property taxes in the City of Chicago, correct?

A. Yes.

Q. And about 216 million was provided by the water and sewer utility tax, correct?

A. Yes.

Q. And the percentage -- Or the amounts allocated to water and sewer in this -- in Exhibit 23 were based upon the water and sewer fund's percentage as applied to the 524-million-dollar number, correct?

A. They were based on the -- their relative staff budgeted that are members of this fund.

Page 62

Q. Right. But they were -- The water fund allocation of $33 million is roughly 6 percent, give or take one percent of the $524 million, correct?

A. I would have to do the math. I -- I -- If that's the math that you've done and that's what it says, I ...

Q. Well, no. I'm not asking you to accept my math. I'm saying whatever percentage is applied to the water and sewer fund, it's applied to the $524 million to get the 33-million-dollar allocation, correct?

A. Could you say it -- Say that one more time.

Q. Whatever percentage is allocated to the water fund and sewer fund for the Municipal Employees' Annuity and Benefit Fund, it's a percentage of the $524 million and not some other number, correct?

MR. CROUCH: Objection, misstates his prior testimony.

You can answer.

BY THE WITNESS:

A. It's ... If you are asking can you take 33 million divided by 524 and get 6 percent? That's -- If that's what you get, then I -- then that would be correct. I --

Q. Okay. But my --

Page 63

A. But without doing the math, I would not be able to tell you what the percentage is.

Q. Okay. And, again, the math is the math, right?

A. Yeah.

Q. But my point is, is that you're not applying that percentage of -- you're not reducing the 524 million by the 119 million in property tax revenues and $216 million of water and sewer utility tax revenues before applying that percentage, correct?

MR. CROUCH: Objection, misstates prior testimony.

BY THE WITNESS:

A. I am unclear what you are asking. If you're asking if 33 divided by 524 is 6, again, I don't know. But if you're asking is 33 divided by 524, minus 119, minus 216, if that sticks without doing the math, I don't -- I can't tell you.

Q. You don't need to do math. I'm saying -- I'm asking you whether that $524 million gets reduced by the tax revenues before the percentage is applied or if the percentage that is applied, whatever that is, is applied to the 524?

A. The allocations are based on the individual fund's share of the contribution.

Page 64

Q. Before or after the application of tax revenues?

A. The tax revenues are a part of the corporate fund allocation. They are --

Q. Okay.

A. -- revenues related to the corporate fund.

Q. Okay. So the tax revenues are used to reduce the obligation of the corporate fund, meaning the corporate fund allocation would be much higher than 81 million? It would be 81 million, plus 216 million, plus 119 million and change, correct?

A. Those are revenues related to the corporate fund.

Q. No. I understand they're allocated to the corporate fund.

MR. CROUCH: I think there's -- Sorry to interrupt. I think there's some confusion. I think you guys are on -- are talking about two different things. And I know -- I don't want to make a speaking objection, but I can almost try and --

MR. HANLEY: Well, then --

MR. CROUCH: -- clarify it --

MR. HANLEY: Then no.

MR. CROUCH: -- before you --

Page 65

MR. HANLEY: No.
MR. CROUCH: -- guys --
MR. HANLEY: We'll hash it out.
THE COURT REPORTER: One at a time.
MR. CROUCH: I can try and save time because you guys are talking about two different things, and I think this is going to keep going on with you guys being confused because you're talking about two different things.
MR. HANLEY: Well, I --
MR. CROUCH: So I would like to try and help clarify, but --
MR. HANLEY: Scott, please stop talking right now. You're not -- You say you don't mean to give a speaking objection and then you give a speaking objection.
MR. CROUCH: I'm not objecting. I'm offering to help.
MR. HANLEY: But no. The -- You don't need to help. I understand what this witness is saying. I'm just trying to confirm it.
BY MR. HANLEY:
Q. You said, sir, that the property tax revenues were allocated to the corporate fund pension allocation. That's correct, correct?

Page 66

A. The property tax levy is a part of the corporate fund in this -- in -- for this purpose.
Q. In other words, none of those revenues -- tax revenues get allocated to the water fund, the sewer fund, the Midway fund, the O'Hare fund, correct?
A. They ... So as best I recall from the process, they are applied to the corporate fund's share of pension allocation.
Q. Okay. Let me show you what I've marked as Exhibit 19 which is derived from an Excel spreadsheet that was produced by the City in this case.
(Document shared.)
BY MR. HANLEY:
Q. And I'll blow it up as I can because obviously I had to reduce things. Are you able to see the numbers on the spreadsheet?
A. Mostly, yes. If I get close enough, I think I can see it.
Q. All right. Well, let me make it big because we're going to start and go across. And I want --
A. Okay.
Q. And I want you to at this point limit your answers to the municipal fund. And I'll just represent to you that there is of one of these for each -- for

Page 67

certain years that have been produced, some certain years have not yet been produced. Let me find the one for 2020.
MS. JORDAN: Greg, I know it's your choice on what to show as an exhibit, but is there any reason why you're not showing these in the native format?
MR. HANLEY: Well, just because it doesn't fit on the screen and it's unwieldy. If you -- I mean, I think you'll find that there's been no manipulation other than to squeeze things down and so --
MS. JORDAN: No. I wasn't suggesting that there was. It's just that --
MR. HANLEY: Right. Yeah.
MS. JORDAN: -- you know, there's more information on the native form of the document.
MR. HANLEY: Right.
MR. CROUCH: Yeah, because none of the calculations that are built into the spreadsheet are shown on the -- on this -- on the PDF and so it's missing a lot of the information that was used to calculate these numbers.
MR. HANLEY: All right. Fair enough. I mean, it --
MR. CROUCH: And can you send us these exhibits, please?

Page 68

MR. HANLEY: Can I what?
MR. CROUCH: Can you please e-mail us these exhibits?
MR. HANLEY: Yeah.
MR. CROUCH: Thank you. Just for redirect. Just so I have them for redirect. That's all.
MR. HANLEY: Right.
BY MR. HANLEY:
Q. All right. But do you recognize these as the type of spreadsheets that were generated by the City to reflect the pension allocations?
A. Yes.
Q. Okay. Bear with me. I'm trying to find the ... All right. Well, let's use the one that I've got up on the screen which for identification purposes is the one that has the sum of total budgeted amount in the second column of $1,238,700 -- or I'm sorry -- $1,238,727,982.
MS. JORDAN: What year is this for?
BY MR. HANLEY:
Q. Do you see that?
MS. JORDAN: What year is this for?
MR. HANLEY: They're not dated. That's why I was --

Page 69

MS. JORDAN: Well, in the document title, it says 2019. Is this the 2019?
THE WITNESS: In the file.
MR. HANLEY: Where are you seeing that?
THE WITNESS: Where it says file.
MS. JORDAN: Where it says file, downloads Exhibit 2019.pdf.
MR. HANLEY: Oh, no. That's just a ... I think that these begin with 2019. So this -- And we can compare to the budgets.
BY MR. HANLEY:
Q. But would you agree with me that regardless of the year, the methodology was consistent?
A. Yes, I believe the methodology was the same for all the years that I've done.
Q. And we can determine -- We'll determine the year we're talking about in a way that we can all rely on, but let's just start with what is the second page of the exhibit which I -- which shows the first allocation is $499 million. Do you see that?
A. Yes.
Q. Okay. So I just want to walk through it and make sure I understand how this was done. So the sum of total budgeted amount, is that the total payroll of all

Page 70

the City employees in the municipal fund?
A. I believe that's the budgeted total salaries, yes.
Q. Okay. And that's just for the City, correct?
A. Yes.
Q. And you would agree with me that the Chicago Public Schools also has employees that are part of the municipal fund, correct?
A. Yes.
Q. And the 1.2-billion-dollar number that's in the sum of total budgeted amount is solely for City employees and does not include CPS employees?
A. Correct.
Q. Okay. So then the next column, sum of total budgeted amount 2, those percentages are -- the blue highlighted percentage of 39.03 percent is the percentage of the total amount that is allocable or attributable to City employees, correct?
MR. CROUCH: I'm just going to --
BY THE WITNESS:
A. The --
MR. CROUCH: I'm sorry. I'm just going to object to the extent that it misstates the underlining formula in the native format that was produced.

Page 71

You can testify.
BY THE WITNESS:
A. The 39.03 that is in that is the share of City employees that are MEABF.
Q. Okay. And is that based upon their salaries or head counts?
A. Salaries, I believe.
Q. Okay.
A. I don't --
Q. So --
A. I don't recall it. Like, this was a while ago so I don't recall exactly. I think it is related to the previous column if I remember it.
Q. Okay. But, for example, there's 41.7 percent allocated to the corporate fund, correct?
A. That's the share of MEABF employees that are in the corporate fund.
Q. Right. But of the City employees which is representative of the 1.2-billion-dollar number, 41.7 percent is attributable to corporate fund employees, correct?
A. Yes.
Q. And 10.99 percent is attributable to water fund employees, correct?

Page 72

A. I believe so.
Q. Okay. And then finally, about 2.98 percent is attributable to sewer fund employees, correct?
A. I believe so. I would --
Q. Okay.
A. I would want to look at the underlying formulas to be able to verify because I'm trying -- I'm doing quick math in my head right now to --
Q. Okay.
A. -- see if the numbers match up.
Q. Okay. But then that results in a first allocation? And for the municipal fund, the first allocation is $499 million, correct?
A. For MEABF, yes.
Q. Okay. And then that number is allocated to the various city departments and funds in accordance with the percentages that are in the column immediately to the left, correct?
A. Again, I believe so, but I would need to look at the underlying formulas to be certain.
Q. Okay. And then there are two columns for what's called the CPS Adjustment. Do you see that?
A. Yes.
Q. And what is the CPS Adjustment?

Page 73

A. It removes the CPS share of the MEABF payment from the following calculation.

Q. Okay. So the CPS share for this year is 198 million and change, correct?

A. Yes.

Q. And the City of Chicago's share is 300 million and change, correct?

A. Yes.

Q. So then that 300 million that is the City of Chicago's share is then allocated to the various city funds and departments in accordance with their percentage of the City of Chicago's share, correct?

A. That is how I recall this, yes.

Q. Okay. So that results in $33 million being allocated to the water fund and $8.9 million being allocated to the sewer fund, correct -- oh, no. I'm sorry -- 8 point -- Yeah. 8.9?

A. Yes.

Q. Okay.

A. I believe so.

Q. All right. And then after that point, there is a second allocation which it does what?

A. That is the second allocation. So the City of Chicago's share is the second allocation with the

Page 74

exception that the corporate fund assumes the CPS share.

Q. Okay. So the only difference between --

A. That's the --

Q. The only difference between the second allocation column and the COC share column is that the CPS share column of 198 million and change is added to the COC share of the corporate fund of 125 million and change to result in 323 million and change being allocated in the second allocation to the corporate fund, correct?

A. Yes.

Q. Okay. And then the budgeting adjustment as I understand it takes other city departments and funds, namely, the Vehicle Tax Fund, the Motor Fuel Tax Fund, the Special Events and Municipal Hotel Operators', the Affordable Housing Fund, the Tax Increment Financing Administration Fund, the Garbage Collection Fund, the Neighborhood Opportunity Fund, and the Grants' Fund, and takes those amounts and adds it to the corporate fund allocation in what's marked here as the third allocation, correct?

MR. CROUCH: I object to the form of the question. You can answer.

Page 75

BY THE WITNESS:

A. Those funds are special city funds and the pension allocation for those funds gets covered by the corporate fund.

Q. Okay. So the 59 million that is in the -- rolled into corporate is added to the 323 million and change number from the second allocation to arrive at the third allocation of 383 million and change, correct?

A. It appears so.

Q. Okay. But throughout the first, second, and third allocation -- I mean -- I'm sorry.

From the second allocation to the third allocation, there's no change in the allocations to the water fund or the sewer fund, correct?

A. Correct.

Q. Okay. And then moving on, the next column is something called a levy adjustment. And does that refer to the tax revenues -- property tax revenues that are generated?

A. Yes.

Q. That's 119 million and change for the corporate fund and 5.3 million for the library fund?

A. I believe so. They're off the screen.

Q. Okay. I put it back, so ...

Page 76

A. Yes.

Q. But in any event, the 119 million of property tax revenues is allocated solely to the corporate fund obligation of $383 million and change, correct?

A. Yes.

Q. And then there's the water and sewer levy in the next column of $182,656,068, correct?

A. That's the water/sewer tax.

Q. Right. But that's allocated solely to the corporate fund obligation, correct?

A. The 182 and change is allocated to the corporate fund, yes.

Q. Okay. So collectively after the application of those tax revenues, the amount allocated to the corporate fund is $81.3 million, approximately, correct?

A. Yes, approximately.

Q. All right. And then the amounts allocated to the sewer and water funds remain the same as they were in the second and third allocation as the final allocation, correct?

A. Yes.

Q. Okay. So it's true, is it not, that all of the tax revenues other than the library tax which is dedicated to the library are used to reduce the

Page 77

corporate fund obligation to the municipal fund, correct?

A. They are a part of the revenues that feed into the corporate fund's share of the pension contribution.

Q. All right. But the tax revenues do not reduce the water fund or the sewer fund allocation?

A. Correct.

Q. Okay. And is that the same for -- Is the methodology the same for the laborers' fund?

A. As best I can recall.

Q. Okay.

A. I -- No CPS share for laborers' there.

Q. Right. Right. They're all under the municipal fund. Okay. Fair enough.

Would you agree with me that starting in around 2020 the City started getting money from the Chicago Public Schools to contribute toward the Chicago Public Schools' share of the municipal fund contributions?

A. I don't remember the exact year and I don't recall if we received funds.

Q. All right. But if you had received funds from Chicago Public Schools in any year, those contributions would have to be accounted for in the allocations?

Page 78

A. No.

Q. Why do you say that?

A. It wouldn't change the allocations because the corporate fund is paying the CPS share. So if CPS contributed, it would be appropriate for those to go to the corporate fund.

Q. No. No. I understand that, but this -- the spreadsheet we're looking at shows no payments from CPS, correct?

A. It shows that the corporate funds will cover CPS's share. Regardless of whether or not CPS pays the City, if the -- If CPS does not pay the City, then the corporate fund is picking it up. So if CPS does pay the City, then that would be going to the corporate fund.

Q. Well --

A. It offsets some of what the corporate fund has covered.

Q. Well, it may or may not be the case, but my point is, is these spreadsheets that are Exhibit 19 -- or at least the page we're looking at doesn't show any contribution from the Chicago Public Schools, correct?

A. It does not show a contribution from CPS.

Q. Okay. And we know that the corporate fund for what ended up only having to come out of pocket, so to

Page 79

speak, to the tune of about $81.3 million for this particular year, correct?

MR. CROUCH: Objection, misstates his prior testimony.

You can answer.

BY THE WITNESS:

A. The amount budgeted to come from the corporate fund in this spreadsheet is 81 million.

Q. Okay. And assuming you're correct that -- which I disagree with, but assuming you're correct that if Chicago Public Schools had paid money for its contribution, that that would be properly applied only to the corporate fund's obligation, accepting that as true, if this -- Chicago Public Schools had contributed say $175 million to the City, that would more than cover the remaining corporate fund allocation, correct?

A. I don't know what changes would occur within the corporate fund's revenues to account for that.

Q. Well, again, take my hypothetical. If in this particular year there was $175 million received from the Chicago Public Schools, that would in the first instance further reduce the corporate fund obligation to zero, correct?

A. It is larger than the 81 million that is shown

Page 80

on this sheet --

Q. Okay.

A. -- but, like I said, I don't know what other changes would occur if that were to happen.

Q. Okay. But it's possible that it would result in the other funds' obligations being reduced as well, correct?

A. I do not know why it would reduce the other funds' obligations.

Q. Well, if you got 175 -- Here's -- If there were $175 million received from the Chicago Public Schools in this year, it's not reflected in the spreadsheet? Would that be fair to say?

A. There is not -- There is no $175 million reflected in the spreadsheet from CPS.

Q. All right. And so the corporate fund in this spreadsheet is covering the entire Chicago Public Schools' obligation to the municipal fund for this particular year, correct?

A. The -- Yes, the corporate fund is covering CPS's share --

Q. Right. And after all --

A. -- to --

Q. After the application of all of the tax

Page 81

revenues to the corporate fund obligation of 383 million and change, what's left is 81-million-dollar -- $81.3 million that the corporate fund is obligated to contribute, correct?

A. Yes.

Q. Okay. So if the City, in fact, received $175 million from CPS, that would turn this $81 million, it would turn it into zero and there would still be almost a hundred million dollars left over, correct?

A. That is a -- one hypothetical situation that could result from that.

Q. All right. And do you know whether that, in fact, occurred in any year?

A. I do not know.

Q. Okay. But if there was a little less than a hundred million left over after satisfying the total contribution of the corporate fund, then the obligations or the contributions of the remaining funds could be proportionately reduced as well, correct?

A. I do not know why that would occur. I do not believe that would be what should occur, but that wouldn't be my --

Q. Well, what would happen --

A. -- opinion.

Page 82

Q. What would happen with the $100 million? You'd have a surplus?

A. There are three sources of -- three lines here that are related to the corporate fund. The total is $383 million that the corporate fund is responsible for.

Q. Right. I understand that, but we're past that now. We know that with- -- Even without a CPS contribution, when you consider the tax revenues, the corporate fund obligation is reduced to $81.3 million, correct?

A. After accounting for revenues from the property tax levy and the water and sewer tax, there is $81 million left that the corporate fund is needed to come up with.

Q. Okay. And just so we can finish this and move on, if the City, in fact, received money from CPS in any amount, that would be applied at least in your view in the first instance toward the 81.3-million-dollar obligation of the corporate fund?

A. And I would say it would be applied towards the 383 in -- that shows up in the third allocation.

Q. Okay. But 300 million of that is being covered already by the tax levies, right?

A. It could be, yes. There are --

Page 83

Q. Well, don't --

A. -- other ways that you could handle it, though. That's what --

Q. No. No.

A. -- I'm trying to say.

Q. There may be other ways to handle it. I'm asking you about this particular spreadsheet. Am I interpreting it correctly that there's 3 -- that the total obligation of the general -- of the corporate fund which includes the CPS obligation is 383 million and change, correct?

A. That is the corporate fund's obligation, yes.

Q. Okay. And the tax revenues that are used to cover that obligation exceed $300 million, correct?

A. Yes.

Q. And that leaves $81 million to be covered by the corporate fund?

A. After those are taken into account, yes.

Q. All right. So leave aside whether it's a CPS contribution or whatever. If there are other revenues coming in to fund contributions, those would in your view be used in the first instance at least to reduce the corporate fund obligation, correct?

A. They would be used to -- They would -- It

Page 84

would -- I believe they would be applied to the 383 million in the third allocation. That's the corporate fund's share.

Q. Right. But --

MR. CROUCH: Can we take a quick break?

BY MR. HANLEY:

Q. (Continuing.) -- for example --

MR. CROUCH: Before you start your next question, can we take a quick break?

MR. HANLEY: Can I -- I'm almost done. Can I just finish this line of questioning?

MR. CROUCH: Yes.

MR. HANLEY: Okay.

BY MR. HANLEY:

Q. Okay. The -- Let's say CPS gave $40 million to the City for contributions to the municipal fund, what would be the final budget allocation to the corporate fund in this spreadsheet for this year?

A. I do not know how we would account for it since it didn't happen. Since it wasn't in this scenario, I do not --

Q. Right.

A. -- know what the changes would be.

Q. But if you knew that you were getting

Page 85

$40 million from CPS, where would it -- how would that money be applied in this spreadsheet?

A. I do not know.

Q. Okay.

MR. CROUCH: Can we take a break?

MR. HANLEY: Yes.

MR. CROUCH: All right. Thanks.

MS. JORDAN: Okay. Thank you.

THE COURT REPORTER: We're off the record at 11:11 a.m.

(A short break was had.)

THE COURT REPORTER: We're back on the record at 11:23 a.m.

BY MR. HANLEY:

Q. Give me a sec here.

(Document shared.)

BY MR. HANLEY:

Q. Okay. I'm going back to Exhibit 23. Are you seeing it on the screen, sir?

A. Yes.

Q. Okay. Would you agree with me that the revenues to be funding the contributions to the Municipal Employees' Annuity and Benefit Fund for 2020 show no contributions from the City of Chicago -- or I'm

Page 86

sorry -- the Chicago Public Schools?

A. I do not see a line for Chicago Public Schools.

Q. Okay. In developing the budget, if the City had received contributions from Chicago Public Schools, you'd agree with me that it would be appropriate to show those in the budget, correct?

A. Not necessarily, no.

Q. Okay. But you'd agree with me that at least for 2020, the budget shows no contributions from -- or at least as a line item from the Chicago Public Schools, correct?

A. Correct.

Q. Do you know whether the Chicago Public Schools had actually provided money to the City to cover some of its contributions to the municipal fund?

A. I do not recall.

Q. But if you were developing a budget and you knew you were going to get contributions from the Chicago Public Schools, however that would get hashed out, you'd have to evaluate how that information was going to be used in developing the budget, correct?

A. If we knew that there was a revenue source from Chicago Public Schools at the time we were

Page 87

developing the budget, we would account for it in revenues. How it would show up, I can't -- I don't recall.

Q. All right. What's the last budget that you had a hand in preparing?

A. 2022.

Q. Okay. Do you recall whether there were any anticipated contributions from the Chicago Public Schools during that year?

A. I believe so, but I don't remember the amount.

Q. Okay. Do you know how you dealt with it in the budget?

A. It would have been a revenue source for corporate fund.

Q. Okay. So in your view it would have been applied to reduce the corporate fund obligation, correct?

A. It would have been used to cover a portion of CPS's share of the corporate fund's contribution.

Q. Okay. Fair enough. All right. I want to -- I was asking you questions earlier about the finance general for the water fund. I have just a couple of questions about the finance general for the sewer fund so I'm going to go there. It's the ...

Page 88

(Document shared.)

BY MR. HANLEY:

Q. Okay. And you'd agree with me that this is -- it may be different in amounts and different line items, but the format is the same as for the water fund, correct?

A. The structure, yes. The formatting is the same as the water fund.

Q. Okay.

A. I can't see the top so I don't see what it says. Okay.

Q. Do you see it? Do you see it now?

A. Yep. Yes.

Q. Okay. Again, this is part of Exhibit 23. It's page 341 and 342, and I have a couple of questions.

MR. CROUCH: I'm sorry. But it says that it's only a 94-page exhibit.

MR. HANLEY: No. I'm giving the numbers that are actually on the Annual Appropriation Ordinance, 341 and 342.

MR. CROUCH: Oh, okay. But it's only a 94-page? So it's not the whole ordinance? These are just ...

MR. HANLEY: No. No. I didn't think --

MR. CROUCH: Can you please, please -- Can you guys

Page 89

please send these exhibits since you're just like -- I thought this was an entire thing that we produced, but I didn't realize that you're just pulling out specific pages and making it like a whole cloth exhibit. Can you please forward these to us?

MR. HANLEY: Yeah, we'll forward it to you, but they bear your document locator number so it's --

MR. CROUCH: Well, I understand, but presumably you produced the entire document and you're pulling out -- you know, you're pulling out pages and representing it to be the entire Budget Ordinance and --

MR. HANLEY: I didn't -- I didn't represent that at all.

MR. CROUCH: Well, I know. That's why I'm asking you for the exhibit. I have no idea. I didn't get -- I would like to look through the exhibit. I have no idea of what it is --

MR. HANLEY: Jamie, can you --

MR. CROUCH: -- that you're putting and just showing one page at a time. So can you please -- for the third time, can you please forward me the exhibit?

MR. HANLEY: Yeah, we'll do that, but that's the --

MS. JORDAN: It's customary to -- Greg, it's customary to provide the exhibits to the attorneys --

Page 90

MR. CROUCH: Yeah. All right. Then -- All right. Then we'll --

MS. JORDAN: -- before a deposition.

MR. HANLEY: First of all, I've never done that. I'm not required to do that and we'll send you these exhibits. I have no problem sending you --

MR. CROUCH: All right. Great. Then we'll resume --

MS. JORDAN: You should send them now.

MR. CROUCH: Yeah. We'll resume the deposition once you've sent them.

MS. JORDAN: We've always provided exhibits to you. We would always provide exhibits to you if you were --

MR. HANLEY: You haven't done anything. You haven't taken a dep. You haven't taken a deposition.

MS. JORDAN: I said we would. I said we would. I mean, it's common courtesy to provide opposing counsel the exhibits --

MR. HANLEY: No. Is it -- It's --

MS. JORDAN: -- that you're asking the witnesses about.

MS. WARROW: Excuse me.

MR. HANLEY: There's no --

MS. WARROW: Excuse me. Everyone can stop talking.

Page 91

I will send you the two exhibits that have been introduced, but you guys can continue with the deposition because it's going to take me a minute. Okay? Now, stop --

MR. CROUCH: All right. Great. Yeah. Yeah. So we'll resume once I've had a chance to review it. Thank you.

MR. HANLEY: This is ridiculous. The --

MR. CROUCH: I agree. I agree --

MR. HANLEY: Every page that I've shown you --

MR. CROUCH: -- this is ridiculous.

MR. HANLEY: -- had a document locator number on it. Do you really want me to include the budget for the vehicle fund and all the other stuff just so -- for purposes of completeness? It's unwieldy enough in a Zoom deposition to use documents and -- and --

MR. CROUCH: Yeah, I thought this was going to be an in-person deposition. You insisted this be an in-person deposition so that's --

MR. HANLEY: Well, it made --

MR. CROUCH: -- what we prepared for.

MR. HANLEY: Scott, it made no sense to do an in person if we were forced to do the other person via Zoom which is what you asked for. So --

Page 92

MR. CROUCH: He's in Kansas City. Were you going to pay for him to fly out here?

MR. HANLEY: Sure.

MS. JORDAN: You could have flown to Kansas City if -- to depose him if you wanted to.

MR. CROUCH: Yeah. Great.

MR. HANLEY: Oh, okay. Well, I'll keep that in mind for the next one.

MR. CROUCH: Yeah. If you're going to pay for him to travel here, we can pay for him to travel here.

(Brief pause.)

MR. CROUCH: And can you please just send us all -- I see Exhibit 32, Exhibit 30, Exhibit 26. Can you just please send us all your exhibits?

MR. HANLEY: I'm not sending you --

MR. CROUCH: I thought -- I thought --

MR. HANLEY: -- exhibits that I haven't marked. I don't have any obligation to --

MR. CROUCH: I was mistaken --

MR. HANLEY: -- send you exhibits.

MR. CROUCH: I was mistaken because I saw the link to upload exhibits in advance. I thought that we were going to be able to access the exhibits in advance or I would have explicitly requested that you provide them.

Page 93

So I apologize for that. But, yeah, can you please just send me all the exhibits you're going to use today --

MR. HANLEY: All right. Can we go --

MR. CROUCH: -- so we have them?

MR. HANLEY: -- off the record so that my time isn't further wasted by this exercise? And then you tell me when you get them --

MR. CROUCH: All right.

MR. HANLEY: -- and come back.

MR. CROUCH: All right. Great.

THE COURT REPORTER: Okay. We're off the record at 11:32 a.m.

(A short break was had.)

THE COURT REPORTER: Okay. We're back on the record at 11:40 a.m.

BY MR. HANLEY:

Q. Okay. We were talking about the finance general budget for the sewer fund for 2020. I just had a couple of questions about some of the allocations. First of all, line items 9611 -- or line item 9611, $36.7 million, To Reimburse the Corporate Fund for Indirect Costs Chargeable to the Fund, are those the Maximus allocations that we talked about with respect to the water fund?

Page 94

A. They would be developed the same way, yes.

Q. Yes. But this one -- The difference is this one relates to the sewer fund and the one we were reviewing earlier relates to the water fund, correct?

A. Yes.

Q. Okay. And the same thing with 9645, To Reimburse the Corporate Fund for Indirect Pension Costs Chargeable to the Fund of about $14 million, is it also fair to say that you don't know how that was derived?

A. I don't recall. It may have been on the same, like, spreadsheet that the other one was. I just don't remember specifically for that one.

Q. All right. But is there a spreadsheet or other document reflecting the allocation of the indirect pension costs that are associated with line 9645?

A. I don't recall exactly how that line was developed. I believe it could have been on the same, like, spreadsheet as the line above it, the 9611, but I don't remember specifically for that one --

Q. Okay.

A. -- how that one was ...

Q. All right. But if it's not in the Maximus report, you don't know where it can be sourced to? Would that be fair to say?

Page 95

A. I don't recall, no.

Q. Okay. And then 9700, Reimbursable Transfers Between Funds, 9710, there's a ten-million-dollar transfer from the sewer fund to the water fund for costs allocable to the sewer fund. Do you know what that line item refers to?

A. I don't recall. I believe it was for costs of the water fund shares that are related to the sewer fund, but I don't recall exactly.

Q. Do you have any idea what those specific costs are?

A. I don't recall exactly.

Q. Okay. Would there be a document that would show how the $10 million was derived?

A. I don't recall.

Q. Okay. I want to show you what we marked as Exhibit 30 which is a Summary General Ledger by Fund Class, Report -- F200 Report. The run date is the 21st of April 2022 and the period is ADJ-20. Are you familiar with the form of this document?

A. I have seen them before.

Q. Are they utilized by the budget people -- Well, first of all, do you know what information is set forth on a summary general ledger

Page 96

report?

A. In general, yes.

Q. And the furthest right column says Actual Year-to-Date Activity. Is it your understanding that those would reflect what was actually spent in the period that it's covered by the general ledger report?

A. If these are expense accounts, yes.

Q. Okay. Are these utilized in any way by the budget people to derive the budget for the water fund or sewer fund?

A. These are reports of actuals. So this specific report, I don't recall using in developing budgets.

Q. All right. Well, what reports would you use, if any, of historical financial information for water and sewer?

A. We didn't -- I don't recall looking at general ledger reports in this fashion for that purpose.

Q. Well, what do you recall looking at?

A. Summary expense reports, but not general ledger reports.

Q. What's the difference in your mind?

A. This is a printout that has -- does -- It's just -- It's a different format. Like, I don't recall

Page 97

using this specific report. It would -- I would expect it to contain the same information, but just the format of this report is not --

Q. Okay.

A. -- useful for analysis.

Q. Okay. But ... Let me show you a few line items and the ... All right. So on this page, which is page 11, there are pension expenses, indirect cost expensions -- indirect pension cost expenses which correlate to the actual budget, correct?

A. They ... Is this -- What year is this for?

Q. 2020. Same year as Exhibit 23 which is the budget report.

A. It's the same year as the one -- So as best I can recall, they look -- Most of this -- Like, I -- I -- Without looking at them side by side, I can't say for sure, but they look the same.

Q. Okay. Do you know whether, for example, the $67.6 million in indirect cost, is that an amount that's actually transferred to other funds for the services purportedly provided?

A. I can't say how finance manages this line.

Q. Okay. All right. Okay. On the last page of Exhibit 30, there's a line item, an account code 220905,

Page 98

MSD User Charges, showing annual year-to-date activity of $2.64 million on that -- for that code. Do you see that?

A. I see the line you're talking about, yes.

Q. Okay. And do you remember in the budget that the corresponding line item for payments to the Metropolitan Sewer [sic] District were roughly $13 million? I can show it to you again if you'd like.

A. I remember that line. We took some time on it. I remember that, yes.

Q. Have you ever investigated what the City actually pays the Metropolitan Sewage Department -- Sewer Department -- or District, I'm sorry, on an annual basis?

A. No.

Q. If I said we reviewed these reports for all the years that we have them and the amounts paid to the Metropolitan Sewer [sic] District never exceeded $3 million, would you have any basis to contest that?

A. No.

Q. Okay. And if I said that all of the budgets during the years that you were deputy budget director have a straight $13 million for that payment, would you have any basis to disagree?

Page 99

A. I do not recall that, like the details behind that line.

Q. Okay. But if the City's documents, Exhibit 30 and Exhibit 23 are accurate, then the budget amount -- and I'm not saying it's right or wrong, but the budget amount does not correspond to what was actually spent, correct?

A. I --

MR. CROUCH: Objection, form of the question, foundation.

You can answer.

BY THE WITNESS:

A. I don't know what was actually spent. I don't recall. I can say it -- from the exhibit you showed me, the amount budgeted was I believe 13 million, but budgets and actuals don't always line up.

Q. Right. But this goes back to my earlier questioning. If you know approximately what an expense has been historically, that's one input that needs to be considered in deciding a prospective budget for that line item, correct?

A. It is one input of -- You know, depending on the line, there could be many, there could be just a few, so ... but it's one input that you could look at.

Page 100

Q. Okay. Would the reader of this document be justified in concluding that the actual year-to-date activity for 2020 for account code 220905 was about $2.6 million?

MR. CROUCH: Objection, calls for speculation.

BY THE WITNESS:

A. I don't -- I don't know, one, what this line is and if this is the line that relates to -- if this is the line or the only line that relates to that line in the budget.

Q. Okay. And let's see if we can figure that out. You would agree with me that this account code ends in 905 and it's under the account category code 99 and account class code 990, correct?

A. Yes.

Q. Okay. So if we go to Exhibit 23 ... Sorry.

(Document shared.)

BY MR. HANLEY:

Q. (Continuing.) and we look to 0900 and 905, the 905 line item is for $13 million, correct?

A. Yep.

Q. So those codes line up to what I just showed you on Exhibit 30, correct?

A. They look the same, yes.

Page 101

Q. Okay. So it's a fair assumption that it relates to the same line item of expense, correct?
A. Yes.
Q. Okay. Fair enough. Earlier in the deposition you were telling me that the allocations of the Office of Inspector General expenses were dictated by a formula. Do you remember that?
A. Yep.
Q. In one of the Municipal Code Provisions, correct?
A. Yep.
Q. And you told me that the -- the -- I think I was asking you only about the water fund at the time, but that the amount allocated to the water fund was subject to that formula?
A. Yep. Yes.
Q. Here's my question. And that would be true for the sewer fund as well, correct?
A. Yes.
Q. And remind me again what the formula is based on.
A. It's based on the City's budget.
Q. But is it a percentage that the water fund represents of some budget number?

Page 102

A. The OIG's for the amount that we were required to budget is a percentage of the funds that are budgeted and it's the funds that are budgeted for each fund.
Q. Well, I guess what I'm saying is, is the City has a budget in total for the OIG, correct?
A. The OIG has a total budget, yes.
Q. Okay. So is the total budget what's dictated by the Municipal Code Ordinance -- or the Municipal Code Provision?
A. I don't recall the details of the Code. I recall how it was applied -- interpreted and applied.
Q. Well, then how is the total budget of the Office of Inspector General allocated to the water fund and the sewer fund? What's the methodology?
A. As I recall, it's a share of -- of -- As I recall, the floor is applied to those funds in the same way it's applied to the rest of the City's funds.
Q. I don't understand what that means. Let's say -- Let's make it very simple. If -- Let's say that it's $10 million of the total budget of the OIG. How does the City determine how much of that to allocate to the water fund and the sewer fund?
MR. CROUCH: Objection, misstates his prior testimony, form, foundation.

Page 103

You can answer.
BY THE WITNESS:
A. This -- The amount that we are required to spend on the OIG is a percentage of the City's budget.
Q. I get that. That gives you the total amount of OIG's budget, right?
A. Yep.
Q. Okay. And then you got to take that total budget and allocate it to water and sewer, correct?
A. We -- So the way I recall this working is we apply the floor, the amount that we're required to spend to the various funds.
Q. Right. But how?
A. So when you put them all together, they would add up to meet the overall percentage across the budget.
Q. Right. But, again, let's make it very simple. If the total budget of the OIG was $10 million and it ended up that the water fund got allocated one million, my question is, is how did that one million get calculated? What's the formula?
MR. CROUCH: Objection, form, foundation, assumes facts not in evidence.
BY THE WITNESS:
A. The way I recall the formula being applied is

Page 104

it is a percentage of the total budget. It would be a percentage of the total budget for the water fund, a percentage of the total budget for the sewer fund. That's how I recall the formula working, but I -- Without reviewing it, I can't say that with a hundred percent certainty.
Q. All right. But is there a document that would reflect the allocation?
A. There should be a spreadsheet that shows this. Like, there should be either -- It could be.
Q. Okay. I'm showing you Exhibit 23, the 2020 budget for the sewer fund, Office of Inspector General. And would you agree with me -- Let me get to the page.
(Document shared.)
BY MR. HANLEY:
Q. On page 325, there are actual positions and salaries allocated to the sewer fund?
A. Yes.
Q. And my question is, is if all of this is dictated by a formula, why are there allocations of specific positions and salaries?
A. The formula is applied to establish the total, and how that total is budgeted is a conversation at the OIG's office. It's a -- It's with input from the OIG's

Page 105

office about how --
Q. All right.
A. -- the total should be allocated, how it should be put in the budget.
Q. All right. So -- All right. Just so that we're clear because I'm -- I keep coming back to this because it's unclear. The Municipal Code Provision that dictates the formula is the formula for determining the total budget of the OIG, not a formula for determining how much of it should be allocated to Enterprise Funds, for example?
A. The Enterprise Funds are a component of the City's overall budget as such it would bear a share of the cost.
Q. Right. But as I read the budget, at least according to the City, there's seven full-time employees of the OIG office that are being charged to the sewer fund, correct?
A. They're budgeted on the sewer fund.
Q. All right. And what is -- What does the City do to evaluate whether there are actually seven OIG employees who are full-time devoted to servicing the sewer fund?
MR. CROUCH: Objection, foundation, states facts

Page 106

not in evidence.
BY THE WITNESS:
A. The City relies on the Inspector General's Office to tell us what positions and how to budget -- or where to allocate their budget.
Q. Okay.
A. The City --
Q. Now we're getting --
A. The role of looking into some of these things would be the role of the inspector general.
Q. Okay. So the way it works is the OIG tells the budget people this is how many people we have dedicated to the water fund and this is how many people we have dedicated to the sewer fund, correct?
A. That is not what -- That isn't what I said. They -- The total is determined by the percent calculation and the inspector general would tell us how to budget that total.
Q. But here we've got seven positions, correct?
A. There's seven positions, yes.
Q. And where did that information come from?
A. The total -- The budget for the inspector general comes from a request from the inspector general.
Q. That's not an answer to my question. Where

Page 107

does the --
A. Okay.
Q. -- seven positions come from?
MR. CROUCH: Objection, asked and answered.
You can answer again.
BY THE WITNESS:
A. The budget for the Inspector General's Office comes from the Inspector General's Office.
Q. You said that. That's not my question. Where did the seven position totals come from?
MR. CROUCH: Objection, asked and answered.
You can repeat your answer again.
MR. HANLEY: Well, he can answer this question, not the -- a different question.
BY THE WITNESS:
A. Would you please restate then? Please reframe it so that I can under- -- Because I'm not -- Obviously I'm not understanding your question because I'm answering the question that I believe you are asking.
Q. No. You said several times now that the OIG gives you the budget that is then used for allocation to the water and sewer fund. Are we in agreement on that?
MR. CROUCH: Objection, misstates prior testimony.
MR. HANLEY: That's why I'm asking him to confirm

Page 108

it.
BY THE WITNESS:
A. Okay. The -- There is a calculation of the City's budget that we're required to provide a percentage of the City's budget to the OIG's office. That calculation is run and the relative funds based on the -- their share of the City's budget, the OIG's budget, is split up based on those fund's share of the City's budget, and they have a proportional share then of the OIG's budget. And who works -- Or who -- Because I want to clar- -- I want to make sure ... I don't have a way of knowing who is doing what work. I know how we are -- how the budget would get split up and how the budget would get allocated across the various funds. Personnel and non-personnel get allocated across various funds based on input from the inspector general.
Q. Okay. The page we're looking at has one assistant inspector general, another assistant inspector general, a chief investigator-IG, Investigator III-IG, chief performance analyst, performance analyst. Do you see that?
A. Yes.
Q. And there are salaries associated with each of those positions -- seven positions, correct?

Page 109

A. Yes.
Q. Who provides that information?
A. By "that information," you mean who provides -- And to clarify, do you mean who provides the salary or the rates or do you mean who provides the positions?
Q. Who provides -- Let's start with who provides the positions?
A. The positions are a part of the OIG's budget request.
Q. Okay. So the OIG represents to the budget people that there are seven positions of OIG employees who are dedicated to the sewer fund, correct?
MR. CROUCH: Objection. It doesn't -- It misstates his prior testimony or states facts not in evidence. That's not in the record anywhere.
MR. HANLEY: Scott, I'm asking questions that are designed to get him to answer, not mischaracterize prior testimony. He hasn't testified to this yet.
MR. CROUCH: I know, but you keep asserting it as a fact and he said it's not a fact and you keep asking him --
MR. HANLEY: I'm asking him --
MR. CROUCH: -- as if it's a fact.

Page 110

(People speaking simultaneously.)
THE COURT REPORTER: One at a time. One at a time, please.
MR. HANLEY: It's not a proper objection in any event, but it's certainly not proper when I'm asking him to confirm a fact. I'm not representing it as true.
MR. CROUCH: You are --
MR. HANLEY: I'm asking him if it is true.
MR. CROUCH: All right. Please -- Can you please read the question back, Madam Court Reporter.
THE COURT REPORTER: Okay. Let me go back, please.
(From the record above, the court reporter read the following:)
("Q. Okay. So the OIG represents to the budget people that there are seven positions of OIG employees who are dedicated to the sewer fund, correct?")

BY THE WITNESS:
A. Okay. I do not recall having a conversation where they represented to me that these positions are dedicated to work on the sewer fund, not a conversation or a representation that I recall being made.
Q. All right. So how does the number 7 get into this budget as opposed to 12 or 15 or 2?
MR. CROUCH: Objection, asked and answered. You can answer again.

Page 111

BY THE WITNESS:
A. The budget is determined with input from the Inspector General's Office about what positions they have and where those go.
Q. Is that true for both the water and the sewer fund?
A. It would be true for all the funds that they're allocated to.
Q. Of which the water is one and the sewer is the other -- is another, correct?
A. Yes.
Q. All right. All right. I want to refer your attention to page 23 of Exhibit 23. This is a detail of revenue estimates for 2020 and the one that you can see is for the water fund. Are you familiar with these?
A. Yes.
Q. And this -- In the revenue estimating capacity or revenue forecasting, is this something that you would have derived?
A. Yes.
Q. Okay. And I just want to make sure I understand what this information means. There are estimates at January 1st, 2020, there's current assets of 29,924- -- 29 -- almost $30 million, correct?

Page 112

A. Yes.
Q. And does that refer to -- Well, what is -- what makes up current assets?
A. It is the estimate of the resources available before subtracting liabilities that could be applied to the current -- This goes to the bud- -- this budget for this fiscal year.
Q. All right. So it's basically cash that someone has determined is available to be used toward the obligations in this coming 2020 year minus current liabilities?
A. Correct.
Q. Okay. So it's not what I would -- most people would understand is all the current assets? It's the current assets that somebody deems to be usable, again, less current liabilities, for future obligations, correct?
A. I can't say what other people would find reasonable or would assume this to be, but it is my understanding that these are the assets that would be available for the current year after taking out current liabilities.
Q. Okay. And that's $24 million, correct?
A. Yes.

Page 113

Q. And that ends up being used to reduce the total appropriations of $805 plus million, correct?
A. No, it doesn't reduce the 805. It's available resources. So in addition to the revenues coming in, that would be what's available to appropriate in the current year.
Q. Right. But if we do the math, your revenues for 2020 are roughly $781 million, correct?
A. Yes.
Q. But the total appropriations for the water fund for 2020 are about $805 million, correct?
A. Yes.
Q. So the $24 million of prior year available resources are in this calculation being used to bridge the gap between the revenue from the coming year and the appropriations for the coming year, correct?
MR. CROUCH: I'll just object, form of the question, vague as to bridge the gap.
You can testify.
BY THE WITNESS:
A. I guess I don't know that I would frame it the way that you did. I would say the resources that we have available to spend on water fund expenses in the -- for 2020 because that's the one that's up would be the

Page 114

revenues coming in plus the funds that were available to start the year.
Q. Okay.
A. Those two added together forms the revenue side of the budget for the water fund.
Q. Okay. I want to go through some of these revenues to see if I can understand what components are in them. There's a miscellaneous and other revenues of $20,300,000. Do you see that?
A. Yes.
Q. What does that correspond to?
A. I don't recall.
Q. There's transfers in of $10 million. Is that the sewer fund transfer to the water fund?
A. I believe so.
Q. And there's water rates of 700 and -- almost $741 million. Do you see that?
A. Yes.
Q. How is that number derived?
A. It's an estimate of the revenues from providing water service to the residents, businesses, and suburban buyers of the city's water.
Q. All right. But you'd agree with me that there has to be certain assumptions made to determine what

Page 115

revenues the water -- the future water rates are going to recover, correct?
A. Yes.
Q. Okay. And are you familiar with what those assumptions are? Maybe not specific dollar amounts, but what components go into that?
A. Yes. The components would be assumptions about -- They would be historical water use, there would be assumptions about what the water rate will be, there's assumptions about what the CPI adjustment would be. There are probably some other inputs there. Those are the ones I recall.
Q. Okay. But who provides those inputs for budget purposes?
A. Historical water revenues would come from Department of Finance. I worked on CPI calculations.
Q. What about water usage data?
A. I'm trying to recall how we dealt water usage. It would be -- I don't remember if the -- when we were doing the estimate, if it was based on revenues or water usage times the rate. Like, I'm trying -- I'm not recalling the details that was behind that, but water usage could be either a direct water usage in terms of like the TGALs or the water that gets used or the

Page 116

revenue that comes from that.
Q. Okay. You may not know the exact person, but who gives that information to the budget department?
A. The revenue comes from the Department of Finance.
Q. Okay. So, in other words, you didn't independently derive the $740 million of water rate revenues? They were based upon information provided by other departments?
A. I did not independently derive that, but it would -- I did pull the inputs in from other departments to develop the number.
Q. Okay. Does the -- Do the budget people, yourself included, have any involvement in the actual setting of the water or sewer rates?
A. We run the calculation for CPI which is applied to water rates.
Q. CPI meaning Consumer Price Index because the rates are --
A. Consumer Price Index.
Q. So the rates are adjusted every year by the rate of inflation for lack of a better word -- or the increase in the CPI?
A. By the measure of inflation as measured by

Page 117

CPI, yes.
Q. Okay. Let me show you what I've marked -- I'm just going to use it for a short --
MS. JORDAN: Greg, before you move on --
BY MR. HANLEY:
Q. (Continuing.) -- period.
MS. JORDAN: Before you move on to another exhibit, you've been going three hours and 20 minutes so far which I think you're getting fairly close to the time limit. You know --
MR. HANLEY: Yeah, I'm almost done. I have -- I have one little line. I don't know how much time was absorbed in our various breaks, but I have one document left and I only have a few paragraphs from that document, so ...
MS. JORDAN: Okay.
BY MR. HANLEY:
Q. Okay. Let me show you Exhibit -- This is Exhibit 26. And I'm assuming that during your time at the City, you didn't have direct involvement in the preparation of the financial statements for the water or sewer funds; is that correct?
A. Correct.
Q. Okay. But there's a description on this page

Page 118

of how the budget is derived and I just want to run you by a couple things on page 3 that -- and just have you confirm whether you agree or disagree with the description of how this is done. Okay? The second paragraph under Proprietary Operations, it says, "The Water Fund's budget is developed and implemented along with the City's annual budget based upon an analysis of its historical operations and maintenance costs." Do you see that?
A. Yes.
Q. Is that a true statement?
A. Yes.
Q. Okay. And then it says, "The Commissioner of the Department of Water Management recommends the final proposed budget to the Budget Director." Do you see that?
A. Yes.
Q. Is that also true?
A. It says it here. I am not -- I don't recall being in any meetings where the Department of Water Management's Commissioner officially recommended the final proposed budget. That's not a conversation I would have had.
Q. Well, let me ask it this way. Do you

Page 119

interface -- or did you interface with the Department of Water Management in developing the budget for the water and sewer funds?
A. Some, yes. The primary liaison with the Department of Water Management would have been the deputy that was responsible for that department.
Q. And who was that?
A. Scott was the -- Scott Greene was the last one I believe when I was there.
Q. Okay. All right. And then "After approval by the Budget Director, the proposed budget is recommended to the Mayor for submission to the City Council for its approval following public hearings." Do you see that?
A. Yes.
Q. Okay. So that's true?
A. I believe so.
Q. Okay. And then finally in the last paragraph of that section in the third sentence it says, "The Budget Director uses an allotment system to manage each department's expenditures against its respective annual appropriation." Do you see that?
A. Yes.
Q. First of all, is that true?
A. I would need a better description of that to

Page 120

answer.
Q. All right. But whatever --
A. I don't -- The way it's stated here is not a way that I am familiar with.
Q. Well, then tell me the way you're familiar with it.
A. The annual budget is -- after it gets approved by Council is set up in the financial system and expenses are charged against the budget to maintain -- ensure that we're staying within the appropriation.
Q. Okay. And if you're not going to stay in the appropriation, isn't it true that you need to go back and get additional authority?
A. I don't know that I can answer that question.
MR. HANLEY: Okay. Fair enough. All right. I have no further questions for you, sir. I appreciate your time.
THE WITNESS: All right.
MS. JORDAN: Can we take a --
THE WITNESS: Thank you.
MS. JORDAN: Can we take a short break here to see if there's anything that we want to clear up with Mr. Dieterich?
MR. HANLEY: Sure.

MS. JORDAN: It should just take a few minutes.
THE COURT REPORTER: Okay. We're off the record at 12:24 p.m.
(A short break was had.)
MR. CROUCH: All right. No questions at this time. We're going to reserve signature.
MR. HANLEY: Okay. Thanks. I'll see you at 1:00 o'clock.
MR. CROUCH: Are you guys ordering?
MR. HANLEY: Sure.
THE COURT REPORTER: Okay.
MR. CROUCH: All right. Well, we would like a copy. PDF is fine.
THE COURT REPORTER: Okay. Thank you. We're off the record at 12:29 p.m.
(Witness excused.)

STATE OF ILLINOIS)
) SS.
COUNTY OF COOK)

IN THE CIRCUIT COURT OF COOK COUNTY, ILLINOIS
COUNTY DEPARTMENT, CHANCERY DIVISION

KATHRYN FARMER,)
Plaintiff,)
vs.) No. 2021 CH 04583
CITY OF CHICAGO,)
Defendant.)

I, BENJAMIN DIETERICH, state that I have read the foregoing transcript of the testimony given by me at my videoconference deposition on the 9th day of October, A.D., 2025, and that said transcript constitutes a true and correct record of the testimony given by me at said videoconference deposition except as I have so indicated on the errata sheets provided herein.

_____
BENJAMIN DIETERICH

SUBSCRIBED AND SWORN to before me this _____ day of _____, 2025.

_____
NOTARY PUBLIC

STATE OF ILLINOIS)
) SS.
COUNTY OF COOK)

I, Christina J. Atto, Certified Shorthand Reporter and Notary Public, do hereby certify that on the 9th day of October, A.D., 2025, the videoconference deposition of the witness, BENJAMIN DIETERICH, called by the Plaintiff, was taken before me, reported stenographically, and was thereafter reduced to typewriting under my direction.

The said videoconference deposition was taken at the Offices of the City of Chicago, Department of Law, Two North LaSalle Street, Suite 440, Chicago, Illinois, and there were present counsel as previously set forth.

The said witness, BENJAMIN DIETERICH, was first duly sworn to tell the truth, the whole truth, and nothing but the truth, and was then examined upon oral interrogatories.

I further certify that the foregoing is a true, accurate, and complete record of the questions asked of and answers made by the said witness, BENJAMIN DIETERICH, at the time and place hereinabove referred to.

The signature of the witness, BENJAMIN DIETERICH, was reserved by agreement of counsel.

The undersigned is not interested in the within case, nor of kin or counsel to any of the parties.

Witness my official signature and seal as Notary Public in and for Cook County, Illinois, on this 23rd day of October, A.D., 2025.

Christina Atto

CHRISTINA J. ATTO, CSR, RPR
180 North LaSalle Street
Suite 2800
Chicago, Illinois 60601
Phone: (312) 236-6936

CSR No. 084-004321

ERRATA SHEET

CASE NAME: Farmer vs City of Chicago

DATE TAKEN: 10/09/2025

WITNESS NAME: Benjamin Dieterich

PAGE	LINE	SHOULD HAVE BEEN
_____	_____	_____
_____	_____	_____
_____	_____	_____
_____	_____	_____
_____	_____	_____
_____	_____	_____
_____	_____	_____
_____	_____	_____
_____	_____	_____
_____	_____	_____
_____	_____	_____
_____	_____	_____
_____	_____	_____
_____	_____	_____
_____	_____	_____

WITNESS SIGNATURE: _____

$

$1,238,700 68:17

$1,238,727,982 68:18

$1,470,301 58:1

$10 95:14 102:20 103:17 114:13

$100 82:1

$103 56:9

$13 43:7,21, 24 47:2 48:1, 18 98:8,23 100:20

$14 94:8

$14.5 40:8

$15,000 56:17,19

$15.4 40:24

$155 24:20

$175 79:15,20 80:11,14 81:7

$182,656,068 76:7

$2.6 100:4

$2.64 98:2

$20,000 35:18

$20,300,000 114:9

$21.7 55:8

$216 63:9

$24 112:23 113:13

$26 47:21

$3 98:19

$3.1 20:3 22:11 30:19

$30 54:18 111:24

$300 83:14

$325,000 59:15

$33 62:2 73:14

$36.7 93:21

$383 76:4 82:5

$40 84:15 85:1

$499 69:20 72:13

$524 61:8 62:3,9,14 63:19

$6 31:10

$625,000 57:6,15,17

$67 51:15 54:16

$67.6 52:12 97:19

$700,000 36:7

$740 116:7

$741 114:17

$781 113:8

$8.9 73:15

$805 113:2,11

$81 81:7 82:13 83:16

$81.3 76:15 79:1 81:3 82:9

-

-vis 49:21

0

088 24:18 38:13

0900 100:19

1

1.2-billion-dollar 70:10 71:19

1.4 36:9

10.99 71:23

10:03 46:15

10:11 46:18

11 97:8

11.4-million-dollar 60:1

119 61:10 63:8,15 64:11 75:21 76:2

11:11 85:10

11:23 85:13

11:32 93:12

11:40 93:15

12 25:6 110:21

125 74:7

12:24 121:3

12:29 121:15

13 48:22 99:15

14.5-million-dollar 40:3

15 9:11 110:21

16 9:11,13 28:21

175 80:10

182 76:11

19 66:10 78:19

198 73:4 74:6

1:00 121:8

1st 111:23

2

2 70:15 110:21

2.98 72:2

20 21:17 22:6 117:8

2012 8:18,22

2016 8:22 9:1, 8,21 12:15 13:19

2017 11:6

2018 13:23,24 14:1,22 53:10

2019 11:18 69:2,9

2019.pdf 69:7

2020 16:15 36:7,9 45:9 46:21 50:24 53:8,20 57:1 59:2,6,7 60:16 61:6 67:3 77:16 85:23 86:10 93:18 97:12 100:3 104:11 111:14,23 112:10 113:8, 11,24

2021 5:22 8:19 9:1,3,5,8

2022 5:22 87:6 95:19

2023 5:23

2025 4:4

21 12:15 28:21

21.7-million-dollar 55:18

216 61:16 63:16 64:10

21st 95:18

220905 97:24 100:3

23 16:14 21:9 22:18 39:6 46:22 55:6 57:1 60:10,17 61:20 85:18 88:14 97:12 99:4 100:16 104:11 111:13

26 48:22

92:13 117:19

27 60:16

276 55:6

277 57:1

29 111:24

29,924- 111:24

3

3 83:8 118:2

3.1 18:1 20:21 28:11

30 92:13 95:17 97:24 99:3 100:23

300 73:6,9 82:22

32 92:13

323 74:8 75:6

325 104:16

33 62:21 63:14,15

33-million-dollar 59:23 62:10

341 88:15,19

342 88:15,20

383 75:8 81:1 82:21 83:10 84:2

39.03 70:16 71:3

4

40 21:19 22:8

41.7 71:14,20

5

5.3 75:22

524 62:21 63:8,14,15,22

524-million-dollar 61:22

532 37:14

59 75:5

6

6 62:2,21 63:14

67.6 53:19

7

7 110:20

700 114:16

8

8 16:24 73:17

8.9 73:17

805 37:14 113:3

81 64:10 79:8, 24

81-million-dollar 81:2

81.3-million-dollar 82:18

9

900 41:23

905 43:5 100:13,19,20

9097 50:22

94-page 88:17,21

9611 51:14 53:9 54:9 93:20 94:18

9645 55:6 94:6,15

9700 95:2

9710 95:3

9765 57:5

9773 57:23

9774 59:13

99 39:6,7 100:13

990 100:14

9900 59:22

9980 59:23

9981 59:24

9:00 4:4

9th 4:3

A

a.m. 4:4 46:15,18 85:10,13 93:12,15

able 38:21 42:9 63:2 66:15 72:7 92:23

about 5:6 7:22 8:10,18, 19 14:17 23:1,24 25:6, 8 28:12 29:17 31:10 38:11, 20 46:23 48:15,17 60:13 61:10, 16 64:18 65:6,8 69:17 72:2 79:1 83:7 87:21,23 90:21 93:17, 19,23 94:8 98:4 100:3 101:13 105:1 111:3 113:11 115:8,9,10,17

above 94:18 110:12

absorbed 117:13

accept 62:7

acceptable 9:9

accepting 79:13

access 92:23

accordance 72:16 73:11

according 105:16

account 39:6, 7 79:18 83:18 84:19 87:1

97:24 100:3, 12,13,14

accounted 77:24

accounting 28:7 39:13 82:11

accounts 96:7

accuracy 54:1,4,12

accurate 28:24 43:2,4 44:1 50:8,10 99:4

across 23:20 66:20 103:15 108:14,15

activities 30:16,24 32:16 35:13

activity 21:5 96:4 98:1 100:3

actual 19:19 21:2 26:12 28:15 32:13 33:10 41:12 42:4,6 53:2 96:3 97:10 100:2 104:16 116:14

actually 25:14 26:12 27:11 44:19 86:15 88:19 96:5 97:20 98:12 99:6,13 105:21

actuals 41:17 45:22 53:16 96:11 99:16

add 103:15

added 74:6 75:6 114:4

addition 113:4

additional 120:13

adds 74:19

ADJ-20 95:19

adjusted 116:21

adjustment 72:22,24 74:12 75:17 115:10

Administration 74:17

admit 37:10

advance 6:24 92:22,23

Affordable 74:16

after 11:19 12:22,24 13:2 53:17 64:1 73:21 76:13 80:22,24 81:16 82:11 83:18 112:21 119:10 120:7

again 44:18 63:3,14 72:19 79:19 88:14 98:8 101:20 103:16 107:5, 12 110:23 112:15

against 4:24 56:18 119:20 120:9

ago 8:5 55:1 71:11

agree 17:8 20:24 22:5 25:1 32:2,21 33:5 35:17 37:10 42:8 45:6,10,22 47:1 48:21 50:7 58:13 69:12 70:6 77:15 85:21 86:6,9 88:3 91:9 100:12 104:13 114:23 118:3

agreement 4:3 107:22

ahead 29:14 32:12

Alex 10:17,23

all 9:6 11:20, 24 12:3,10 13:5,13 14:15,20 16:19 20:13 22:17,20 23:20 24:24 25:11 26:11, 23 28:5 29:24 30:6,24 32:2, 21 34:4,12 35:1 36:19 37:8,15,20 38:4,12 39:1, 22 40:20 41:16,23 42:8 44:18 45:6 47:4,5,10,16 48:12 49:7,9 50:11 51:13 53:5,13,18 55:5 56:24 57:23 58:5,11 59:13 60:24 66:19 67:21 68:6,9,14 69:15,17,24 73:21 76:17, 22 77:5,13,22 80:16,22,24 81:12 83:19 85:7 87:4,20 89:13 90:1,4, 7 91:5,14 92:12,14 93:2,3,8,10, 20 94:13,22 95:23 96:14 97:7,23 98:16,21 103:14 104:7, 19 105:2,5,20 110:9,20 111:7,12 112:8,14 114:23 119:10,23 120:2,15,18 121:5,12

allocable 70:17 95:5

allocate 102:21 103:9 106:5

allocated 6:13 25:7,18 26:4 27:2,19 29:2, 6 33:17 36:7 54:6 61:19 62:12 64:14 65:23 71:15 72:15 73:10, 15,16 74:9 76:3,9,11,14, 17 101:14 102:13 103:18 104:17 105:3, 10 111:8

allocating 15:12

allocation 15:14 17:24 22:13 26:24 32:9 52:1,13, 19 53:3 54:17 59:24 60:1,21 62:2,10 64:4, 9 65:23 66:8 69:19 72:12, 13 73:22,23, 24 74:5,9,20, 21 75:3,7,8, 11,12,13 76:19,20 77:6 79:16 82:21 84:2 94:14 104:8 107:21

allocations 6:5 15:22 17:9 19:17,19 23:23 24:1,5 25:1 27:5 28:6,7,8 37:9 54:2,13 60:4, 10,13,18 63:23 68:11 75:13 77:24 78:3 93:19,23 101:5 104:20

allotment 119:19

almost 64:20 81:9 84:10 111:24 114:16 117:11

along 118:6

already 82:23

also 10:5 12:11 52:20 70:7 94:8 118:18

always 90:12, 13 99:16

among 6:13 26:8

amount 25:22 42:13 43:20 47:22,23 48:8 51:18 56:1,2 61:10 68:16 69:24 70:11, 15,17 76:14 79:7 82:17 87:10 97:19 99:4,6,15 101:14 102:1 103:3,5,11

amounts 16:1 17:9 42:3 61:19 74:19 76:17 88:4 98:17 115:5

analysis 26:18,22 28:22 30:3,22 32:7,18 34:6, 7 47:24 54:12 97:5 118:7

analyst 108:20
analysts 30:12 59:12
analyzed 19:13
analyzing 15:10
annual 6:12 7:11,22 16:24 88:19 98:1,13 118:7 119:20 120:7
Annuity 62:13 85:23
another 24:7 108:18 111:10 117:7
answer 6:18 25:23 29:12 44:14 46:4 49:2,6,17 50:2 52:8 58:18 62:18 74:23 79:5 99:11 103:1 106:24 107:5, 12,13 109:18 110:23 120:1, 14
answered 107:4,11 110:22
answering 107:19
answers 66:23
anticipated 42:5,7 87:8
any 5:11,18 6:23 7:11,14, 18 8:12 11:4 13:11 14:24 15:14 19:1 32:6,18 33:14,15 38:20 45:3,17 46:8 49:10 54:11,14,20 56:3 67:5 76:2 77:23 78:20 81:13 82:16 87:7 92:18 95:10 96:8,15 98:19,24 110:4 116:14 118:20
anybody 18:20 23:15 25:12 26:17 53:24
anyone 26:21 28:21
anything 90:14 120:22
anywhere 109:16
apologize 9:11 93:1
appears 37:13 43:19 75:9
application 64:1 76:13 80:24
applied 53:2 54:7 61:21 62:8,9 63:20, 21 66:7 79:12 82:17,20 84:1 85:2 87:16 102:11,16,17 103:24 104:22 112:5 116:17
applies 51:8
apply 53:19 103:11
applying 63:6,10
appreciate 120:16
appropriate 15:11 20:22, 23 22:13 29:3,7,22 32:9,10 34:17 36:9 41:20 42:3 78:5 86:6 113:5
appropriately 19:19
appropriation 7:12 16:24 88:19 119:21 120:10,12
appropriation s 21:9 113:2, 10,16
approval 119:10,13
approved 21:10 30:19 120:7
approximately 76:15,16 99:18
April 95:19
areas 13:14, 17
around 47:11 77:16
arrive 75:7
arrived 30:21
Arturo 59:8, 10
as 4:14,15 7:15 8:4 13:7, 18 16:14 19:22 21:1 22:10 24:12 28:22 32:7 38:16 39:13 40:8,24 41:3, 5,24 46:22 48:10 50:8 53:19 54:12 56:6 59:23 60:6,23 61:21 66:6,9,14 67:5 68:9 74:12,20 76:18,19 77:10 79:13 80:6 81:19 86:11 88:5,8 94:18 95:16 97:12,14 101:18 102:15 105:13,15 109:20,24 110:6,21 113:18 116:24
aside 83:19
ask 4:8 9:6 118:24
ask- 42:12
asked 38:20 91:24 107:4, 11 110:22
asking 21:21 42:12 44:18 46:3 48:16 62:7,20 63:13,14,15, 19 83:7 87:21 89:14 90:20 101:13 107:19,24 109:17,21,23 110:5,8
aspects 14:5
asserting 109:20
assess 35:9
assessing 15:7 38:5 42:3 43:24 48:5 54:1
assessment 29:21 34:16
assessments 36:21
assets 111:23 112:3,14,15, 20
assigned 13:14 32:3
assistance 21:18
assistant 8:21 10:6 59:10 108:18
associated 94:15 108:23

assume 9:7 10:5 112:19

assumes 74:1 103:21

assuming 10:12 16:4 79:9,10 117:19

assumption 101:1

assumptions 14:17 114:24 115:5,7,9,10

at 4:7 5:22 8:7 10:11 11:14 12:17 13:11 14:24 16:4 17:14 19:24 20:6,8 22:22 23:9,11,21 25:12,13 26:17 30:21 35:11 36:2, 13,18,19,22, 23 37:3,5 40:7,17 42:13,20 43:23 44:3,4, 7,9,10,16,19 45:5 46:14,17 48:7,10,14,16 49:7,9,12 50:5,6 52:10 53:24 56:20 60:5 65:4 66:22 72:6,20 75:7 78:8,20 82:17 83:22 85:9,12 86:9, 11,24 89:12, 20 93:11,15 96:17,19 97:16 99:24 101:13 104:23 105:15 108:17 110:2 111:23 117:19 121:2, 5,7,15

attention 111:13

Atto 4:6

attorneys 89:24

attributable 70:18 71:20, 23 72:3

authority 120:13

available 112:4,9,21 113:3,5,13,23 114:1

aware 5:4 14:15,19,21 15:18 32:6 33:14 54:11, 14,15

B

back 13:5 46:17 53:12 57:17,20,21 75:24 85:12, 18 93:9,14 99:17 105:6 110:10,11 120:12

backs 33:15

backup 58:14

backups 58:20

balance 15:19

balanced 15:20

balances 47:14

Barring 43:3

based 22:13 26:2,9,11,13 28:2 40:15 42:20 52:19 53:9 60:22 61:3,20,23 63:23 71:5 101:20,22 108:6,8,16 115:20 116:8 118:7

bases 27:1

basic 60:20

basically 112:8

basis 6:12 52:2 98:14, 19,24

bear 68:13 89:7 105:13

became 9:22 14:1 54:8

because 42:3, 10,18 45:20 49:11 50:7,11 52:22 65:5,8 66:14,19 67:7,17 72:7 78:3 91:3 92:21 105:6,7 107:17,18 108:10 113:24 116:18

become 5:4 47:5

becoming 10:6

before 38:12 46:24 63:10, 20 64:1,24 84:8 90:3 95:21 112:5 117:4,7

begin 69:9

beginning 13:19 22:23

behalf 25:15 28:3 31:1 32:14

behind 57:12 99:1 115:22

believe 11:12, 18 18:22 32:5,15 50:14 56:13 69:14 70:2 71:7 72:1,4,19 73:20 75:23 81:21 84:1 87:10 94:17 95:7 99:15 107:19 114:15 119:9, 16

below 56:1

Ben 29:14

Benefit 62:14 85:23

Benjamin 4:1, 13

best 54:10 66:6 77:10 97:14

better 12:5 19:13 56:15 116:22 119:24

between 12:15 28:21 57:2 58:23 74:2,4 95:3 113:15

beyond 27:3 52:11

big 36:23 66:19

bill 43:16

billing 31:6,7

bit 18:1 38:9 39:24 56:9 61:7

blow 66:14

blue 70:15

bonds 42:18, 22 56:9

boss 12:5,8

both 111:5

break 46:10, 11,16,24 84:5,9 85:5, 11 93:13 120:21 121:4

breaks 117:13

Brenton 59:6, 7,10

bridge

113:14,18

brief 92:11

bring 53:20

broader 9:6

brought 52:23

bud- 112:6

budget 5:16, 17 8:21,24 9:19,22 10:6, 9,13,16,24 11:5,7,13,24 12:4,11 13:6, 7,13,15,18 14:5 15:5 16:15 17:1,11 18:9,13 19:2, 12,22 21:13, 19 23:7 24:1 25:21 26:1,2, 3,4,5,7,8 27:18,21 29:2,4,5,8,18, 19,20,22 30:4,9,11,12, 20 32:24 34:2,4,15,20, 21,23 35:5,8, 14,20 37:11 38:11,15,17 39:19 41:14, 21 42:13 43:18 44:22 46:7,22 47:1, 17,24 51:8,16 52:23 53:8 55:24 56:2,6 57:2 58:21 59:3,10,12 60:6,17 86:4, 7,10,18,22 87:1,4,12 89:11 91:13 93:18 95:22 96:9 97:10,13 98:5,22 99:4, 5,20 100:10 101:22,24 102:2,5,6,7, 12,20 103:4, 6,9,15,17 104:1,2,3,12 105:4,9,13,15 106:4,5,12, 18,22 107:7, 21 108:4,5,7, 8,9,10,13,14 109:9,11 110:13,21 111:2 112:6 114:5 115:14 116:3,13 118:1,6,7,15, 22 119:2,11, 19 120:7,9

budget allocates 34:9

budget allocation 84:17

budgeted 21:22 33:8,10 56:21 61:3,24 68:16 69:24 70:2,11,15 79:7 99:15 102:2,3 104:23 105:19

budgeting 19:3 21:1,5 36:14,18 42:21 47:8 74:12

budgets 14:6, 21 19:6 21:22 29:1 33:19 36:22,23 69:10 96:13 98:21 99:16

Buildings 17:17 22:24

built 67:18

businesses 114:21

but 5:9 6:7,18 8:7,17 12:10 13:13 14:9,15 15:21,22 18:5 20:1 21:16 24:5 25:12, 20,23 26:11, 23 29:4 31:24 32:2 33:6 34:3,5,19 36:1 38:11 39:11,24 40:2,14,15 42:24 43:13, 15 44:9,19 45:1,6,20,22 47:10,16 48:5,19 49:9 50:19 52:12, 22 53:7,12, 14,18 56:17 57:10,14,21 58:5,13 59:2, 7,11 62:1,24 63:1,6,15 64:19 65:12, 18 67:5 68:9 69:12,18 71:14,18 72:11,19 75:10 76:2,9 77:5,22 78:7, 18 79:10 80:3,5 81:15, 21 82:6,22 84:4,24 86:9, 18 87:10 88:5,16,21 89:2,6,8,22 91:2 93:1 94:2,13,18,22 95:9 96:20 97:2,6,17 99:3,5,15,17, 24 101:14,23 103:13,16 104:4,7 105:15 106:19 109:20 110:5 112:19 113:7, 10 114:23 115:5,13,22 116:2,10 117:13,24 120:2

buyers 114:22

by 4:2,17 6:19,22 7:3 9:4,14,17 10:19,22 13:1,4 16:1, 18 21:10 22:4 25:20 26:24 28:14 29:15 31:4 32:23 33:3 34:21,23 39:4 44:15 46:5,19 47:4 49:3,18 50:3, 12,13 52:9,14 54:2,12 56:12,18 57:24 58:6,9, 19 59:14 60:15 61:4,5, 11,16 62:19, 21 63:8,12, 14,15,19 65:21 66:11, 13 68:8,10,20 69:11 70:20 71:2 75:1,3 79:6 82:23 83:16 84:6,14 85:14,17 88:2 93:6,16 95:17,22 96:6,8 97:16 99:12 100:6, 18 101:6 102:8 103:2, 23 104:15,20 106:2,16 107:6,15 108:2 109:3 110:15 111:1 113:20 116:8, 21,24 117:5, 17 118:2 119:10 120:8

C

calculate 67:20

calculated 103:20

calculation 7:1 15:16 57:11 73:2 106:17 108:3, 6 113:14 116:16

calculations 5:17 6:4 8:11 67:17 115:16

call 39:10 53:6

called 4:14 41:11 51:22 52:1 72:22 75:17

calls 48:24 100:5

came 19:10

capacity 111:17

Capital 50:23 51:6

case 29:16 66:11 78:18

cash 112:8

categories 26:9

category 100:13

certain 14:17, 19 15:8,12 26:3 34:9 45:18 67:1 72:20 114:24

certainly 110:5

certainty 104:6

chance 91:6

change 14:24 33:3,6 34:19 42:23 45:14 48:7,20,23 49:11,13,23 64:11 73:4,7 74:6,8 75:7,8, 13,21 76:4,11 78:3 81:2 83:11

changed 49:7,9

changes 43:3 79:17 80:4 84:23

charge 22:7

Chargeable 51:15 55:8 93:22 94:8

charged 18:5 20:15 25:2 32:8 105:17 120:9

charges 50:16 98:1

Chicago 4:5, 24 8:18 61:14 70:6 77:17,23 78:21 79:11, 14,21 80:11, 17 85:24 86:1,2,5,11, 14,20,24 87:8

Chicago's 73:6,10,12,24

chief 108:19, 20

choice 67:4

Christina 4:6

citizens 50:13

city 4:24 5:6 6:9 7:5,19 8:7,15,18 9:4 10:10 11:14 12:17 16:5 21:10 23:19 25:12 26:4, 17,24 31:18, 20 32:23 33:16 34:17, 20 42:4 43:17,23 44:4 45:7,15 47:20 50:13,19 51:20 52:1,11 54:1,12,21 55:13,24 56:1,18,19 60:9 61:4,14 66:11 68:10 70:1,4,11,18 71:3,18 72:16 73:6,9,10,12, 23 74:13 75:2 77:16 78:12, 14 79:15 81:6 82:16 84:16 85:24 86:4,15 92:1,4 98:11 102:4,21 105:16,20 106:3,7 117:20 119:12

city's 5:16 31:21 99:3 101:22 102:17 103:4 105:13 108:4, 5,7,9 114:22 118:7

City-generated 7:2

claims 40:4 56:22

clar- 108:11

clarify 10:11 16:10 64:22 65:12 109:4

class 95:18 100:14

classified 24:12

clear 105:6 120:22

close 21:1 24:17 38:19 66:17 117:9

cloth 89:4

COC 74:5,7

code 26:3 27:10 97:24 98:2 100:3, 12,13,14 101:9 102:8, 10 105:7

codes 100:22

collaboration 23:8

collection 31:6,8 74:17

collectively 76:13

column 20:8 68:17 70:14 71:13 72:17 74:5,6 75:16 76:7 96:3

columns 72:21

come 21:1 25:19 30:23 33:19 37:21 38:3 60:9 78:24 79:7 82:14 93:9 106:21 107:3, 10 115:15

comes 24:6 48:3 51:5 53:2,16 56:6 106:23 107:8 116:1,4

coming 17:20 18:5 22:14 29:9 83:21 105:6 112:10 113:4,15,16 114:1

Commissioner 118:13,21

common 90:17

Communication 59:15,19

company 51:22

compare 69:10

compiled 58:22

compiling 16:5 19:6

completeness 91:15

component 14:23 54:16 105:12

components 114:7 115:6,7

compound 50:1 58:17

concluding 100:2

conclusion 4:7

conduct 26:18
conducted 4:2
confirm 29:3 65:20 107:24 110:6 118:3
confused 65:8
confusion 64:17
consider 82:8
considered 47:11 99:20
consisted 31:10
consistent 47:22 69:13
Construction 50:23 51:6
consultant 51:24
Consumer 116:18,20
contain 97:2
contained 41:7
content 5:24
contest 98:19
context 49:10
continue 46:20 91:2
continuing 9:18 41:23 84:7 100:19 117:6
contractor 31:14
contractual 31:9 40:23 45:14 57:5,12
contribute 77:17 81:4
contributed 78:5 79:14
contribution 63:24 77:4 78:21,22 79:12 81:17 82:8 83:20 87:19
contributions 61:6 77:19,23 81:18 83:21 84:16 85:22, 24 86:5,10, 16,19 87:8
conversation 104:23 110:16,18 118:22
copy 7:4,5 121:13
corporate 51:14 55:7 64:3,6,8,9,12, 15 65:23 66:2,7 71:15, 17,20 74:1,7, 9,19 75:4,6, 22 76:3,10, 12,15 77:1,4 78:4,6,10,13, 14,16,23 79:7,13,16, 18,22 80:16, 20 81:1,3,17 82:4,5,9,13, 19 83:9,12, 17,23 84:3,18 87:14,16,19 93:21 94:7
correct 6:14 8:19,20,22,23 9:1,2 10:13, 14 14:18 17:6,12 20:16,17,22 21:3,4,6,10, 14,20 22:1,7, 8 24:23 26:14 27:7,8 28:3, 12 32:4,24 33:4,8 34:10, 11,22 35:2,6, 20 36:9 37:12 38:18 40:9, 18,21,24 41:8,14 42:5, 19,20 43:18, 21 44:6,11,23 45:23 47:7, 13,17 48:1,9, 23 49:14 50:9,13,16 51:8 52:23 53:3,10 54:9 57:18 58:7,15 61:2,8,11,14, 17,22 62:3, 10,15,23 63:10 64:11 65:24 66:5 70:4,8,13,18 71:15,21,24 72:3,13,18 73:4,7,12,16 74:10,21 75:8,14,15 76:4,7,10,15, 20 77:2,7 78:9,21 79:2, 9,10,16,23 80:7,19 81:4, 9,19 82:10 83:11,14,23 86:7,12,13,22 87:17 88:6 94:4 97:10 99:7,21 100:14,20,23 101:2,10,18 102:5 103:9 105:18 106:14,19 108:24 109:13 110:14 111:10,24 112:12,17,23 113:2,8,11,16 115:2 117:22, 23
correctly 4:20 83:8
correlate 97:10
correspond 51:18 99:6 114:11
corresponding 41:13 98:6
corresponds 57:8
cost 40:7,17 44:11,21 48:19 49:21 52:1,13,19 53:3,9 97:8,9, 19 105:14
costs 6:13 28:15 41:6 51:15,19 55:7,12 93:22 94:7,15 95:4, 7,10 118:8
could 10:11 20:18,23 33:6 39:20 45:11, 14 49:19 55:23 62:11 81:11,18 82:24 83:2 92:4 94:17 99:23,24 104:10 112:5 115:23
Council 21:10 56:19 119:12 120:8
counsel 4:8 90:17
counts 71:6
couple 87:22 88:15 93:19 118:2
course 23:19
court 4:1 6:17,21 10:18,21 12:23 13:3 46:14,17 52:7 65:4 85:9,12 93:11,14 110:2,10,11, 12 121:2,11, 14
courtesy 90:17
cover 16:2 47:7,9,15,19 78:10 79:15

83:14 86:15 87:18

covered 50:12 60:22, 24 61:4 75:3 78:17 82:23 83:16 96:6

covering 80:17,20

covers 43:17

CPI 115:10,16 116:16,18,23 117:1

CPS 70:12 72:22,24 73:1,3 74:1,6 77:12 78:4,8, 11,12,13,22 80:15 81:7 82:7,16 83:10,19 84:15 85:1

CPS's 78:11 80:21 87:19

created 39:13 57:17

CROUCH 9:11,16 29:12 44:12 45:24 46:4,10,13 48:24 49:15, 24 56:11 58:16 62:16 63:11 64:16, 22,24 65:2,5, 11,16 67:17, 23 68:2,5 70:19,22 74:22 79:3 84:5,8,12 85:5,7 88:16, 21,24 89:8, 14,19 90:1,7, 10 91:5,9,11, 17,21 92:1,6, 9,12,16,19,21 93:4,8,10 99:9 100:5 102:23 103:21 105:24 107:4, 11,23 109:14, 20,24 110:7, 9,22 113:17 121:5,9,12

current 52:23 111:23 112:3, 6,11,14,15, 16,21 113:6

currently 57:16

customary 89:23,24

cut 48:9 49:12,21

cutting 48:21, 22

D

damages 56:17,22

data 115:17

database 31:7,15

date 4:3 95:18

dated 68:23

dealt 87:11 115:18

deciding 99:20

decreased 50:4

dedicated 26:19 28:23 76:24 106:13, 14 109:13 110:14,18

deems 112:15

define 20:23 32:10 33:1

definition 56:5,15

delay 53:14

dep 90:15

department 14:9 17:10, 16,24 19:5 20:2,11,14 21:17,20 22:4,12,24 23:2,8,11,15, 22 24:4,9,12, 18,20 28:6,23 29:9,10,11, 16,18 31:1, 22,23 32:4,8 33:7,9 34:8, 10,13,15,21, 24 35:3,11 36:6 38:12, 13,18 39:8, 11,12 54:21 57:24 58:6,9 59:3 98:12,13 115:16 116:3, 4 118:14,20 119:1,5,6

department's 119:20

departments 6:14 13:20,21 17:10 18:8 19:17,23 22:23 23:20 24:16 27:1, 14,17,22 30:5,10 33:16 34:20 37:2,6 55:13 60:24 72:16 73:11 74:13 116:9, 11

departure 14:24

depending 37:2 39:24 99:22

depends 37:23 56:20

depose 92:5

deposition 4:1,7 5:7,12 6:24 23:24 44:20 52:18 90:3,10,15 91:3,16,18,19 101:4

depositions 7:8,10

deputy 8:24 9:19,22 10:6, 9,16 12:11 13:6,7,13,18 14:1 16:9 18:9,10,13 19:1,22 23:7 30:4 38:17 39:19 60:6 98:22 119:6

derivation 55:17

derive 96:9 116:7,10

derived 52:13 66:10 94:9 95:14 111:19 114:19 118:1

deriving 38:14,22 39:18

describe 15:18

description 117:24 118:4 119:24

designed 109:18

detail 111:13

detailed 33:19 34:1

details 57:12, 22 99:1 102:10 115:22

determine 15:11,23 20:20 22:13 25:14 29:6 34:8 45:12 47:24 49:13 69:16 102:21 114:24

determined 26:2 106:16 111:2 112:9

determining 19:18 35:20 40:8 47:6,12,

14,18 105:8,9
develop 116:12
developed 51:10 94:1,17 118:6
developing 86:4,18,22 87:1 96:12 119:2
development 38:9
device 39:13
devoted 22:6 28:16 32:22 33:8 105:22
dictated 28:14 101:6 102:7 104:20
dictates 105:8
Dieterich 4:2, 10,13,18,21 6:18 120:23
difference 45:21 74:2,4 94:2 96:22
different 18:8 21:12 24:14 26:9 64:18 65:6,8 88:4 96:24 107:14
direct 12:8 17:9 19:17 25:1,23 115:23 117:20
directly 27:20
director 8:21, 24 9:19,22 10:6,7,13,16, 24 11:5,7,13 12:1,4,11 13:7,18 18:9, 13 19:23 23:7 30:4 38:17 39:19 59:10 60:6 98:22 118:15 119:11,19
directors 10:9 13:7,14 19:2
disagree 79:10 98:24 118:3
discuss 35:13
discussion 35:10 46:21
dispositive 45:23
District 43:6, 12,16,17 44:5 45:8 46:24 47:21 48:9 98:7,13,18
divided 62:21 63:14,15
document 16:17 17:1 22:5 26:23 32:6,18 33:14 34:2 39:3 57:11,16,19 60:14 66:12 67:15 69:1 85:16 88:1 89:7,9 91:12 94:14 95:13, 20 100:1,17 104:7,14 117:13,15
documents 5:11 30:22 34:5 36:20 55:17 91:16 99:3
doing 5:7 40:17 47:4 63:1,16 72:8 108:12 115:20
dollar 115:5
dollars 25:2 33:3 37:24 50:24 81:9
done 27:6 29:24 54:12 62:5 69:15,23 84:10 90:4,14 117:11 118:4
doubled 49:12,21
down 27:9 33:11 39:16 67:10
downloads 69:6
duly 4:14
duration 12:2
during 10:10, 15 13:17 16:8 17:19 19:15 22:14 23:19 28:20 34:21 60:5 87:9 98:22 117:19
duties 14:23

E

e-mail 68:2
each 66:24 102:3 108:23 119:19
earlier 7:7,8 23:24 28:12 44:20 52:18 87:21 94:4 99:17 101:4
effect 32:23
either 28:16 39:18 49:11, 20 104:10 115:23
else 7:3 25:20 26:17,21 28:22 30:8 41:19 53:24
Emergency 59:15,18
employed 9:3 60:9
employee 6:8
employees 20:14 25:18, 20 26:12,18 32:22 33:7,10 60:23 61:1,4 70:1,7,12,18 71:4,16,18, 21,24 72:3 105:16,22 109:12 110:14
Employees' 62:13 85:23
end 17:16 21:12 23:9 24:19
ended 78:24 103:18
ends 100:13 113:1
enough 8:16 50:21 51:13 55:5 66:17 67:21 77:14 87:20 91:15 101:4 120:15
ensure 120:10
ensuring 47:8
Enterprise 105:10,12
entire 11:1 12:15 80:17 89:2,9,11
entirety 32:1
establish 104:22
established 44:20
estimate 112:4 114:20 115:20
estimates 111:14,23
estimating 111:17
evaluate 41:20 47:23 86:21 105:21
evaluating 17:20 38:22

39:18 60:5

evaluation 54:11

evaluations 19:21

Even 82:7

event 76:2 110:5

Events 74:15

ever 19:15,18 23:15 26:17 51:21 98:11

every 29:24 35:18 91:10 116:21

Everyone 90:24

evidence 103:22 106:1 109:15

exact 53:11 59:11 77:20 116:2

exactly 43:14 55:2,11,15 71:12 94:16 95:9,12

EXAMINATION 4:16

examined 4:15

example 17:23 20:1 21:16 22:11 27:18 33:7 34:8 35:3 36:4,6 40:2 42:10,17,24 45:9 47:20 48:8 53:7 71:14 84:7 97:18 105:11

examples 31:24

exceed 83:14

exceeded 98:18

Excel 66:10

exception 74:1

excerpt 16:23

excerpts 5:15 16:14

excess 54:17

Excuse 90:22, 24

excused 121:16

exercise 36:15 47:8 93:6

exhibit 16:14 21:9 22:18 39:6 46:22 55:6 57:1 60:10,17 61:20 66:10 67:5 69:6,19 78:19 85:18 88:14,17 89:4,15,16,21 92:13 95:17 97:12,24 99:3,4,14 100:16,23 104:11 111:13 117:7, 18,19

exhibits 5:15 7:7 67:23 68:3 89:1,24 90:6,12,13,18 91:1 92:14, 17,20,22,23 93:2

existence 5:1

exists 57:16

expect 43:1,4 44:10 97:1

expected 14:11 22:14

expended 32:14

expenditures 41:12 119:20

expense 14:9 15:4 18:14 19:3 20:22 21:2 23:12 35:18 36:8 47:2 49:13 55:10 56:10, 13,19,21 96:7,20 99:18 101:2

expenses 14:16,18,19, 21 15:8,10, 12,14,23,24 16:5,10 17:5, 20,21 19:19 22:17,20 24:21 25:3 33:11 36:13 42:4,7,9 44:24 45:16 46:6 47:7,9, 11,15,16,19 50:12 54:17 97:8,9 101:6 113:23 120:9

expensions 97:9

explicitly 92:24

extent 15:17 45:18 70:23

F

F200 95:18

face 58:5

fact 44:9 48:18 81:6,13 82:16 109:21, 24 110:6

factor 48:19 53:1,4,19 54:7

facts 103:22 105:24 109:15

fair 10:3,5 15:21 16:6 19:9 25:19 38:22 39:14 50:21 51:13 55:5 67:21 77:14 80:13 87:20 94:9,24 101:1,4 120:15

fairly 5:9,10 117:9

fall 9:23

familiar 5:1 17:1 55:21 56:3 60:8,17 95:20 111:15 115:4 120:4,5

far 53:11 117:8

Farmer 4:23

fashion 96:18

feed 77:3

feels 56:2

few 97:6 99:24 117:14 121:1

Field 11:9

Fields 11:8, 10,13

figure 100:11

file 69:3,5,6

filled 33:23,24

final 30:19 34:19 76:19 84:17 118:14, 22

finally 55:5 59:13,22 72:2 119:17

finance 14:2, 23 17:24 20:2,11,15 21:17,20 22:4,12 24:2, 6 28:6,23 29:11,16,18 31:1 37:8,13, 20 38:1,5 46:21 87:21, 23 93:17 97:22 115:16

116:5

financial 7:14, 18,21,22 8:2, 8,13 14:4,8 19:23,24 28:7,8 41:9, 24 42:18 96:15 117:21 120:8

financing 14:13 74:16

find 57:14 67:2,9 68:13 112:18

fine 121:13

finish 29:12 82:15 84:11

finished 41:4 53:17

fire 54:17,21

first 4:14 5:4 12:11 18:6 19:22 35:4 37:20 38:12 51:2,4 69:19 72:11,12 75:10 79:21 82:18 83:22 90:4 93:20 95:23 119:23

fiscal 112:7

fit 67:7

five 10:2

fixed 42:11

floor 102:16 103:11

flown 92:4

fly 92:2

focusing 48:4

folks 38:5 59:2

following 48:13 73:2 110:12 119:13

follows 4:15

for 5:12,18 7:1,22 9:6 10:2,5 11:3,4, 14 12:2,5,15 13:15,17,20 14:1,6,21 15:3,16,22 16:10,23 17:4,5,11,15, 23 18:8,14 19:2,6,9,13 20:1,2,3,7,23 21:16 22:11, 12,18,21 23:6,12 24:1 25:3,21 26:4, 5,7,13,21 27:1,13,18, 21,22 28:6,8, 9 30:2,7 31:19,20,23 32:10 33:6, 14,16,21 34:8,14,17,20 35:3,4,5,18, 20 36:4,6 37:4,6 38:5, 14,21,24 39:1,6 40:2,3, 20,23 41:12, 17,20 42:10, 17 43:5,6,20 44:6,7,11,17, 22 45:3,9,17, 18 46:8,23,24 47:2,17,18, 20,22 49:1 50:6,14,22,24 51:5,8,14 52:1 53:7,8,9 54:3 55:4,7, 15,19 56:10, 17,21 57:5, 13,24 58:6,8, 14,20,23 59:1,3,14,24 60:1 61:4,6,9 62:13 66:2,24 67:3 68:5,6, 15,19,22 69:15 70:4,11 71:14 72:12, 14,21 73:3 75:3,21,22 77:8,9,12,24 78:5,23 79:1, 11,18 80:18 82:5,11 84:7, 16,18,19 85:23 86:2,10 87:1,13,22,23 88:5 89:15,20 91:13,14,21, 24 92:2,8,9, 10 93:1,18,21 94:7,12,19 95:4,7 96:9, 15,18 97:5, 11,16,18,20 98:2,6,16,23 99:20 100:3, 5,20 101:18 102:1,3,5 104:2,3,12 105:8,9,11 106:22 107:7, 21 111:5,7, 14,15 112:6, 16,21 113:8, 10,11,16,24 114:5 115:13 116:16,22 117:3,21 119:2,6,12 120:16

forced 91:23

forecast 42:9 45:8

forecasting 14:4,10,17 22:3 43:1 47:5 50:8,10 111:18

form 17:1 44:12 48:24 49:15,24 56:11 58:16 67:15 74:22 95:20 99:9 102:24 103:21 113:17

format 67:6 70:24 88:5 96:24 97:2

formatting 88:7

forms 114:4

formula 27:6 28:1,14 70:23 101:7,15,20 103:20,24 104:4,20,22 105:8,9

formulaic 38:7

formulas 72:7,20

forth 95:24

forward 52:23 53:20 89:5,6, 21

foundation 44:13 49:15 99:10 102:24 103:21 105:24

four 8:5

frame 113:21

frames 11:3

from 5:16 7:7, 9,10 8:5,18, 21,24 9:8 10:6 16:14 17:9 19:10 21:19 23:15 24:6 26:9 29:9 30:9,11, 23 32:3 33:19 34:10 37:21 38:3 41:9 43:17 48:3,21 49:11 50:19 52:13,16 53:10,21 54:5 55:24 56:23 66:6,10 73:2 75:7,12 77:16,22 78:8,21,22 79:7,20 80:11,15 81:7,11 82:11,16 85:1,24 86:5, 10,11,19,24 87:8 95:4 99:14 104:24

106:21,23 107:3,8,10 108:16 110:12 111:2 113:15 114:20 115:15 116:1, 4,11 117:14

FTES 25:6

Fuel 74:14

full-time 22:6 26:18 32:3 34:9 105:16, 22

fully 28:16

fund 7:23 15:19 16:6,23 17:4,11 20:15 21:18,24 22:4,7,8,19 24:1 25:2,7, 15,22 26:7,8, 13,20 27:2, 19,21,22 28:3,17,19,24 31:2,19,21,23 32:3,8,14,16, 23,24 33:8, 17,19,21 34:10,14 35:6,15 36:8 37:4,6,11 39:6,7 47:14, 17 50:12,15 51:14,15 54:22 55:7,8, 14 56:10 59:19,24 60:1,23 61:1, 4,7,24 62:1,9, 13,14 64:4,6, 8,9,13,15 65:23 66:2,4, 5,23 70:1,8 71:15,17,20, 24 72:3,12 73:15,16 74:1,7,10,14, 16,17,18,19 75:4,14,22 76:3,10,12,15 77:1,6,9,14, 18 78:4,6,13, 14,16,23 79:8,16,22 80:16,18,20 81:1,3,17 82:4,5,9,13, 19 83:9,17, 21,23 84:16, 18 85:23 86:16 87:14, 16,22,23 88:5,8 91:14 93:18,21,22, 24 94:3,4,7,8 95:4,5,8,9,17 96:9,10 101:13,14,18, 23 102:3,13, 14,22 103:18 104:2,3,12,17 105:18,19,23 106:13,14 107:22 109:13 110:14,18 111:6,15 113:11,23 114:5,14

fund's 26:14, 15 51:20 61:21 63:24 66:7 77:4 79:13,18 83:12 84:3 87:19 108:8 118:6

funding 85:22

funds 6:14 14:7,11 15:19 19:7 26:5,6 31:21 32:23 34:17 54:7 56:21 57:2 58:23 60:21 72:16 73:11 74:13 75:2,3 76:18 77:21, 22 78:10 81:18 95:3 97:20 102:2, 3,16,17 103:12 105:10,12 108:6,14,16 111:7 114:1 117:22 119:3

funds' 80:6,9

further 79:22 93:6 120:16

furthest 96:3

future 35:20, 21 112:16 115:1

G

gap 113:15,18

Garbage 74:17

garner 14:12

gave 54:6 84:15

general 7:15 17:16 22:24 24:2,7 25:4, 13,21 26:10 27:3,5,6 37:3, 5,8,13,20 38:1,6 41:7 46:21 51:20 83:9 87:22,23 93:18 95:17, 24 96:2,6,17, 20 101:6 102:13 104:12 106:10,17,23 108:16,18,19

General's 26:1,6,19 106:3 107:7,8 111:3

generally 5:1, 24 54:15

generate 30:15

generated 6:12 7:5 68:10 75:19

get 4:22 8:7 15:22 19:15, 18 24:7 28:5 47:11 48:14, 16 53:18 62:10,21,22 66:17 86:19, 20 89:15 93:7 103:5,19 104:13 108:13 109:18 110:20 120:13

get allocated 66:4 108:14, 15

gets 26:4,8 63:19 75:3 115:24 120:7

getting 33:24 59:1 77:16 84:24 106:8 117:9

give 11:3 16:15 31:24 62:2 65:14,15 85:15

given 13:11 16:1 48:7

gives 103:5 107:21 116:3

giving 88:18

go 5:17 6:4 17:11 29:14 30:23 32:12 33:11 34:4,12 38:10 39:19 41:19 59:21 66:20 78:5 87:24 93:3 100:16 110:11 111:4 114:6 115:6 120:12

goes 99:17 112:6

going 8:6 13:5 15:9 16:13,22 31:11 42:17 45:9 47:6,12 48:1,20 51:7 60:12 65:7 66:20 70:19, 22 78:14 85:18 86:19, 22 87:24

91:3,17 92:1, 9,23 93:2 115:1 117:3,8 120:11 121:6

Good 4:18,19

got 4:24 13:6 49:12,20,21 68:15 80:10 103:8,18 106:19

governs 42:19

Grants' 74:18

Great 46:13 90:7 91:5 92:6 93:10

greater 42:10

Greene 18:22 23:9 38:16 119:8

Greg 4:23 67:4 89:23 117:4

growth 53:4, 19 54:7

guess 12:23 13:11 30:18 43:13,15 46:12 56:16, 20 102:4 113:21

guys 64:17 65:2,6,7 88:24 91:2 121:9

H

half 33:7,9

37:11 48:9,22 49:12,21

hand 4:10 87:5

handle 83:2,6

Hanley 4:17, 23 6:22 9:13, 14,17 10:19 13:4 16:18 39:4 46:3,12, 19 60:15 64:21,23 65:1,3,10,13, 18,21 66:13 67:7,13,16,21 68:1,4,7,8,20, 23 69:4,8,11 84:6,10,13,14 85:6,14,17 88:2,18,23 89:6,12,18,22 90:4,14,19,23 91:8,10,12, 20,22 92:3,7, 15,17,20 93:3,5,9,16 100:18 104:15 107:13,24 109:17,23 110:4,8 117:5,11,17 120:15,24 121:7,10

happen 22:14 80:4 81:23 82:1 84:20

happened 13:24

hash 65:3

hashed 86:20

having 4:14 48:13 78:24 110:16

head 71:6 72:8

hear 6:18

heard 6:17 51:21

hearings 119:13

help 26:1 65:11,17,19

helpful 35:19

here 21:22,23 24:13 27:17 33:22 34:1 37:7 52:12 74:20 82:3 85:15 92:2,10 106:19 118:19 120:3, 21

Here's 80:10 101:17

herein 4:14

Hey 34:13

higher 26:14 64:9

highlighted 70:16

historical 21:13 29:20 35:11,12,16 36:13 40:7,17 41:6 44:11, 21,24 48:19 49:11,21 52:19,22 53:10 96:15 115:8,15 118:8

historically 44:5 45:7,16 99:19

history 36:18, 20 45:18,19 48:10 50:5

Holt 10:24

hospital 40:3

Hotel 74:15

hours 117:8

Housing 74:16

how 6:13 10:9 11:24 12:7 13:10,12,22 14:10 15:17 22:3 25:14 26:8,18 27:18 28:2 30:21 34:14 35:5 37:16 39:10 51:9 53:11 59:20 69:23 73:13 84:19 85:1 86:21 87:2,11 94:9, 16,21 95:14 97:22 102:11, 12,20,21 103:13,19 104:4,23 105:1,3,10 106:4,12,13, 17 108:12,13 110:20 114:19 115:18 117:12 118:1, 4

however 29:6 86:20

hundred 50:23 81:9,16 104:5

hypothetical 50:6 79:19 81:10

I

idea 89:15,16 95:10

identification 68:15

if 7:9 18:23 20:24 21:16, 21 22:6 24:3 25:6,9,24 33:3,6,9 35:13,17 36:6 38:20 42:12, 22 44:19 45:21 47:18, 20 48:20,21 49:7,9,20 50:4,19 52:4, 17 56:8,21 57:14 62:4, 20,22 63:13, 14,15,16,20 66:17 67:8 71:13 72:10 77:21,22 78:4,12,13 79:11,14,19 80:4,10 81:6, 15 82:16 83:20 84:24 86:4,18,23 90:13 91:23 92:5,9 94:22

96:7,15 98:8, 16,21 99:3,18 100:8,11,16 102:19 103:17 104:19 109:24 110:8 113:7 114:7 115:19,20 120:11,22

III-IG 108:19

Illinois 4:5

immediately 72:17

impact 33:2 35:14

implemented 118:6

important 45:19

imposed 14:12

improvements 51:7

in 4:5 6:8,11, 24 8:1 11:18 12:8,14 13:6, 15,19,24 14:1,10,16,22 15:4,6,7,10, 12,15 17:19 18:6,21 19:6, 16,18 20:20, 21,24 21:12, 13,17,19,22, 24 22:4,22 23:7,24 24:1, 2,5,8,10,22 26:2 27:10 29:2,4,16,22 30:8,15 33:18,19,24 34:2,4 35:4, 12 36:6,9 37:9,17,18 38:1,5,14 39:2,12,22 41:7,13 44:3, 9,20 45:9 47:14,17,22, 24 48:5,9,22 49:12,21 50:8,10,13 51:2,7,9,15 53:3,8,14 54:1,8,17 57:15 58:21 59:2,3,6,7 60:5,9,10 61:1,13,20 63:8 66:2,3, 11 67:6 68:16 69:1,3,17 70:1,10,24 71:3,17 72:8, 11,16,17 73:11,14 74:8,9,20 75:5,13 76:2, 6,19 77:15, 23,24 79:8, 19,21 80:6, 12,15,16 81:6,12,13 82:16,17,21 83:21,22 84:2,18,20 85:2 86:4,7, 22 87:1,5,11, 15 88:4 91:15,22 92:1,7,22,23 94:22 96:2,5, 8,12,18,22 97:19 98:5 99:20 100:2, 9,13 101:4,9 102:5,16 103:22 105:4 106:1 107:22 109:15,16 110:4 111:17 112:10 113:4, 5,14,23 114:1,8,13 115:23 116:6, 11,14,23 117:13,20 118:20 119:2, 17,18 120:8, 11

in- 41:3

in-person 91:18,19

inappropriate 21:18

inaudible 6:15 10:17 12:22 52:3,5

include 14:6 27:4 70:12 91:13

included 14:8 21:23 29:22 34:2 57:15 58:21 116:14

includes 47:1 83:10

increase 116:23

increased 50:4

Increment 74:16

incurred 21:3

incurring 42:5,7

independent 29:5 34:3

independently 116:7,10

Index 116:18, 20

indirect 7:1 15:16 51:14, 19 53:9 55:7 93:22 94:7,14 97:8,9,19

individual 18:5 35:14 37:23,24 40:1 45:4,17 46:8 48:11 63:23

inflation 53:1, 6 116:22,24

information 7:15 8:9,17 23:13 35:16, 19 52:19 53:10 67:14, 20 86:21 95:24 96:15 97:2 106:21 109:2,3 111:22 116:3, 8

infrastructure 51:6

initial 34:23

initially 13:19 19:10 23:13 34:18 37:21

initiatives 35:13

input 26:9 35:21 36:5, 10,12 40:8 41:5 44:22 45:1 46:6 48:10 50:5 99:19,22,24 104:24 108:16 111:2

inputs 38:8 45:1 46:7 115:11,13 116:11

insisted 91:18

inspector 17:16 22:24 25:3,13,21 26:1,6,10,19 27:3,5,6 101:6 102:13 104:12 106:3, 10,17,22,23 107:7,8 108:16,18 111:3

instance 18:6 20:21 35:4 51:3,4 79:21 82:18 83:22

instrument 42:19

insurance 40:4

interacted 23:20

interest 42:18 56:9

interface 119:1

internal 13:20 30:5
interpreted 102:11
interpreting 83:8
interrupt 64:16
interview 25:13
into 5:17 6:4 8:7 15:9,22 17:11 28:5 30:19,23 33:22 34:19 35:21 40:8 44:22 46:6 48:10 52:23 67:18 75:6 77:3 81:8 83:18 106:9 110:20 115:6
introduced 91:2
investigate 49:22
investigated 98:11
Investigator 108:19
investigator-ig 108:19
involve 54:1
involved 6:8 14:10 15:4, 10,12,15,18 17:19 19:16, 18 22:22 24:4,5,8,10, 21 30:8 37:9 38:14 51:9 60:5
involvement 39:18,22 116:14 117:20
Irma 59:8,11
it 4:22 5:9 7:4, 5 9:18,23 10:5 12:3,22, 23 14:16 15:9,21 17:5 19:9 20:18 21:1,18 22:7 24:9,13,19 25:10,18,20, 24 27:4 28:18 30:19 32:11, 13,15 33:3 34:19 35:21, 23 36:1,3,10 37:16,23 39:10,12 41:18 42:20 43:5 44:24 45:10,11,12, 14 47:24 48:22 49:5,7, 9,10,11,12 52:22 53:6, 12,20 55:12 56:6,13,20,23 57:16 58:5 59:7 61:3 62:5,11 64:10,22 65:3,20 66:14,18,19 67:7,22 69:1, 5,6,22 70:23 71:11,12,13 73:1,22 74:13,19 75:9,24 76:22 78:3,5,10,13, 16,18,22 79:24 80:5,8 81:8 82:20,24 83:2,6,8,24 84:19,20 85:1,19 86:6 87:1,2,11,13, 15,18 88:4, 10,12,16 89:4,6,10,17 90:19 91:6, 13,20,22 94:8,10,17, 18,23 95:7 96:4 97:1,2 98:8,10 99:14,22 101:1,23 102:11,19 103:9,16,17 104:1,5,10 105:3,10,13 106:11 107:17 108:1 109:14,20 110:6,8 111:7 112:4,19 113:3,21 115:19,20 116:10 117:3 118:5,13,19, 24 119:18 120:6,7,12 121:1
it's 8:15,17 16:23 24:12, 13 25:24 26:11,13 27:10,11 33:4 36:24 39:12 50:23 51:15 52:8,22 53:7 54:8 56:21 57:24 58:15 59:15 62:9, 14,20 67:4,8, 12,19 76:22 80:5,12 83:19 87:24 88:15, 16,21,22 89:7,23 90:17,19 91:3,15 94:22 96:6,23,24 97:14 99:5,24 100:13 101:1, 22 102:3,15, 17,20 104:24 105:7 109:21, 24 110:4,5 112:8,13,14 113:3 114:20 120:3
item 20:2 24:7,21 35:17 40:3,6,8,18 43:5 44:6,11 48:5,17,23 49:8,10,13, 20,22 50:22 51:5,14 53:9 54:8 55:6,10 57:23 86:11 93:20 95:6 97:24 98:6 99:21 100:20 101:2
items 17:15 23:1 24:19 27:1 34:4 37:18,24 39:17 40:21 41:7,13,20 43:2 88:4 93:20 97:7
its 35:14 53:3 58:5 79:11 86:16 118:8 119:12,20
itself 34:22

J

Jackson 59:8
Jamie 89:18
January 111:23
job 15:23,24 41:19
JORDAN 67:4,11,14 68:19,22 69:1,6 85:8 89:23 90:3,9, 12,16,20 92:4 117:4,7,16 120:19,21 121:1
just 24:17 38:19 48:16 56:8 65:20 66:23 67:7,12 68:5 69:8,18, 22 70:4,19,22 82:15 84:10 87:22 88:22 89:1,3,19 91:14 92:12, 13 93:1,18 94:11 96:24 97:2 99:23 100:22 105:5 111:21 113:17 117:3 118:1,2 121:1

justified 100:2

K

Kansas 92:1, 4

Kathryn 4:23

keep 65:7 92:7 105:6 109:20,21

kind 8:16 48:7

knew 84:24 86:19,23

know 12:17, 20 13:10,12 15:7,17 16:8 18:23,24 21:16 23:11, 18 25:23 30:24 31:9 33:5 40:3 42:17 43:11, 12 44:8,9,16, 19 48:3 49:9 50:19 51:11 52:4,11,17 55:16 57:8 58:22 59:8 63:14 64:19 67:4,14 78:23 79:17 80:3,8 81:12,14,20 82:7 84:19,23 85:3 86:14 87:11 89:10, 14 94:9,23 95:5,23 97:18 99:13,18,22 100:7 108:12 109:20 113:21 116:2 117:10,12 120:14

knowing 108:12

knowledge 7:3 25:12 26:16,17 28:21 54:20

known 42:13, 16

Kurt 12:13

L

labor 22:3 25:3 28:15,22 32:13

laborers' 60:1 77:9,12

lack 12:5 19:13 116:22

ladies 12:8

largely 50:12

larger 79:24

last 10:20 18:22 35:19 59:8 87:4 97:23 119:8, 17

law 31:22,23 32:4,7 33:7,9 34:9,10,13,15 35:3,10 36:6

lawsuit 4:24 5:2,5

least 22:22 78:20 82:17 83:22 86:9,11 105:15

leave 12:19 83:19

leaves 83:16

ledger 41:7 95:17,24 96:6,18,21

ledgers 7:15, 16 37:3,6

left 11:18 13:2 59:7 72:18 81:2,9,16 82:13 117:14

Legalview 4:2

less 81:15 112:16

let 25:24 29:12 56:8 66:9,19 67:2 97:6 104:13 110:11 117:2, 18 118:24

let's 24:24 39:1,20 40:2 60:12,20 68:14 69:18 84:15 100:11 102:18,19 103:16 109:7

levels 36:23 61:3

levies 82:23

levy 61:11 66:1 75:17 76:6 82:12

liabilities 56:18 112:5, 11,16,22

liaison 119:4

library 75:22 76:23,24

like 15:13 37:24 42:16 45:1,14,17,18 48:13,22 53:1,11 57:21 58:24 59:12 65:11 71:11 80:3 89:1,4, 16 94:11,18 96:24 97:15 98:8 99:1 104:10 115:21,24 121:12

likely 40:10

limit 9:15 17:15 66:22 117:10

limiting 15:9

line 17:15 20:2,6 23:1 24:7,19,20 27:1 31:5 34:4 35:12,17 37:24 39:17 40:3,6,7,18, 20 41:7,13,19 43:2,5 44:6,7, 11,17 45:4,17 46:8 48:2,3,5, 11,17,23 49:6,8,10,13, 20,22 50:4,6, 22 51:5,13 53:9 54:8 55:6,10,20 56:22 57:23 58:8,10 84:11 86:2,11 88:4 93:20 94:15, 16,18 95:5 97:6,22,24 98:4,6,9 99:2, 16,21,23 100:7,8,9,20, 22 101:2 117:12

lines 40:1 82:3

link 92:21

Linkedin 8:17

lips 6:17

listed 22:18

little 18:1 38:9 56:9 61:7 81:15 117:12

located 4:5

locator 89:7 91:12

long 11:24 13:22

look 8:5 35:11 36:2,18,19,22 37:3 44:3,4, 10 48:7,10 49:12 50:5,6 72:6,19 89:16 97:15,17 99:24 100:19, 24

looked 40:7 44:7,9,16,19 45:5

looking 5:22 8:9 20:6,8 36:13 37:5 40:17 56:20 78:8,20

96:17,19 97:16 106:9 108:17

lot 67:19

M

Madam 110:10

made 14:15 30:19 54:2 91:20,22 110:19 114:24

maintain 120:9

maintenance 118:8

make 15:19 16:1 29:21 34:19 36:21 64:19 66:19 69:23 102:19 103:16 108:11 111:21

makes 112:3

making 60:5 89:4

manage 31:3, 4 119:19

management 17:11 19:5 23:2,12,16 24:4,18,20 27:19,21 38:13 59:15, 18 118:14 119:2,5

Management's 118:21

manages 31:14 97:22

managing 31:6,20

manipulation 67:9

many 10:9 12:7 13:10,12 25:14 26:18 28:2 29:6 34:14 35:5 99:23 106:12, 13

marked 16:14 46:22 66:9 74:20 92:17 95:16 117:2

match 72:10

material 32:23 33:1 48:20,23 49:11 56:2, 10,15

materiality 55:22 56:6

materials 5:12

math 62:4,5,8 63:1,3,16,18 72:8 113:7

matter 46:7

Maximus 51:22,24 52:10,14,18 53:2,15 54:2, 13 93:23 94:22

Maximus's 54:4

maybe 42:22 115:5

Mayor 119:12

me 5:6 8:16 10:5 11:3 14:16 16:10, 15 17:8 18:4, 20 19:9 20:23,24 21:21 22:6 25:1,9,24 27:5 31:13 32:2,10,21 35:17 37:10 39:17 42:8 47:1 48:21 50:7 56:8 58:13 66:9,19 67:2 68:13 69:12 70:6 77:15 85:15, 21 86:6,9 88:3 89:21 90:22,24 91:3,13 93:2, 7 97:6 99:14 100:12 101:5, 12,20 104:13 110:11,17 114:23 117:2, 18 118:24 120:5

MEABF 71:4, 16 72:14 73:1

mean 12:7 17:23 18:12 26:16 31:4 42:22 45:21 65:14 67:8,21 75:11 90:17 109:3,4,5

meaning 64:8 116:18

means 20:13 47:10 102:18 111:22

measure 116:24

measured 116:24

meet 103:15

meetings 118:20

members 61:1,24

memory 8:3

mention 35:16

met 23:15

methodology 60:8 69:13,14 77:9 102:14

Metro- 43:11

Metropolitan 43:6,12,16 44:5 45:7 46:23 47:21 48:9 98:7,12, 18

Midway 66:5

million 18:1 20:3 22:11 24:20 25:2 28:11 30:19 31:10 36:9 37:14 40:8,24 43:7,21,24 47:2,21 48:1, 18,22 50:23 51:15 52:12 53:19 54:16, 18 55:8 56:9 61:8,10,16 62:2,3,9,14, 21 63:8,9,19 64:10,11 69:20 72:13 73:4,6,9,14, 15 74:6,7,8 75:5,6,8,21, 22 76:2,4,15 79:1,8,15,20, 24 80:11,14 81:1,3,7,9,16 82:1,5,9,13, 22 83:10,14, 16 84:2,15 85:1 93:21 94:8 95:14 97:19 98:2,8, 19,23 99:15 100:4,20 102:20 103:17,18,19 111:24 112:23 113:2, 8,11,13 114:13,17 116:7

millions 33:3

mind 92:8 96:22

minus 63:15, 16 112:10

minute 39:2 91:3

minutes 117:8 121:1

miscellaneous 114:8

mischaracterize 109:18

missed 52:7

missing 67:19

misstates 45:24 62:16 63:11 70:23 79:3 102:23 107:23 109:14

mistaken 92:19,21

money 25:22 77:16 79:11 82:16 85:2 86:15

month 9:3,21, 23

more 37:10, 15 38:9 43:1 59:12 61:7 62:11 67:14 79:15

morning 4:18, 19

most 40:10 53:21 97:15 112:13

mostly 5:16 8:3 38:7 66:17

Motor 74:14

move 6:18 82:15 117:4,7

moving 27:3, 16 75:16

Mr 4:10,17,18 6:18,22 9:11, 13,14,16,17 10:19,24 12:14 13:4 16:18 23:9 29:12 38:16 39:4 44:12 45:24 46:3,4, 10,12,13,19 48:24 49:15, 24 56:11 58:16 60:15 62:16 63:11 64:16,21,22, 23,24 65:1,2, 3,5,10,11,13, 16,18,21 66:13 67:7, 13,16,17,21, 23 68:1,2,4,5, 7,8,20,23 69:4,8,11 70:19,22 74:22 79:3 84:5,6,8,10, 12,13,14 85:5,6,7,14, 17 88:2,16, 18,21,23,24 89:6,8,12,14, 18,19,22 90:1,4,7,10, 14,19,23 91:5,8,9,10, 11,12,17,20, 21,22 92:1,3, 6,7,9,12,15, 16,17,19,20, 21 93:3,4,5,8, 9,10,16 99:9 100:5,18 102:23 103:21 104:15 105:24 107:4, 11,13,23,24 109:14,17,20, 23,24 110:4, 7,8,9,22 113:17 117:5, 11,17 120:15, 23,24 121:5, 7,9,10,12

Ms 11:13 52:17 67:4, 11,14 68:19, 22 69:1,6 85:8 89:23 90:3,9,12,16, 20,22,24 92:4 117:4,7,16 120:19,21 121:1

MSD 98:1

much 14:11 22:3 64:9 102:21 105:10 117:12

multiple 18:19 38:3 53:16

municipal 26:3 27:10 59:24 61:7 62:13 66:23 70:1,8 72:12 74:15 77:1, 14,18 80:18 84:16 85:23 86:16 101:9 102:8 105:7

my 4:6,22 8:3, 15,17 9:7 12:2 13:5 15:3 19:16,22 20:19 22:5 23:19 27:24 32:17 48:8 49:9 52:16 54:10 62:7,24 63:6 72:8 78:18 79:19 81:22 93:5 99:17 101:17 103:19 104:19 106:24 107:9 112:19

myself 54:3

N

name 4:6,20, 22 10:20 31:17 59:8

named 4:23

namely 74:14

names 18:17 19:1

native 67:6,15 70:24

nature 19:21

necessarily 86:8

need 14:17 18:4 48:15 49:12 56:15 63:18 65:18 72:19 119:24 120:12

needed 82:13

needs 52:22 99:19

Neighborhood 74:18

never 15:4 90:4 98:18

new 35:13 45:15

next 57:1 70:14 75:16 76:7 84:8 92:8

no 7:17 8:6 9:23 11:2,15 15:1 22:2,20 23:3,5,6,14 25:16 26:22 27:4 32:17 44:8 48:4 54:14,24 55:23 56:7 62:7 64:14,23 65:1,18 67:9, 11 69:8 73:16 75:13 77:12 78:1,7,8 80:14 83:4 85:24 86:8,10 88:18,23 89:15,16 90:6,19,23 91:22 95:1 98:15,20 107:20 113:3 120:16 121:5

Nodding 20:4

non-personnel 108:15

none 66:3 67:17

not 8:14 12:18,20 14:9

15:11,23 18:24 19:4 22:7,20 24:13,21 26:11,21,22 28:1 31:11 32:17 33:4,24 35:22 38:24 39:11 44:1,18 45:3,10,13,23 48:4 51:9 54:3,14,19 56:2,3,7 57:16 62:7,15 63:1,6,7 65:14,16 67:2,6 68:23 70:12 76:22 77:5 78:11, 12,18,22 80:8,12,14 81:14,20 84:19,21 85:3 86:2,8,17 88:22 90:5 92:15 94:22 96:20 97:3 99:1,5,6 103:22 105:9 106:1,15,24 107:9,13,17, 18 109:15,16, 18,21 110:4, 5,6,16,18 112:13 115:5, 21 116:2,10 118:19,22 120:3,11

now 9:6 15:9 17:15 19:16 27:3 29:17 39:16 41:23 47:20 48:18, 22 50:22 53:24 65:13 72:8 82:7 88:12 90:9 91:4 106:8 107:20

number 25:18,19 26:12,14 30:21 32:7,22 33:10 34:1 39:7,8 48:6 51:2,9 52:12, 13 54:6 55:18 57:21 58:2, 14,15 61:22 62:15 70:10 71:19 72:15 75:7 89:7 91:12 101:24 110:20 114:19 116:12

numbers 15:18 18:6,8 19:10,13 21:8 25:11,17 30:23 33:6, 16,18,22 34:18,19 35:11,12 37:20,21 38:5,7,14,20 42:23 47:5 53:2,15 56:6 58:20,22 59:1,21 66:15 67:20 72:10 88:18

O

o'clock 4:4 121:8

O'HARE 66:5

O88 24:20

object 70:22 74:22 113:17

objecting 65:16

objection 44:12 45:24 48:24 49:15, 24 56:11 58:16 62:16 63:11 64:19 65:15 79:3 99:9 100:5 102:23 103:21 105:24 107:4, 11,23 109:14 110:4,22

obligated 81:3

obligation 64:8 76:4,10 77:1 79:13,22 80:18 81:1 82:9,19 83:9, 10,12,14,23 87:16 92:18

obligations 80:6,9 81:17 112:10,16

obviously 66:14 107:17

occur 79:17 80:4 81:20,21

occurred 81:13

occurring 49:14

October 4:3 9:5

of 4:1,3,7,24 5:1,4,7,15,24 6:6,8,23,24 7:4,5,11,19 8:8,18 9:3,21 11:14,18 12:2,5 14:5, 15,19,21 15:3,4,8,14, 18,23,24 16:5,24 17:1, 5,9,10,16,17, 24 18:1 19:1, 5,13,17,21 20:2,11,14,19 21:8,12,17, 20,24 22:4, 10,12,17,18, 20,23,24 23:2,11,16,19 24:4,18,20,24 25:3,6,13,15, 18,19,21,22 26:1,2,3,6,7, 10,12,14,18, 22 27:1,5,18 28:2,3,6,15, 22,23 29:5, 10,11,16,18, 21 31:1,10, 22,23 32:1,4, 6,7,14,19,22, 24 33:3,7,9, 10,14,15,23, 24 34:1,3,5,8, 10,13,15,16, 20 35:3,9,17 36:7,14 37:11,20 38:7,8,10,12, 15,20 39:5,22 40:7,18,20 41:6 42:12,24 43:3,7 44:3,9, 12,21 45:8 46:21 47:5, 10,16,23 48:6,7,24 49:10,13,15, 21,24 50:12, 14 51:20,21 52:12 54:1,4, 10,11,12,14, 16,17,20,21 55:6,8,10,12, 17 56:5,9,11, 15,19 57:1,6, 10,22,24 58:7,8,9,14, 16 59:14,21 60:16,22,23, 24 61:10,14, 24 62:2,3,14 63:7,9,24 64:1,3,8 66:1, 3,8,24 67:15, 17,19 68:10, 16,17 69:12, 18,23,24 70:7,11,14, 16,17 71:3, 16,18,19 73:1,6,9,12, 23 74:6,7,22 75:8 76:2,4,7, 14,22 77:3,4, 18 78:11,16, 24 79:1 80:24 81:1,17,18 82:3,19,22 83:9 84:11 85:24 86:15 87:18,19,22 88:14,15 89:17 90:4 91:15 93:19,

20 94:8,14 95:7,19,20,23 96:11,15 97:3,15,23 98:2,21 99:9, 22 100:1 101:2,5,6,9, 24 102:2,10, 12,13,15,17, 20,21 103:4, 6,17 104:1,2, 3,12,19,20 105:9,10,12, 13,17 106:9, 10 108:3,5,7, 8,10,12,23 109:9,12 110:13 111:9, 13,24 112:4 113:2,13,17 114:5,6,8,13, 16,20,22 115:16,23 116:4,7,15, 22,24 117:21 118:1,4,7,13, 14,20 119:1, 5,18,23,24

off 8:17 38:20 46:14 75:23 85:9 93:5,11 121:2,14

offering 65:16

offhand 18:17 19:4

office 17:16 22:23 25:3, 13,21 26:1,6, 9,19 27:18 29:19,20 30:9,11 34:22 59:14,19

101:5 102:13 104:12,24 105:1,17 106:4 107:7,8 108:5 111:3

offices 27:17 33:16 34:20 55:13 60:24

officially 118:21

offsets 78:16

OIG 25:7 27:14,15 102:5,6,20 103:4,17 105:9,17,21 106:11 107:20 109:11,12 110:13,14

OIG's 102:1 103:6 104:24 108:5,7,10 109:9

on 4:8 6:12 14:4 16:19 18:12 21:8 22:18 25:15, 22 26:2,9 27:16,17,20, 22 28:2,3,18 30:10,14 31:1 32:14,15,23 33:20 37:2,23 39:24 41:23 42:18,20 46:17,20 48:2,4 52:1 55:5 56:9,20, 24 58:5 61:3, 4,23 63:23 64:18 65:7

66:16 67:4,7, 15,18,19 68:15 69:18 75:16 80:1 82:16 85:12, 19 88:19 91:12 93:14 94:10,17 95:24 97:7,23 98:2,9,13 99:22 100:23 101:21,22 103:4 104:16 105:19 106:3 107:22 108:6, 8,16 110:18 113:23 115:16,20 117:4,7,24 118:2

once 90:11 91:6

one 7:1 18:22 29:17 41:5 42:24 44:3,9, 22,24 46:6 48:5,6,10,19 50:5 55:15 62:3,11 65:4 66:24 67:2 68:14,16 81:10 89:20 92:8 94:2,3, 11,12,19,21 97:14 99:19, 22,24 100:7 101:9 103:18, 19 108:17 110:2 111:9, 14 113:24 117:12,13 119:8

ones 5:22 22:21 115:12

only 36:7 54:3 74:2,4 78:24 79:12 88:16, 21 100:9 101:13 117:14

operations 28:8,9 51:20 118:5,8

Operators' 74:15

opinion 81:24

Opportunity 74:18

opposed 110:21

opposing 90:17

order 14:16 37:18 60:9

Ordered 56:18

ordering 121:9

orders 4:8

ordinance 16:15,24 27:11,14 33:20 88:19, 22 89:11 102:8

Ordinances 7:12

other 5:12 6:11,23 8:12 11:4 12:7

13:7 14:13 15:14,23 17:10 19:1,17 24:16 27:1, 13,16 32:23 33:16 34:20 43:2,3 44:3 45:1,20 46:7 55:13,17 62:15 66:3 67:9 74:13 76:23 80:3,6, 8 83:2,6,20 91:14,23 94:11,14 97:20 111:10 112:18 114:8 115:11 116:6, 9,11

others 16:1

our 46:20 47:8,9 50:10 117:13

out 5:6 20:15 24:17 26:8 49:10 53:16 57:14 65:3 78:24 86:21 89:3,9,10 92:2 100:12 112:21

over 18:1 25:2 34:4 50:23 51:15 81:9,16

overall 26:4,5, 7 103:15 105:13

own 56:5

P

p.m. 121:3,15

page 16:22,24 21:8 22:18 55:6 57:1 60:16 69:18 78:20 88:15 89:20 91:10 97:7,8,23 104:13,16 108:17 111:13 117:24 118:2

pages 89:4,10

paid 44:5 45:7 47:20 48:8 50:13 56:18 79:11 98:17

paper 7:5

papers 30:20 34:5 55:16,19

paragraph 32:12 118:5 119:17

paragraphs 117:14

parcel 36:14

Park 11:21

part 20:19 22:10 28:2 36:14 38:10 39:5 46:21 64:3 66:1 70:7 77:3 88:14 109:9

particular 5:18 13:14 17:5 37:17 40:18 41:13 48:5 49:8 79:2,20 80:19 83:7

parties 4:3

partly 28:16

past 48:18 82:6

pause 92:11

pay 42:17 45:9 56:22 78:12,13 92:2,9,10

paying 78:4

payment 43:6 46:23 73:1 98:23

payments 78:8 98:6

payroll 60:22, 24 69:24

pays 78:11 98:12

PDF 7:4 67:19 121:13

pension 6:5, 13 8:11 15:22 23:23 24:5 55:7,12 59:22,24 60:2,9 61:5 65:23 66:8 68:11 75:3 77:4 94:7,15 97:8,9

pensions 15:13

people 16:4,8 19:10,12 20:14,18,19 21:17,19,21 22:6,8 23:20 24:13 25:13, 14 27:20 28:2,16,18 29:2,6 32:15 34:14 35:5,9 39:12 59:5 95:22 96:9 106:12,13 109:12 110:1, 13 112:13,18 116:13

percent 26:2 62:2,3,21 70:16 71:14, 20,23 72:2 104:6 106:16

percentage 26:3,7,14 60:23 61:19, 21 62:8,12,14 63:2,7,10,20, 21 70:16,17 73:12 101:23 102:2 103:4, 15 104:1,2,3 108:5

percentages 70:15 72:17

perform 28:22

performance 108:20

performing 26:12 30:2

performs 31:1 51:24

perhaps 43:2

period 5:19, 21 9:7,8 11:16 30:7 44:22 46:6 51:8 53:17 95:19 96:6 117:6

periodic 52:2

periods 35:20,21 41:12,17 47:22

person 10:12 11:4 18:5 91:23 116:2

personally 15:15

personnel 18:1 20:3,8, 21 21:23 22:12 32:3,8 39:20 40:21 108:15

perspective 54:5

Peterson 12:13,14

phrasing 56:4

picking 78:13

place 4:8

plan 52:14,19 53:3

plans 52:1

please 4:10 10:11 29:13 33:2 65:13 67:24 68:2 88:24 89:1,5, 20,21 92:12, 14 93:1 107:16 110:3, 9,11

plus 64:10,11 113:2 114:1

pocket 78:24

point 45:21 49:9 63:6 66:22 73:17, 21 78:19

police 54:17, 21 57:24 58:7,9

portion 7:24 87:18

position 10:2 12:14 107:10

positions 33:20,21,23 34:9 59:9 104:16,21 106:4,19,20 107:3 108:24 109:6,8,9,12 110:13,17 111:3

possibility 5:7

possible 50:8 80:5

Possibly 37:5

preceded 38:16

preparation 117:21

prepare 5:12

prepared 26:24 30:20

52:14 91:21

prepares 29:18 37:22 52:18

preparing 87:5

presumably 89:8

previous 71:13

Price 116:18, 20

primary 50:14 119:4

printout 96:23

prior 14:24 36:7,22 40:16 41:12,17 45:22,24 46:6 47:22 62:16 63:11 79:3 102:23 107:23 109:15,18 113:13

probably 115:11

problem 90:6

process 33:24 34:21 59:1 66:7

produced 66:11 67:1,2 70:24 89:2,9

product 30:15

promotion 10:7

pronounce 4:20

proper 110:4, 5

properly 79:12

property 61:11,13 63:8 65:22 66:1 75:18 76:2 82:12

proportional 26:5 108:9

proportionately 81:19

proposed 118:15,22 119:11

Proprietary 118:5

propriety 15:8,24 48:6

prospective 21:5 44:22 99:20

provide 18:11 21:17 25:24 51:2 54:22 55:13 59:19 89:24 90:13, 17 92:24 108:4

provided 7:3 21:24 22:3 25:20 34:21, 23 57:24 58:6,9 59:14 61:11,16 86:15 90:12 97:21 116:8

provides 109:2,4,5,7 115:13

providing 23:12 114:21

Provision 102:9 105:7

Provisions 101:9

public 70:7 77:17,18,23 78:21 79:11, 14,21 80:11, 17 86:1,2,5, 11,14,20,24 87:8 119:13

pull 16:15 116:11

pulled 8:16

pulling 89:3, 9,10

purportedly 97:21

purports 58:5

purpose 8:1,8 66:2 96:18

purposes 41:21,24 59:23 68:15 91:15 115:14

pursuant 27:6

put 21:19 75:24 103:14 105:4

putting 89:19

Q

Q 110:13

question 13:5 20:19 22:5 25:10,23 32:17,18 44:12 48:24 49:16,19,24 56:11 58:16 74:22 84:8 99:9 101:17 103:19 104:19 106:24 107:9, 13,14,18,19 110:10 113:18 120:14

questioning 84:11 99:18

questions 9:7 19:16 38:11 48:16 60:20 87:21,23 88:15 93:19 109:17 120:16 121:5

quick 72:8 84:5,9

quite 39:24

R

raise 4:10

rate 115:9,21 116:7,22

rates 14:12 50:13,16 109:5 114:16 115:1 116:15, 17,19,21

reached 5:6

read 105:15 110:10,12

reader 100:1

reading 37:16

real- 57:21

reality 21:13

realize 89:3

really 9:15 56:7 91:13

reason 8:12 25:10 67:5

reasonable 112:19

recall 5:22 7:9 8:14 10:1 18:17 23:21 31:11,12,13, 17 32:20 37:5 40:12,14 43:10 48:2 51:12 53:11 54:19 55:1, 11,15,19 57:9,19,22 58:4,10,24 59:1,20 66:6 71:11,12 73:13 77:10, 21 86:17 87:3,7 94:10, 16 95:1,7,9, 12,15 96:12, 17,19,24 97:15 99:1,14 102:10,11,15, 16 103:10,24 104:4 110:16,

19 114:12 115:12,18 118:19

recalling 115:22

received 77:21,22 79:20 80:11 81:6 82:16 86:5

recently 5:9, 10

recently-published 53:23

recognize 68:9

recoll- 27:24

recollection 8:10 54:10

recommended 118:21 119:11

recommends 118:14

record 4:9 46:14,17 85:9,12 93:5, 11,15 109:16 110:12 121:2, 15

recover 115:2

redirect 68:5, 6

reduce 64:7 66:15 76:24 77:5 79:22 80:8 83:22 87:16 113:1,3

reduced 63:19 80:6 81:19 82:9

reducing 63:7

refer 58:3 75:17 111:12 112:2

referring 16:11

refers 51:6 95:6

refinancing 43:3

reflect 28:15 30:21 41:12 55:17 68:11 96:5 104:8

reflected 19:19 33:18 42:4,6 60:10 80:12,15

reflecting 32:18 34:6 57:11 94:14

reflects 28:18 32:7,11,13,15 34:1

reframe 107:16

refresh 8:3,9

regardless 69:12 78:11

regulatory 13:21 19:23, 24

reimbursable 57:2 58:23 95:2

Reimburse 51:14 55:7 93:21 94:7

reimbursement 58:6

relate 9:8 19:16 43:9 55:12

related 7:10 13:20 32:16 37:6 51:19 64:6,12 71:12 82:4 95:8

relates 94:3,4 100:8,9 101:2

relationship 35:14

relative 50:4 61:23 108:6

relatively 42:16

relevant 36:8, 12 45:8,10, 11,13,22 47:6,15,17,18

relevant's 18:9

relies 106:3

rely 69:17

remain 76:18

remainder 11:14

remaining 79:16 81:18

remember 5:8 9:21 18:20 19:1 43:14 59:6,11 71:13 77:20 87:10 94:12,19 98:5,9,10 101:7 115:19

remind 101:20

remotely 4:2

removes 73:1

repeat 49:19 107:12

report 53:15, 16,23 54:4 94:23 95:18 96:1,6,12 97:1,3,13

reporter 4:1 6:17,21 10:18,21 12:23 13:3 46:14,17 52:7 65:4 85:9,12 93:11,14 110:2,10,11, 12 121:2,11, 14

Reporting 28:7

reports 7:22 41:7,9 96:11, 14,18,20,21 98:16

represent 4:23 66:23 89:12

representation 110:19

representative 71:19

represented 110:17

representing 89:10 110:6

represents 101:24 109:11 110:13

request 29:18,19,21, 23 34:15,23 106:23 109:10

requested 92:24

require 49:5

required 90:5 102:1 103:3, 11 108:4

reserve 121:6

residents 114:21

resources 112:4 113:4, 14,22

respect 37:17 93:23

respective 119:20

responsibilities 14:3

responsibility 13:22 19:2 20:20 22:11 38:15

responsible 13:15,17,19 18:13 22:21 23:6,12 30:2

31:20 35:4 38:21,24 82:5 119:6

rest 15:3 102:17

restate 107:16

result 74:8 80:5 81:11

results 72:11 73:14

resume 8:16 90:8,10 91:6

revenue 14:1, 8,11,16,23 28:9 30:4 31:3,4,5,6 47:5 50:14 61:9 86:23 87:13 111:14, 17,18 113:15 114:4 116:1,4

revenues 14:4 16:2 47:6,9,12,15, 18 63:8,9,20 64:2,3,6,7,12 65:22 66:3,4 75:18 76:3, 14,23 77:3,5 79:18 81:1 82:8,11 83:13,20 85:22 87:2 113:4,7 114:1,7,8,20 115:1,15,20 116:8

review 7:7,11, 14,18 8:12 29:5 38:8 91:6

reviewed 5:11 6:24 29:1,8 36:21 37:18 98:16

reviewing 8:1, 8 94:4 104:5

reviews 29:20

ridiculous 91:8,11

right 4:10,22 9:6 11:20,24 12:3,10 13:5, 13 14:15,20 16:19 17:15 19:16 20:1,3, 13 24:15,24 25:8,11 26:11,23 28:5 29:24 30:6,24 32:2,21 33:12,14 34:3,12 35:1, 23 36:1,2,19 37:8,15 38:4 39:1,2 40:15 41:11,16,23 42:8 44:18 45:6 47:4,10 48:12 50:11, 21 51:13 53:5,13,18 55:5 56:24 57:14,23 58:5,11 59:13 62:1 63:4 65:13 66:19 67:13,16,21 68:7,9,14 71:18 72:8 73:21 76:9,17 77:5,13,22 80:16,22 81:12 82:6,23 83:19 84:4,22 85:7 87:4,20 90:1,7 91:5 93:3,8,10 94:13,22 96:3,14 97:7, 23 99:5,17 103:6,13,16 104:7 105:2, 5,15,20 110:9,20 111:12 112:8 113:7 114:23 119:10 120:2, 15,18 121:5, 12

role 12:8 15:3 18:21 19:6,22 106:9,10

roll 33:22 34:1

rolled 75:6

roughly 9:24 10:2 62:2 98:7 113:8

row 20:11

run 95:18 108:6 116:16 118:1

S

said 45:1 65:22 80:3 90:16 98:16, 21 106:15 107:9,20 109:21

salaries 21:22 33:21 70:2 71:5,7 104:17,21 108:23

salary 109:5

Samantha 11:8,9

same 34:2 69:14 76:18 77:8,9 88:5,8 94:1,6,10,17 97:2,12,14,17 100:24 101:2 102:16

Sanitary 43:6, 12,16 44:5 45:7 46:23 47:21 48:9

satisfying 81:16

save 65:5

saw 92:21

say 7:21 10:3 12:9 15:21 16:6 19:9 25:19 34:13 36:19 37:3,9 38:21,23 39:14 44:7 45:3,11,18 53:10 57:19 58:8 62:11 65:14 78:2 79:15 80:13 82:20 83:5 84:15 94:9,24 97:16,22 99:14 102:19 104:5 112:18 113:22

saying 17:23 20:1 22:2 30:18 41:5 45:17 62:8 63:18 65:19 99:5 102:4

says 20:8 43:6 58:10 62:6 69:1,5,6 88:11,16 96:3 118:5,13,19 119:18

scenario 84:21

Schake 52:17

Schools 70:7 77:17,23 78:21 79:11, 14,21 80:12 86:1,3,5,11, 14,20,24 87:9

Schools' 77:18 80:18

Scott 18:22 65:13 91:22 109:17 119:8

screen 16:13, 20 67:8 68:15 75:23 85:19

scroll 39:16

sec 85:15

second 16:15 68:17 69:18 73:22,23,24 74:4,9 75:7, 10,12 76:19 118:4

section 58:24 59:21 119:18

see 17:17

18:2 25:24 28:9 35:11 40:4 41:24 43:7 50:24 51:16 55:8 56:8 57:3,6 58:1,2 59:16 60:2,3 66:15, 18 68:21 69:20 72:10, 22 86:2 88:10,12 92:13 98:2,4 100:11 108:21 111:14 114:7, 9,17 118:9,15 119:13,21 120:21 121:7

seeing 16:19 69:4 85:19

seems 14:16

seen 95:21

send 8:16 67:23 89:1 90:5,9 91:1 92:12,14,20 93:2

sending 90:6 92:15

sense 91:22

sent 90:11

sentence 119:18

separate 24:9

served 12:8

service 55:4 114:21

service/ regulatory 30:5

services 13:20 18:1 20:3,9,21 21:23 22:12 28:9 31:5,6,9 39:20 40:21, 24 43:7 46:24 50:15 54:21 55:13 57:6, 13,24 58:6,8 59:14,18 97:20

servicing 105:22

set 95:24 120:8

setting 116:15

seven 105:16, 21 106:19,20 107:3,10 108:24 109:12 110:13

several 45:15 107:20

Sewage 98:12

sewer 7:23 14:7,11 15:10 16:6 18:14 19:3,7 21:19 37:4 54:7 60:21,23 61:17,20,21 62:9,13 63:9 66:4 72:3 73:16 75:14 76:6,18 77:6 82:12 87:23 93:18 94:3 95:4,5,8 96:10,16 98:7,13,18 101:18 102:14,22 103:9 104:3, 12,17 105:17, 19,23 106:14 107:22 109:13 110:14,18 111:5,9 114:14 116:15 117:22 119:3

share 16:13 51:20 63:24 66:7 71:3,16 73:1,3,6,10, 12,24 74:1,5, 6,7 77:4,12, 18 78:4,11 80:21 84:3 87:19 102:15 105:13 108:7, 8,9

shared 16:17 39:3 60:14 66:12 85:16 88:1 100:17 104:14

shares 95:8

sheet 80:1

short 46:16 85:11 93:13 117:3 120:21 121:4

should 16:12 26:1 29:22 81:21 90:9 104:9,10 105:3,4,10 121:1

show 6:7 16:13 24:1 26:24 66:9 67:5 78:20,22 85:24 86:6 87:2 95:14,16 97:6 98:8 117:2,18

showed 6:13 99:14 100:22

showing 39:5 60:16 67:6 89:20 98:1 104:11

shown 67:18 79:24 91:10

shows 17:5 33:20,21 69:19 78:8,10 82:21 86:10 104:9

sic 98:7,18

side 14:9 15:4 18:14 97:16 114:5

signature 121:6

significant 54:16 56:13, 19

simple 102:19 103:16

simultaneously 110:1

since 84:20 89:1

sir 65:22 85:19 120:16

situation 42:20 81:10

Siverly 59:6

slow 39:19

solely 25:14 26:20 35:24 70:11 76:3,9

some 5:15 6:6 8:16 15:16 21:12 24:24 26:14 31:11 33:23,24 34:5 38:7,8,11 39:21 42:9,12 43:2 47:24 48:7 57:10 58:14 60:20 62:15 64:17 67:1 78:16 86:15 93:19 98:9 101:24 106:9 114:6 115:11 119:4

somebody 7:3 25:20 34:12 40:16 41:18,19 42:2 43:23 57:14 112:15

somehow 7:10

someone 45:5 112:9

something 6:7 7:6 16:12 36:1,14 40:16 44:21 45:4 57:20 75:17

111:18
sometimes 45:15
somewhere 27:9
sorry 6:17 9:12 10:18 12:23 18:12 20:6 29:10,14 30:11 32:13 52:7 60:13 64:16 68:17 70:22 73:17 75:11 86:1 88:16 98:13 100:16
sort 57:10 58:14
sorts 43:3
sound 25:8
source 7:14 36:20 50:14 86:23 87:13
sourced 94:23
sources 14:13 38:3 82:3
speak 26:21 39:12 54:3 79:1
speaking 52:16 64:19 65:14,15 110:1
special 74:15 75:2
specific 24:7 27:14,15 44:17 55:19 58:15 89:3 95:10 96:12 97:1 104:21 115:5
specifically 23:21 29:17 40:14 58:12 94:12,19
specificity 42:10
specifics 57:9
Specified 41:24 59:23
speculate 49:4 54:23,24
speculation 49:1,5 100:5
spell 10:20
spend 103:4, 11 113:23
spent 96:5 99:6,13
split 26:8 108:8,13
spreadsheet 7:2,4 66:10, 16 67:18 78:8 79:8 80:13, 15,17 83:7 84:18 85:2 94:11,13,18 104:9
spreadsheets 5:16 6:1,2,12, 23 68:10 78:19
spring 11:18
squeeze 67:10
staff 18:9 61:23
staffing 29:8, 20 34:16 36:23 61:3
standpoint 56:1
start 17:15 24:24 39:20 60:12,20 66:20 69:18 84:8 109:7 114:2
started 13:6 77:16
starting 14:22 77:15
stated 120:3
statement 33:5 118:11
statements 7:18,21 8:2,8, 13 117:21
states 105:24 109:15
stay 120:11
staying 120:10
step 18:12
sticks 63:16
still 12:17 18:23 42:23 81:8
stop 9:3 65:13 90:24 91:4
straight 98:23
Strategy 28:8
strike 37:19
structure 88:7
stuff 91:14
subject 101:15
submission 29:9 119:12
submissions 29:1
submits 34:15
submitted 29:19
subtracting 112:5
suburban 114:22
succeeded 11:16,17
such 7:15 105:13
sufficient 16:2 47:7,9, 13,19
suggesting 67:11
sum 68:16 69:23 70:11, 14
summaries 17:2
summary 7:15 16:23 95:17,24 96:20
support 21:24
supports 31:7
supposed 28:1,15 60:21
sure 15:19 16:2 69:23 92:3 97:17 108:11 111:21 120:24 121:10
surplus 82:2
Susan 11:21
sworn 4:11,15
system 41:10 119:19 120:8

T

take 15:24 16:22 22:11 40:2 46:10 49:10 62:3,20 79:19 84:5,9 85:5 91:3 103:8 120:19, 21 121:1
taken 83:18 90:15
takes 74:13, 19
taking 53:15 112:21
talked 23:23 93:23
talking 7:22 28:12 29:17 46:23 48:17 64:18 65:6,8,

13 69:17 90:24 93:17 98:4

tasked 16:5 40:17 42:2 43:24

tax 61:11,17 63:8,9,20 64:1,3,7 65:22 66:1,3 74:14,16 75:18 76:3,8, 14,23 77:5 80:24 82:8, 12,23 83:13

taxes 61:13

tell 18:4,18,20 31:13 39:17 63:2,17 93:7 106:4,17 120:5

telling 25:9 35:4 101:5

tells 106:11

ten 20:18 35:19 36:6

ten-million-dollar 95:3

tenure 8:7 10:10 12:4 13:18 17:19 19:15 28:20

term 53:20 55:22 56:4

terms 21:13 115:23

test 56:8

testified 4:15 38:13 109:19

testify 71:1 113:19

testimony 40:16 46:1 62:17 63:11 79:4 102:24 107:23 109:15,19

TGALS 115:24

than 17:10 21:13 24:16 33:8 37:11 43:2 61:7,8 64:9 67:9 76:23 79:15, 24 81:15

Thank 9:16 13:3 68:5 85:8 91:6 120:20 121:14

Thanks 85:7 121:7

that's 16:12 20:3 27:15,23 28:1 29:17 32:17 37:15, 16 39:8,11 45:16 46:3,22 53:1 58:9 60:17 62:5, 21,22 65:24 68:6,23 69:8 70:2,4,10 71:16 74:3 75:21 76:8,9 83:3 84:2 89:14,22 91:19 97:19 99:19 104:4 106:24 107:9, 24 109:16 112:23 113:24 118:22 119:15

them 6:7 16:2 19:13 21:12 33:23,24 38:8,22 39:22 42:13 44:10 68:6 90:9,11 92:24 93:4,7 95:21 97:16 98:17 103:14 114:8

themselves 54:1

then 11:7 13:24 19:12 20:9 25:24 27:16 28:5 38:4 47:10 51:13 53:18 54:8 55:5 56:24 57:23 59:13,22 62:22 64:21, 23 65:15 70:14 72:2, 11,15,21 73:9,10,21 74:12 75:16 76:6,17 78:12,14 81:17 90:1,2, 7 93:6 95:2 99:4 102:12 103:8 107:16, 21 108:9 118:13 119:10,17 120:5

there's 12:11 17:24 20:2 22:6 25:2 28:6,7 30:18 31:14 41:23 43:5,16 48:17 53:1,14 55:6 57:2 59:22 64:16,17 67:9,14 71:14 75:13 76:6 83:8 90:23 95:3 97:24 105:16 106:20 111:23 114:8, 13,16 115:10 117:24 120:22

these 17:20 18:6 19:17 29:21 30:23 33:6,19 37:6 38:20 41:6,19 42:3,6,13 47:5,10 50:11 57:13 59:1,21 60:4,17 66:24 67:6,20,23 68:2,9 69:9 78:19 88:22 89:1,5 90:5 96:7,8,11 98:16 106:9 110:17 111:15 112:20 114:6

thing 89:2 94:6

things 44:4, 10,21 45:15 48:6 64:18 65:6,9 66:15 67:10 106:9 118:2

think 5:15 11:5 19:4 25:22 45:21 48:18 59:7 64:16,17 65:6 66:17 67:8 69:8 71:12 88:23 101:12 117:9

third 74:20 75:8,11,12 76:19 82:21 84:2 89:21 119:18

this 5:7 7:6,10 13:6 16:19,22 17:4,5 20:20 21:8 22:4,18 24:17 25:23 29:16 30:14, 19 32:12 33:20 34:2,5 38:19 39:2 40:8 41:13 43:18,19,24 44:6,11,17 47:1,22,24 48:2,3,21 49:8,10 51:8, 15 53:7,8 55:1,5,18 58:24 59:21 61:5,20,24 65:7,19 66:2, 11,22 67:19 68:19,22 69:2,9,23 71:11 73:3,13 78:7 79:1,8, 14,19 80:1, 12,16,18 81:7

82:15 83:7 84:11,18,20 85:2 88:3,14 89:2 91:8,11, 17,18 93:6 94:2 95:20 96:11,18,23 97:1,3,7,11, 15,22 99:17 100:1,7,8,12 103:3,10 104:9,19 105:6 106:12, 13 107:13 109:19 110:21 111:13,17,18, 22 112:6,7, 10,19 113:14 117:18,24 118:4,24 121:5

those 5:14,18 6:1,6 15:24 16:8 19:10,12 23:24 24:19, 21 27:20 28:11,14,15 29:2 31:5 33:21,22 36:21 37:10, 17,21,22 38:14,24 39:1 43:4 51:19 59:5 60:3,12 64:12 66:3 70:15 74:19 75:2,3 76:14 77:23 78:5 83:18,21 86:7 93:22 95:10 96:5 100:22 102:16 108:8, 24 111:4 114:4 115:4, 11,13

though 83:3

thought 44:19 89:2 91:17 92:16,22

three 82:3 117:8

threshold 55:22

through 14:12 22:24 41:19 43:18 69:22 89:16 114:6

throughout 12:4 75:10

time 4:4 5:18, 21 9:7,8,18 10:15 11:1,3, 14,16 12:2,15 13:11 14:24 15:3 16:9 17:14 23:19 42:13,21 47:23 52:3,10 60:5 62:11 65:4,5 86:24 89:20,21 93:5 98:9 101:13 110:2 117:9, 12,19 120:17 121:5

times 107:20 115:21

title 59:11 69:1

to 4:22 5:6,12, 17 6:7 7:3,10 8:3,4,7,9,12, 16,18,22 9:1, 7,8,15,18 10:3,5 13:5, 20 14:12,16, 17,24 15:9, 10,16,19,21, 23,24 16:1,2, 6,11,13,15,22 17:15 18:4, 11,12 19:4,9, 16 20:15,20 21:1,2,18,19 22:4,7,8,11, 14 23:21 24:3,6 25:2,7, 10,12,13,19, 23 26:5,16, 17,20 27:2,6, 14,15,16,19, 21 28:1,11, 15,16,21,22, 23 29:2,5,9, 19,21 31:11 32:3,7,8,16, 22 33:8,17 34:7,8,9,12, 13 35:9,15,19 36:2,7,8,21 37:6,13,17,18 38:10,21,22 39:12,14,16, 17 40:24 41:19 42:9,17 43:1,4,6,9,15, 17,19 44:5,10 45:7,8,9,18 46:20 47:6,7, 9,11,12,19, 23,24 48:1,6, 8,14,15,16, 20,23 49:4, 12,13,22 50:4,6,8,10, 16 51:6,7,14, 15,18,19 52:16,22 53:2,18,20 54:6,10,12, 22,23,24 55:6,8,12,14 56:2,6,22 57:8,14,17 58:3,5,14 59:19 60:9, 12,21,22 61:6,20,21 62:4,7,8,9,10, 12 63:2,18,22 64:6,7,12,14, 16,19 65:7, 11,14,16,18, 20,23 66:4,7, 15,20,22,23, 24 67:5,10,20 68:10,13 69:10,22 70:18,19,22, 23 71:12,15, 20,23 72:3,6, 7,8,15,18,19, 20 73:10,15, 16 74:6,8,9, 19,22 75:6,7, 12,13,18 76:3,9,11,14, 17,24 77:1, 17,24 78:5, 14,24 79:1,7, 13,15,18,22 80:4,13,18,23 81:1,3 82:4,9, 13 83:5,6,13, 16,21,22,24 84:1,16,17 85:18,22 86:6,15,16, 19,21,22 87:16,18,20, 24 89:5,6,11, 16,23,24 90:5,12,13,17 91:3,6,13,16, 17,22,23 92:2,4,5,9,10, 18,22,23 93:2,21,22,23 94:3,4,6,8,9, 23,24 95:4,5, 6,8,16 96:9 97:2,10,20 98:6,8,17,19, 24 99:6,17,19 100:8,9,16, 19,22 101:2, 14,15 102:2, 13,16,17,21 103:3,8,9,11, 12,15 104:13, 17,22 105:6, 10,16,17,21, 22 106:4,5, 13,14,18,24 107:21,24 108:4,5,11 109:4,11,13, 18,19 110:6, 13,14,17,18, 21 111:8,12, 13,21 112:2, 5,6,9,15,19 113:1,4,5,14, 18,23 114:1, 6,7,11,14,21, 24 115:2,18 116:3,12,17 117:3,7,9 118:1,15 119:12,19,24 120:9,11,12, 21,22 121:6

today 12:17 93:2

today's 4:3,7
together 103:14 114:4
told 25:6 27:5 101:12
took 19:12 52:17 54:5 98:9
top 88:10
total 20:7 24:19 26:2 28:11 37:14 60:22,23 61:6,9 68:16 69:24 70:2, 11,14,17 81:16 82:4 83:9 102:5,6, 7,12,20 103:5,8,17 104:1,2,3,22, 23 105:3,9 106:16,18,22 113:2,10
totaled 40:24
totals 107:10
toward 77:17 82:18 112:9
towards 82:20
transfer 57:5, 23 58:8 59:14 95:4 114:14
transferred 97:20
transfers 57:2 58:23 95:2 114:13
travel 92:10
treasurer 31:18,19,20
trouble 48:13
true 22:17 27:13 33:13 40:20,23 76:22 79:14 101:17 110:6, 8 111:5,7 118:11,18 119:15,23 120:12
try 23:21 64:20 65:5,11
trying 4:22 24:3,5 48:14, 16 65:20 68:13 72:7 83:5 115:18, 21
tune 79:1
turn 39:2 81:7,8
twenty 20:19
twice 47:22
two 64:18 65:6,8 72:21 91:1 114:4
type 68:10
types 6:23 15:23
typically 36:21

U

ultimately 21:2,9
unclear 30:10 63:13 105:7
under 23:1 40:21 77:13 100:13 118:5
under- 45:2 107:17
underlining 70:23
underlying 72:6,20
understand 8:6 24:3,6 29:4 34:3 44:8 49:8 50:11 64:14 65:19 69:23 74:13 78:7 82:6 89:8 102:18 111:22 112:14 114:7
understanding 8:15,17 52:16,20 96:4 107:18 112:20
undertaken 51:7
unless 9:6
until 11:6 13:23
unwieldy 67:8 91:15
up 16:16 17:20 18:5 21:12 24:1 25:19 33:15, 22 34:1 51:5 53:2 57:17,21 60:9 66:14 68:15 72:10 78:13,24 82:14,21 87:2 99:16 100:22 103:15,18 108:8,13 112:3 113:1, 24 120:8,22
upload 92:22
upon 22:14 26:11,13 40:15 52:19 53:10 60:22 61:21 71:5 116:8 118:7
us 13:6 67:23 68:2 89:5 92:12,14 106:4,17
usable 112:15
usage 115:17, 18,21,23
use 68:14 91:16 93:2 96:14 115:8 117:3
used 7:6 53:20 64:7 67:20 76:24 83:13,22,24 86:22 87:18 107:21 112:9 113:1,14 115:24
useful 97:5
User 98:1
users 50:16, 17,19
uses 119:19
using 96:12 97:1
utility 61:17 63:9
utilized 95:22 96:8

V

vague 113:18
varied 39:24
variety 17:5
various 6:14 26:6 34:17 72:16 73:10 103:12 108:14,15 117:13
vehicle 74:14 91:14
veracity 35:9
verify 54:4 72:7
very 37:2 58:15 102:19 103:16
via 4:2 91:23
view 82:17 83:22 87:15
vis- 49:21

W

walk 69:22
want 9:7,15

17:14 21:1 36:2 39:16,17 43:15 46:20 48:6,20 49:22 50:6,8,10 54:24 64:19 66:20,22 69:22 72:6 87:20 91:13 95:16 108:11 111:12,21 114:6 118:1 120:22

wanted 57:14 92:5

WARROW 90:22,24

wasted 93:6

Wastewater 43:7 46:24

water 7:22 14:6,11 15:9 16:6,23 17:4, 10,11 18:14 19:2,5,6 20:15 21:18, 19,24 22:4,7, 8,18 23:2,12, 16,22 24:1,4, 18,20 25:2,7, 15 26:7,8,13, 15,20 27:2, 19,21,22 28:3,17,18,24 29:10 31:1,7, 19,21,23 32:3,8,14,16, 22,24 33:8, 17,18,21 34:10,14 35:6 36:8 37:4,6, 11 38:12 39:6 47:17 50:12, 15 51:19 54:7,8,22 55:14 56:10 59:19 60:21, 22 61:17,20, 21 62:1,9,12 63:9 66:4 71:23 73:15 75:14 76:6,18 77:6 82:12 87:22 88:5,8 93:24 94:4 95:4,8 96:9, 15 101:13,14, 23 102:13,22 103:9,18 104:2 106:13 107:22 111:5, 9,15 113:10, 23 114:5,14, 16,21,22 115:1,8,9,15, 17,18,20,22, 23,24 116:7, 15,17 117:21 118:6,14,20 119:2,5

water/sewer 76:8

way 15:6 39:2 47:4 69:17 94:1 96:8 102:17 103:10,24 106:11 108:12 113:22 118:24 120:3, 4,5

ways 83:2,6

we 6:6 16:12 24:17 28:5,11 29:1,8 30:12 34:4 35:10, 11,12 36:18, 22,23 38:8,9, 10,12 39:10 42:7,13,21 44:20 45:16, 22 46:10,22 50:5,10,22 52:17 56:22 69:9,16,17 77:21 78:23 82:7,15 84:5, 9,19 85:5 86:23,24 87:1 89:2 90:13,16 91:21,23 92:10,22 93:3,4,17,23 94:3 95:16 96:17 98:9, 16,17 100:11, 16,19 102:1 103:3,10 106:12,14 107:22 108:12 113:7, 22 115:18,19 116:16 120:19,21,22 121:12

we'll 6:7 15:22 65:3 69:16 89:6,22 90:2,5,7,10 91:6

we're 8:6 29:17 46:14, 17 48:18 66:20 69:17 78:8,20 82:6 85:9,12 93:11,14 103:11 105:6 106:8 108:4, 17 120:10 121:2,6,14

we've 8:16 16:14 48:17 90:12 106:19

well 8:6 10:12 13:8 15:7 18:20 20:24 22:2 25:11 27:4 29:4 30:18 31:13 32:21 33:3 37:1,3,18 38:10 39:5 40:13,24 45:12 48:15 55:12,24 56:5,8 62:7 64:21 65:10 66:19 67:7 68:14 69:1 78:15,18 79:19 80:6,10 81:19,23 83:1 89:8,14 91:20 92:7 95:23 96:14,19 101:18 102:4, 12 107:13 112:2 118:24 120:5 121:12

went 53:12

what 5:14,21, 24 7:9 8:1,4, 7,8 9:3,21 11:16 13:17, 24 14:3,15,18 15:6,8,18 16:14 17:23 19:21 20:1,13 22:2,14 23:1 29:5 30:18,24 31:4,9,13,18, 22 32:1 34:7 35:8 36:20 37:18 38:4 39:10 42:17 43:9,12,14,19 44:4,7,9,10, 16,18,19 45:6,8,12,17, 18 46:3 48:14,15,19 51:4,18,24 54:20 55:10 56:20 57:8, 12,15,22 58:3,9,10 59:9,18 60:12 62:5,22 63:2, 13 65:19 66:9 67:4 68:1,19, 22 69:18 72:24 73:22 78:16,24 79:17 80:3 81:21,23 82:1 83:3 84:17,23 88:10 89:17 91:21,24 95:5,10,16,23 96:5,14,19 97:11 98:11 99:6,13,18 100:7,22 101:20 102:4, 18 105:20 106:4,15 108:12 111:3, 22 112:2,3, 13,18 114:7, 11,24 115:4, 6,9,10,17

117:2

what's 60:16 72:22 74:20 81:2 87:4 96:22 102:7, 14 103:20 113:5

whatever 14:12 25:17 41:11 43:15 62:8,12 63:21 83:20 120:2

when 5:4,6,8 7:21 12:19 13:6 28:5 36:18,19 47:4,11 56:18 59:7 82:8 93:7 103:14 110:5 115:19 119:9

where 23:24 24:6 29:2 30:23 37:21 48:3,13 51:11 69:4,5,6 85:1 94:23 106:5, 21,24 107:9 110:17 111:4 118:20

whereby 48:8

WHEREUPON 4:12

whether 15:7, 11 19:18 20:19,20 22:13 28:22 29:6,21 32:7 36:9 41:18,20 42:3 43:11,24 45:3,4,12,18 47:6,12,14 48:7 55:16 57:16 63:19 78:11 81:12 83:19 86:14 87:7 97:18 105:21 118:3

which 16:10, 14 20:6 22:21 39:17 51:8 56:1 57:1 66:10 68:15 69:19 71:18 73:22 76:23 79:10 83:10 91:24 95:17 97:7,9,12 111:9 116:16 117:9

while 6:8 18:6,16 39:18 55:1 71:11

who 10:15 11:7,16,17 12:12 16:5,8 18:4,5,16 19:2 20:14,15 21:21 22:6 23:6,11,18,21 27:20 28:16, 18 30:2,8,14 31:16 32:15 37:21 51:2,5 52:4 58:22 59:5 105:22 108:10,12 109:2,3,4,5,7, 13 110:14 115:13 116:3 119:7

who's 4:24

whoever 12:4 38:16

whole 37:11 52:8 88:22 89:4

whose 21:22

why 38:10 47:24 49:5,6, 9,13,22 67:5 68:23 78:2 80:8 81:20 89:14 104:20 107:24

will 4:8 21:2 78:10 91:1 115:9

with 5:1,17 8:18 16:5 17:1,8,16,20 18:5,6 20:24 22:5,23 23:8, 19,20 24:4, 19,24 25:1,19 32:2,21 33:5 35:10,12,17 37:10,17 39:18,20 40:17 42:2,8, 10 43:24 46:20 47:1 48:21 49:8 50:7 51:5 52:10 53:2 55:21 56:3 58:13 60:8,9, 12,17,20 65:7 68:13 69:9, 12,18 70:6 72:17 73:11, 24 77:15 79:10 82:1,14 85:21 86:6,9 87:11 88:3 91:2 93:23 94:6,15 95:20 100:12 104:5, 13,24 108:23 109:7 111:2, 15 114:23 115:4 118:3,7 119:1,4 120:4,6,22

with- 82:7

within 79:17 120:10

without 63:1, 16 82:7 97:16 104:5

witness 4:5, 11,14 6:19 10:22 13:1 29:15 44:15 46:5 49:3,18 50:3 52:9 56:12 58:19 62:19 63:12 65:19 69:3,5 70:20 71:2 75:1 79:6 99:12 100:6 103:2,23 106:2 107:6, 15 108:2 110:15 111:1 113:20 120:18,20 121:16

witnesses 90:20

woman 4:23

word 7:7 12:5 19:13 116:22

words 6:11 44:3 66:3 116:6

work 26:13 27:20 28:18 30:14,15,20 32:15 34:5 55:16,19 108:12 110:18

worked 19:24 115:16

working 14:4 25:14 28:2 34:14 35:5 48:2 59:2 103:10 104:4

works 106:11 108:10

worry 48:15

would 10:3 12:9 13:11 14:11 15:17, 21 16:6 19:4, 9 20:24 21:1, 18 22:5,7 23:21 24:19 25:7,17,18 26:24 27:4 30:6,14,20 31:16 32:21 33:11 35:4, 10,11,12,17, 19,21,22,23 36:1,2,3,10, 13,14,20,22, 23 37:3,9,10, 18 38:3,4,8,9, 15,22 39:13 40:6,7,13,15, 16,20,23 41:7,9,11,17 42:2,6,24 43:1,4,23

44:3,4,10,16, 21 45:4,6,8, 10,11,12 47:23 48:10 49:4,6,12,22 50:5,6 51:2 53:8,9,19 54:23 55:12, 17 56:9 57:10,11,12, 15,17,19,20 58:13 61:13 62:4,22 63:1 64:9,10 65:11 69:12 70:6 72:4,6,19 77:15,24 78:5,14 79:12,15,17, 21 80:4,5,8, 13 81:7,8,20, 21,23 82:1, 17,20 83:21, 24 84:1,17, 19,23 85:1,21 86:6,20 87:1, 2,13,15,18 89:16 90:13, 16 92:24 94:1,24 95:13 96:5,14 97:1 98:19,23 100:1,12 101:17 103:14 104:1, 7,13 105:13 106:10,17 107:16 108:13,14 111:7,18 112:13,14,18, 19,20 113:5, 21,22,24 115:7,8,10, 15,19 116:11 118:23 119:5, 24 121:12

wouldn't 38:21 53:6 78:3 81:22

written 27:9

wrong 99:5

Y

yeah 5:10 6:3 10:21 42:22 46:12 49:4 50:17 63:5 67:13,17 68:4 73:17 89:6,22 90:1,10 91:5, 17 92:6,9 93:1 117:11

year 17:5 22:15 29:24 35:18 43:20 47:21 52:23 53:11 68:19, 22 69:13,17 73:3 77:20,23 79:2,20 80:12,19 81:13 84:18 87:9 97:11, 12,14 112:7, 10,21 113:6, 13,15,16 114:2 116:21

year-to-date 96:4 98:1 100:2

years 8:5 10:2 33:15 35:19 36:7 53:16 59:7 67:1,2 69:15 98:17, 22

yep 4:21 40:5 88:13 100:21 101:8,11,16 103:7

yes 5:3,13,20 6:10,20 7:5, 13,20,24 9:10,20 10:4, 8 11:10,12 12:6,9,16 13:9,16 14:14,19,21 16:3,7,21 17:3,7,13,18, 22 18:3,15 19:8,11,14,20 20:5,10,12 21:7,11,15 22:9,16 23:4, 10,17 24:9 25:5 26:15 27:12 28:4, 10,13,19 30:1,7,17,22 31:3 32:16 35:7 36:3,5, 10,16 37:16 39:15 40:5, 14,19,22 41:1,5,10,15, 22 42:1,6,15, 16,21,23 43:4,22 44:2 47:3,9,19 50:6,20 51:1, 17,23 52:15, 21,24 53:12, 21 54:10 57:4,7 58:2 59:4,17 60:3, 7,11,19 61:9, 12,15,18 66:17 68:12 69:14,21 70:3,5,9 71:22 72:14, 23 73:5,8,13, 18 74:11 75:20 76:1,5, 12,16,21 80:20 81:5 82:24 83:12, 15,18 84:12 85:6,20 88:7, 13 94:1,2,5 96:2,7 98:4, 10 100:15,24 101:3,16,19 102:6 104:18 106:20 108:22 109:1 111:11,16,20 112:1,24 113:9,12 114:10,18 115:3,7 117:1 118:10,12,17 119:4,14,22

yet 67:2 109:19

yourself 116:14

Z

zero 79:22 81:8

Zoom 91:16, 23

EXHIBIT 2.C

IN THE CIRCUIT COURT OF COOK COUNTY, ILLINOIS
COUNTY DEPARTMENT, CHANCERY DIVISION

KATHRYN FARMER, Individually, and as Representative of a Class of Similarly-Situated Persons and Entities,

Plaintiff,

vs.

CITY OF CHICAGO, an Illinois Municipal Corporation,

Defendant.

Case No. 2021 CH 04583

ZOOM DISCOVERY DEPOSITION
OF: KURT SAMES

The Zoom discovery deposition of KURT SAMES, called as a witness pursuant to notice and pursuant to the provisions of the Code of Civil Procedure of the State of Illinois and the Rules of the Supreme Court thereof pertaining to the taking of depositions for the purpose of discovery; taken before BECKY L. DAWSON, CSR, a Notary Public in and for the County of Winnebago, State of Illinois, at 2309 West Whiteoaks Drive, Suite A, Springfield, Illinois, on the 22nd day of October, 2025, commencing at 11:06 a.m.

APPEARANCES:

KICKHAM HANLEY, PLLC
BY: MR. GREGORY D. HANLEY, ESQ.
40950 Woodward, Suite 306
Bloomfield Hills, MI 48304
Email: Ghanley@kickhamhanley.com
Phone: (248) 544-1500

Appearing on behalf of the Plaintiff;

CITY OF CHICAGO, DEPARTMENT OF LAW
REVENUE LITIGATION DIVISION
BY: MR. SCOTT M. CROUCH, ESQ.
2 North LaSalle Street, Suite 350
Chicago, IL 60602
Email: scott.crouch@cityofchicago.org
Phone: (312) 744-8369

Appearing on behalf of the Defendant, CITY OF CHICAGO;

HOLLAND & KNIGHT
By: MR. MAXWELL HANSEN
150 North Riverside, Suite 2700
Chicago, IL 60606
Email: maxwell.hansen@hklaw.com
Phone: (312) 578-6666

Appearing on behalf of Maximus Consulting Services, Inc., and the witness, Kurt Sames.

ALSO PRESENT: MS. JAMIE WARROW
MS. SUSAN JORDAN
MS. SUNNY BAXTER
MS. ASHLEIGH K. GALVIN

I N D E X

WITNESS PAGE
KURT SAMES
Examination by Mr. Hanley. 4
Examination by Mr. Crouch. 114
Further Examination by Mr. Hanley. 118

E X H I B I T S

DEPOSITION EXHIBITS PAGE
*Exhibit No. 23 was introduced 21
*Exhibit No. 26 was introduced 87
*Exhibit No. 33 was introduced 51
*Exhibit No. 34 was introduced 15
*Exhibit No. 35 was introduced 45
*Exhibit No. 36 was introduced 38
*Exhibit No. 37 was introduced 38
*Exhibit No. 38 was introduced 78
*Exhibit No. 39 was introduced 86
*Exhibit No. 42 was introduced 49

*All exhibits introduced were previously marked for identification and are not attached hereto.

COURT REPORTER: The deposition of Kurt Sames is being conducted remotely via Zoom videoconference by agreement of the parties. Today's date is October 22, 2025, and the time is 11:05 a.m.

The witness is located at 2309 West Whiteoaks Drive, Suite A, Springfield, Illinois. My name is Becky Dawson, and I am the court reporter. At the conclusion of today's deposition, I will ask that counsel place their orders on the record. Thank you.

(Witness sworn.)

KURT SAMES, called as a witness herein, upon being first duly sworn under oath, was examined and testified as follows:

(Witness sworn.)

EXAMINATION

BY MR. HANLEY:

Q Good morning, Mr. Sames. Did I pronounce your name correctly?

A Yes.

Q All right. Can you hear me?

A Yes.

Q Okay. My name is Greg Hanley, and I am a lawyer for the Plaintiff in the case of Farmer versus City of Chicago. Are you generally familiar with the existence of

Page 5

the lawsuit?
A Yes.
Q Okay. Do you understand that one of the issues is the City of Chicago's allocation of costs to the water and sewer funds?
A Yes.
Q Okay. And when did you first become aware of lawsuit?
A When I started being contacted by our attorneys.
Q Okay.
A The attorneys.
Q In the recent past?
A Yes.
Q Okay. And I will represent to you that the case has been pending since September of 2021. So you didn't know about the case around the time it got started, correct?
A I don't believe so, no.
Q Okay. And it is my understanding that you are a current employee of Maximus Consulting Services, Inc.; is that correct?
A Yes.
Q All right. And can we refer to that as Maximus for shorthand in the deposition?
A Yes.

Page 6

Q Okay. It is also my understanding that you have been involved in cost allocation plans for the City of Chicago in the past and currently, correct?
A Yes.
Q And our lawsuit has to deal with time periods from 2016 on. Have you been involved in the cost allocation plans since at least 2016?
A Not for that entire period, no.
Q Okay. What periods of time were you not involved?
A Probably the first two years of that period I was not, and then I phased into it along the way.
Q Okay. So if we were looking at -- we are going to -- I am going to show you, obviously, some of these cost allocation plans or at least some excerpts from them, but if you were doing a cost allocation plan for, say, fiscal year 2020, you would agree with me that that was done based on historical financial information, correct?
A That was based on actual -- that was based on actual physical 2020 cost information.
Q Okay. And so that would have been done at some point after the close of 2020 because you wouldn't have had actual cost information until after that time, correct?
A That's correct.

Page 7

Q So would it be fair for me to assume that you were involved in the cost allocation plans that were done for fiscal year 2020 --
A Yes.
Q -- at whatever time?
And so other than those first two years and then you had phased in, since at least 2020, have you been consistently involved in the preparation of the cost allocation plans for the City of Chicago?
A Yes.
Q Okay. You would agree that for each year, Maximus would typically provide or compile two cost allocation plans?
A No, I do not agree. We actually did three cost allocation plans.
Q Okay. Well, I'm aware of what has been called the full cost allocation plan. That's one of them, correct?
A Yes.
Q And could we call that the full cost plan in the deposition?
A Yes.
Q And then there is also an indirect plan prepared in compliance with federal regulations, correct?
A There are two of those, yes.

Page 8

Q Okay. What are the -- how are they distinguished, the indirect plans?
A One is a budget -- is a plan based on budget costs for a particular year, and one is a plan based on actual costs for a particular year.
Q Okay. So are the budget cost allocation plans done prospectively?
A No. It is same as the full. We have to wait until that year is over. Well, the budget plan, yes, we can do that. Before we know the actual costs for that year, we will know the budget costs for that year --
Q Okay.
A -- so that's done first.
Q Okay. But the other, if there is an indirect plan that is done based upon historical, that's a separate item?
A Yes, that's the actual plan.
Q Okay. And that's the one that gets submitted to the government for compliance purposes?
A Both the budget plan and the actual plans do, yes.
Q Right. But the full cost plan is not submitted to the government, correct?
A That's correct, it is not federally-approved.

Page 9

Q Okay. And for purposes of my questioning, I am going to leave aside the budgeted plan because I am not planning on asking you about those.

So for the indirect plan, that's done based on historical information, can we call those the "indirect plans," or what would you want me to call them in the deposition?

A Call what?

Q The --

A The federally-approved plans?

Q Yes.

A You can call them "the federally-approved plans."

Q Okay. Okay. That's fine.

Does the federal government actually issue an approval of those cost allocation plans?

A Yes.

Q Okay. And who does that for the government?

A For the federal government?

Q Yeah.

A We get three -- four of our -- well, we prepare indirect rate proposals, based on those two plans that get submitted, and four of them go to the Department of Health and Human Services, and the remaining 11 that we do go to the State's Grant Accountability and Transparency Unit at

Page 10

the State of Illinois.

Q Okay. What is the purpose of preparing the full cost plan?

A Full cost plans are prepared generally to -- in order to bill out special funds for the overhead services that they absorb.

Q But what's the distinction between the federally-approved plan and the full-cost plan?

A The full-cost plan doesn't have to use the same rules and regulations that the federally-approved plans do. You can -- and then that's -- you can use costs that would be otherwise unallowable in the federally-approved plan. You can include those in a full-cost plan.

Q So, for example, things like the mayor's office and the city council are excludable under the federal plans but are included in your full-cost allocation plan?

A That's correct.

Q And public safety, like police and fire, are excluded from the federal plan but included in the full-cost plan?

A Yes.

Q And that's because the federal government deems police and fire expenses to be provided to the general public as opposed to specific departments of the city,

Page 11

correct?

MR. HANSEN: Object to the form.

THE WITNESS: Yeah, I can't tell you why they don't want to help pay for those things, but they don't.

BY MR. HANLEY:

Q All right. Fair enough.

In the times that you have been working with the city to prepare the cost allocation plans, who were your points of contact at the city?

A Well, I get a lot of information from various people, but my main contact is a guy named Rick Girven.

Q Did you say Girven?

A Girven, G-i-r-v-e-n.

Q Okay. Is he in the Comptroller's office?

A He is in the Finance Division, yes.

Q Okay. Has that been true for the entire time you have been working on the cost allocation plans for the city?

A Yes.

Q Okay. Anybody else at the city that you have contact with?

A Michelle James.

Q And who is she?

A She is deputy comptroller, I think.

There is also a guy named Alex Kasanin.

Page 12

MR. CROUCH: Can you please spell his last name?

THE WITNESS: Alex?

MR. CROUCH: Yeah.

THE WITNESS: K-a-s-a-n-i-n.

MR. CROUCH: Thank you.

BY MR. HANLEY:

Q Okay. And what is the purpose of your interaction? Well, first of all, is there anybody else that you would want to mention as somebody that you would interface with on more than a random basis?

A No, not really, no.

Q Okay. And what is the nature of your interaction with Mr. Girven?

A Rick is who I submit everything to. He is the one that submits the rate proposals to the federal government and to the State of Illinois. If I ever need any information, that I haven't already received from other people, then he will step in and run some interference for me, but he can generally answer questions that I don't know the answers to, so I ask Rick first.

Q Okay. And I would assume that the city provides you with source documentation that you use to prepare the plans?

A Yes.

Page 13

Q Is that correct?
A Yes.
Q And can you describe for me the types of source documentation that you were provided in connection with the preparation of the plans?
A For the full-cost plan, we use actual costs from a report that's called the A-613 Report.
Q Okay.
A It is a financial report that lists all of the expenses by, you know, account code, by department, actual expenses --
Q Okay.
A -- so that's the source of a lot of information. We get position counts. If we ever have to use position counts for an allocation statistic, we get those out of the budget documents, the budget ordinances, and --
Q Okay.
A -- then we'd request information from various departments to help us allocate -- to help us get allocation statistics --
Q All right.
A -- things like for the procurement -- do you want me to go on?
Q Yes.

Page 14

A So, like, for the procurement office we will ask for them to give us some reports that tell us how many procurement transactions they make for each department. We look to the 2FM, the Fleet and Facility Management Office to give us square footage information and various other reports to help us, again, with allocation statistics.
Q Okay. Are you familiar with the city's budgets?
A Somewhat, yes.
Q All right. That's a document you encounter in the course of your work, correct?
A Yes.
Q Okay. So you are familiar with the format of the city's budgets?
A Yes.
Q Our case has to do, in part, with the allocations of expense to the water and sewer funds. You understand that, correct?
A Yes.
Q Do you know what use the city makes of the information in the plans relating to the water and sewer funds?
A I don't.
Q So you don't know?
A I can assume what they are doing with the

Page 15

information, but I don't know. They don't show me the reports that they generate.
Q All right.
(Cross-talk.)
THE WITNESS: No.
BY MR. HANLEY:
Q Sorry, I keep stepping on you. I think sometimes you are done, and you are not, so I will try to do better.
Do you know -- do you expect that the city uses the cost allocations to water and sewer in deriving the water and sewer rates that it charges its citizens?
MR. CROUCH: Objection, foundation. Go ahead.
THE WITNESS: Yeah. I don't know. I don't know how what we do affects the water and the sewer rates.
BY MR. HANLEY:
Q Okay. All right. Fair enough. All right. I want to talk briefly about the methodology that is applied to prepare the plans, and I am going to show you excerpts from what we have marked as Exhibit 34, which is the Full Cost Allocation Plan For Fiscal Year 2020. I will share that with you.
Okay. Can you see this, sir?
A Yes.
Q And I am going to go to page A-4. It is a normal

Page 16

component of these plans to have a description of the methodology that Maximus applies, correct?
A Yes, it is.
Q And that's contained in Section A, correct?
A There is an overall description there, yes.
Q Yes, and -- but what I'm saying is this methodology is not specific to the City of Chicago. Would that be fair to say?
A That would be fair to say, yes.
Q Okay. All right. So let me find page -- I apologize.
Okay. Now, I want to refer your attention to the Section A.2.3 "Establishing the Statistical Measurements or Basis for Allocation."
Do you see that?
A Yes.
Q Would you agree with me that one the important components of a cost allocation plan is to determine the most equitable and meaningful basis for allocating each activity within each central service department, correct?
MR. CROUCH: Object, form of the question.
BY MR. HANLEY:
Q And it says here, "Consideration is given to determining the measurement that most appropriately

Page 17

demonstrates its relationship to the receiving units."
Is that a correct statement of --
A Yes.
Q -- what the goal is?
A Yeah.
Q And it says, "For example, an activity is driven by the number of employees within the benefitting departments can be allocated by number of employees." Correct?
A Yes.
Q All right. So if the wrong statistical measurement is used, then it would call into question the validity of the allocation, correct?
A Yes.
Q I mean, if you allocated it based on hair color or something like that, that probably wouldn't lead to the most effective allocation, correct?
MR. CROUCH: Object, form of the question, vague.
THE WITNESS: Probably not, but it could. It could. It could make for a fair distribution of those costs. Sometimes we allocate costs on a statistic that has nothing to do with that activity, that provides for a fair allocation of those costs.
BY MR. HANLEY:

Page 18

Q Okay. Can you give me an example?
A Not off the top of my head, no.
Q Okay. And then the next Section, A.2.4, "Accommodating Exceptions and Adjustments," it says, "Applicable cost adjustments for unallowable cost and/or capitalized assets are incorporated into the appropriate schedules. Credits for direct billings, special revenues, et cetera, are entered into the computation."
That's a correct statement of the process, correct?
A Yes.
Q And when it says, "Credits for direct billings," does that mean if a receiving department is paying directly for services from a central services department, those direct billings or direct payments have to reduce the allocation that, otherwise, would go to that receiving department, correct?
A That's generally what that means, yes.
Q Okay. And that's done to prevent double recovery of the same cost, correct?
A Correct.
Q All right. Should the cost allocations take into account -- strike that.
If the receiving department received services

Page 19

from a central services department but also provided services back to that central service department, should those -- the value of those services be taken into account?
A That's between you and the water fund and the city, or whatever department it is you are talking about, that's between them and the city. We can't -- we are not doing the cost allocation plan for that receiver of cost. We are doing it for the City of Chicago.
Q All right. So it is fair for me to assume that the cost allocation plans do not contain an analysis of any kind of value of services going back from any receiving department to any central service department?
A Yes, that's correct.
Q Okay. In other words, if the water fund of the City of Chicago is supplying water to the corporate fund, the value of that water is not reflected in your cost allocation plans?
MR. HANSEN: Object to the form.
MR. CROUCH: Join.
BY MR. HANLEY:
Q Go ahead.
A I don't know how to answer that question.
Q Why do you not -- why do you say you can't answer that?

Page 20

A Because I don't know what the relationship is between the Water Department and the City of Chicago.
Q No, no, I understand that, but all I am asking you is at it relates to your work in your plan. If, for example, the water fund does supply water to other funds of the city, the value of that is not reflected in your plans, correct?
MR. HANSEN: Object to the form.
THE WITNESS: Can you say that again? I'm sorry.
BY MR. HANLEY:
Q If, for example, the water fund supplies water to other funds of the city, that -- the value of that is not reflected in the cost allocation plans, correct?
A That's correct.
Q All right. And the two aspects of the methodology that we just went over, A.2.3 and A.2.4, have those been in place throughout the time you have been working on the Chicago plans?
A Yes.
Q All right. Now, I am going to show you a couple of excerpts from the city's budget for 2020, and I want to refer to page 8. I will spin this the right way when I get there.
MS. JORDAN: What exhibit number is this?

Page 21

MR. HANLEY: 23.
MS. JORDAN: Thank you.
BY MR. HANLEY:
Q Okay. I just have a couple questions about this. This is page 8 of the city's 2020 budget, and this is Summary D for the water fund. Have you seen this before?
A No, I have not.
Q If not this specific document -- I'm sorry, if not this specific document, another budget, so you are familiar with the way the water fund expenses are presented?
A Yes. I haven't ever seen this particular schedule though. I have not ever looked at it.
Q Okay. But you would agree with me that there are direct allocations of expense of other departments in the city that are in the water fund budget, correct?
A Yes.
Q Okay. And you are aware of these direct allocations because in the course of your work you have to take them into account when you are doing your indirect, correct?
A That's correct.
Q All right. And does Maximus do any sort of investigation into the direct allocations?
A No, we don't.

Page 22

Q So these are supplied by the city, and Maximus takes these and has to take them into account in its plan but doesn't independently verify, for example, if the $3.1 million of department finance personnel services is correct or incorrect?
A Yes, that's a fair statement.
Q All right, fair enough.
Do you know where in the city's budget your cost allocations from the full plan go into the budget?
A Uh, I could probably find it, but I don't know off the top of my head.
Q All right. Let me show you -- bear with me. There is a -- in the water fund there is a subdepartment called finance general, and I am going to show you in the 9600 here at the bottom, it says, "To reimburse the corporate fund for indirect costs chargeable to the fund," in amount for this year $67 million.
Do you see that?
A Yes. This is on page 276 of Exhibit 23. Is that where your indirect cost allocations come into play in the budget to your knowledge?
MR. HANSEN: Object to the form, asked and answered.
MR. CROUCH: Objection, form, foundation.
THE WITNESS: I don't know what they do with our

Page 23

numbers as far as the budget goes.
BY MR. HANLEY:
Q Okay. Now, I want to show you, again, Exhibit 34, and I want to walk through the application of the methodology to the department the Office of Inspector General.
A Okay.
Q I apologize. Okay. The plan notes that --
(Cross-talk.)
MR. CROUCH: I'm sorry, what's the Bates Number on this page so I can mark it down in my notes?
MR. HANLEY: It's C-107 but it is 26,288.
MR. CROUCH: Thank you very much. I appreciate it.
BY MR. HANLEY:
Q Okay. So there are four -- the Inspector General expenses are broken up into four different cost centers, correct?
A Cost pools, yeah.
Q And then water and sewer each have their own cost pool, correct?
A Yes.
Q And costs have been allocated to each of those pools after direct bill costs have been excluded, correct?
A Correct.

Page 24

Q And, again, that's to prevent double recovery of the same costs, correct?
A Yes.
Q Okay. So I just want to walk through, so I understand how the numbers are derived. It starts out with a first allocation of expense, correct?
A That's correct. That's the first allocation. We do a double step-down.
Q Okay. I am going to get into that, but I just want to go step by step.
The first allocation you start by taking the expenses that are shown in the financial statements, correct?
A Correct.
Q And then these cost adjustments are an add-back of the direct billed expenses to the various other funds or departments, correct?
MR. HANSEN: Object to the form.
THE WITNESS: Yes, these are -- the adjustments are costs that come from other funds that we're showing here, yes.
BY MR. HANLEY:
Q Right. But they get added, not subtracted, correct?

Page 25

A Well, they are not going to be added.
Q No. Again, let's go slow. In this first allocation, they are added, not subtracted, correct?
A Okay. Yes, they are brought into this chapter as a cost adjustment, so, yes, they are added here.
Q Okay. So 2.8 gets added to 6.1, and then there are additional inbound costs as part of the first allocation, correct?
A Yes, for the departments that came before this one in the plan, those can come in during the first allocation.
Q All right. And the difference between the first allocation and the second allocation of the departments that are in the second allocation is what?
A Basically it is because they came after this chapter. Costs were allocated after this one. After the Inspector General -- after the Inspector General, we go down to budget management and allocate. The city comptroller then -- we have to do these sequentially. These allocations don't happen all at once.
Q Okay. I am just trying to understand it, sir. I am not contesting you.
A So, for example, when law allocates a cost to the Inspector General, we have already gone through once, so we

Page 26

can't do that until we go around and do it the second time.
Q Okay. Fair enough. But as part of the first allocation, you add about $3 million of expenses, correct?
A That's correct.
Q And that results in the total to be allocated after the first allocation of about $12 million, correct?
A Yes.
Q And then the second allocation adds another rough $1 million, so that the total amount allocated is $13 million?
A Right.
Q All right. But the $12 million, that's the first allocation, includes direct costs for water fund, sewer fund, Midway and O'Hare, correct?
A Yes.
MS. JORDAN: Have you identified the page number you are talking about here because there's a lot of numbers on here.
MR. HANLEY: It's C-101.
MS. JORDAN: Okay. Thank you.
BY MR. HANLEY:
Q All right. So then there is the next page, C-102. What is the purpose of this allocation?
A To just then show what are the accounts that make

Page 27

up those amounts, so $5.3 million is salaries. Postage is $1,856 and so on.
Q Okay. So -- and water and sewer are the last two columns on this page, and then the cost adjustments, that 989,775 number for the water fund and the 565,553 number for the sewer fund, those are the direct bills, correct?
A Yes, correct.
Q Okay. So this continues onto page 1-0 -- to C-103, and, again, what is the purpose of this exercise?
A Which exercise?
Q Well, on the top of the page, that first allocation is separated into corporate water and sewer. Do you see that?
A Right, that's where we are going to allocate the $12 million of the first allocation.
Q Right. And I am asking you, how is that allocation -- why does water get 995,000 and corporate get $9.5 million of the 12?
A Because that's actually where the costs were, that's how the -- it was done. That was the fund breakout of those $12 million.
Q Right, I understand that, but what is the allocation basis?
A Well, that's on the next page.

Page 28

Q Okay.
A We started with that.
Q On 104?
A It's after this, after this page.
Q Okay. I think I know where it is at. It's 107.
A Yeah, so here is where we are going to allocate the corporate function. The costs of that corporate column we are allocating right here to basically all the city departments, less -- we are not including water, sewer, Midway or O'Hare in this allocation.
Q Okay. And I get that. And you are allocating it based on the position count, less the water, sewer, Midway and O'Hare, correct?
A Correct.
Q So, in other words, if a department has 1 percent of the total positions of all of the people that are included, they get 1 percent of this cost?
A That's correct.
Q Okay. So I think I understand that for the 9.4, but then we get to the water fund allocation, and you would agree with me that there is a gross allocation of 995,000 and change, correct?
A Correct.
Q And then you back out direct billed expenses of

Page 29

989,000 and change, correct?
A Right, yes.
Q And then you add the additional allocations from Step 1 and Step 2, and those net out to be $130,948, correct?
A Yes.
Q So that -- but the total allocation is $1.1 million, but when you back out the direct billed, you end up with $131,000 basically?
A Right.
Q Okay. And the allocation basis is exclusive allocation to water fund?
A Yes.
Q How is that -- first of all, what is an exclusive allocation?
A That just means we are only going to allocate it to one cost objective, and in this case it is the water fund.
Q Okay. What is the allocation basis?
A It's an exclusive allocation to the water fund.
Q Right. I understand that, but what determines -- what statistical measurement did you use to come up with $995,442 as the gross allocation?
A It is because we have to assume that those people

Page 30

that are paying with that $989,000 are working on water fund matters.
Q No, no, I understand why you are backing out the direct billed, but there is a gross allocation here of 995,000 and change, correct?
A Right, yes.
Q Where does that number come from?
A It comes from the costs above. In the above schedules, there are costs that come into this chapter from other central service departments that have to get spread to the different functions in this office, so that's -- some of those costs are shared by the people that are working on the water fund stuff and the sewer fund stuff and the O'Hare and the Midway stuff.
Q I understand that, but when you allocated this expense to the corporate fund, you described the allocation basis as position count, less water, sewer, Midway, O'Hare, correct?
A Yes.
Q There is no description of the allocation basis for water or sewer, correct?
A Well, it wouldn't matter. If we are only allocating it to one thing to an exclusive allocation, we could have put any number we wanted to for the allocation

Page 31

units. We could have said it was a position count and put 330 people. It's all going to go to the water fund on that schedule.
Q Well, I understand that, sir, but you don't think it matters? You could put any number? Did you really just say you could put any number in there?
A For the allocation units, yes.
Q There would not need to be a statistical measurement to justify the $995,000 that gets allocated to the water fund?
A No. The allocation units do not -- are not allocated. They are not dollars. They are allocation units. They don't matter. They don't -- they are not expenses. We know in that second -- on the next page we are going to allocate that cost just to the water fund.
Q I understand that, but you don't make it up out of thin air, do you?
A No.
Q Why does that 995,000 not say $2 million or $10,000?
A Because it includes the 989,775 and a little more that came through on the first allocation.
Q No, my question, sir, goes to the gross allocation of 995,442. That's a portion of the $12 million

Page 32

from the first allocation, correct?
A Yes.
Q Okay.
MR. HANSEN: Can we just -- I know this is complicated stuff to talk about, but let's just lower the temperature a little bit and speak civilly to each other. Thanks.
MR. HANLEY: Oh, I apologize. I didn't think -- I was speaking distinctly, but I didn't think I was --
MR. HANSEN: Totally fine.
BY MR. HANLEY:
Q Okay. What I am trying to get at, sir, is --
A Can we go back up?
Q Yes, because one of the things you had to do after you came up with the $12 million for the first allocation --
A Okay.
Q -- you had to split it up.
A This is where you see the water fund's 995,442, and go up a little more, now. It's the 989,775, and then they got, some of that is we are calling the inbound, all others. They got another $5,676 of that. Corporate got $1,000 of that.
Q All right. But the 989, that's the direct billed. That's not the first allocation.

Page 33

Let me show you page C-103. The first column of this documentation takes the first allocation of $12 million and splits it up in the corporate water and sewer, correct?
A Yes.
Q And that 995,442 for water matches up with the number on C-107 as the first allocation, correct?
A Right.
Q All right. That -- the allocation to corporate, the 9.4 is described, and there is an allocation basis that is based on head count, correct?
A Right, correct.
Q You justified the corporate allocation by taking that 9.493 million and allocating it among the various benefitted departments, correct?
A Correct.
Q All right. And -- but the water allocation is -- the work is not shown for lack of a better phrase, correct?
MR. CROUCH: Objection, form.
THE WITNESS: Our assumption is that those people that are represented by that 995,000 salary amount are working on -- just on water matters.
BY MR. HANLEY:
Q So you are saying to me that the 995,000 allocation is a direct allocation?

Page 34

A It is a direct allocation to the water fund, yes, because that's what our assumption is. That's the only thing they are working on is water department matters.
Q So is it tied at all to the direct bill?
A I don't --
MR. CROUCH: Objection, vague.
THE WITNESS: -- understand the question.
BY MR. HANLEY:
Q Well, this is supposed to be an allocation of indirect costs, and then it gets reduced by the direct bill, correct?
A Correct.
Q Okay. So going back to C-107, the gross allocation of 995,000 is here, correct?
A Correct.
Q So that's different than what is directly billed?
A It is different a little bit.
Q Right. And my question is, why would you be making a gross allocation of Inspector General expenses to the water fund if you are assuming that everything is directly billed?
A I don't assume that everything is directly billed.
Q All right. So is your testimony that Maximus

Page 35

investigated how many people served exclusively the water fund --
MR. HANSEN: Objection.
BY MR. HANLEY:
Q -- and that that somehow became a gross allocation?
MR. HANSEN: Objection to form, mischaracterizes his testimony.
MR. CROUCH: Join.
BY MR. HANLEY:
Q I am asking you. Is that your testimony?
A No, we didn't investigate anything.
Q Well, then how did you come up with the $995,000?
MR. CROUCH: Objection, asked and answered.
THE WITNESS: This is a cost allocation plan. That's how it works.
BY MR. HANLEY:
Q Do you just make up a number?
A No, it is not made up.
Q All I am asking you -- and I will move on -- I need to know how the $995,000 number was derived.
MR. CROUCH: Objection, asked and answered.
BY MR. HANLEY:
Q What is the statistical measurement that was

Page 36

used?
MR. CROUCH: Objection, form, foundation.
THE WITNESS: It's the $989,775 plus the $5,667 that came in through the first allocation.
BY MR. HANLEY:
Q That doesn't tell me how the nine -- that just says you added 5,667 to the direct billed?
A And that's what happens here in this case.
Q All right. So the 995 isn't independently-derived using a statistical measurement, like --
A And that's not the final number. The final number here is 130,948.
Q Okay. I understand that, but I keep coming back to this. And if you tell me you don't know, then tell me you don't know.
The gross allocation of 995,442, what was the statistical measurement that Maximus used to come up with that number?
MR. CROUCH: Objection, form, foundation.
THE WITNESS: I don't know how to answer that question.
BY MR. HANLEY:
Q Okay. But we can agree on one thing, that the $12 million that gets allocated on C-103, however that gets

Page 37

split up, because the plan doesn't tell us, but there is a first allocation of $12 million that gets somehow split up between corporate water and sewer, correct?
A And O'Hare and Midway on the next page.
Q Okay. And O'Hare and Midway on the next page. But the $12 million includes the direct billed expenses?
A Yes, it does.
Q Okay. So to the extent that when you then allocate the $12 million, the $12 million, the amounts that are assigned to each of the corporate water, sewer, Midway, and O'Hare, include the direct costs?
A Yes.
Q Okay.
MR. HANSEN: Greg, at the top of the hour, which is in five minutes or so, do you think we could take a 15-minute break or so?
MR. HANLEY: Yeah, as long as the court reporter marks the time, we can take a break now.
MR. HANSEN: So we can come back at 12:10 Central?
MR. HANLEY: Yeah, that's fine.
MR. HANSEN: Does that work for everybody? All right.
MS. GALVIN: You can just put your audio on mute and go off video.
THE WITNESS: Are we doing that right now?

Page 38

MS. GALVIN: Yeah, we will just come back in 15 minutes.
(Brief recess.)
BY MR. HANLEY:
Q I am going to show you, sir, two exhibits previously marked as 36 and 37, and what this is is a comparison of the actual allocated costs by department in the full cost allocation plan and the same type of information for the indirect plan, okay?
A Okay.
Q Now, I just -- we will go into other exhibits for more detail on what these numbers are, but we were speaking earlier in the deposition about certain types of expenses or certain central service departments that aren't allocated in the indirect or the government-approved plan versus the full-cost plan.
Do you remember that testimony?
A Yes.
Q And I am trying to -- you would agree with me that Inspector General is not allocated in the government-approved plan?
A Yes, that is correct.
Q And why is that?
A Because the federal government doesn't want to

Page 39

help the city pay for that.
Q Okay. So that would be deemed to be an unallowed expense?
A Yes, general government or unallowable.
Q Okay. And then --
A Whatever you call it, it is not allowable.
Q Okay. And then, it also looks like the department called buildings is in the full cost allocation plan but not in the government-approved plan. Is that correct?
A Yes.
Q And why is that the case?
A Same reason.
Q Okay. What does the buildings department provide?
A I can't answer that question.
Q But it was excluded from the government-approved plan because it is considered unallowable for general government?
A Probably.
Q Okay. And, by the way, are you responsible -- and maybe other people were as well -- but responsible at Maximus for making these allocations?
A I am not sure. What do you mean?

Page 40

Q Well, the numbers, for example, the numbers that appear, I mean, these are numbers that you vet and validate before the plan is finalized, correct?
A Yes, we input the -- all of the numbers on the schedule are coming out of the cost allocation process, yes.
Q Right. Okay. So another department that appears to be on the full-cost plan but not on the government-approved plan is something called STS General. Do you see that?
A Yes.
Q And why is that in the full-cost plan and not in the government-approved plan?
A Same. Same reason.
Q Okay. And there is also a department, Emergency Management and Communications 58, that's allocated in the direct plan but not the government-approved plan. Is your answer the same for that?
A Yes.
Q All right. And then there is Police General allocated in the full-cost plan but not in the government-approved plan, correct?
A Correct.
Q And is that the same reason why it is not in the indirect plan?

Page 41

A Yes.
Q And then finally, there is an allocation of Fire, General that's in the full-cost plan but not in the indirect plan, correct?
A Yes, correct.
Q All right. And, again, finally the same reason, right?
A Yes.
Q Okay. In the -- you'd also agree with me that some of the departments that are in both plans have different amounts of allocations?
A Yes.
Q For example, finance committee allocation to the water fund in the full-cost plan is $1.3 million, correct?
A Yes.
Q But in the indirect plan the finance committee allocation to the water fund is only 213,000 and change, correct?
A Correct.
Q And I will show you some documents, but do you know why those amounts would be different between the two plans?
A Well, we are allocating more dollars in the full-cost plan to everyone.

Page 42

Q Okay. Let me go back to Exhibit 34. And this for everybody is Exhibit 34, page C-156, and does this nature and extent of services describe the cost that you were allocating for the finance committee for 2020?
A Okay, yeah.
Q So the finance committee of the city council includes staff responsible for the administration of the city's workers' compensation program; is that correct?
A That's what it says.
Q Well, I am asking you if that's your independent knowledge. You wanted to be accurate in this, correct?
A Yes. That's my understanding, yes.
Q So the unit processes all plans for medical payments and salary continuation under city regulations and state law.
Do you see that?
A Yes.
Q Has that continued through today?
A As far as I know, it has.
Q Okay. And then it says, "Cost of workers' compensation administration have been allocated based on the number of workers' compensation vouchers processed in 2020 per department."
Do you see that?

Page 43

A Yes.
Q And the allocation basis is you look at the number of workers' compensation claims that had been processed per department and assigned the total expenses that you are allocating based upon the percentage of each, allocable to each department. Would that be fair to say?
A We use the number of vouchers by department to allocate the cost of this committee.
Q Okay. So let's look at those costs. It says expenditures per financial statement is -- and the first allocation is zero. Does that mean that their financial statements do not have a finance committee line item?
A Not necessarily. It just means we're not -- we are not going to show that here. We are not going to include that here.
Q Okay. But you do include about 5.7 million. The bulk of this first allocation is city council costs, correct?
A Correct.
Q And do you know where those numbers come from?
A It comes from that chapter of the plan, yes.
Q So you take -- we could go to the city council 15 in the same plan, and that's where that number is sourced from?

Page 44

A And we would see how we got there, right.
Q Okay. All right. So, now, you'd get to the Schedule 4, which are the detail activity allocations -- let me get down to the number -- C-159. These are allocated based upon -- allocation is total number of workers' comp vouchers processed in 2020; is that correct?
A Yes.
Q And allocation source is the Workers' Comp Division funded by classification report.
Do you see that?
A Yes.
Q And that report, it shows the total number of those vouchers that with were submitted, correct?
A Yes.
Q Okay. So just to make sure I understand the computation here, there are 87,359 vouchers in total submitted by all of the city departments that are listed here, correct?
A Yes.
Q And the water fund had 15,331 of those, correct?
A Correct.
Q And so the water fund got allocated 17.55 percent of the total expenses that are going to be allocated here, correct?

Page 45

A Correct.
Q And so if we go over the final column, the total expenses allocated are almost 7.5 million, and the water fund is allocated 1.3 million of that amount, correct?
A Correct.
Q And that's to pay or to reflect the value of the services provided by the finance committee in processing and dealing with these workers' compensation claims, correct?
A Correct.
Q All right. Now, I want to show you what has been marked as Exhibit 35, which I will represent to you is "Government-Approved Plan for Fiscal Year 2020." Do you recognize it as such from the title, correct?
A Yes.
Q Okay. And I want to, I want to look at corresponding information on this Exhibit 35 of page C-67, so this is the nature and extent of services division or the document in the government-approved plan, and would you agree with me that the description of the nature and extent of the services is the same as in the full-cost plan?
A Yes.
Q Okay. And -- but when we go to the costs that would be allocated, the total allocation is about $1.2 million instead of 7.4 million, correct?

Page 46

A Correct.
Q And I think we can agree that the major reason for that difference is that there is much higher allocation to city council expenses in the full-cost plan?
A That looks to be the case, yes.
Q Okay. Why does this -- why does the government-approved plan have expenditures per financial statement of $647,229, but the full-cost plan does not. It has zero?
A I don't know the answer to that question. We obviously chose not to show that in the full-cost plan.
Q All right. What is the basis for including roughly five some million dollars of city council expense in the full cost but not in the government-approved plan?
A Because the city council costs are not allowable in the government-approved plans.
Q Okay. Well, do you have some city council expenses in this government-approved plan, correct?
A Some, yes.
Q And how do you determine which are allowable and which are not?
A That's what we have to do. We have to make those determinations.
Q Okay. All right. Now, I want to go to the

Page 47

allocation page, and would you agree with me that the number of workers' comp vouchers processed for the water and sewer funds in the government-approved plan is exactly the same as the number processed in the full-cost plan?
A Yes, it should be.
Q All right. And so the difference in the allocation is not based upon any difference in the amount of work that is being done, correct?
A Correct.
Q All right. But yet in one plan, the allocation to the water fund is 1.3 million, that's the full-cost plan, but in the government-approved plan it is only 213,654, correct?
A Correct.
Q All right. Did you ever become aware that the city had stopped doing its own workers' comp processing?
A No.
Q Is it your belief that they are still doing it today?
MR. CROUCH: Objection, foundation.
THE WITNESS: I don't have a belief on that. I don't know.
BY MR. HANLEY:
Q Well, if the city had, in fact, outsourced it, it

Page 48

wouldn't be appropriate to continue to allocate the finance committee expenses, at least in the way that they have been allocated here, correct?
A Well, I don't know.
MR. CROUCH: I just want to make an objection for the record. Objection, foundation, states facts not in evidence, misstates prior testimony.
Sorry, you can go ahead. Sorry to interrupt.
THE WITNESS: That's okay. I don't believe that the city council -- this committee is processing workers' comp vouchers. They are probably reviewing them, looking at them, making sure that they are okay, authorizing them for payment maybe. I don't know, but they are probably not processing the vouchers themselves. If they outsourced it, that expense is somewhere else.
BY MR. HANLEY:
Q Right. My question is, do you know how they do it? Well, strike that.
Don't you need to know what they do in order to allocate the costs?
MR. HANSEN: Objection to form.
MR. CROUCH: Join.
THE WITNESS: We would like to know. We have always assumed this is what they do, and it has never been brought

Page 49

to our attention that that's not what they do.
BY MR. HANLEY:
Q All right. Again, I am just trying to get facts. The implications of the facts will be decided by somebody different, but when you describe this activity that your cost to -- you're allocating costs to other departments, you say that it processes the unit of the city council -- employees of the city process all claims for medical payments and salary continuation under city regulations and state law, that's a correct statement of your understanding in 2020 and today, correct?
A Yes, that is our understanding of what happens there, yes.
Q All right. But if for whatever reason the city hired a third party entity to do the work that the finance committee had been doing, that is something that would be relevant to the cost allocation plans, correct?
A It would, yes.
Q And you would want to -- you may -- if there is costs incurred from the third-party, you would need to reflect that cost somewhere in your plan, correct?
A Correct.
Q Okay. Let me show you what I have marked as Exhibit 42, and this is a June 13, 2019, press release from

Page 50

the Office of the Mayor, who was Mayor Lightfoot at the time, announcing reforms to the Workers' Compensation program. And the headline is, "Following independent audit, city to reform workers' compensation program and improve services to injured employees."
Have you ever been made aware at any time of reforms to the city's workers' compensation program?
A No.
Q And it says, there was audit done and that -- the last sentence of the first paragraph says, "The auditor revealed that the city's workers' compensation program had widespread deficiencies, driven by the lack of training for administrators, fraud controls, and clear policies needed to enforce consistency in investigations and claim administration."
Do you see that?
A Yes.
Q Has anybody ever made you aware of that?
A No.
Q Okay. And then it says in the middle of this page, "To professionalize the workers' compensation program, the city will partner with Gallagher Basset, the leading international public sector claims administrator, as well the Gallagher Global brokerage risk program administrator's

Page 51

team to best serve the workers' compensation needs of the city."
Do you see that?
A Yes.
Q Has anybody ever told you that Gallagher Basset had supplanted the city's own employees to deal with workers' compensation claims?
A No.
MR. CROUCH: Objection, form, foundation.
BY MR. HANLEY:
Q Okay. But if this, indeed, did occur, this would be something that would be relevant to the cost allocation plans that were performed after this was performed, correct?
MR. CROUCH: Objection, vague.
THE WITNESS: If that had indeed occurred, we would look into it and see if our method needed adjustment, yes, probably.
BY MR. HANLEY:
Q All right. Fair enough.
Let me show you Exhibit 33. Do you recognize the form of this report?
Well, let me go up to the top before I get here. This is a document produced by the city. We've marked it as Exhibit 33. It's titled "Operations Expenses 2020," and it

Page 52

begins on D-9223.
First of all, are you familiar with the form of Exhibit 33?
A I have never seen that report in my life.
Q Okay. The 613 Reports that you see -- well, you would agree with me that that document is purporting to show some line item expense information, correct?
MR. CROUCH: Objection, foundation.
THE WITNESS: It's hard for me to tell what it shows. I don't know what it shows.
BY MR. HANLEY:
Q Okay. But you see some expenses on here for Gallagher Basset, $24,447.57?
A Yes.
MR. CROUCH: Objection, foundation, sorry for that.
BY MR. HANLEY:
Q Do you know what those expenses relate to?
A No.
MR. CROUCH: Objection, foundation.
BY MR. HANLEY:
Q Okay. Let me show you -- sorry, these documents are a bit unwieldy.
Has anybody ever told you that Gallagher Basset is now handling the workers' comp claims for the city and

Page 53

that the water and sewer funds are paying Gallagher Basset for the services it provided to water and sewer?

MR. CROUCH: Objection, form of the question, compound.

THE WITNESS: No.

BY MR. HANLEY:

Q Okay. All right. And -- but you would agree with me that there are no Gallagher Basset expenses included in your cost allocation plans, correct?

A I don't know. I don't know if the voucher level detail would tell me that.

Q Okay. But this is something that you would want to look at, if you are going to be preparing future plans, you might want to look at whether this is -- that there needs to be a different allocation of workers' comp costs, correct?

MR. CROUCH: Objection to the form of the question.

THE WITNESS: Yes.

BY MR. HANLEY:

Q So let's see if we can agree on some basic concepts about cost allocation. As applied to water and sewer, your cost allocations of water and sewer, are the cost of allocations intended to represent the value or cost of the goods or services provided by other departments?

A Yes.

Page 54

Q Okay. And we talked a little bit about having to back out direct billings. What is the difference between a direct allocation and an indirect allocation?

A I am not sure I know how to answer that question. To me, a direct allocation is a cost that we know that it directly applies to one department.

Q Okay. So, for example --

MR. CROUCH: One second, sorry. Can you please forward us Exhibit 33? We didn't receive that.

MR. HANLEY: Okay. I will ask Jaime to do it by the way.

MR. CROUCH: Thanks.

MR. HANLEY: My pleasure.

THE WITNESS: But those --

BY MR. HANLEY:

Q Were you finished answering? I'm sorry.

A An indirect cost would be the cost that came to a set of departments through an allocation, through an allocation statistic, but in each case those can all -- a direct cost and an indirect cost can be both indirect costs.

Q All right. But, for example, if -- and I think this to be true -- that the police department devotes a certain number of officers to each of the airports. Do you understand that's the case?

Page 55

A Yes.

Q Would that be a direct billed expense?

A I assume that each of the airports pays for those officers out of their funds. Is that what you mean?

Q Right, yeah.

A Okay.

Q I guess what I am saying is, the police department provides services to the entire community, correct?

A Yes.

Q And how does it get determined that in certain circumstances police department expenses are allocated specifically and directly to another fund?

MR. HANSEN: Object to form.

THE WITNESS: I don't know how to answer that question.

BY MR. HANLEY:

Q Is there anything I could -- any more information I could give you that would allow you to answer that?

A Can you rephrase it maybe?

Q What distinguishes -- what is the causative factor that would result in a cost of one department being directly billed to another department, as opposed to being allocated as an indirect cost?

A Well, that's two different things. You are

Page 56

talking about directly billing a department, say, O'Hare, and then you are talking about costs that are allocated to O'Hare through the indirect plan or through an indirect cost.

Q Yes.

A Well, that's just the definition of what is a direct cost, and what is an indirect cost? An indirect cost is one that benefits -- you know, it is in the circular. It is in the uniformed guidance, the definition of an indirect cost is a cost that benefits multiple cost objectives but cannot be readily assigned to any without effort, disproportionate to the results achieved, a direct cost that could be directly assigned to a specific cost objective.

Q All right. So that would explain why there is a direct bill to Midway and O'Hare for dedicated police officers because that can be determined with some -- with enough specificity to make the allocation reliable.

MR. CROUCH: Objection, form, foundation.

THE WITNESS: I would agree with that, that there is -- well, I would agree with that.

BY MR. HANLEY:

Q Okay. And we've seen in the -- earlier in the deposition that there is a direct bill to water and sewer of Inspector General expenses, and is that because there are --

Page 57

there was an objective way to verify that a certain number of Inspector General employees were specifically devoted to water and sewer?
A Yes.
Q Okay. And did you rely upon the city in telling you how many full-time equivalence that were devoted to water and sewer of the Inspector General, or is that something that you independently verified?
A No. We rely on the city's budget document to tell us how many people that is, but we also use the actual expense from the A-613 Report to tell us exactly how many salaries were paid for out of the water fund.
Q Right. But if that's 19, or if it is 12, or if it is 40, you don't independently investigate whether those people were actually doing that work?
A We do not.
Q Okay. So if the city told you 40, you would put 40. If the city told you 19, you would put 19 in, correct?
A If that was what is in the budget document --
Q Right.
A -- we would put that number in.
Q I am just trying to confirm that it is not Maximus who had the responsibility to actually determine that there were whatever number of people working for,

Page 58

exclusively for water and sewer from the inspector general's office, correct?
A We have nothing to do with that.
Q Okay. All right. You would agree with me that there are significant allocations in the full-cost plan of two departments, one called police general and the other one fire general?
A Yes.
Q And what is the rationale for having police general allocations in the cost allocation plan?
A That is simply a way to show and to be more transparent about those types of costs that benefit the city as a whole from the police department and the fire department, that we are going to send cars to that chapter of the plan and then allocate all of it on a single allocation statistic.
Q Okay. Why is that done?
A Again, we do that primarily just because we are going to show that -- we want to show in particular that type of cost and how we are treating it in the plan because we could do it differently. We could allocate those costs in the chapter where they originated, but we are choosing -- at some point we thought it would be a good idea to send those costs to the general chapter of the plan and allocate

Page 59

them all together, using that one-allocation statistic.
Q All right. We are going to get into that one-allocation statistic, but did that one-allocation statistic remain constant throughout all of the plans that you have worked on?
A No, it changes. It used to change a little bit every year.
Q Okay. And we will get into it, and you can tell me how it differed, but you would agree with me that the police general and fire general department expenses are allocated solely to the water and sewer funds?
A No, I don't agree with that.
Q Well, the remainder are just unallocated, correct?
A 97 percent of it is unallocated.
Q Right, but, I mean, it is not parted out to Midway, O'Hare, or any other city fund according to --
A That's correct.
Q Okay. All right. By the way, have you prepared other full cost allocation plans for other governmental entities that have these police general, fire general, that are allocated solely to water and sewer funds?
A I have not.
Q Do you know how it got started in Chicago?

Page 60

A I don't have any direct knowledge of how that happened.
Q Okay. Do you know whether or not the expenses that -- police general and fire general expenses that are allocated to the water and sewer funds are included in the city's water or sewer rates?
A I don't know.
Q All right. But you would agree with me that the allocations of fire general and police general are material?
MR. HANSEN: Objection to form.
MR. CROUCH: Join.
THE WITNESS: I guess, it depends on what you think is a material number.
BY MR. HANLEY:
Q Well, do you think it is material?
A Yes.
MR. HANSEN: Objection.
BY MR. HANLEY:
Q Let's just confirm. Let me show you Exhibit 36 down here. For water in 2020 it's 35.8 million for police general, and for sewer it is 28.7 million for police general, and in 2020 for fire general it's $14 million for water and $10 million -- I'm sorry, $10.5 million for sewer, correct?

Page 61

A Correct.
Q So in just 2020, police and fire general expenses allocable to water was about $50 million, correct?
A Yes.
Q In the amount allocated to the sewer fund for police and fire general was in excess of $26 million, correct?
A Yes.
Q All right. So you would agree with me that since 2020 -- and these allocations continued in later plans, correct?
A Correct.
Q You never changed -- the methodology still allocates these expenses, and they are probably even a modicum higher, correct?
A Yes.
Q Okay. And you would agree with me that there is no allocations of police and fire expenses in the indirect plan because they're excludable or not allowable by the government, correct?
A That's correct.
Q Why was there no allocation of police general and fire general to O'Hare or Midway?
MR. HANSEN: Object to form.

Page 62

THE WITNESS: Probably because there are officers exclusively in those airports, but again, I don't know why, when this method was established, that we decided to allocate to the water and the sewer and everybody else.
BY MR. HANLEY:
Q Okay. Do you know what services are provided by the police department to the water fund or sewer fund?
MR. HANSEN: Object to form.
MR. CROUCH: Join.
THE WITNESS: I couldn't tell what you the police department does exactly. I don't know what they do.
BY MR. HANLEY:
Q Okay. Would your answer be the same for the fire department as it relates to water and sewer?
A Yes.
Q And in allocating police and fire general expenses to water and sewer, you didn't look at, for example, the percentage of time the police department has to devote to protecting water fund assets or sewer fund assets, correct?
A We did not.
Q All right. And do you know whether there are any police or fire assets that are devoted exclusively to water and sewer divisions or water and sewer fund?

Page 63

A I don't know.
Q And police general and fire general are not actual city departments but instead were created for purposes of the cost allocation plans, right?
A Yes.
MR. CROUCH: Object to the form.
BY MR. HANLEY:
Q All right. You said that there was a single allocation basis, and you can look at that. I will refer your attention to page C-64 of Exhibit 35 -- I mean, C-644, I apologize.
A Did you say Exhibit 35?
Q I'm sorry, Exhibit 34.
A Okay.
Q All right. I am showing you C-644, and this is the nature and extent of services description for police general. Does this accurately set forth the allocation statistic that you referred to?
A I think so, yes.
Q It says, "The ten-year historical average of utility plant value for the water and sewer funds to the city's full market value, adjusted for the current water and sewer fund size relative to the historical ten-year average fund size."

Page 64

Is that a correct statement of the allocation statistic?
A I think so.
Q And why was that allocation statistic used to allocate police general expenses as opposed to some other statistic?
MR. HANSEN: Object to the form.
THE WITNESS: I don't know why that was chosen.
BY MR. HANLEY:
Q How does this statistic reflect the value of services provided by the police department to the water or sewer fund?
A Well, I don't know that it does. I just know that it was chosen and we had -- they had to come up with some way to allocate those costs.
Q Do you know whether there were -- I'm sorry, I didn't mean to cut you off.
A Again, I wasn't there when this was established, so I can't really answer that question.
Q Okay. Would it be fair to say that you faithfully applied the statistic but did not independently determine whether it was properly reflective of the value of the services provided by the police department to water and sewer?

Page 65

A Yes, that's fair to say.
Q All right. And I understand that this was part of the methodology when you started working on these things, but has anybody ever explained to you what the rationale for using this allocation statistic was?
A No. The people that came up with this are probably long gone by now.
Q But did the people that came up with it, were they city employees or were they Maximus people?
A I don't think -- it definitely did not come from Maximus people. Let me just say that.
Q Okay, but it's something that you were given -- somebody at Maximus at some point was given this statistic from somebody at the city, and since that time it has been part -- the police general and fire general have been part of the full cost allocation plans?
MR. CROUCH: Objection, foundation.
THE WITNESS: At some point, this statistic or this methodology was established, and we have gone with it ever since then.
BY MR. HANLEY:
Q All right. But you don't know, as you sit here today or at any time that you have been working on these, whether this allocation statistic results in a fair value of

Page 66

the services provided by the police or fire departments to the water and sewer funds?
MR. HANSEN: Objection to form, asked and answered.
THE WITNESS: Yeah, I don't know.
BY MR. HANLEY:
Q Okay. Do you know if anybody at Maximus has done that analysis?
A To verify whether or not this is a good statistic or not?
Q Yes.
A No one at Maximus has done that analysis.
Q All right. But one of the things we went over earlier in your deposition is that Maximus is supposed to evaluate available statistical measurements to establish the most equitable and meaningful basis for allocating each activity within each central service department, correct?
A Correct.
Q So Maximus is not supposed to just take the city's word for things. Maximus is charged in these cost allocation plans with determining what the most equitable and meaningful basis for allocating each activity is, correct?
A I am sure that was done when it was established in the beginning, that both parties sat down and decided

Page 67

this was a good statistic since no one has ever said it is not a good statistic.
Q All right, but you are speculating as to what happened because you weren't there, correct?
A That's correct, yeah.
Q Okay. Well, let's look at what that means. So there are certain -- and I'll just give everybody a page reference. On C-645, there is an allocation of inbound costs. First of all, the expenditures per the financial statements are zero, correct?
A That's right. This is not a city department, as you pointed out.
Q Right. So then you got inbound costs of $48 million from emergency management, more from police administration, more from police patrol services, more from police detectives, and more from police organized crime.
Do you see that?
A Yes.
Q So you get about a little over $2.8 billion of allocated costs for police general in the first allocation, correct?
A Correct.
Q And then there is another $25.8 million that could get into the second allocation to make up the total of

Page 68

$2,841,000,000 and change, correct?
A Right.
Q So you had -- somebody at Maximus had to decide which inbound costs -- leave aside a nominal amount of those costs, but which types of inbound costs would be put into the police general, correct?
A Yeah, I believe we -- but we could not have done that unless we had consulted with people from the city, from the police department to help us make those determinations.
Q All right. Again, you are speculating because you haven't done that, correct?
A I haven't done that, but I have every confidence that that was done in the beginning when this was established.
Q All right. But we are here to talk about what you know, okay --
A Okay.
Q -- so you don't know the genesis for the methodology. You already said that, correct?
A Correct.
Q All right. And so part of the methodology is deciding which department's expenses are going to be inbound costs for the police general, correct?
A Correct.

Page 69

Q And I just identified five of those departments that become inbound costs, correct?
A Yeah, yes.
Q Okay. So somebody had to decide which departments to include, correct?
MR. CROUCH: Objection, calls for speculation.
BY MR. HANLEY:
Q Is your answer "yes"?
A Yes.
Q Okay. Do you know the rationale for the inclusion of each of these five departments in the police general?
A (No audible answer).
(Cross-talk.)
MR. CROUCH: Objection, foundation, asked and answered, calls for speculation.
MR. HANLEY: You stepped on his answer a little bit. I didn't get his answer.
MR. CROUCH: I was trying to object before he answered --
MR. HANLEY: Okay.
MR. CROUCH: -- so I didn't waive it.
MR. HANLEY: All right. Can I ask it again, and I will ask it subject to your objection, so we get a clear

Page 70

answer.
BY MR. HANLEY:
Q Are you aware of the rationale for the inclusion of these specific departments in the police general department?
A (No audible answer).
MR. CROUCH: Same objections.
MR. HANLEY: I didn't hear his answer.
THE WITNESS: The answer is, no, I am not aware.
BY MR. HANLEY:
Q Okay. But presumably it would mean you wouldn't want to include departments that had no connection whatsoever to water and sewer, correct?
(Cross-talk.)
MR. CROUCH: Objection --
MR. HANSEN: Objection.
MR. CROUCH: -- calls for speculation, foundation. Sorry, Max, I stepped over your objection.
MR. HANSEN: All the same ones.
THE WITNESS: No, we wouldn't.
BY MR. HANLEY:
Q Okay. So at least we can agree that to be included as inbound costs in police general, the departments would have to have provided something that was deemed to be

Page 71

of value to the water and sewer funds, correct?
MR. CROUCH: Objection, foundation calls for speculation.
BY MR. HANLEY:
Q You can answer.
A Correct. That's correct.
Q Okay. In the time that you have been dealing with the cost allocation plans, has anybody at the city told you that they believe that organized crime has infiltrated the city's water and sewer funds?
A No, no one has said that.
Q Okay. Or that organized crime was impacting the city's water and sewer assets? Did anybody ever tell you that?
A No.
Q Has Maximus ever undertaken an analysis as to the amount of resources that the organized Crime Division devotes to policing organized crime with respect to the water and sewer fund?
A No.
MR. CROUCH: Objection, foundation, calls for speculation.
BY MR. HANLEY:
Q To your knowledge, has anybody at the city done

Page 72

that analysis?
A To my knowledge, no.
Q And but yet there is an about $151 million of organized crime expenses that go into police general, correct?
A Correct.
Q And those amounts -- a portion of that amount is allocable only to water and sewer, and the remainder is just unallocated, correct?
A Correct.
Q All right. Similarly, are you aware of the services provided by the emergency management and communications department to water and sewer?
A I don't know exactly what they do.
Q Well, do you know, you know, what benefits they provide to the water and sewer department?
A No, I do not.
Q Okay. All right. So let's go to page C-647. Is this a summary of the allocations of the total police general expenses to water and sewer?
A Yes, and everything -- and all others.
Q Right. It says others are unallocated, but the 97.8 percent, that's other or unallocated isn't identified as going to any other city department.

Page 73

A No other city department or entity, and specifically, no, it does not.
Q Okay. But 1.26 percent gets allocated to the water fund and .94 percent get allocated to the sewer fund, correct?
A Right.
Q And that's based upon -- the percentage of the water fund and sewer fund represent their plant value as a percentage of the city's full property value.
Do you see that?
A Yes.
Q So your allocation source for the first part of that is the 2020 Water/Sewer Annual Report, correct?
A Correct.
Q The plant -- so I am going to show you that, but you are representing that the plant value, which is basically the numerator and a fraction and the denominator is the city's full property value?
A Yes.
Q Okay. But the plant value you get from the 2020 financial statements, correct?
A No. We would have gotten it from this Civic Federation Report.
Q No, no, no, I am not talking about the city's

Page 74

full property value. I am going to get to that, but the water and sewer plant value, that comes from the city's financial statements, correct?
A I can't answer that. I don't know.
Q Okay. Well, we will look at some Civic Federation Data, but you would agree with me that the city's full property value comes from the Civic Federation Data, correct?
A I think so, yes.
Q Well, it is listed here, so we should be able to rely on that as the allocation source, correct?
A Yes.
Q Okay. Do you know whether the Civic Federation Data includes any value for the city's water and sewer physical assets?
A I can't, uh -- I don't know that Civic Federation Data, how they come up with their numbers, I have no idea.
Q Somebody just gives you a number?
A It's a report that they publish, so we use the information in it.
Q Right, but isn't it intended to reflect real estate property values?
MR. CROUCH: Object to form.
THE WITNESS: I assume.

Page 75

BY MR. HANLEY:
Q You assume it does?
A Yes.
Q Okay. By the way, before I forget about it, do you know whether there were any direct billed expenses for police and fire to water and sewer?
A No, I don't know.
Q But you would agree with me if there were, this would be the place you would need to back them out, right?
A Probably, yes.
Q Okay. And do you know whether the city has any police and fire personnel assigned directly to the water and sewer funds?
A I do not know.
Q Okay. And, again -- not "again," I guess I am asking the first time, but what does the police department do to protect the city's physical water system assets?
MR. HANSEN: Object to form.
MR. CROUCH: Join.
THE WITNESS: I don't know.
BY MR. HANLEY:
Q If the water and sewer funds had their own security details for water and sewer assets, would that be relevant if you were going to do kind of a ground-up

Page 76

analysis of the value of police services to the water and sewer fund?
MR. HANSEN: Object.
THE WITNESS: It might be.
BY MR. HANLEY:
Q Okay. And if you have never done work for the City of the Chicago, and they came to you and said, "We want to allocate police and fire expenses to the water and sewer fund," you would have to derive an allocation basis or a statistical measure that you felt was fair and equitable, correct?
MR. HANSEN: Object to form.
MR. CROUCH: Join.
THE WITNESS: If that's what they asked us to do, we would try to come up with an allocation basis that was fair and equitable, yes.
BY MR. HANLEY:
Q Okay. But the allocation basis that has been used and continues to be used is taking the plant value of the water and sewer assets and dividing it by what is called the city full property value from the Civic Federation data, correct?
A Yes.
Q So the higher that denominator, the higher the

Page 77

city full property value, the lower the allocations to water and sewer of police general expenses --
MR. CROUCH: Objection, form.
MR. HANSEN: Join.
(Cross-talk).
BY MR. HANLEY:
Q -- and the constant?
A Yes, that's how those ratios work.
Q Okay. But you said used the Civic Federation Data, so I want to pull up some of that data. Is this something you do every year, go look at that Civic Federation Data?
A Well, I believe this 2020 report that they did was the last one they have done, so I don't look at it every year, and I haven't really looked at it in five years.
Q Okay.
A I haven't engaged it in a while.
Q Okay. But this one was done in 2022 for 2020, correct?
A Correct. It says, "2020 Report."
Q Right, but it was done in 2022.
A I don't know when the civic report was done.
Q No, I am talking about your report that we are looking at, Exhibit 34.

Page 78

A Okay, yeah. Okay.
Q So then would you have done one for 2021 presumably and 2023, correct?
A Yes, but what I am saying is the statistic might be the same in those later ones.
Q Okay. All right. Fair enough. But in the -- just to finish up on this page of Exhibit 34 and C-647, there are no direct billed expenses to water or sewer from police, correct?
A That's correct.
Q So the Civic Federation Data have got a report that we have marked as Exhibit 38, which is estimated full value of real property in Cook County, 2013-2022, and this is done by the Civic Federation. This particular Exhibit 38 is dated November 19, 2024.
A Uh-huh.
Q Do you recognize this as the type of report that would be relied upon to come up with the property value?
A Well, it looks like it, but, again, I haven't seen it or looked at it. I have never seen this one.
Q Okay.
A I have been getting on their website for five years and haven't seen an update.
Q Okay. But independent of the document, let's

Page 79

just see if we can make a -- I want to understand what the Civic Federation Data is that you did rely on. Their methodology takes the full value of property to estimate using two sources of data, one, the total assessed value of the property as reported by the Cook County Assessor's Office and the Cook County Final Abstract of Assessment, and, two, the median level of assessment reported by the Illinois Department of Revenue in the Assessment/Sales Ratio Study.
Do you see that?
A Yes.
MR. CROUCH: I am going to object to form and foundation or just make a standing objection to this document based on his previous testimony.
BY MR. HANLEY:
Q Okay. But you have to come up with -- you'd agree with me that whatever the Civic Federation Data says, you're saying in your report, Exhibit 34, that it is the Civic Federation Data that you use for the allocation basis, correct?
A We do say that, but I don't know where in this report the information is or which table in this report we use.
Q All right. And that's fine. I am not tying to

Page 80

you this report. What I am trying to do is make sure I understand who is providing you the information, okay?
So, for example, there is a -- on this page, which is page 4 of Exhibit 38, there is an annual percentage change in estimated full value of property in Cook County. And there is in 2020 -- I'm sorry, in 2020 it says that the full value of property in the City of Chicago in the first column was roughly -- a little bit -- almost $335 billion.
Do you see that?
A Yes, I do see that.
Q Okay. Is that the full value -- independent of this document, your full value of your property, is it intended to correspond to what is in Column Number 1?
MR. HANSEN: Object to form.
THE WITNESS: I don't know.
BY MR. HANLEY:
Q Okay. But you would agree with me that somebody has to go to whatever the available data is, so in 2020 you would have had some other value that you were looking at, but one of the things that somebody had to do was get this number, right, whatever the full value number is, correct?
A Correct.
Q Okay. And do you know whether the Civic Federation Data includes the valuation of tax-exempt

Page 81

properties?
A I don't know.
Q Do tax-exempt properties have value?
A I don't know.
Q The Civic Federation document, Exhibit 38, at the very bottom of page 1, says, "The Department of Revenue calculates median levels of assessment for Class 1 (vacant land), Class 2 (residential), Class 3 (apartments), Class 5a (commercial), Class 5b (industrial properties)," and talks about how those are to be assessed.
The Civic Federation Data will show what it shows, so I am not tying you to that, but if it shows that exempt properties are excluded from the analysis, then the total property value would be higher than it is otherwise, correct?
MR. HANSEN: Object to the form.
MR. CROUCH: Join.
THE WITNESS: I don't know the answer to that question.
BY MR. HANLEY:
Q But if the -- if it were presented to you that the Civic Federation Data understates the total value of property in Chicago because it does not include tax-exempt properties, that would be something that might be relevant

Page 82

to your analysis, correct?
MR. CROUCH: Objection to foundation.
BY MR. HANLEY:
Q It might affect the denominator, correct?
A It might.
Q If, for example, there were $100 billion of value, full market value of property in Chicago that is exempt from property taxes, and those exempt properties are not reflected in the Civic Federation Data, that may impact the denominator of your fraction, correct?
MR. HANSEN: Objection, form, compound.
THE WITNESS: It is not.
BY MR. HANLEY:
Q Have you ever done an analysis as to whether the Civic Federation Data does include exempt properties?
A No.
Q All right. So whatever number you got from the Civic Federation was not analyzed, it was just taken as this is the value. Would that be fair to say?
MR. HANSEN: Objection to form.
THE WITNESS: Again, I don't know which number they took. I don't know which number they decided on when they established the methodology.
BY MR. HANLEY:

Page 83

Q No, no, that's a different question.
When somebody, according to your cost allocation plan, the denominator in your fraction came from the Civic Federation Data as opposed to some other information source, correct?
A Yes.
Q So somebody would have to go to the Civic Federation Data and pull a number, whatever that number is.
MR. HANSEN: Objection. Is there a question in there?
BY MR. HANLEY:
Q Correct?
A Correct.
Q Okay. And -- but you have never investigated what that number includes, correct?
A That's correct.
Q All right.
MS. JORDAN: Is now a good time for a break perhaps? We've been going --
MR. HANLEY: Yeah, why don't we take a 10-minute break and come back at 2:30.
MR. HANSEN: So 1:30 Central for the record.
MR. HANLEY: Yeah, I'm sorry. Okay. Fair enough.
(Brief recess.)
COURT REPORTER: We are back on the record at 1:30.

Page 84

BY MR. HANLEY:
Q All right. I want to continue a couple more questions about Exhibit 38. I was bumbling around before the break, and I found the page I am looking for. Page 3 of Exhibit 38 is estimated full value, 2022 Cook County property taxes payable in 2023, prepared by the Civic Federation.
And does this refresh your recollection as to whether there are nine classes of properties within -- that the Civic Federation has data on for the city of Chicago?
MR. CROUCH: Objection, foundation. He said he didn't rely on this report.
MR. HANLEY: Well, I am not -- I am using the report to --
MR. CROUCH: He hasn't even said this is the same kind of report.
MR. HANLEY: So what? Do you know whether --
(Cross-talk.)
MR. CROUCH: It has no relevance.
MR. HANLEY: You damn well know how it is relevant.
MR. CROUCH: I don't damn well know how it's relevant.
MR. HANLEY: Do you know --
(Cross-talk.)
MR. CROUCH: The fiscal year in question covers

Page 85

multiple years. He didn't testify --
COURT REPORTER: Sorry, stop. We need to talk one at a time, so Mr. Crouch would you repeat what you said because it is getting cut off when you're both talking at the same time.
MR. CROUCH: Yeah, I said he didn't say this kind some of report that he relied on, and he said he hasn't seen this report before, so he is just speculating.
BY MR. HANLEY:
Q My question has nothing to do with the report itself.
Were you aware, sir, that the Civic Federation Data divides the types of properties into classes?
MR. CROUCH: Objection, form, foundation, sorry.
THE WITNESS: No.
BY MR. HANLEY:
Q Okay. Have you reviewed any of the Cook County Assessor information to determine whether the classes that are used by the Civic Federation are consistent with the classes used by the Cook County Assessor?
MR. CROUCH: Objection, assumes facts not in evidence, calls for speculation.
THE WITNESS: No.
BY MR. HANLEY:

Page 86

Q I want to show you Exhibit 39, which is a document revised by the Cook County Assessor in December of 2024, "Definitions for the Classifications of Real Property."
And, again, I suspect you have never seen this document before, but did you know that the Cook County Assessor creates a Class 0, which includes exempt and railroad properties?
MR. CROUCH: In 2024 or in another year?
MR. HANLEY: At any time.
MR. CROUCH: Objection, assumes fact not in evidence.
THE WITNESS: I don't know. I did not know that.
BY MR. HANLEY:
Q Okay. Again, I'm not tying you to any particular document. If the Civic Federation Data does not include exempt properties, but there are exempt properties that have value, that's something that may impact the denominator of your fraction in allocating police general and fire general expenses, correct?
MR. CROUCH: Objection, form of the question, compound, assume facts not in evidence, calls for speculation. You can answer.
THE WITNESS: It may.

Page 87

BY MR. HANLEY:
Q All right. But you haven't done -- well, has anybody at Maximus, to your knowledge, done an investigation of whether the Civic Federation Data includes all the property in the City of Chicago, the real property in the City of Chicago?
A Not to my knowledge.
Q All right. Now, I want to show you Exhibit 26, which is the water fund financial statements for the years ended December 31st, 2020 and 2019.
Do you routinely look at financial statements in the course of your work for the city?
A Not for the Water Department, I wouldn't, no.
Q Okay. But Exhibit 34 references the annual report of the water and sewer funds as to where the plant value is coming from, correct?
A It does, yes.
Q And is that this report?
A I don't know the answer to that.
MR. HANSEN: We didn't get an Exhibit 26. Oh, wait, no, I am seeing it. I'm seeing it. Never mind.
MR. HANLEY: I think we sent it to you this morning.
MR. HANSEN: Yeah.
BY MR. HANLEY:

Page 88

Q Okay. Let me show you page 19. Actually I will go to 54. Let me show you what has been marked -- or page 54 of Exhibit 26. It is "Additional Supplementary Information, Schedule of Utility Plant for the year-ended December 31st, 2020."
Do you see this?
A I see it.
Q Do you know how to read a schedule like this?
A I think I can figure it out, yep.
Q Okay. So this purports to have dollar values for the utility plant of the water fund, correct?
A I will take your word for that.
Q All right. But do you know -- we are talking about the numerator in your fraction now -- which types of expenses would go into that numerator from the water fund?
MR. CROUCH: Objection, asked and answered.
BY MR. HANLEY:
Q In other words, what makes up the plant value? What types of expenses make up the plant value that gets entered into the equation?
MR. CROUCH: Objection, asked and answered.
THE WITNESS: I don't know.
BY MR. HANLEY:
Q Does somebody work with you to go get these

Page 89

numbers?
A Yes.
MR. CROUCH: Objection, asked and answered.
BY MR. HANLEY:
Q Who would have been doing it in 2020?
A Well, we have a subcontractor that works with us.
Q And what's her name?
A Her name is Sue Hiertz.
Q Okay. I have seen her name. Is she --
MR. CROUCH: I'm sorry, can you spell that for me for the record, the last name?
THE WITNESS: H-i-e-r-t-z.
BY MR. HANLEY:
Q Thank you kindly. And what periods of time has she been assisting you with the cost altercation plans?
A For as long as I have been working on it, she has been our sub.
Q Okay. When you call her a sub, she has got her own separate company outside of Maximus?
A She did, but now she is with another firm.
Q Okay. Why was Maximus using a subcontractor in that capacity?
A We are required to have an MBE/WBE subcontractor

Page 90

on our contracts.
Q Okay. So it was in response to a city requirement that you have a certain type of individual involved to satisfy some MBE requirements?
A Yes.
Q Okay. Is -- correct me if I am saying it wrong -- Ms. Hiertz --
A That's right.
Q Okay. Would she have been the person responsible for verifying the numbers that went into the police general and fire general allocations?
A She would generally make the calculation and update the calculation if there was new information, but she is not -- she would never be the one to determine whether or not the statistic was accurate or reasonable or anything like that.
Q Right. But we know that the total utility plan is the numerator in the fraction, correct?
MR. HANSEN: Object to form.
MR. CROUCH: Join.
THE WITNESS: Yes.
BY MR. HANLEY:
Q Okay. So somebody, if you wanted to do an accurate allocation, would have to consult some data from

Page 91

the city and determine which types of expenses should be included in that plant value, correct?
A Correct.
MR. CROUCH: Objection, foundation.
BY MR. HANLEY:
Q And is that a number that is given to you by the city, or is that a number that Maximus independently determines?
A It is a number given to us by the City.
Q Okay. So neither you nor Ms. Hiertz would have gone to the financial statements and said, well, you have given us this number, but we think the number should be X?
A We would not have said that.
Q Okay. So you took the number they gave you, and that became the numerator in the fraction for each year, correct?
A Correct.
Q Okay. And then who gave you the Civic Federation number that went into the denominator of the fraction?
A The Civic Federation gave us that number.
Q Okay. But I guess I am saying, it wasn't filtered through the city. Nobody sent an email or something that said use $344 billion as the denominator?
A They maybe had done that originally, told us this

Page 92

is where to get that number, but we can go get that ourselves now.
Q Okay. All right. Are we able to back into that number based upon your report?
A No, I cannot replicate that calculation for you here today.
Q Okay. But would you agree with me that plant value -- I'm sorry, would you agree with me that plant value is not necessarily real estate value?
MR. HANSEN: Object to form.
MR. CROUCH: Join.
(Cross-talk).
THE WITNESS: I can't say whether it is or not.
BY MR. HANLEY:
Q Okay. But you would agree with me that the Civic Federation Data that you are referencing in your report are real estate property values, correct?
MR. HANSEN: Object to form.
MR. CROUCH: Join.
BY MR. HANLEY:
Q Go ahead, you can answer.
A I don't know.
Q Do you know if you look at the type of expenses that are identified in Exhibit 26, which of those assets

Page 93

would be subject to real property taxes?
A No, I don't know.
Q All right. And we have been looking at data for the water fund. Is the methodology that was applied by Maximus the same for the sewer fund?
MR. CROUCH: Objection, vague.
THE WITNESS: I am not sure what you mean.
BY MR. HANLEY:
Q Well, water -- was the methodology allocation basis for fire, water and sewer or sewer plant value as a percentage of the city full property value?
MR. CROUCH: Objection, form of the question.
BY MR. HANLEY:
Q I withdraw the question. I misspoke. I talking about fire general expenses. Was the methodology the same as for police general, namely allocated according to plant value as a percentage of the city's full property value?
A Yes.
Q All right. I just don't want to have to ask all of the same questions.
All right. Fair enough. How does the Maximus police general and fire general allocations to water and sewer reasonably approximate the value of services provided by the city's police and fire departments to the water fund

Page 94

and the sewer fund?
MR. CROUCH: Objection, form of the question, compound.
THE WITNESS: I don't -- I don't know how we can tell that. I just -- I just think we believe that it does, and no one has told us that it doesn't.
BY MR. HANLEY:
Q All right. Let me show you Exhibit 23. This is the budget for 2020 that we previously looked at.
You testified about some things, but I want to refer your attention to page 277 of Exhibit 34, and there is some appropriations for reimbursement transfers between funds.
Do you see that?
A Yes.
Q Do you see line item 9773, transfer for services provided by the department of police in the amount of $1.47 million?
A I do. I see that.
Q Were you aware before today that there were direct allocations of police expenses to the water fund?
MR. CROUCH: Objection, misstates the document.
THE WITNESS: I don't understand that question.
BY MR. HANLEY:
Q Well, this is a -- if this is true, there was

Page 95

a transfer -- in the budget there was a transfer for services provided by the department of police in the amount of $1.47 million, correct?
A Yes.
Q And you would agree with me that if that is a direct billed amount, that's not reflected in the allocation in Exhibit 34 of police department expenses to the water fund, correct?
MR. CROUCH: Objection, misstates the document.
THE WITNESS: We did not direct bill them, and we don't know what those services are for.
BY MR. HANLEY:
Q Did you ever investigate?
A No.
Q Would you agree with me it is a very specific amount, correct?
MR. HANSEN: Object to form.
THE WITNESS: I -- you might -- I don't know if that's a specific amount or not.
BY MR. HANLEY:
Q All right. But you don't know, as you sit here today, what that is for, whether it is actually paid on a recurring basis or anything else about that line item, correct?

Page 96

A That's correct.
Q But what we do know is there is not an adjustment in your allocation to police general expenses to water fund in recognition of a direct bill of any amount, correct?
MR. HANSEN: Object to form.
THE WITNESS: Not for these amounts, there is not.
BY MR. HANLEY:
Q Okay. All right. In your report, I want to refer your attention to C-468. One of the allocations that is in the full-cost plan, that is not in the government approved plan, is for the department STS general, correct?
A Streets and sanitation, yes.
Q And there are -- the same methodology for allocating police general and fire general to the water and sewer funds is employed by Maximus to allocate STS general expenses, correct?
A Yes.
Q And why does this allocation exist?
MR. HANSEN: Object to form.
THE WITNESS: I think probably the City wanted us to put this in here.
BY MR. HANLEY:
Q Well, okay, that explains why it is in here, but

Page 97

what is the rationale for its inclusion?
A It would be similar to the other ones, but I think everyone -- the whole city uses the streets of Chicago.
Q Okay. But this specific methodology -- first of all, question Number 1 is, why are there streets and sanitation costs allocated to water and sewer?
MR. CROUCH: Objection, asked and answered.
BY MR. HANLEY:
Q You can answer.
A I think it is because someone at the city wanted us to put this in here, into the plan.
Q All right. But these allocations of STS general, there are not in the indirect plan, correct?
A They are not, that's correct.
Q And why?
A Because they are considered unallowable under the federal guidance.
Q All right. What services does the streets and sanitation department provide to the water and sewer funds?
MR. CROUCH: Objection, asked and answered.
THE WITNESS: I could not tell you exactly what the streets and sanitation does.
BY MR. HANLEY:

Page 98

Q All right. And how does a methodology that is based upon plant value over city's full market value accurately measure the value of services provided by the streets and sanitation department to the water and sewer funds?
MR. HANSEN: Object to form.
MR. CROUCH: Join.
THE WITNESS: I can't answer that.
BY MR. HANLEY:
Q All right. There is about $361 million of expenses that are accumulated in STS general, correct?
A It looks like it, yes.
Q All right. And then there is an allocation of those expenses to -- well, first of all, before we get there, how are these -- the numbers on page C-469 for streets and sanitations 81 and STS direct services determined?
A Well, you would have to go to those chapters of the plan to see how they were determined.
Q So we would go to streets and sanitations 81 and find that $80 million number, and that would show us how that was derived, correct?
A Yes.
Q And the same for STS direct services, we could go

Page 99

to that part of your plan, and it would tell us -- we would be able to see how the $276 million plus was derived, correct?
A Correct.
Q All right. But in any event, you get to the number in excess of $361 million, and then that gets allocated to water and sewer in the same -- using the same methodology that is used for police general and fire general, correct?
A Correct.
Q And you would agree that your report shows no direct billed expenses of STS to the water fund or the sewer fund, correct?
A Not here it doesn't.
Q All right. Are you aware of whether there is any other part of the report, where there are direct billed expenses?
A No, I am not aware.
Q Okay. But if there were, you would need to take those into account for something we have gone over at length today to reflect that direct billing, correct?
MR. CROUCH: Objection, vague.
THE WITNESS: You would definitely want to look into that, yes.

Page 100

BY MR. HANLEY:
Q Right. So if the direct billed for the water fund on this page of STS general was $1 million, for example, that would end up reducing the $4.56 million allocation to water to $3.6 million, correct? It's just math.
A It would, right.
Q Okay. And you are not aware of any direct billed STS expenses. Otherwise, they would be reflected here, correct?
A I am not aware.
Q Okay. Let me go back to Exhibit 23, and I want to refer your attention to page 337. I will get there in a second.
Again, you are familiar with the general form, the budget document?
A Yes.
Q So generally if there are direct bills, direct billed departments that are under the sewer fund, they would be in the budget as a separate department under the sewer fund, correct?
MR. HANSEN: Object to form.
MR. CROUCH: Join.
THE WITNESS: I am not sure what you mean by that, but

Page 101

I think you are saying like this, the law department has an appropriation out of the sewer fund.
BY MR. HANLEY:
Q Right, and this is where I think I showed you the earlier part of the budget, where the other departments that have direct bills are specifically called out in that budget summary, correct?
A Yeah, it looks like sometimes they do transfers to other things, but in this case they are actually paying for expenses out of that fund.
Q Right. In other words, there are -- we are looking at Department of Law -- it just happens to be a random page I ended up on, but it shows there are actual direct-billed positions and salaries of people who are purportedly dedicated full time to servicing the water fund, correct?
MR. HANSON: Object to form.
THE WITNESS: Yes, that would be our assumption.
BY MR. HANLEY:
Q Okay. So let me show you what has been marked as page 337. Sorry, this is the Department of Water Management, and this is the Bureau of Operations and Distributions. Are you aware that this is -- this is within the Department of Water Management, there is a Bureau of

Page 102

Operations and Distributions, that there are expenses collected for?
MR. HANSEN: Object to form.
THE WITNESS: I am not familiar with the organizational structure of the Department of Water Management. I understand how the budget works.
BY MR. HANLEY:
Q Okay. But this is -- this department is considered part of the sewer fund but not a separate, say, corporate fund, correct?
A Yes.
Q Okay. At the bottom of page 337, there are internal transfers and reimbursements.
Do you see that?
A I do see that.
Q And there is a line item 9481. This is for services provided by the Department of Streets and Sanitation in the amount of over $7.7 million, correct?
A Yes. I see that, yes.
Q Okay. Were you aware of this expense at any time before I showed it to you?
A No.
Q So you confirmed that this expense is not noted and does not reduce the STS allocations of the water fund --

Page 103

I mean, to the sewer fund, correct?
A That's correct.
Q And if the sewer fund had made this payment to the City for STS expenses, it would reduce or, in fact, in this case totally eliminate the allocation to the sewer fund in the full-cost plan of STS expenses, correct?
A It could, yes.
Q Okay. But it is not something you did because you weren't even aware of it until today, correct?
A That's correct.
Q All right. I will go back to it, but while we are here, line item 9438 has almost $5.3 million for services provided by the Department of Assets Information and Services.
Do you see that?
A Yes.
Q Is that payment accounted for in your full cost allocation plan?
A No.
MR. HANSEN: Objection, just misstates the document.
BY MR. HANLEY:
Q All right. And then let's go back to -- let's go back to page 270.
And before I leave that, the AIS allocations or

Page 104

the direct billed expenses, that would be something that you would need to consider in deriving the plan, correct?
MR. HANSEN: Objection to form.
THE WITNESS: That would be something we would look into, yes.
BY MR. HANLEY:
Q Okay. I am going to show you page 270 of Exhibit 23, which is Bureau of Operations and Distribution Department of Water Management under the water fund. There is a line item here for 9481 for services provided by the Department of Streets and Sanitation in the amount of about $368,000.
Do you see that?
A Yes.
Q Do you agree with me that that is not reflected in the cost allocation plan as an offsetting amount?
A I agree with that, that's correct, yes.
Q And so it doesn't reduce the -- it is not used to reduce the STS allocation to the water fund, correct?
A Correct.
Q All right. Now, accumulated under the finance general department of the water fund, there are amounts in here for accounting, auditing and for IT maintenance and development.

Page 105

Do you see that?
A Yes.
Q Were any of these amounts taken into account in allocating costs in the direct plan -- in the full-cost plan?
A No.
Q All right. Would this be another thing that would need be to investigated? If these were actually amounts that were being paid by the water fund with respect to IT and accounting and auditing, these line items would need to be investigated to make sure that they were not duplicative of the costs that were allocated in the full-cost plan separately, correct?
MR. CROUCH: Object to form.
MR. HANSEN: Join.
THE WITNESS: I think we would want to look into this, yes.
BY MR. HANLEY:
Q Because you would agree with me there is IT maintenance and development costs of other departments that are allocated to water and sewer, correct?
MR. CROUCH: Objection, foundation.
THE WITNESS: There is an IT department in the plan that allocates costs --

Page 106

BY MR. HANLEY:
Q Okay.
A -- but I don't know what these -- these might be for something very specific, some system that is outside of what the city's IT department is doing. But, again, we would have to look into that.
Q All right. But it is not -- it is not a routine part of your work in preparing these plans to go through these line items, for example, finance general and other aspects of the water and sewer budgets to determine whether there may be some costs that need to be accounted for to prevent double recovery, correct?
A Yeah, we generally do not look at the expenditures of the departments that we are not including in our plan, not including as central service departments in our plan.
Q And we will figure out what all of these are and compare it, but you would agree with me that a central aim of the cost allocation plan is to avoid charging the very same expenses twice, correct?
MR. HANSEN: Object to form.
THE WITNESS: Yes, we would not want to duplicate or double-count anything.
BY MR. HANLEY:

Page 107

Q All right. So if, for example, the water fund is paying an outside firm to do accounting and auditing, it would not be appropriate to charge that amount through the cost allocation plan without at least taking it into account?
MR. HANSEN: Object to form.
THE WITNESS: Because there is every possibility that whatever this third-party is doing for the water fund doesn't mean that the city's finance office is not still doing what they do for the water fund.
BY MR. HANLEY:
Q Right, and I'm not -- it will be what it will be. We are still in the discovery phase in this case, but what I am saying is, you understand that if somebody came to you -- if you were doing a cost allocation plan right now and somebody came to you with this document, you would say, we have to look into this to determine whether some of these costs have to be credited back against the allocations that we are making, would that be fair to say?
A That would be fair to say, yes.
Q All right. But that has not been done to your knowledge to date, correct?
A That's correct.
MR. HANLEY: All right. Why don't we take a short

Page 108

break here, maybe 10 minutes, and then we will come back and finish up. I am very close, but I think it would be more efficient use of our time if I get reorganized, and we will be finished a lot quicker.
MR. HANSEN: Okay, 2:17 Central coming back?
MR. HANLEY: Yeah, that's fine.
MR. HANSEN: All right, thanks.
(Brief recess.)
COURT REPORTER: We are back on the record at 2:18 p.m.
BY MR. HANLEY:
Q All right. I just have a few more questions for you, sir. I am going to show you -- this is part of Exhibit 23, page 260. This is Water Fund Commissioners' Office, Expense Document. You will see on 6328 there is an entry for 41FTEs under the designation watchmen.
Do you see that?
A Yes.
Q Would you agree that your allocation of police general expenses to the water fund does not take into account whether the water fund provides its own security?
A I don't know if that's built into our assumptions or not. I don't know the answer to that question.
Q Well, if the assumption -- if your methodology is plant value divided by total property value, can we agree

Page 109

that there is no consideration of the value of the security services provided by the water fund itself?
A Sorry, can you repeat that?
Q Given the methodology that you've confirmed over and over in the deposition, can we agree that the allocation of police general expenses does not take into consideration whether the water fund provides its own security?
A Again --
(Cross-talk.)
MR. HANSEN: Objection.
THE WITNESS: -- I don't know if that's built to our assumptions or not.
BY MR. HANLEY:
Q Who would know what was built into your assumptions?
A I don't know the answer to that question.
Q Okay. I want to show you Exhibit 30, previously marked. I apologize, I have to find that.
Well, let me ask it this way: Have you -- in the course of your work, do you review summary general ledgers for the water and sewer fund?
A No.
Q The 613 report that you reference, what does that show?

Page 110

A It shows expenses by account, by department, by fund, by -- for every department in the City.
Q Okay. But the ones -- there are separate ones for water and sewer, correct?
A They're part of that report, yes.
Q Right, and they show actual expenses for the period in which they are covering, correct?
A Correct.
Q And they are line items?
A Yes. There is account -- at the account level -- it's not voucher level, it is account level.
Q Okay. What that means is it wouldn't necessarily identify all of the vendors that are being paid out of that account number, correct?
A That's correct, yes.
Q Okay. But it gets down to account number level and gives you an aggregate expense for that account for that period, correct?
A Yes.
Q Okay. Is Ms. Hiertz still assisting in her new capacity?
A I wouldn't call it a new capacity, but she is still assisting, yes.
Q Well, I mean, I thought you said she went to a

Page 111

different company.
A She did, but her role with us has not changed.
Q Okay. Do you know when she first started working on the plans for the city?
A She has been doing -- working on the plans longer than I have.
Q Okay. Are you working on a plan currently?
A Yes.
Q What plan are you working on?
A Budget 2025.
Q Okay. And that would be for the current year that we are in right now but based upon the budget as opposed to the actual expenses, correct?
A Correct.
Q Okay. Is there anything that you have been made aware of in the deposition that you want to investigate to ensure whether the plan you are working on is reasonable?
A For the budget plan?
Q Yes.
A I think there is a few things we want to look into, yes.
Q All right. One of the things you want to look into is who is providing the processing of the workers' comp claims, right?

Page 112

A That might be one thing, yes.
Q And one of the things you're going to want to look at is whether any of these direct billed expenses that I have shown you need to be accounted for, correct?
A That might be another thing, yes.
Q Okay. Does the budget plan -- is it a full-cost plan, or is it an OMB government-type plan?
A It is a plan done under the rules and regulations of the uniform guidance. It's a federally approved plan. It will be a federally-approved plan.
Q Okay. So the budget plan doesn't include police general and fire general?
A No.
Q Okay. When is the next -- have you been retained -- has Maximus been retained to do a full-cost plan in the future?
A Yes.
Q And when will that begin?
A That work will probably begin in January next year in 2026.
Q Okay. Do you intend to look into, make an independent analysis of whether the police general and fire general methodologies for allocating to water and sewer are the most equitable?

Page 113

A I think it is fair to say that we will do that, yes.
Q All right. I want to return to, one last time, to Exhibit 34, and I want to -- you remember that there is emergency management expenses of about $28 million allocated to police general.
Do you remember that?
A Yes.
Q All right. I want to -- I am going to go to the emergency management allocations and go to C-500. On C-500 there is some allocations of police general costs, and this is an exclusive allocation of police general of over $29 million, correct?
A Yes.
Q So that $29 million gets put in the police general and a little bit less than 1 percent goes into the sewer fund. A little more than 1 percent going to the water fund, correct?
A Correct.
Q And the activity that is being allocated here is corporate crossing guards.
Do you agree with that?
A Yes.
Q Why is there an allocation of corporate crossing

Page 114

guards to police general?
A Uh --
MR. HANSEN: Objection to form.
THE WITNESS: -- I think when we were setting up this chapter of the plan, that's what we were told.
BY MR. HANLEY:
Q All right. It is fair to say that you don't know whether there are corporate fund crossing guards that provide services to the water and sewer departments, correct?
A That is correct.
Q But yet a portion of the cost of that is being allocated to water and sewer funds through the police general designation, correct?
A That's correct.
MR. HANLEY: All right. I have no further questions for you at this time, sir. I appreciate your time, and I am through questioning you, but the city's lawyer may have questions.
EXAMINATION
By MR. CROUCH:
Q Hi, Mr. Sames, my name is Scott Crouch, and I am the attorney representing the City of Chicago. I have some follow-up questions for you.

Page 115

I believe during the -- earlier on in your testimony, you testified about some of the source documentation that you received from the city to help prepare your plans. Do you remember that, that line of questioning?
A Yes.
Q And I believe you said you look at the actual costs, the A-614 report?
A 613.
Q 613, thank you.
And did you make a reference to -- did you review budget ordinance as part of your preparation of the plans?
A Yes, but only to the extent that it provides us position counts, and if it is not a budget plan, then we are not looking at anything for our actual plans other than position count information.
Q Got you. So Exhibit 23, that was shown earlier, was portions from the fiscal year 2020 budget. My understanding is that budgets are done prospectively --
A Yes.
Q -- like projecting costs?
A Yes.
Q Do you -- and then when you are doing like in Exhibit 34, the full cost allocation plan for 2020, my

Page 116

understanding is that's done retrospectively?
A Yes.
Q Do you know whether the costs reflected in the budget prospectively, those were actually spent, do you know if those would be accounted for in the A-613 Reports that you looked at?
MR. HANLEY: Objection, foundation.
THE WITNESS: I don't know if they would. I would assume they are, but there is always the question of whether or not a budget cost actually gets spent.
BY MR. CROUCH:
Q Right. And so for the -- for Exhibit 23, for the 2020 budget, you were asked about specific line items and why those weren't accounted for in the full cost allocation plan. Do you remember that line of questioning?
A What was Exhibit 23? Which department was that?
Q Yeah, it was -- let's see, I can pull it up real quick. All right. Let me go to the specific page. Sorry.
A If it's a sewer fund expenditure for the department of water management, then I probably am not looking at that.
Q Right. So one of the pages you were looking at, I think, was page 276 on Exhibit 23, water fund finance

general, and you were asked some questions about contractual services.

Do you see that here?

A Oh, yes.

Q And why wouldn't these be reflected in your full-cost plan done after-the-fact?

A Well, because we were not looking at water fund finance general expenses.

Q Okay.

A I mean, they are not considered one of our central service departments that we are allocating costs from.

MR. CROUCH: Okay. All right. I'm going to take a -- I think I might not have any further questions. I am going to take a quick break and confer with Susan, so can we just take a five-minute break?

THE WITNESS: Sure.

(Brief recess.)

MR. CROUCH: We can go back on the record. I have nothing further at this time.

MR. HANSEN: Okay. There is nothing for me either.

MR. HANLEY: I'm sorry, I just joined. Are you done questioning?

MR. CROUCH: Yeah, sorry, nothing further at this

time.

MR. HANLEY: Okay. Just one item of redirect.

FURTHER EXAMINATION

BY MR. HANLEY:

Q You never have gone back with respect to any of the items that we have identified from, say, finance general or other departmental expenses to determine whether what actually happened matched the budget, is that correct?

A Yeah. We generally do not compare the budget. I mean, we do, but you probably don't want to go there, but for the full-cost plan we do not compare. We don't do any comparison of what was in the budget compared to what actually happened.

MR. HANLEY: Okay. I have nothing further. Thank you, sir.

MR. CROUCH: Yep, nothing further.

COURT REPORTER: Are we ordering this today?

MR. HANLEY: Yes.

MR. HANSEN: We will reserve.

COURT REPORTER: Who needs a copy?

MR. CROUCH: I would like a pdf copy. I am going to put my order in the chat if that's easier.

COURT REPORTER: Okay.

MR. HANLEY: We will order -- from Plaintiff's

standpoint, we will take whatever we got for the previous deposition. All set?

COURT REPORTER: I think so.

MR. HANLEY: May I have your email address, Ms. Dawson?

COURT REPORTER: Yes, absolutely. Let me put it in the chat. Are we attaching any of these exhibits that we referred to, or may I have them to look at?

MR. HANLEY: Yeah, we will upload them for you, the ones that were referenced, even the ones that were previously marked.

MR. CROUCH: And I put in the chat I am not going to order any copies of the exhibits, please.

COURT REPORTER: Okay, sure, yep.

MR. HANSEN: Same here.

MR. HANLEY: We will get them to you because sometimes you want to look at something that was referred to. We will get them uploaded.

COURT REPORTER: Perfect. All right. Thanks, everybody.

MR. HANLEY: Thanks, Mr. Sames. Thanks, everybody.

(Further deponent saith not.)

(Signature reserved.)

(The deponent was concluded at 2:36 p.m.)

IN THE CIRCUIT COURT OF COOK COUNTY, ILLINOIS
COUNTY DEPARTMENT, CHANCERY DIVISION

KATHRYN FARMER, Individually, and as Representative of a Class of Similarly-Situated Persons and Entities,

Plaintiff,

vs. Case No. 2021 CH 04583

CITY OF CHICAGO, an Illinois Municipal Corporation,

Defendant.

Deponent Certificate

I, KURT SAMES, do hereby certify that I have read the foregoing transcript of the deposition taken on October 22nd, 2025, before Becky L. Dawson, CSR, and that the questions and answers are true and correct, except as may be noted on the attached sheet.

_____
KURT SAMES

SUBSCRIBED AND SWORN before me this _____ of _____ 2025.

_____
Notary Public

E R R A T A S H E E T

Page	Line	Corrections
____	____	_____
____	____	_____
____	____	_____
____	____	_____
____	____	_____
____	____	_____
____	____	_____
____	____	_____
____	____	_____
____	____	_____
____	____	_____
____	____	_____
____	____	_____
____	____	_____
____	____	_____
____	____	_____
____	____	_____
____	____	_____
____	____	_____
____	____	_____

STATE OF ILLINOIS)
) SS.
COUNTY OF WINNEBAGO)

BECKY L. DAWSON, a Certified Shorthand Reporter and Notary Public in and for the County of Winnebago, State of Illinois, do hereby certify that previous to the commencement of the examination of the said KURT SAMES, he was duly sworn to testify the truth in relation to the matters in controversy here insofar as they should be interrogated concerning the same; that said deposition was taken at 2309 West Whiteoaks Drive, Suite A, Springfield, Illinois; that the testimony given by said witness was reduced to print by means of shorthand and computer-assisted transcription; and that the foregoing is a true, correct, and complete transcript of my shorthand notes so taken aforesaid.

I further certify that this deposition was taken pursuant to notice and that there were present at the taking of this deposition MR. GREGORY D. HANLEY, ESQ., appearing on behalf of the Plaintiff; MR. SCOTT M. CROUCH, ESQ., appearing on behalf of the Defendant, CITY OF CHICAGO; MR. MAXWELL HANSEN, appearing on behalf of MAXIMUS CONSULTING SERVICES, INC., and the witness, KURT SAMES. Also present was MS. JAMIE WARROW, MS. SUSAN JORDAN, MS. SUNNY BAXTER, and MS. ASHLEIGH K. GALVIN.

I further certify that I am not counsel for nor in any way related to any of the parties to this suit, nor am I in any way interested in the outcome thereof.

IN TESTIMONY WHEREOF, I have hereunto set my hand and affixed my Notarial Seal this 4th day of November, 2025.



BECKY L. DAWSON
Certified Shorthand Reporter
Illinois License No. 084-003535
California License No. 6891

$

$1 26:9 100:3

$1,000 32:22

$1,856 27:2

$1.1 29:8

$1.2 45:24

$1.3 41:14

$1.47 94:17 95:3

$10 60:23

$10,000 31:20

$10.5 60:23

$100 82:6

$12 26:6,12 27:15,21 31:24 32:14 33:2 36:24 37:2,6,9

$13 26:10

$130,948 29:4

$131,000 29:9

$14 60:22

$151 72:3

$2 31:19

$2,841,000,000 68:1

$2.8 67:19

$24,447.57 52:13

$25.8 67:23

$26 61:6

$276 99:2

$28 113:5

$29 113:13,15

$3 26:3

$3.1 22:4

$3.6 100:5

$335 80:8

$344 91:23

$361 98:10 99:6

$368,000 104:12

$4.56 100:4

$48 67:14

$5,667 36:3

$5,676 32:21

$5.3 27:1 103:12

$50 61:3

$647,229 46:8

$67 22:17

$7.7 102:18

$80 98:21

$9.5 27:18

$989,000 30:1

$989,775 36:3

$995,000 31:9 35:13,21

$995,442 29:23

0

0 86:7

1

1 28:15,17 29:4 80:13 81:6,7 97:6 113:16,17

1-0 27:8

1.26 73:3

1.3 45:4 47:11

10 108:1

10-minute 83:19

104 28:3

107 28:5

11 9:23

11:05 4:4

12 27:18 57:13

12:10 37:19

13 49:24

130,948 36:12

15 38:2 43:22

15,331 44:20

15-minute 37:15

17.55 44:22

19 57:13,18 78:15 88:1

1:30 83:21,24

2

2 29:4 81:8

2.8 25:6

2013-2022 78:13

2016 6:6,7

2019 49:24 87:10

2020 6:17,20, 22 7:3,7 15:20 20:21 21:5 42:4,22 44:6 45:12 49:11 51:24 60:20,22 61:2,10 73:13,20 77:13,18,20 80:6,18 87:10 88:5 89:5 94:8 115:18, 24 116:13

2021 5:15 78:2

2022 77:18,21 84:5

2023 78:3 84:6

2024 78:15 86:3,9

2025 4:3 111:10

2026 112:20

213,000 41:17

213,654 47:12

22 4:3

23 21:1 22:19 94:7 100:12 104:8 108:13 115:17 116:12,16,24

2309 4:5

26 87:8,20 88:3 92:24

26,288 23:12

260 108:13

270 103:23 104:7

276 22:19 116:24

277 94:10

28.7 60:21

2:17 108:5

2:18 108:9

2:30 83:20

2:36 119:24

2FM 14:4

3

3 81:8 84:4

30 109:17

31st 87:10 88:5

33 51:20,24 52:3 54:9

330 31:2

337 100:13 101:21 102:12

34 15:19 23:4 42:1,2 63:13 77:24 78:7 79:18 87:14 94:10 95:7 113:4 115:24

35 45:11,16

63:10,12
35.8 60:20
36 38:6 60:19
37 38:6
38 78:12,14 80:4 81:5 84:3,5
39 86:1

4

4 44:3 80:4
40 57:14,17, 18
41ftes 108:15
42 49:24

5

5,667 36:7
5.7 43:16
54 88:2,3
565,553 27:5
58 40:15
5a 81:8
5b 81:9

6

6.1 25:6
613 52:5 109:23 115:9, 10
6328 108:14

7

7.4 45:24
7.5 45:3

8

8 20:22 21:5
81 98:16,20
87,359 44:16

9

9.4 28:19 33:9
9.493 33:13
94 73:4
9438 103:12
9481 102:16 104:10
9600 22:15
97 59:15
97.8 72:23
9773 94:15
989 32:23
989,000 29:1
989,775 27:5 31:21 32:19
995 36:9
995,000 27:17 28:21 30:5 31:19 33:20, 23 34:14
995,442 31:24 32:18 33:5 36:16

A

A-4 15:24
A-613 13:7 57:11 116:5
A-614 115:8
A.2.3 16:13 20:16
A.2.4 18:3 20:16
a.m. 4:4
able 74:10 92:3 99:2
about 5:16 9:3 15:17 19:5 21:4 26:3,6,17 32:5 38:13 43:16 45:23 53:20 54:1 56:1,2 58:12 61:3 67:19 68:15 72:3 73:24 75:4 77:23 81:10 84:3 88:14 93:15 94:9 95:23 98:10 104:11 113:5 115:2 116:13 117:1
above 30:8
absolutely 119:5
absorb 10:6
Abstract 79:6
Accommodating 18:4
according 59:17 83:2 93:16
account 13:10 18:23 19:3 21:19 22:2 99:20 105:3 107:5 108:20 110:1, 10,11,14,16, 17
Accountability 9:24
accounted 103:17 106:11 112:4 116:5,14
accounting 104:23 105:10 107:2
accounts 26:24
accumulated 98:11 104:21
accurate 42:11 90:15, 24
accurately 63:17 98:3
achieved 56:12
activity 16:20 17:6,22 44:3 49:5 66:16,21 113:20
actual 6:19, 20,23 8:5,10, 17,20 13:6,10 38:7 57:10 63:3 101:13 110:6 111:13 115:7,15
actually 7:14 9:14 27:19 57:15,23 88:1 95:22 101:9 105:8 116:4, 10 118:8,13
add 26:3 29:3
add-back 24:15
added 24:23 25:1,3,5,6 36:7
additional 25:7 29:3 88:3
address 119:4
adds 26:8
adjusted 63:22
adjustment 25:5 51:16 96:3
adjustments 18:4,5 24:15, 19 27:4
administration 42:7,21 50:15 67:15
administrator 50:23
administrator's 50:24
administrators 50:13

affect 82:4

affects 15:14

after 6:22,23 23:23 25:15, 16,17 26:6 28:4 32:14 51:13

after-the-fact 117:6

again 14:6 20:9 23:3 24:1 25:2 27:9 41:6 49:3 58:18 62:2 64:18 68:10 69:23 75:15 78:19 82:21 86:5,15 100:15 106:5 109:8

against 107:18

aggregate 110:17

agree 6:17 7:11,14 16:17 21:13 28:21 36:23 38:19 41:9 45:19 46:2 47:1 52:6 53:6,19 56:19,20 58:4 59:9,12 60:8 61:9,17 70:22 74:6 75:8 79:17 80:17 92:7,8,15 95:5,15 99:11 104:15,17 105:19 106:18 108:18,24 109:5 113:22

agreement 4:3

ahead 15:12 19:21 48:8 92:21

aim 106:18

air 31:17

airports 54:23 55:3 62:2

AIS 103:24

Alex 11:24 12:2

all 4:20 5:22 11:6 12:8 13:9,21 14:9 15:3,16 16:10 17:11 18:22 19:9 20:3,15, 20 21:22 22:7,12 25:12,20 26:12,22 28:8,16 29:14 31:2 32:20,23 33:8,16 34:4, 24 35:20 36:9 37:21 40:4,19 41:6 42:13 44:2,17 45:10 46:12,24 47:6,10,15 49:3,8,14 51:19 52:2 53:6 54:19,21 56:14 58:4,15 59:1,2,4,19 60:8 61:9 62:22 63:8,15 65:2,22 66:12 67:3,9 68:10, 15,21 69:23 70:19 72:11, 18,21 78:6 79:24 82:17 83:16 84:2 87:2,4,8 88:13 92:3 93:3,19,21 94:7 95:21 96:9 97:6,13, 19 98:1,10, 13,14 99:5,15 103:11,22 104:21 105:7 106:7,17 107:1,21,24 108:7,11 110:13 111:22 113:3, 9 114:7,16 116:19 117:13 119:2, 18

allocable 43:6 61:3 72:8

allocate 13:19 17:21 25:18 27:14 28:6 29:16 31:15 37:9 43:8 48:1,20 58:15,21,24 62:4 64:5,15 76:8 96:16

allocated 17:8,15 23:22 25:16 26:5,9 30:15 31:9,12 36:24 38:7, 14,20 40:15, 20 42:21 44:4,22,23 45:3,4,23 48:3 55:12,23 56:2 59:11,22 60:5 61:5 67:20 73:3 93:16 97:7 99:7 105:12, 21 113:5,20 114:13

allocates 25:23 61:14 105:24

allocating 16:19 28:8,11 30:23 33:13 41:23 42:4 43:5 49:6 62:16 66:15, 21 86:19 96:15 105:4 112:23 117:11

allocation 5:4 6:2,6,15,16 7:2,9,13,15, 17 8:6 9:15 10:16 11:8,17 13:15 14:6 15:20 16:14, 18 17:13,17, 23 18:16 19:7,10,17 20:13 24:6,7, 11 25:3,8,11, 13,14 26:3,6, 8,13,23 27:12,15,17, 23 28:10,20, 21 29:7,11, 12,15,19,20, 23 30:4,16, 20,23,24 31:7,11,12, 22,24 32:1, 15,24 33:2,6, 8,9,12,16,24 34:1,9,14,19 35:6,15 36:4, 16 37:2 38:8 39:8 40:5 41:2,13,17 43:2,11,17 44:5,8 45:23 46:3 47:1,7, 10 49:17 51:12 53:8, 14,20 54:3,5, 18,19 56:17 58:10,16 59:20 61:22 63:4,9,17 64:1,4 65:5, 16,24 66:20 67:8,20,24 71:8 73:12 74:11 76:9, 15,18 79:19 83:2 90:24 93:9 95:6 96:3,19 98:13 100:5 103:5, 18 104:16,19 106:19 107:4, 15 108:18 109:5 113:12, 24 115:24 116:14

allocations 14:15 15:10 18:22 21:14, 18,23 22:9,20 25:19 29:3 39:23 41:11 44:3 53:21,22 58:5,10 60:9 61:10,18 72:19 77:1

90:11 93:22 94:20 96:10 97:13 102:24 103:24 107:18 113:10,11

allow 55:18

allowable 39:6 46:15,20 61:19

almost 45:3 80:8 103:12

along 6:12

already 12:17 25:24 68:19

also 6:1 7:22 11:24 19:1 39:7 40:14 41:9 57:10

altercation 89:16

always 48:23 116:9

among 33:13

amount 22:17 26:9 33:20 45:4 47:7 61:5 68:4 71:17 72:7 94:16 95:2,6, 16,19 96:4 102:18 104:11,16 107:3

amounts 27:1 37:9 41:11,21 72:7 96:7 104:22 105:3, 9

analysis 19:10 66:7,11 71:16 72:1 76:1 81:13 82:1,14 112:22

analyzed 82:18

and/or 18:5

announcing 50:2

annual 73:13 80:4 87:14

another 21:9 26:8 32:21 40:6 55:13,22 67:23 86:9 89:21 105:7 112:5

answer 12:19 19:22,23 36:20 39:16 40:17 46:10 54:4 55:15,18 62:13 64:19 69:8,13,17,18 70:1,6,8,9 71:5 74:4 81:18 86:23 87:19 92:21 97:10 98:8 108:22 109:16

answered 22:22 35:14, 22 66:3 69:15,20 88:16,21 89:3 97:8,21

answering 54:16

answers 12:20

any 12:16 19:10,11,12 21:22 30:24 31:5,6 47:7 50:6 55:17 56:11 59:17 60:1 62:22 65:23 72:24 74:14 75:5,11 85:17 86:10, 15 96:4 99:5, 15 100:8 102:20 105:3 112:3 117:14 118:5,11 119:6,12

anybody 11:19 12:8 50:18 51:5 52:23 65:4 66:6 71:8,13, 24 87:3

anything 35:12 55:17 90:15 95:23 106:23 111:15 115:15

apartments 81:8

apologize 16:11 23:8 32:7 63:11 109:18

appear 40:2

appears 40:6

Applicable 18:5

application 23:4

applied 15:17 53:20 64:21 93:4

applies 16:2 54:6

appreciate 23:13 114:17

appropriate 18:6 48:1 107:3

appropriately 16:24

appropriation 101:2

appropriations 94:11

approval 9:15

approved 38:21 40:8 96:12 112:9

approximate 93:23

around 5:16 26:1 84:3

as 4:11,12 5:22 8:8 10:24 12:9 15:19 23:1 25:4,7 26:2 29:23 30:17 33:6 37:17 38:6 39:22 42:19 45:11, 13,20 47:3 49:23 50:23 51:23 53:20 55:22,23 58:13 62:14 64:5 65:22 67:3,11 70:23 71:16 72:24 73:8 74:11 78:12,17 79:5 82:14,18 83:4 84:8 87:15 89:17 91:23 93:10,16,17 95:21 100:20 101:20 104:16 106:15 111:12 115:12

aside 9:2 68:4

ask 4:8 12:20 14:1 54:10 69:23,24 93:19 109:19

asked 22:22 35:14,22 66:3 69:15 76:14 88:16,21 89:3 97:8,21 116:13 117:1

asking 9:3 20:3 27:16 35:11,20 42:10 75:16

aspects 20:15 106:10

assessed 79:4 81:10

assessment 79:6,7 81:7

Assessment/ sales 79:8

Assessor

85:18,20 86:2,7

Assessor's 79:5

assets 18:6 62:19,23 71:13 74:15 75:17,23 76:20 92:24 103:13

assigned 37:10 43:4 56:11,13 75:12

assisting 89:16 110:20, 23

assume 7:1 12:21 14:24 19:9 29:24 34:22 55:3 74:24 75:2 86:22 116:9

assumed 48:24

assumes 85:21 86:11

assuming 34:20

assumption 33:19 34:2 101:18 108:23

assumptions 108:21 109:12,15

at 4:5,7 6:7, 13,15,21 7:5, 7 9:24 11:9, 19 20:4 21:12 22:15 25:20 28:5 32:11 34:4 37:14,19 39:22 43:2,9 45:15 48:2,11 50:1,6 53:12, 13 58:23 62:17 63:9 65:13,14,18, 23 66:6,11 67:6 68:3 70:22 71:8,24 74:5 77:11, 14,15,24 78:20 80:19 81:5 83:20,24 85:2,4 86:10 87:3,11 92:23 93:3 94:8 97:11 99:20 101:12 102:12,20 106:13 107:4 108:9 110:10 112:3 114:17 115:7,15 116:6,22,23 117:7,20,24 119:7,16,23

attaching 119:6

attention 16:12 49:1 63:10 94:10 96:10 100:13

attorney 114:23

attorneys 5:9, 11

audible 69:13 70:6

audio 37:22

audit 50:3,9

auditing 104:23 105:10 107:2

auditor 50:10

authorizing 48:12

available 66:14 80:18

average 63:20,23

avoid 106:19

aware 5:7 7:16 21:17 47:15 50:6,18 70:3,9 72:11 85:12 94:19 99:15,18 100:8,11 101:23 102:20 103:9 111:16

B

back 19:2,11 28:24 29:8 32:12 34:13 36:13 37:19 38:1 42:1 54:2 75:9 83:20,24 92:3 100:12 103:11,22,23 107:18 108:1, 5,9 117:19 118:5

backing 30:3

based 6:17,19 8:3,4,15 9:4, 21 17:15 28:12 33:10 42:21 43:5 44:5 47:7 73:7 79:14 92:4 98:2 111:12

basic 53:19

basically 25:15 28:8 29:9 73:17

basis 12:10 16:14,19 27:23 29:11, 19 30:17,20 33:9 43:2 46:12 63:9 66:15,21 76:9,15,18 79:19 93:10 95:23

Basset 50:22 51:5 52:13,23 53:1,7

Bates 23:10

bear 22:12

became 35:5 91:15

because 6:22 9:2 10:22 20:1 21:18 25:15 26:17 27:19 29:24 31:21 32:13 34:2 37:1 38:24 39:18 46:15 56:16, 24 58:18,20 61:19 62:1 67:4 68:10 81:23 85:3 97:11,17 103:8 105:19 107:7 117:7 119:15

Becky 4:6

become 5:7 47:15 69:2

before 8:10 21:6 25:9 40:3 51:22 69:19 75:4 84:3 85:8 86:6 94:19 98:14 102:21 103:24

begin 112:18, 19

beginning 66:24 68:13

begins 52:1

belief 47:18, 21

believe 5:17 48:9 68:7 71:9 77:13 94:4 115:1,7

benefit 58:12

benefits 56:8, 10 72:15

benefitted 33:14

benefitting 17:7

best 51:1

better 15:8 33:17

between 10:7 19:4,6 20:2 25:12 37:3 41:21 54:2 94:11

bill 10:5 23:23 34:4,10 56:15,23 95:10 96:4

billed 24:16 28:24 29:8 30:4 32:24 34:16,21,23 36:7 37:6 55:2,22 75:5 78:8 95:6 99:12,16 100:2,8,19 104:1 112:3

billing 56:1 99:21

billings 18:7, 12,15 54:2

billion 67:19 80:8 82:6 91:23

bills 27:6 100:18 101:6

bit 32:6 34:17 52:22 54:1 59:6 69:17 80:8 113:16

both 8:20 41:10 54:20 66:24 85:4

bottom 22:15 81:6 102:12

break 37:16, 18 83:17,19 84:4 108:1 117:15,16

breakout 27:20

brief 38:3 83:23 108:8 117:18

briefly 15:17

broken 23:16

brokerage 50:24

brought 25:4 48:24

budget 8:3,6, 9,11,20 13:16 20:21 21:5,9, 15 22:8,9,21 23:1 25:18 57:9,19 94:8 95:1 100:16, 20 101:5,6 102:6 111:10, 12,18 112:6, 11 115:12,14, 18 116:4,10, 13 118:8,9,12

budgeted 9:2

budgets 14:7, 13 106:10 115:19

buildings 39:8,14

built 108:21 109:11,14

bulk 43:17

bumbling 84:3

Bureau 101:22,24

but 6:15 8:14, 22 10:7,16,19 11:4,11 12:19 15:1 16:6 17:19 19:1 20:3 21:13 22:3,10 23:12 24:9,23 26:2, 12 27:22 28:20 29:7,8, 21 30:4,15 31:4,16 32:5, 8,23 33:16 36:13,23 37:1,6 38:12 39:9,17,22 40:7,16,20 41:3,16,20 43:16 45:22 46:8,14 47:10,12 48:13 49:5,14 51:11 52:12 53:6,11 54:14,19,21 56:10 57:10, 13 58:22 59:3,9,16 60:8 62:2 63:3 64:21 65:4,8,12,22 66:12 67:3 68:5,7,12,15 70:11 72:3,22 73:3,15,20 74:1,6,21 75:8,16 76:18 77:9,18,21 78:4,6,19,24 79:16,21 80:17,20 81:12,21 83:13 86:6,17 87:2,14 88:13 89:21 90:13, 17 91:12,21 92:1,7,15 94:9 95:21 96:2,24 97:2, 5,13 99:5,19 100:24 101:9, 13 102:8,9 103:8,11 106:3,5,7,18 107:13,21 108:2 110:3, 16,22 111:2, 12 114:12,18 115:13 116:9 118:10

by 4:2,16 5:9 11:5 12:6 13:10 15:6,15 16:22 17:7,8, 24 19:20 20:10 21:3 22:1 23:2,14 24:10,11,22 26:21 30:12 32:10 33:12, 20,22 34:8,10 35:4,10,17,23 36:5,22 38:4, 7 39:21 43:7 44:9,17 45:7 47:23 48:16 49:2,4 50:12 51:10,18,23 52:11,16,20 53:5,18,23 54:10,15 55:16 56:21 59:19 60:14, 18 61:19 62:5,6,12 63:7 64:9,11, 23 65:7,21 66:1,5 69:7 70:2,10,21 71:4,23 72:12 75:1,4,21 76:5,17,20 77:6 78:14 79:5,7,15 80:16 81:20 82:3,13,24 83:10 84:1,6 85:9,16,19, 20,24 86:2,14 87:1,24 88:17,23 89:4,14 90:22 91:5,6,9 92:14,20 93:4,8,13,24 94:6,16,23 95:2,12,20 96:8,16,23 97:9,24 98:3, 9 100:1,24 101:3,19 102:7,17 103:13,21 104:6,10 105:9,18 106:1,24 107:11 108:10,24 109:2,13 110:1,2 114:6,21 116:11 118:4

C

C-101 26:19

C-102 26:23

C-103 27:9 33:1 36:24

C-107 23:12 33:6 34:13
C-156 42:2
C-159 44:4
C-468 96:10
C-469 98:15
C-500 113:10, 11
C-64 63:10
C-644 63:10, 15
C-645 67:8
C-647 72:18 78:7
C-67 45:16
calculates 81:7
calculation 90:12,13 92:5
call 7:19 9:5, 6,8,12 17:12 39:6 89:19 110:22
called 4:11 7:16 13:7 22:14 39:8 40:8 58:6 76:20 101:6
calling 32:20
calls 69:6,16 70:17 71:2,21 85:22 86:22
came 25:9,15 31:22 32:14 36:4 54:17 65:6,8 76:7 83:3 107:14, 16
cannot 56:11 92:5
capacity 89:23 110:21, 22
capitalized 18:6
cars 58:14
case 4:23 5:14,16 14:15 29:17 36:8 39:12 46:5 54:19,24 101:9 103:5 107:13
causative 55:20
centers 23:16
central 16:20 18:14 19:1,2, 12 30:10 37:19 38:14 66:16 83:21 106:15,18 108:5 117:11
certain 38:13, 14 54:23 55:11 57:1 67:7 90:3
cetera 18:8
change 28:22 29:1 30:5 41:17 59:6 68:1 80:5
changed 61:13 111:2
changes 59:6
chapter 25:4, 16 30:9 43:21 58:14,22,24 114:5
chapters 98:18
charge 107:3
chargeable 22:16
charged 66:19
charges 15:11
charging 106:19
chat 118:22 119:6,11
Chicago 4:24 6:3 7:9 16:7 19:8,15 20:2, 18 59:24 76:7 80:7 81:23 82:7 84:10 87:5,6 97:4 114:23
Chicago's 5:4
choosing 58:22
chose 46:11
chosen 64:8, 14
circular 56:8
circumstance s 55:12
citizens 15:11
city 4:23 5:4 6:2 7:9 10:15, 24 11:8,9,17, 19 12:21 14:19 15:9 16:7 19:5,6,8, 15 20:2,6,12 21:15 22:1 25:18 28:8 39:1 42:6,14 43:17,22 44:17 46:4, 13,15,17 47:16,24 48:10 49:7,8, 9,14 50:4,22 51:2,23 52:24 57:5,17,18 58:12 59:17 63:3 65:9,14 67:11 68:8 71:8,24 72:24 73:1 75:11 76:7,21 77:1 80:7 84:10 87:5,6,12 90:2 91:1,7,9, 22 93:11 96:21 97:3,11 103:4 110:2 111:4 114:23 115:3
city's 14:7,13 20:21 21:5 22:8 42:8 50:7,11 51:6 57:9 60:6 63:22 66:19 71:10,13 73:9,18,24 74:2,6,14 75:17 93:17, 24 98:2 106:5 107:9 114:18
civic 73:22
74:5,7,13,16 76:21 77:9, 11,22 78:11, 14 79:2,17,19 80:23 81:5, 11,22 82:9, 15,18 83:3,7 84:6,10 85:12,19 86:16 87:4 91:18,20 92:15
civilly 32:6
claim 50:14
claims 43:3 45:8 49:8 50:23 51:7 52:24 111:24
Class 81:7,8,9 86:7
classes 84:9 85:13,18,20
classification 44:9
Classification s 86:3
clear 50:13 69:24
close 6:22 108:2
code 13:10
collected 102:2
color 17:15
column 28:7 33:1 45:2 80:8,13
columns 27:4

come 22:20 24:20 25:10 29:22 30:7,9 35:13 36:17 37:19 38:1 43:20 64:14 65:10 74:17 76:15 78:18 79:16 83:20 108:1

comes 30:8 43:21 74:2,7

coming 36:13 40:5 87:16 108:5

commercial 81:9

Commissioners' 108:13

committee 41:13,16 42:4,6 43:8, 12 45:7 48:2, 10 49:16

communications 40:15 72:13

community 55:8

comp 44:5,8 47:2,16 48:10 52:24 53:14 111:23

company 89:20 111:1

compare 106:18 118:9, 11

compared 118:12

comparison 38:7 118:12

compensation 42:8,21,22 43:3 45:8 50:2,4,7,11, 21 51:1,7

compile 7:12

compliance 7:23 8:19

complicated 32:4

component 16:1

components 16:18

compound 53:3 82:11 86:21 94:2

comptroller 11:23 25:18

Comptroller's 11:14

computation 18:8 44:16

concepts 53:20

concluded 119:23

conclusion 4:7

conducted 4:2

confer 117:15

confidence 68:12

confirm 57:22 60:19

confirmed 102:23 109:4

connection 13:4 70:12

consider 104:2

consideration 16:23 109:1,6

considered 39:18 97:17 102:9 117:10

consistency 50:14

consistent 85:19

consistently 7:8

constant 59:4 77:7

consult 90:24

consulted 68:8

Consulting 5:19

contact 11:9, 11,20

contacted 5:9

contain 19:10

contained 16:4

contesting 25:22

continuation 42:14 49:9

continue 48:1 84:2

continued 42:18 61:10

continues 27:8 76:19

contracts 90:1

contractual 117:1

controls 50:13

Cook 78:13 79:5,6 80:5 84:5 85:17,20 86:2,6

copies 119:12

copy 118:20, 21

corporate 19:15 22:16 27:12,17 28:7 30:16 32:21 33:3,8,12 37:3,10 102:10 113:21,24 114:8

correct 5:16, 20 6:3,18,23, 24 7:17,23 8:23,24 10:17 11:1 13:1 14:10,17 16:2,4,20 17:2,9,13,17 18:9,10,17, 20,21 19:13 20:7,13,14 21:15,20,21 22:5 23:17, 20,23,24 24:2,6,7,13, 14,17,24 25:3,8 26:3,4, 6,14 27:6,7 28:13,14,18, 22,23 29:1,5 30:5,18,21 32:1 33:3,6, 10,11,14,15, 17 34:11,12, 14,15 37:3 38:22 39:10 40:3,21,22 41:4,5,14,18, 19 42:8,11 43:18,19 44:6,13,18, 20,21,24 45:1,4,5,8,9, 13,24 46:1,18 47:8,9,13,14 48:3 49:10, 11,17,21,22 51:13 52:7 53:8,15 55:9 57:18 58:2 59:14,18 60:24 61:1,3, 7,11,12,15, 20,21 62:20 64:1 66:16, 17,22 67:4,5, 10,21,22 68:1,6,11,19, 20,23,24 69:2,5 70:13 71:1,6 72:5,6, 9,10 73:5,13, 14,21 74:3,8, 11 76:11,22 77:19,20 78:3,9,10 79:20 80:21,

22 81:15 82:1,4,10 83:5,11,12, 14,15 86:20 87:16 88:11 90:6,18 91:2, 3,16,17 92:17 95:3,8,16,24 96:1,5,12,17 97:14,15 98:11,22 99:3,4,9,10, 13,21 100:5, 10,21 101:7, 16 102:10,18 103:1,2,6,9, 10 104:2,17, 19,20 105:13, 21 106:12,20 107:22,23 110:4,7,8,14, 15,18 111:13, 14 112:4 113:13,18,19 114:10,11,14, 15 118:8

correctly 4:18

correspond 80:13

correspondin g 45:16

cost 6:2,6,14, 16,20,23 7:2, 8,12,14,17,19 8:6,22 9:15 10:3,4 11:8, 17 15:10,20 16:18 18:5, 20,22 19:7, 10,16 20:13 22:8,20 23:16,18,19 24:15 25:5,23 27:4 28:17 29:17 31:15 35:15 38:8 39:8 40:5 42:3,20 43:8 46:14 49:6, 17,21 51:12 53:8,20,21,22 54:5,17,20 55:21,23 56:4,7,10,12, 13 58:10,20 59:20 63:4 65:16 66:19 71:8 83:2 89:16 103:17 104:16 106:19 107:4, 15 114:12 115:24 116:10,14

costs 5:4 8:4, 5,10,11 10:11 13:6 17:20, 21,23 22:16 23:22,23 24:2,20 25:7, 16 26:13 27:19 28:7 30:8,9,12 34:10 37:11 38:7 43:9,17 45:22 46:15 48:20 49:6,20 53:14 54:20 56:2 58:12, 21,24 64:15 67:9,13,20 68:4,5,23 69:2 70:23 97:7 105:4, 12,20,24 106:11 107:18 113:11 115:8, 21 116:3 117:11

could 7:19 17:19,20 22:10 30:24 31:1,5,6 37:15 43:22 55:17,18 56:13 58:21 67:24 68:7 97:22 98:24 103:7

couldn't 62:10

council 10:15 42:6 43:17,22 46:4,13,15,17 48:10 49:7

counsel 4:8

count 28:12 30:17 31:1 33:10 115:16

counts 13:14, 15 115:14

County 78:13 79:5,6 80:5 84:5 85:17,20 86:2,6

couple 20:20 21:4 84:2

course 14:10 21:18 87:12 109:20

court 4:1,7 37:17 83:24 85:2 108:9 118:17,20,23 119:3,5,13,18

covering 110:7

covers 84:24

created 63:3

creates 86:7

credited 107:18

Credits 18:7, 12

crime 67:16 71:9,12,17,18 72:4

Cross-talk 15:4 23:9 69:14 70:14 77:5 84:18,23 92:12 109:9

crossing 113:21,24 114:8

Crouch 12:1, 3,5 15:12 16:21 17:18 19:19 22:23 23:10,13 33:18 34:6 35:9,14,22 36:2,19 47:20 48:5,22 51:9, 14 52:8,15,19 53:3,16 54:8, 12 56:18 60:11 62:9 63:6 65:17 69:6,15,19,22 70:7,15,17 71:2,21 74:23 75:19 76:13 77:3 79:12 81:17 82:2 84:11,15,19, 21,24 85:3,6, 14,21 86:9, 11,21 88:16, 21 89:3,11 90:20 91:4 92:11,19 93:6,12 94:2, 21 95:9 97:8, 21 98:7 99:22 100:23 105:14,22 114:21,22 116:11 117:13,19,24 118:16,21 119:11

current 5:19 63:22 111:11

currently 6:3 111:7

cut 64:17 85:4

D

D-9223 52:1

damn 84:20, 21

data 74:6,7, 14,17 76:21 77:10,12 78:11 79:2,4, 17,19 80:18, 24 81:11,22 82:9,15 83:4, 8 84:10 85:13 86:16 87:4 90:24 92:16 93:3

date 4:3 107:22

dated 78:15
Dawson 4:7 119:4
deal 6:5 51:6
dealing 45:8 71:7
December 86:2 87:10 88:5
decide 68:3 69:4
decided 49:4 62:3 66:24 82:22
deciding 68:22
dedicated 56:15 101:15
deemed 39:2 70:24
deems 10:22
deficiencies 50:12
definitely 65:10 99:23
definition 56:6,9
Definitions 86:3
demonstrates 17:1
denominator 73:17 76:24 82:4,10 83:3 86:18 91:19, 23
department 9:22 13:10 14:3 16:20 18:13,14,17, 24 19:1,2,5, 12 20:2 22:4 23:5 28:15 34:3 38:7 39:8,14 40:6, 14 42:23 43:4,6,7 54:6, 22 55:8,12, 21,22 56:1 58:13,14 59:10 62:7, 11,14,18 64:11,23 66:16 67:11 68:9 70:5 72:13,16,24 73:1 75:16 79:8 81:6 87:13 94:16 95:2,7 96:12 97:20 98:4 100:20 101:1, 12,21,24 102:5,8,17 103:13 104:9, 11,22 105:23 106:5 110:1,2 116:16,21
department's 68:22
departmental 118:7
departments 10:24 13:19 17:8 21:14 24:17 25:9,13 28:9 30:10 33:14 38:14 41:10 44:17 49:6 53:23 54:18 58:6 63:3 66:1 69:1,5,11 70:4,12,23 93:24 100:19 101:5 105:20 106:14,15 114:9 117:11
depends 60:12
deponent 119:21
deposition 4:1,8 5:23 7:20 9:7 38:13 56:23 66:13 109:5 111:16 119:2, 23
deputy 11:23
derive 76:9
derived 24:5 35:21 36:10 98:22 99:2
deriving 15:10 104:2
describe 13:3 42:3 49:5
described 30:16 33:9
description 16:1,5 30:20 45:19 63:16
designation 108:15 114:14
detail 38:12 44:3 53:10
details 75:23
detectives 67:16
determinations 46:23 68:9
determine 16:18 46:20 57:23 64:22 85:18 90:14 91:1 106:10 107:17 118:7
determined 55:11 56:16 98:17,19
determines 29:21 91:8
determining 16:24 66:20
development 104:24 105:20
devote 62:19
devoted 57:2, 6 62:23
devotes 54:22 71:18
differed 59:9
difference 25:12 46:3 47:6,7 54:2
different 23:16 30:11 34:16,17 41:11,21 49:5 53:14 55:24 83:1 111:1
differently 58:21
direct 18:7, 12,15 21:14, 17,23 23:23 24:16 26:13 27:6 28:24 29:8 30:4 32:23 33:24 34:1,4,10 36:7 37:6,11 40:16 54:2,3, 5,20 55:2 56:7,12,15,23 60:1 75:5 78:8 94:20 95:6,10 96:4 98:16,24 99:12,16,21 100:2,8,18 101:6 104:1 105:4 112:3
direct-billed 101:14
directly 18:13 34:16,21,22 54:6 55:13,22 56:1,13 75:12
discovery 107:13
disproportionate 56:12
distinction 10:7
distinctly 32:8
distinguished 8:2
distinguishes 55:20
distribution 17:20 104:8

Distributions 101:23 102:1
divided 108:24
divides 85:13
dividing 76:20
division 11:15 44:9 45:17 71:17
divisions 62:24
document 14:9 21:8,9 45:18 51:23 52:6 57:9,19 78:24 79:14 80:12 81:5 86:2,6,16 94:21 95:9 100:16 103:20 107:16 108:14
documentation 12:22 13:4 33:2 115:3
documents 13:16 41:20 52:21
doing 6:16 14:24 19:7,8 21:19 37:24 47:16,18 49:16 57:15 89:5 106:5 107:8,10,15 111:5 115:23
dollar 88:10
dollars 31:12 41:23 46:13
done 6:17,21 7:2 8:7,13,15 9:4 15:8 18:19 27:20 47:8 50:9 58:17 66:6, 11,23 68:7, 11,12,13 71:24 76:6 77:14,18,21, 22 78:2,14 82:14 87:2,3 91:24 107:21 112:8 115:19 116:1 117:6, 22
double 18:19 24:1,8 106:12
double-count 106:23
down 23:11 25:17 44:4 60:20 66:24 110:16
Drive 4:6
driven 17:6 50:12
duly 4:12
duplicate 106:22
duplicative 105:12
during 25:10 115:1

E

each 7:11 14:3 16:19,20 23:19,22 32:6 37:10 43:5,6 54:19,23 55:3 66:15,16,21 69:11 91:15
earlier 38:13 56:22 66:13 101:5 115:1, 17
easier 118:22
effective 17:17
efficient 108:3
effort 56:11
either 117:21
eliminate 103:5
else 11:19 12:8 48:15 62:4 95:23
email 91:22 119:4
emergency 40:14 67:14 72:12 113:5, 10
employed 96:16
employee 5:19
employees 17:7,8 49:8 50:5 51:6 57:2 65:9
encounter 14:9
end 29:9 100:4
ended 87:10 101:13
enforce 50:14
engaged 77:17
enough 11:6 15:16 22:7 26:2 51:19 56:17 78:6 83:22 93:21
ensure 111:17
entered 18:8 88:20
entire 6:8 11:16 55:8
entities 59:21
entity 49:15 73:1
entry 108:15
equation 88:20
equitable 16:19 66:15, 20 76:10,16 112:24
equivalence 57:6
establish 66:14
established 62:3 64:18 65:19 66:23 68:14 82:23
Establishing 16:13
estate 74:22 92:9,17
estimate 79:3
estimated 78:12 80:5 84:5
et 18:8
evaluate 66:14
even 61:14 84:15 103:9 119:9
event 99:5
ever 12:16 13:14 21:11, 12 47:15 50:6,18 51:5 52:23 65:4,19 67:1 71:13,16 82:14 95:13
every 59:7 68:12 77:11, 14 107:7 110:2
everybody 37:21 42:2 62:4 67:7 119:19,20
everyone 41:24 97:3
everything 12:14 34:20, 22 72:21
evidence 48:7 85:21 86:12, 22
exactly 47:3

57:11 62:11 72:14 97:22

EXAMINATION 4:15 114:20 118:3

examined 4:12

example 10:14 17:6 18:1 20:5,11 22:3 25:23 40:1 41:13 54:7,21 62:18 80:3 82:6 100:4 106:9 107:1

Exceptions 18:4

excerpts 6:15 15:18 20:21

excess 61:6 99:6

excludable 10:15 61:19

excluded 10:19 23:23 39:17 81:13

exclusive 29:11,14,20 30:23 113:12

exclusively 35:1 58:1 62:2,23

exempt 81:13 82:8,15 86:7, 17

exercise 27:9, 10

exhibit 15:19 20:24 22:19 23:4 42:1,2 45:11,16 49:24 51:20, 24 52:3 54:9 60:19 63:10, 12,13 77:24 78:7,12,14 79:18 80:4 81:5 84:3,5 86:1 87:8,14, 20 88:3 92:24 94:7,10 95:7 100:12 104:8 108:13 109:17 113:4 115:17,24 116:12,16,24

exhibits 38:5, 11 119:6,12

exist 96:19

existence 4:24

expect 15:9

expenditure 116:20

expenditures 43:10 46:7 67:9 106:14

expense 14:16 21:14 24:6 30:16 39:3 46:13 48:15 52:7 55:2 57:11 102:20,23 108:14 110:17

expenses 10:23 13:10, 11 21:10 23:16 24:12, 16 26:3 28:24 31:14 34:19 37:6 38:13 43:4 44:23 45:3 46:4,18 48:2 51:24 52:12,17 53:7 55:12 56:24 59:10 60:3,4 61:2,14,18 62:17 64:5 68:22 72:4,20 75:5 76:8 77:2 78:8 86:20 88:15, 19 91:1 92:23 93:15 94:20 95:7 96:3,17 98:11,14 99:12,17 100:9 101:10 102:1 103:4,6 104:1 106:20 108:19 109:6 110:1,6 111:13 112:3 113:5 117:8 118:7

explain 56:14

explained 65:4

explains 96:24

extent 37:8 42:3 45:17,19 63:16 115:13

F

Facility 14:4

fact 47:24 86:11 103:4

factor 55:21

facts 48:6 49:3,4 85:21 86:22

fair 7:1 11:6 15:16 16:8,9 17:20,22 19:9 22:6,7 26:2 43:6 51:19 64:20 65:1,24 76:10,15 78:6 82:19 83:22 93:21 107:19, 20 113:1 114:7

faithfully 64:21

familiar 4:24 14:7,12 21:10 52:2 100:15 102:4

far 23:1 42:19

Farmer 4:23

federal 7:23 9:14,18 10:15,19,22 12:15 38:24 97:18

federally 112:9

federally-approved 8:24 9:10,12 10:8,10,12 112:10

Federation 73:23 74:6,7, 13,16 76:21 77:9,12 78:11,14 79:2,17,19 80:24 81:5, 11,22 82:9, 15,18 83:4,8 84:7,10 85:12,19 86:16 87:4 91:18,20 92:16

felt 76:10

few 108:11 111:20

figure 88:9 106:17

filtered 91:22

final 36:11 45:2 79:6

finalized 40:3

finally 41:2,6

finance 11:15 22:4,14 41:13,16 42:4,6 43:12 45:7 48:1 49:15 104:21 106:9 107:9 116:24 117:8 118:6

financial 6:18 13:9 24:12 43:10,11 46:7 67:9 73:21 74:3 87:9,11 91:11

find 16:10 22:10 98:21 109:18

fine 9:13 32:9 37:20 79:24 108:6

finish 78:7 108:2

finished 54:16 108:4

fire 10:18,23 41:2 58:7,13 59:10,21 60:4,9,22 61:2,6,18,23 62:13,16,23 63:2 65:15 66:1 75:6,12 76:8 86:19 90:11 93:10, 15,22,24 96:15 99:8 112:12,22

firm 89:21 107:2

first 4:12 5:7 6:11 7:6 8:13 12:8,20 24:6, 7,11 25:2,7, 10,12 26:2,6, 12 27:11,15 29:14 31:22 32:1,14,24 33:1,2,6 36:4 37:2 43:10,17 50:10 52:2 67:9,20 73:12 75:16 80:7 97:5 98:14 111:3

fiscal 6:16 7:3 15:20 45:12 84:24 115:18

five 37:15 46:13 69:1,11 77:15 78:22

five-minute 117:16

Fleet 14:4

follow-up 114:24

Following 50:3

follows 4:13

footage 14:5

for 4:23 5:23 6:2,8,16 7:1, 3,9,11 8:4,5, 10,11,19 9:1, 4,17,18 10:5, 14 11:4,16,17 12:18 13:3,6, 15,22 14:1,2, 3 15:20 16:14,19 17:6,20,22 18:5,7,12,14 19:7,8,9 20:4, 11,21 21:6 22:3,16,17 25:9,23 26:13 27:5 28:19 30:21,24 31:7 32:14 33:5,17 37:21 38:9,11 39:1,18,23 40:1,17 41:13 42:2,4,7,13 45:12 46:3,12 47:2 48:5,12 49:8,14 50:12 52:9,12,15,24 53:2 54:7,21 55:3 56:15 57:12,24 58:1,9 59:20 60:20,21,22, 23 61:5 62:13,17 63:3,16,21,22 65:4 66:15, 19,21 67:20 68:18,23 69:6,10,16 70:3,17 71:2, 21 73:12 74:14 75:5,23 76:6 77:18 78:2,22 79:19 80:3 81:7 82:6 83:17,21 84:4,10 85:22 86:3,22 87:9, 12,13 88:4, 10,12 89:11, 17 90:10 91:15 92:5 93:3,5,10,16 94:8,11,15 95:1,11,22 96:7,12,14 97:1 98:15,24 99:8,20 100:2,3 101:10 102:2, 16 103:4,12, 17 104:10,23 106:4,9,11 107:1,8,10 108:11,15 109:21 110:2, 4,6,17 111:4, 11,18 112:4, 23 114:17,24 115:15,24 116:5,12,14, 20 117:21 118:11 119:1, 8

forget 75:4

form 11:2 16:21 17:18 19:18 20:8 22:22,23 24:18 33:18 35:7 36:2,19 48:21 51:9,21 52:2 53:3,16 55:14 56:18 60:10 61:24 62:8 63:6 64:7 66:3 74:23 75:18 76:12 77:3 79:12 80:14 81:16 82:11, 20 85:14 86:21 90:19 92:10,18 93:12 94:2 95:17 96:6,20 98:6 100:15, 22 101:17 102:3 104:3 105:14 106:21 107:6 114:3

format 14:12

forth 63:17

forward 54:8

found 84:4

foundation 15:12 22:23 36:2,19 47:20 48:6 51:9 52:8,15,19 56:18 65:17 69:15 70:17 71:2,21 79:13 82:2 84:11 85:14 91:4 105:22 116:7

four 9:20,22 23:15,16

fraction 73:17 82:10 83:3 86:19 88:14 90:18 91:15, 19

fraud 50:13

from 6:6,15 10:19 11:10 12:17 13:6,18 15:19 18:14 19:1,11 20:21 22:9 24:20 29:3 30:7,8,9 32:1 39:17 43:20,21,24 45:13 49:20, 24 57:11 58:1,13 65:10,14 67:14,15,16 68:8 73:20,22 74:2,7 76:21 78:8 81:13 82:8,17 83:3 87:16 88:15 90:24 115:3, 18 117:12 118:6,24

full 7:17,19 8:8,22 10:2,4 15:19 22:9 38:8 39:8 46:14 59:20 63:22 65:16 73:9,18 74:1, 7 76:21 77:1 78:12 79:3 80:5,7,11,12, 21 82:7 84:5

93:11,17 98:2 101:15 103:17 115:24 116:14

full-cost 10:8, 9,13,16,19 13:6 38:16 40:7,11,20 41:3,14,24 45:20 46:4,8, 11 47:4,11 58:5 96:11 103:6 105:4, 13 112:6,15 117:6 118:11

full-time 57:6

function 28:7

functions 30:11

fund 19:4,14, 15 20:5,11 21:6,10,15 22:13,16 26:13,14 27:5,6,20 28:20 29:12, 18,20 30:1, 13,16 31:2, 10,15 34:1,20 35:2 41:14,17 44:20,22 45:4 47:11 55:13 57:12 59:17 61:5 62:7,19, 24 63:23,24 64:12 71:19 73:4,8 76:2,9 87:9 88:11,15 93:4,5,24 94:1,20 95:8 96:4 99:12,13 100:3,19,21 101:2,10,15 102:9,10,24 103:1,3,5 104:9,19,22 105:9 107:1, 8,10 108:13, 19,20 109:2, 7,21 110:2 113:17,18 114:8 116:20, 24 117:7

fund's 32:18

funded 44:9

funds 5:5 10:5 14:16,21 20:5,12 24:16,20 47:3 53:1 55:4 59:11,22 60:5 63:21 66:2 71:1,10 75:13,22 87:15 94:12 96:16 97:20 98:5 114:13

further 114:16 117:14,20,24 118:3,14,16 119:21

future 53:12 112:16

G

G-I-R-V-E-N 11:13

Gallagher 50:22,24 51:5 52:13,23 53:1,7

GALVIN 37:22 38:1

gave 91:14, 18,20

general 10:23 22:14 23:6,15 25:17,24 34:19 38:20 39:4,18 40:8, 19 41:3 56:24 57:2,7 58:6,7, 10,24 59:10, 21 60:4,9,21, 22 61:2,6,22, 23 62:16 63:2,17 64:5 65:15 67:20 68:6,23 69:12 70:4,23 72:4, 20 77:2 86:19 90:10,11 93:15,16,22 96:3,12,15,16 97:13 98:11 99:8,9 100:3, 15 104:22 106:9 108:19 109:6,20 112:12,22,23 113:6,11,12, 16 114:1,14 117:1,8 118:6

general's 58:1

generally 4:24 10:4 12:19 18:18 90:12 100:18 106:13 118:9

generate 15:2

genesis 68:18

get 9:20,21 11:10 13:14, 15 20:22 24:9,23 27:17 28:11,17,20 30:10 32:11 44:2,4 49:3 51:22 55:11 59:2,8 67:19, 24 69:18,24 73:20 74:1 80:20 87:20 88:24 92:1 98:14 99:5 100:13 108:3 119:15,17

get allocated 73:4

get allocation 13:19

gets 8:18 25:6 31:9 34:10 36:24 37:2 73:3 88:19 99:6 110:16 113:15 116:10

getting 78:22 85:4

Girven 11:11, 12,13 12:13

give 14:2,5 18:1 55:18 67:7

given 16:23 65:12,13 91:6,9,12 109:4

gives 74:18 110:17

Global 50:24

go 9:22,23 13:23 15:12, 24 18:16 19:21 22:9 24:10 25:2,17 26:1 31:2 32:12,19 37:22 38:11 42:1 43:22 45:2,22 46:24 48:8 51:22 72:4,18 77:11 80:18 83:7 88:2,15,24 92:1,21 98:18,20,24 100:12 103:11,22 106:8 113:9, 10 116:19 117:19 118:10

goal 17:4

goes 23:1 31:23 113:16

going 6:13,14 9:2 15:18,24 19:11 20:20 22:14 24:9 25:1 27:14 28:6 29:16 31:2,15 34:13 38:5 43:14 44:23 53:12 58:14,19 59:2 68:22 72:24 73:15 74:1 75:24 79:12 83:18 104:7 108:12 112:2 113:9,17

117:13,14 118:21 119:11

gone 25:24 65:7,19 91:11 99:20 118:5

good 4:17 58:23 66:8 67:1,2 83:17

goods 53:23

got 5:16 32:20,21 44:1,22 59:24 67:13 78:11 82:17 89:19 115:17 119:1

gotten 73:22

government 8:19,23 9:14, 17,18 10:22 12:16 38:24 39:4,19 61:20 96:11

government- 38:20 40:7

government-approved 38:15 39:9,17 40:12,16,21 45:12,18 46:7,14,16,18 47:3,12

government-type 112:7

governmental 59:20

Grant 9:24

Greg 4:22 37:14

gross 28:21 29:23 30:4 31:23 34:13, 19 35:5 36:16

ground-up 75:24

guards 113:21 114:1, 8

guess 55:7 60:12 75:15 91:21

guidance 56:9 97:18 112:9

guy 11:11,24

H

H-I-E-R-T-Z 89:13

hair 17:15

handling 52:24

Hanley 4:16, 22 11:5 12:6 15:6,15 16:22 17:24 19:20 20:10 21:1,3 23:2,12,14 24:22 26:19, 21 32:7,10 33:22 34:8 35:4,10,17,23 36:5,22 37:17,20 38:4 47:23 48:16 49:2 51:10,18 52:11,16,20 53:5,18 54:10,13,15 55:16 56:21 60:14,18 62:5,12 63:7 64:9 65:21 66:5 69:7,17, 21,23 70:2,8, 10,21 71:4,23 75:1,21 76:5, 17 77:6 79:15 80:16 81:20 82:3,13,24 83:10,19,22 84:1,13,17, 20,22 85:9, 16,24 86:10, 14 87:1,22,24 88:17,23 89:4,14 90:22 91:5 92:14,20 93:8,13 94:6, 23 95:12,20 96:8,23 97:9, 24 98:9 100:1 101:3,19 102:7 103:21 104:6 105:18 106:1,24 107:11,24 108:6,10 109:13 114:6, 16 116:7 117:22 118:2, 4,14,18,24 119:4,8,15,20

HANSEN 11:2 19:18 20:8 22:22 24:18 32:4,9 35:3,7 37:14,19,21 48:21 55:14 60:10,17 61:24 62:8 64:7 66:3 70:16,19 75:18 76:3,12 77:4 80:14 81:16 82:11, 20 83:9,21 87:20,23 90:19 92:10, 18 95:17 96:6,20 98:6 100:22 102:3 103:20 104:3 105:15 106:21 107:6 108:5,7 109:10 114:3 117:21 118:19 119:14

HANSON 101:17

happen 25:20

happened 60:2 67:4 118:8,13

happens 36:8 49:12 101:12

hard 52:9

having 54:1 58:9

head 18:2 22:11 33:10

headline 50:3

Health 9:22

hear 4:20 70:8

help 11:4 13:19 14:6 39:1 68:9 115:3

here 16:23 22:15 24:20 25:5 26:17,18 28:6,8 30:4 34:14 36:8,12 43:14,15 44:16,18,23 48:3 51:22 52:12 60:20 65:22 68:15 74:10 92:6 95:21 96:22, 24 97:12 99:14 100:9 103:12 104:10,23 108:1 113:20 117:3 119:14

herein 4:11

Hi 114:22

Hiertz 89:9 90:7 91:10 110:20

higher 46:3 61:15 76:24 81:14

hired 49:15

historical 6:18 8:15 9:5 63:20,23

hour 37:14

how 8:1 14:2 15:13 19:22 24:5 27:16,20 29:14 35:1, 13,16,21 36:6,20 44:1 46:20 48:17 54:4 55:11,15 57:6,10,11 58:20 59:9,24 60:1 64:10

74:17 77:8 81:10 84:20, 21 88:8 93:21 94:3 98:1,15, 19,21 99:2 102:6

however 36:24

Human 9:23

I

idea 58:23 74:17

identified 26:16 69:1 72:23 92:24 118:6

identify 110:13

if 6:13,15 8:14 12:16 13:14 17:11,15 18:13,24 19:14 20:4,11 21:8 22:3 28:15 30:22 34:20 36:14 42:10 45:2 47:24 48:14 49:14,19 51:11,15,16 53:9,12,19 54:21 57:13, 17,18,19 66:6 75:8,22,24 76:6,14 79:1 81:12,21 82:6 86:16 90:6, 13,23 92:23 94:24 95:5,18 99:19 100:2, 18 103:3 105:8 107:1, 14,15 108:3, 21,23 109:11 115:14 116:5, 8,20 118:22

Illinois 4:6 10:1 12:16 79:8

impact 82:9 86:18

impacting 71:12

implications 49:4

important 16:17

improve 50:4

in 4:23 5:12, 23 6:2,3,6 7:2,7,8,19,23 9:6 10:4,12, 13,16,19 11:7,14,15 12:18 13:4 14:9,15,20 15:10 16:4 19:14,16 20:4,6,13,17 21:14,15,18 22:2,8,13,14, 17,20 23:11 24:12 25:2, 10,14 26:5 28:10,15 29:17 30:8,11 31:6,14 33:3 36:4,8 37:14 38:1,7,13,14, 20 39:8,9 40:11,15,20, 23 41:3,9,10, 14,16,23 42:11,22 43:23 44:6,16 45:7,18,20 46:4,11,13, 14,16,18 47:3,4,6,7,10, 12,24 48:2,6, 19 49:11,21 50:14,20 52:4 53:8 54:19 55:11,21 56:8,9,22 57:5,18,19,21 58:5,10,19, 20,22 59:24 60:5,20,22 61:2,5,6,10, 18 62:2,16 65:24 66:13, 19,24 67:20 68:13 69:11 70:4,23 71:7 74:20 77:15, 17,18,21 78:5,6,13 79:8,18,21,22 80:5,6,7,13, 18 81:23 82:7,9 83:3,9 84:6,24 85:21 86:2,9,11,19, 22 87:5,11 88:14,18 89:5,22 90:2, 18 91:2,15 92:16,24 94:16 95:1,2, 6,7 96:3,4,9, 11,22,24 97:12,14 98:11 99:5,6, 7 100:13,20 101:6,9,11 102:18 103:4, 6,17 104:2, 11,16,22 105:3,4,12,23 106:8,14,15 107:13 109:5, 19 110:2,7,20 111:12,16 112:16,19,20 113:15 115:1, 23 116:3,5,14 117:5 118:12, 22 119:5,11

inbound 25:7 32:20 67:8,13 68:4,5,22 69:2 70:23

Inc 5:19

include 10:13 37:11 43:15, 16 69:5 70:12 81:23 82:15 86:16 112:11

included 10:16,19 28:17 53:7 60:5 70:23 91:2

includes 26:13 31:21 37:6 42:7 74:14 80:24 83:14 86:7 87:4

including 28:9 46:12 106:14,15

inclusion 69:11 70:3 97:1

incorporated 18:6

incorrect 22:5

incurred 49:20

indeed 51:11, 15

independent 42:10 50:3 78:24 80:11 112:22

independently 22:3 57:8,14 64:21 91:7

independently - 36:9

indirect 7:22 8:2,14 9:4,5, 21 21:19 22:16,20 34:10 38:9,15 40:24 41:3,16 54:3,17,20 55:23 56:3,7, 9 61:18 97:14

individual 90:3

industrial 81:9

infiltrated 71:9

information 6:18,20,23 9:5 11:10 12:17 13:13, 18 14:5,20 15:1 38:9 45:16 52:7 55:17 74:20 79:22 80:2

83:4 85:18 88:4 90:13 103:13 115:16

injured 50:5

input 40:4

inspector 23:5,15 25:17,24 34:19 38:20 56:24 57:2,7 58:1

instead 45:24 63:3

intend 112:21

intended 53:22 74:21 80:13

interaction 12:8,12

interface 12:10

interference 12:18

internal 102:13

international 50:23

interrupt 48:8

into 6:12 17:12 18:6,8, 22 19:3 21:19,23 22:2,9,20 23:16 24:9 25:4 27:12 30:9 38:11 51:16 59:2,8 67:24 68:5 72:4 85:13 88:15,20 90:10 91:19 92:3 97:12 99:20,23 104:5 105:3, 16 106:6 107:4,17 108:19,21 109:6,14 111:21,23 112:21 113:16

investigate 35:12 57:14 95:13 111:16

investigated 35:1 83:13 105:8,11

investigation 21:23 87:3

investigations 50:14

involved 6:2, 6,10 7:2,8 90:4

issue 9:14

issues 5:3

it 5:16,18 6:1, 12 7:1 8:8,24 13:9 15:11,24 16:3,23 17:6, 12,15,19,20 18:4,12 19:5, 8,9 20:4 21:12 22:10, 15 23:11,12, 13 24:5 25:15,21 26:1 27:20 28:5,11 29:16,17,24 30:8,22,23 31:1,5,16,21 32:17 33:3,13 34:1,4,10,17 35:16,19 37:7 39:6,7,17,18 40:23 42:9, 19,20 43:9, 13,21 44:12 45:13 46:8 47:5,12,18,24 48:14,18,24 49:7,18 50:9, 20 51:16,23, 24 52:9,10 53:2 54:5,10 55:11,19 56:8 57:13,14,22 58:15,20,21, 23 59:6,8,9, 15,16,24 60:12,15,21 62:14 63:20 64:13,14,20, 22 65:8,10, 14,19 66:23 67:1 69:22, 23,24 70:11 72:22 73:2,22 74:10,20,21 75:2,4 76:4, 20 77:14,15, 17,20,21 78:19,20 79:18 80:6,12 81:11,12,14, 21,23 82:4,5, 12,18 84:19, 20 85:4 86:24 87:17,21,22 88:3,7,9 89:5, 17 90:2,6 91:9,21 92:13 94:4,5 95:15, 22 96:24 97:2,11 98:12 99:1,14 100:7 101:8,12,13 102:21 103:4, 7,8,9,11 104:18,23 105:10,19,23 106:5,7,18 107:2,4,12 108:2 109:19 110:1,11,12, 16,22 112:6, 7,8,10 113:1 114:7 115:13, 14 116:18 119:5

it's 23:12 26:19 28:4,5 29:20 31:2 32:19 36:3 51:24 52:9 60:20,22 65:12 74:19 84:21 100:5 110:11 112:9 116:20

item 8:16 43:12 52:7 94:15 95:23 102:16 103:12 104:10 118:2

items 105:10 106:9 110:9 116:13 118:6

its 15:11 17:1 22:2 47:16 97:1 108:20 109:7

itself 85:11 109:2

J

Jaime 54:10

James 11:21

January 112:19

Join 19:19 35:9 48:22 60:11 62:9 75:19 76:13 77:4 81:17 90:20 92:11, 19 98:7 100:23 105:15

joined 117:22

JORDAN 20:24 21:2 26:16,20 83:17

June 49:24

just 20:16 21:4 24:4,9 25:21 26:24 29:16 31:5,15 32:4,5 33:21 35:18 36:6 37:22 38:1,11 43:13 44:15 48:5 49:3 56:6 57:22 58:18 59:13 60:19 61:2 64:13 65:11 66:18 67:7 69:1 72:8 74:18 78:7 79:1,13 82:18 85:8 93:19 94:4 100:5

101:12 103:20 108:11 117:15,22 118:2

justified 33:12

justify 31:9

K

K-A-S-A-N-I-N 12:4

Kasanin 11:24

keep 15:7 36:13

kind 19:11 75:24 84:15 85:6

kindly 89:15

know 5:16 8:10,11 12:19 13:10 14:19, 23 15:1,9,13 19:22 20:1 22:8,10,24 28:5 31:14 32:4 35:21 36:14,15,20 41:21 42:19 43:20 46:10 47:22 48:4, 13,17,19,23 52:10,17 53:9 54:4,5 55:15 56:8 59:24 60:3,7 62:2,6, 11,22 63:1 64:8,13,16 65:22 66:4,6 68:16,18 69:10 72:14, 15 74:4,13,16 75:5,7,11,14, 20 77:22 79:21 80:15, 23 81:2,4,18 82:21,22 84:17,20,21, 22 86:6,13 87:19 88:8, 13,22 90:17 92:22,23 93:2 94:3 95:11, 18,21 96:2 106:3 108:21, 22 109:11,14, 16 111:3 114:7 116:3, 4,8

knowledge 22:21 42:11 60:1 71:24 72:2 87:3,7 107:22

Kurt 4:1,11

L

lack 33:17 50:12

land 81:8

last 12:1 27:3 50:10 77:14 89:12 113:3

later 61:10 78:5

law 25:23 42:15 49:10 101:1,12

lawsuit 5:1,8 6:5

lawyer 4:22 114:18

lead 17:16

leading 50:22

least 6:7,15 7:7 48:2 70:22 107:4

leave 9:2 68:4 103:24

ledgers 109:20

length 99:20

less 28:9,12 30:17 113:16

let 16:10 22:12 33:1 42:1 44:3 49:23 51:20, 22 52:21 60:19 65:11 88:1,2 94:7 100:12 101:20 109:19 116:19 119:5

let's 25:2 32:5 43:9 53:19 60:19 67:6 72:18 78:24 103:22 116:18

level 53:9 79:7 110:10, 11,16

levels 81:7

life 52:4

Lightfoot 50:1

like 10:14,18 13:22 14:1 17:16 36:10 39:7 48:23 78:19 88:8 90:16 98:12 101:1,8 115:21,23 118:21

line 43:12 52:7 94:15 95:23 102:16 103:12 104:10 105:10 106:9 110:9 115:4 116:13,15

listed 44:17 74:10

lists 13:9

little 31:21 32:6,19 34:17 54:1 59:6 67:19 69:17 80:8 113:16, 17

located 4:5

long 37:17 65:7 89:17

longer 111:5

look 14:4 43:2,9 45:15 51:16 53:12, 13 62:17 63:9 67:6 74:5 77:11,14 87:11 92:23 99:23 104:4 105:16 106:6, 13 107:17 111:20,22 112:3,21 115:7 119:7, 16

looked 21:12 77:15 78:20 94:8 116:6

looking 6:13 48:11 77:24 80:19 84:4 93:3 101:12 115:15 116:22,23 117:7

looks 39:7 46:5 78:19 98:12 101:8

lot 11:10 13:13 26:17 108:4

lower 32:5 77:1

M

made 35:19 50:6,18 103:3 111:15

main 11:11

maintenance 104:23 105:20

major 46:2

make 14:3 17:20 26:24 31:16 35:18 44:15 46:22 48:5 56:17 67:24 68:9

79:1,13 80:1 88:19 90:12 105:11 112:21 115:11

makes 14:19 88:18

making 34:19 39:23 48:12 107:19

management 14:4 25:18 40:15 67:14 72:12 101:22, 24 102:5 104:9 113:5, 10 116:21

many 14:2 35:1 57:6,10, 11

mark 23:11

marked 15:19 38:6 45:11 49:23 51:23 78:12 88:2 101:20 109:18 119:10

market 63:22 82:7 98:2

marks 37:17

matched 118:8

matches 33:5

material 60:9, 13,15

math 100:6

matter 30:22 31:13

matters 30:2 31:5 33:21 34:3

Max 70:18

Maximus 5:19,22 7:12 16:2 21:22 22:1 34:24 36:17 39:23 57:23 65:9, 11,13 66:6, 11,13,18,19 68:3 71:16 87:3 89:20,22 91:7 93:5,21 96:16 112:15

maybe 39:22 48:13 55:19 91:24 108:1

Mayor 50:1

mayor's 10:14

MBE 90:4

MBE/WBE 89:24

me 4:20 6:17 7:1 9:6 12:19 13:3,23 15:1 16:10,17 18:1 19:9 21:13 22:12 28:21 33:1,23 36:6, 14 38:19 41:9 42:1 44:4 45:19 47:1 49:23 51:20, 22 52:6,9,21 53:7,10 54:5 58:4 59:9 60:8,19 61:9, 17 65:11 74:6 75:8 79:17 80:17 88:1,2 89:11 90:6 92:7,8,15 94:7 95:5,15 100:12 101:20 104:15 105:19 106:18 109:19 116:19 117:21 119:5

mean 17:15 18:13 39:24 40:2 43:11 55:4 59:16 63:10 64:17 70:11 93:7 100:24 103:1 107:9 110:24 117:10 118:10

meaningful 16:19 66:15, 21

means 18:18 29:16 43:13 67:6 110:12

measure 76:10 98:3

measurement 16:24 17:12 29:22 31:9 35:24 36:10, 17

measurements 16:13 66:14

median 79:7 81:7

medical 42:13 49:8

mention 12:9

method 51:16 62:3

methodologies 112:23

methodology 15:17 16:2,7 20:16 23:5 61:13 65:3,19 68:19,21 79:3 82:23 93:4,9, 15 96:14 97:5 98:1 99:8 108:23 109:4

Michelle 11:21

middle 50:20

Midway 26:14 28:10,12 30:14,17 37:4,5,10 56:15 59:17 61:23

million 22:4, 17 26:3,6,9, 10,12 27:1, 15,18,21 29:8 31:19,24 32:14 33:2,13 36:24 37:2,6, 9 41:14 43:16 45:3,4,24 46:13 47:11 60:20,21,22, 23 61:3,6 67:14,23 72:3 94:17 95:3 98:10,21 99:2,6 100:3, 4,5 102:18 103:12 113:5, 13,15

mind 87:21

minutes 37:15 38:2 108:1

mischaracterizes 35:7

misspoke 93:14

misstates 48:7 94:21 95:9 103:20

modicum 61:15

more 12:10 31:21 32:19 38:12 41:23 55:17 58:11 67:14,15,16 84:2 108:2,11 113:17

morning 4:17 87:22

most 16:19,24 17:17 66:15, 20 112:24

move 35:20

Mr 4:16,17 11:2,5 12:1,3, 5,6,13 15:6, 12,15 16:21, 22 17:18,24 19:18,19,20 20:8,10 21:1, 3 22:22,23 23:2,10,12, 13,14 24:18, 22 26:19,21

32:4,7,9,10 33:18,22 34:6,8 35:3,4,7,9,10,14,17,22,23 36:2,5,19,22 37:14,17,19,20,21 38:4 47:20,23 48:5,16,21,22 49:2 51:9,10,14,18 52:8,11,15,16,19,20 53:3,5,16,18 54:8,10,12,13,15 55:14,16 56:18,21 60:10,11,14,17,18 61:24 62:5,8,9,12 63:6,7 64:7,9 65:17,21 66:3,5 69:6,7,15,17,19,21,22,23 70:2,7,8,10,15,16,17,19,21 71:2,4,21,23 74:23 75:1,18,19,21 76:3,5,12,13,17 77:3,4,6 79:12,15 80:14,16 81:16,17,20 82:2,3,11,13,20,24 83:9,10,19,21,22 84:1,11,13,15,17,19,20,21,22,24 85:3,6,9,14,16,21,24 86:9,10,11,14,21 87:1,20,22,23,24 88:16,17,21,23 89:3,4,11,14 90:19,20,22 91:4,5 92:10,11,14,18,19,20 93:6,8,12,13 94:2,6,21,23 95:9,12,17,20 96:6,8,20,23 97:8,9,21,24 98:6,7,9 99:22 100:1,22,23 101:3,17,19 102:3,7 103:20,21 104:3,6 105:14,15,18,22 106:1,21,24 107:6,11,24 108:5,6,7,10 109:10,13 114:3,6,16,21,22 116:7,11 117:13,19,21,22,24 118:2,4,14,16,18,19,21,24 119:4,8,11,14,15,20

Ms 20:24 21:2 26:16,20 37:22 38:1 83:17 90:7 91:10 110:20 119:4

much 23:13 46:3

multiple 56:10 85:1

mute 37:22

my 4:6,22 5:18 6:1 9:1 11:11 18:2 22:11 23:11 31:23 34:18 42:12 48:17 52:4 54:13 72:2 85:10 87:7 114:22 115:18,24 118:22

N

name 4:6,18,22 12:1 89:8,9,10,12 114:22

named 11:11,24

namely 93:16

nature 12:12 42:3 45:17,19 63:16

necessarily 43:13 92:9 110:12

need 12:16 31:8 35:21 48:19 49:20 75:9 85:2 99:19 104:2 105:8,11 106:11 112:4

needed 50:13 51:16

needs 51:1 53:14 118:20

neither 91:10

net 29:4

never 48:24 52:4 61:13 76:6 78:20 83:13 86:5 87:21 90:14 118:5

new 90:13 110:20,22

next 18:3 26:22 27:24 31:14 37:4,5 112:14,19

nine 36:6 84:9

no 5:17 6:8 7:14 8:8 12:11 15:5 18:2 20:3 21:7,24 25:2 30:3,20 31:11,18,23 35:12,19 47:17 50:8,19 51:8 52:18 53:4,7 57:9 59:6,12 61:18,22 65:6 66:11 67:1 69:13 70:6,9,12,20 71:11,15,20 72:2,17 73:1,2,22,24 74:17 75:7 77:23 78:8 82:16 83:1 84:19 85:15,23 87:13,21 92:5 93:2 94:5 95:14 99:11,18 102:22 103:19 105:6 109:1,22 112:13 114:16

Nobody 91:22

nominal 68:4

nor 91:10

normal 15:24

not 6:8,9,12 7:14 8:22,24 9:2 12:11 15:8 16:7 17:19 18:2 19:6,10,16,23 20:6,12 21:7,8,9,12 24:23 25:1,3,22 28:9 31:8,11,12,13,19 32:24 33:17 35:19 36:11 38:20 39:6,9,24 40:7,11,16,20,23 41:3 43:12,13,14 46:8,11,14,15,21 47:7 48:6,13 49:1 54:4 57:16,22 59:16,23 60:3 61:19 62:21 63:2 64:21 65:10 66:8,9,18 67:2,11 68:7 70:9 72:17 73:2,24 75:14,15 79:24 81:12,23 82:9,12,18 84:13 85:21 86:11,13,15,16,22 87:7,13 90:14,15

91:13 92:9,13 93:7 95:6,10, 19 96:2,7,11 97:14,15,22 99:14,18 100:8,11,24 102:4,9,23,24 103:8 104:15, 18 105:11 106:7,13,14, 15,22 107:3, 9,12,21 108:19,22 109:6,12 110:11 111:2 115:14,15 116:10,21 117:7,10,14 118:9,11 119:11,21

noted 102:23

notes 23:8,11

nothing 17:21 58:3 85:10 117:20,21,24 118:14,16

November 78:15

now 16:12 20:20 23:3 32:19 37:18, 24 38:11 44:2 45:10 46:24 52:24 65:7 83:17 87:8 88:14 89:21 92:2 104:21 107:15 111:12

number 17:7, 8 20:24 23:10 26:16 27:5 30:7,24 31:5, 6 33:6 35:18, 21 36:11,12, 18 42:22 43:3,7,23 44:4,5,12 47:1,4 54:23 57:1,21,24 60:13 74:18 80:13,21 82:17,21,22 83:8,14 91:6, 7,9,12,14,19, 20 92:1,4 97:6 98:21 99:6 110:14, 16

numbers 23:1 24:5 26:17 38:12 40:1,2, 4 43:20 74:17 89:1 90:10 98:15

numerator 73:17 88:14, 15 90:18 91:15

O

O'HARE 26:14 28:10, 13 30:13,17 37:4,5,11 56:1,3,15 59:17 61:23

oath 4:12

object 11:2 16:21 17:18 19:18 20:8 22:22 24:18 55:14 61:24 62:8 63:6 64:7 69:19 74:23 75:18 76:3,12 79:12 80:14 81:16 90:19 92:10, 18 95:17 96:6,20 98:6 100:22 101:17 102:3 105:14 106:21 107:6

objection 15:12 22:23 33:18 34:6 35:3,7,14,22 36:2,19 47:20 48:5,6,21 51:9,14 52:8, 15,19 53:3,16 56:18 60:10, 17 65:17 66:3 69:6,15,24 70:15,16,18 71:2,21 77:3 79:13 82:2, 11,20 83:9 84:11 85:14, 21 86:11,21 88:16,21 89:3 91:4 93:6,12 94:2,21 95:9 97:8,21 99:22 103:20 104:3 105:22 109:10 114:3 116:7

objections 70:7

objective 29:17 56:13 57:1

objectives 56:10

obviously 6:14 46:11

occur 51:11

occurred 51:15

October 4:3

of 4:1,3,7,23, 24 5:3,4,7,15, 19 6:2,9,11, 14,22 7:8,9, 16,17,24 9:1, 15,20,22 10:1,2,24 11:9,10 12:7, 8,12,16 13:3, 5,9,13,16 14:10,12,16, 19 16:1,7,18, 21 17:2,7,8, 13,18,20,23 18:2,9,20 19:3,7,8,10, 11,14,15,16 20:2,5,6,12, 15,21 21:5, 14,17,18,22 22:4,11,19 23:4,5,22 24:1,6,16 25:7,13 26:2, 3,6,17,23 27:9,11,15, 18,21 28:7, 16,17,21,24 29:14 30:4, 11,20 31:17, 24 32:13,20, 21,22 33:1,2, 17 34:9,14,19 36:16 37:2, 10,14 38:7,8, 13 40:4,5 41:2,10,11 42:3,6,7,20, 22 43:3,5,7,8, 17,21 44:5, 12,17,20,23 45:4,6,16,17, 19,20,24 46:8,13 47:2, 7 49:4,7,8,10, 12 50:1,6,10, 12,18,20 51:1,21 52:2 53:3,14,16, 21,22,23 54:18,23 55:3,4,21 56:6,9,23 57:2,7,12,24 58:5,12,15, 20,24 59:4,15 60:1,9 61:6, 18,22 62:18 63:4,10,16,20 64:1,10,22 65:3,16,24 66:12 67:8,9, 13,19,24 68:4,5,21 69:1,11 70:3, 4 71:1,17 72:3,7,11,19 73:7,9,12 75:24 76:1,7, 19 77:2,10 78:7,13,17,24 79:3,4,6,7,8 80:4,5,7,11, 12,20,24 81:6,7,22 82:6,7,10 84:4,9,10,16 85:7,13,17

86:2,3,18,21 87:4,5,6,12, 15 88:3,4,11, 14,19 89:15, 20 90:3 91:1, 19 92:23,24 93:11,12,17, 20,23 94:2, 10,16,20 95:2,3,7 96:4, 10 97:3,5,13 98:3,10,13, 14,18 99:1,6, 12,15,16 100:3,8 101:2,5,10, 12,14,21,22, 24 102:5,9, 12,17,18,20, 24 103:6,9,13 104:7,8,9,11, 22 105:3,12, 20 106:4,8, 10,14,17,19 107:17 108:3, 12,18 109:1, 6,20 110:5,13 111:16,22,23 112:2,3,9,22 113:5,11,12, 24 114:5,12, 23 115:2,4,12 116:9,15,21, 23 117:10 118:2,5,12 119:6,12

off 18:2 22:11 37:23 64:17 85:4

office 10:14 11:14 14:1,4 23:5 30:11 50:1 58:2 79:6 107:9 108:14

officers 54:23 55:4 56:16 62:1

offsetting 104:16

OMB 112:7

on 4:9 6:6,17, 19 8:3,4 9:3, 4,21 11:17 12:10 13:23 15:7 17:15,21 20:18 22:19 23:10 26:17 27:2,4,11,24 28:3,12 30:1, 12 31:2,14,22 33:6,10,21 34:3 35:20 36:23,24 37:4,5,22 38:12 40:4,7 42:21 45:16 47:21 52:1,12 53:19 57:9 58:15 59:5 60:12 65:3,23 67:8 69:17 74:11 78:7,22 79:2,14 80:3 82:22 83:24 84:10,12 85:7 89:17 90:1 95:22 98:15 100:3 101:13 108:9,14 111:4,5,7,9, 17 113:10 115:1 116:24 117:19

once 25:20,24

one 5:3 7:17 8:3,4,18 12:15 16:17 25:10,16 29:17 30:23 32:13 36:23 47:10 54:6,8 55:21 56:8 58:6 66:11,12 67:1 71:11 77:14,18 78:2,20 79:4 80:20 85:2 90:14 94:5 96:10 111:22 112:1,2 113:3 116:23 117:10 118:2

one-allocation 59:1,3

ones 70:19 78:5 97:2 110:3 119:9

only 29:16 30:22 34:2 41:17 47:12 72:8 115:13

onto 27:8

Operations 51:24 101:22 102:1 104:8

opposed 10:24 55:22 64:5 83:4 111:13

order 10:5 48:19 118:22, 24 119:12

ordering 118:17

orders 4:9

ordinance 115:12

ordinances 13:16

organizational 102:4

organized 67:16 71:9, 12,17,18 72:4

originally 91:24

originated 58:22

other 7:6 8:14 12:17 14:5 19:14 20:5,12 21:14 24:16, 20 28:15 30:10 32:6 38:11 39:22 49:6 53:23 58:6 59:17,20 64:5 72:23,24 73:1 80:19 83:4 88:18 97:2 99:16 101:5,9,11 105:20 106:9 115:15 118:7

others 32:21 72:21,22

otherwise 10:12 18:16 81:14 100:9

our 5:9 6:5 9:20 14:15 22:24 33:19 34:2 49:1,12 51:16 89:18 90:1 101:18 106:15,16 108:3,21 109:11 115:15 117:10

ourselves 92:2

out 10:5 13:16 24:5 28:24 29:4,8 30:3 31:16 40:5 54:2 55:4 57:12 59:16 67:12 75:9 88:9 101:2,6, 10 106:17 110:13

outside 89:20 106:4 107:2

outsourced 47:24 48:14

over 8:9 20:16 45:2 66:12 67:19 70:18 98:2 99:20 102:18 109:4, 5 113:12

overall 16:5

overhead 10:5

own 23:19 47:16 51:6 75:22 89:20 108:20 109:7

P

p.m. 108:9 119:24

page 15:24 16:10 20:22 21:5 22:19 23:11 26:16, 22 27:4,8,11, 24 28:4 31:14 33:1 37:4,5 42:2 45:16 47:1 50:21 63:10 67:7 72:18 78:7 80:3,4 81:6 84:4 88:1,3 94:10 98:15 100:3,13 101:13,21 102:12 103:23 104:7 108:13 116:19,24

pages 116:23

paid 57:12 95:22 105:9 110:13

paragraph 50:10

part 14:15 25:7 26:2 65:2,15 68:21 73:12 99:1,16 101:5 102:9 106:8 108:12 110:5 115:12

parted 59:16

particular 8:4, 5 21:11 58:19 78:14 86:15

parties 4:3 66:24

partner 50:22

party 49:15

past 5:12 6:3

patrol 67:15

pay 11:4 39:1 45:6

payable 84:6

paying 18:13 30:1 53:1 101:9 107:2

payment 48:13 103:3, 17

payments 18:15 42:14 49:9

pays 55:3

pdf 118:21

pending 5:15

people 11:11 12:18 28:16 29:24 30:12 31:2 33:19 35:1 39:22 57:10,15,24 65:6,8,9,11 68:8 101:14

per 42:23 43:4,10 46:7 67:9

percent 28:15,17 44:22 59:15 72:23 73:3,4 113:16,17

percentage 43:5 62:18 73:7,9 80:4 93:11,17

Perfect 119:18

performed 51:13

perhaps 83:17

period 6:8,11 110:7,18

periods 6:5,9 89:15

person 90:9

personnel 22:4 75:12

phase 107:13

phased 6:12 7:7

phrase 33:17

physical 6:20 74:15 75:17

place 4:8 20:17 75:9

Plaintiff 4:23

Plaintiff's 118:24

plan 6:16 7:17,19,22 8:3,4,9,15,17, 20,22 9:2,4 10:3,8,9,12, 13,16,19,20 13:6 15:20 16:18 19:7 20:4 22:2,9 23:8 25:10 35:15 37:1 38:8,9,15,16, 21 39:9,18 40:3,7,8,11, 12,16,20,21, 24 41:3,4,14, 16,24 43:21, 23 45:12,18, 20 46:4,7,8, 11,14,18 47:3,4,10,11, 12 49:21 56:3 58:5,10,15, 20,24 61:19 83:3 90:17 96:11,12 97:12,14 98:19 99:1 103:6,18 104:2,16 105:4,5,13,23 106:15,16,19 107:4,15 111:7,9,17,18 112:6,7,8,9, 10,11,15 114:5 115:14, 24 116:15 117:6 118:11

planning 9:3

plans 6:2,7,15 7:2,9,13,15 8:2,6,20 9:6, 10,12,15,21 10:4,10,15 11:8,17 12:23 13:5 14:20 15:18 16:1 19:10,17 20:6,13,18 41:10,22 42:13 46:16 49:17 51:13 53:8,12 59:4, 20 61:10 63:4 65:16 66:20 71:8 89:16 106:8 111:4,5 115:4,12,15

plant 63:21 73:8,15,16,20 74:2 76:19 87:15 88:4, 11,18,19 91:2 92:7,8 93:10, 16 98:2 108:24

play 22:20

please 12:1 54:8 119:12

pleasure 54:13

plus 36:3 99:2

point 6:22 58:23 65:13, 18

pointed 67:12

points 11:9

police 10:18, 23 40:19 54:22 55:7,12 56:15 58:6,9, 13 59:10,21 60:4,9,20,21 61:2,6,18,22 62:7,10,16, 18,23 63:2,16 64:5,11,23 65:15 66:1 67:14,15,16, 20 68:6,9,23 69:11 70:4,23 72:4,19 75:6, 12,16 76:1,8 77:2 78:9 86:19 90:10 93:16,22,24

94:16,20 95:2,7 96:3, 15 99:8 108:18 109:6 112:11,22 113:6,11,12, 15 114:1,13

policies 50:13

policing 71:18

pool 23:20

pools 23:18, 23

portion 31:24 72:7 114:12

portions 115:18

position 13:14,15 28:12 30:17 31:1 115:14, 16

positions 28:16 101:14

possibility 107:7

Postage 27:1

preparation 7:8 13:5 115:12

prepare 9:20 11:8 12:22 15:18 115:4

prepared 7:22 10:4 59:19 84:6

preparing 10:2 53:12 106:8

presented 21:10 81:21

press 49:24

presumably 70:11 78:3

prevent 18:19 24:1 106:12

previous 79:14 119:1

previously 38:6 94:8 109:17 119:10

primarily 58:18

prior 48:7

probably 6:11 17:16,19 22:10 39:20 48:11,13 51:17 61:14 62:1 65:7 75:10 96:21 112:19 116:21 118:10

process 18:9 40:5 49:8

processed 42:22 43:4 44:6 47:2,4

processes 42:13 49:7

processing 45:7 47:16 48:10,14 111:23

procurement 13:22 14:1,3

produced 51:23

professionalize 50:21

program 42:8 50:3,4,7,11, 21,24

projecting 115:21

pronounce 4:17

properly 64:22

properties 81:1,3,9,13, 24 82:8,15 84:9 85:13 86:8,17

property 73:9, 18 74:1,7,22 76:21 77:1 78:13,18 79:3,5 80:5,7, 12 81:14,23 82:7,8 84:6 86:4 87:5 92:17 93:1, 11,17 108:24

proposals 9:21 12:15

prospectively 8:7 115:19 116:4

protect 75:17

protecting 62:19

provide 7:12 39:15 72:16 97:20 114:9

provided 10:23 13:4 19:1 45:7 53:2,23 62:6 64:11,23 66:1 70:24 72:12 93:23 94:16 95:2 98:3 102:17 103:13 104:10 109:2

provides 12:21 17:22 55:8 108:20 109:7 115:13

providing 80:2 111:23

public 10:18, 24 50:23

publish 74:19

pull 77:10 83:8 116:18

purportedly 101:15

purporting 52:6

purports 88:10

purpose 10:2 12:7 26:23 27:9

purposes 8:19 9:1 63:4

put 30:24 31:1,5,6 37:22 57:17, 18,21 68:5 96:22 97:12 113:15 118:22 119:5, 11

Q

question 16:21 17:12, 18 19:22 31:23 34:7,18 36:21 39:16 46:10 48:17 53:3,16 54:4 55:15 64:19 81:19 83:1,9 84:24 85:10 86:21 93:12, 14 94:2,22 97:6 108:22 109:16 116:9

questioning 9:1 114:18 115:5 116:15 117:23

questions 12:19 21:4 84:3 93:20 108:11 114:16,19,24 117:1,14

quick 116:19 117:15

quicker 108:4

R

railroad 86:8

random 12:10 101:13

rate 9:21 12:15

rates 15:11,14 60:6

Ratio 79:8

rationale 58:9 65:4 69:10 70:3 97:1

ratios 77:8

read 88:8

readily 56:11

real 74:21 78:13 86:3 87:5 92:9,17 93:1 116:18

really 12:11 31:5 64:19 77:15

reason 39:13 40:13,23 41:6 46:2 49:14

reasonable 90:15 111:17

reasonably 93:23

receive 54:9

received 12:17 18:24 115:3

receiver 19:7

receiving 17:1 18:13, 16,24 19:11

recent 5:12

recess 38:3 83:23 108:8 117:18

recognition 96:4

recognize 45:13 51:20 78:17

recollection 84:8

record 4:9 48:6 83:21,24 89:12 108:9 117:19

recovery 18:19 24:1 106:12

recurring 95:23

redirect 118:2

reduce 18:15 102:24 103:4 104:18,19

reduced 34:10

reducing 100:4

refer 5:22 16:12 20:22 63:9 94:10 96:10 100:13

reference 67:8 109:23 115:11

referenced 119:9

references 87:14

referencing 92:16

referred 63:18 119:7,16

reflect 45:6 49:21 64:10 74:21 99:21

reflected 19:16 20:6,13 82:9 95:6 100:9 104:15 116:3 117:5

reflective 64:22

reform 50:4

reforms 50:2, 7

refresh 84:8

regulations 7:23 10:10 42:14 49:9 112:8

reimburse 22:15

reimbursement 94:11

reimbursements 102:13

relate 52:17

relates 20:4 62:14

relating 14:20

relationship 17:1 20:1

relative 63:23

release 49:24

relevance 84:19

relevant 49:17 51:12 75:24 81:24 84:20,21

reliable 56:17

relied 78:18 85:7

rely 57:5,9 74:11 79:2 84:12

remain 59:4

remainder 59:13 72:8

remaining 9:23

remember 38:17 113:4,7 115:4 116:15

remotely 4:2

reorganized 108:3

repeat 85:3 109:3

rephrase 55:19

replicate 92:5

report 13:7,9 44:9,12 51:21 52:4 57:11 73:13,23 74:19 77:13, 20,22,23 78:11,17 79:18,22 80:1 84:12,13,16 85:7,8,10 87:15,18 92:4,16 96:9 99:11,16 109:23 110:5 115:8

reported 79:5, 7

reporter 4:1,7 37:17 83:24 85:2 108:9 118:17,20,23 119:3,5,13,18

reports 14:2,5 15:2 52:5 116:5

represent 5:14 45:11 53:22 73:8

represented 33:20

representing 73:16 114:23

request 13:18

required 89:24

requirement 90:3

requirements 90:4

reserve 118:19

reserved 119:22

residential 81:8

resources 71:17

respect 71:18 105:9 118:5

response

90:2

responsibility 57:23

responsible 39:21,22 42:7 90:9

result 55:21

results 26:5 56:12 65:24

retained 112:15

retrospectively 116:1

return 113:3

revealed 50:11

Revenue 79:8 81:6

revenues 18:7

review 109:20 115:11

reviewed 85:17

reviewing 48:11

revised 86:2

Rick 11:11 12:14,20

right 4:20 5:22 8:22 11:6 13:21 14:9 15:3,16 16:10 17:11 18:22 19:9 20:15,20,22 21:22 22:7,12 24:23 25:12 26:11,12,22 27:14,16,22 28:8 29:2,10, 21 30:6 32:23 33:7,8,11,16 34:18,24 36:9 37:21,24 40:6,19 41:6, 7 44:1,2 45:10 46:12, 24 47:6,10,15 48:17 49:3,14 51:19 53:6 54:21 55:5 56:14 57:13, 20 58:4 59:2, 16,19 60:8 61:9 62:22 63:4,8,15 65:2,22 66:12 67:3,11,13 68:2,10,15,21 69:23 72:11, 18,22 73:6 74:21 75:9 77:21 78:6 79:24 80:21 82:17 83:16 84:2 87:2,8 88:13 90:8,17 92:3 93:3,19, 21 94:7 95:21 96:9 97:13,19 98:1,10,13 99:5,15 100:2,7 101:4,11 103:11,22 104:21 105:7 106:7 107:1, 12,15,21,24 108:7,11 110:6 111:12, 22,24 113:3,9 114:7,16 116:12,19,23 117:13 119:18

risk 50:24

role 111:2

rough 26:9

roughly 46:13 80:8

routine 106:7

routinely 87:11

rules 10:10 112:8

run 12:18

S

safety 10:18

said 31:1 63:8 67:1 68:19 71:11 76:7 77:9 84:11,15 85:3,6,7 91:11,13,23 110:24 115:7

saith 119:21

salaries 27:1 57:12 101:14

salary 33:20 42:14 49:9

same 8:8 10:9 18:20 24:2 38:8 39:13 40:13,17,23 41:6 43:23 45:20 47:3 62:13 70:7,19 78:5 84:15 85:4 93:5,15, 20 96:14 98:24 99:7 106:20 119:14

Sames 4:1,11, 17 114:22 119:20

sanitation 96:13 97:7, 20,23 98:4 102:18 104:11

sanitations 98:16,20

sat 66:24

satisfy 90:4

say 6:16 11:12 16:8,9 19:23 20:9 31:6,19 43:6 49:7 56:1 63:12 64:20 65:1,11 79:21 82:19 85:6 92:13 102:9 107:16,19,20 113:1 114:7 118:6

saying 16:6 33:23 55:7 78:4 79:18 90:6 91:21 101:1 107:14

says 16:23 17:6 18:4,12 22:15 36:7 42:9,20 43:9 50:9,10,20 63:20 72:22 77:20 79:17 80:6 81:6

schedule 21:12 31:3 40:5 44:3 88:4,8

schedules 18:7 30:9

Scott 114:22

second 25:13, 14 26:1,8 31:14 54:8 67:24 100:14

Section 16:4, 13 18:3

sector 50:23

security 75:23 108:20 109:1,7

see 15:22 16:15 22:18 27:13 32:18 40:8 42:16,24 44:1,10 50:16 51:3,16 52:5, 12 53:19 67:17 73:10 79:1,10 80:9, 10 88:6,7 94:13,15,18 98:19 99:2 102:14,15,19 103:15 104:13 105:1 108:14,16 116:18 117:3

seeing 87:21

seen 21:6,11 52:4 56:22

78:20,23 85:7 86:5 89:10

send 58:14,23

sent 87:22 91:22

sentence 50:10

separate 8:15 89:20 100:20 102:9 110:3

separated 27:12

separately 105:13

September 5:15

sequentially 25:19

serve 51:1

served 35:1

service 16:20 19:2,12 30:10 38:14 66:16 106:15 117:11

services 5:19 9:23 10:5 18:14,24 19:1,2,3,11 22:4 42:3 45:7,17,20 50:5 53:2,23 55:8 62:6 63:16 64:11, 23 66:1 67:15 72:12 76:1 93:23 94:15 95:2,11 97:19 98:3,16,24 102:17 103:13,14 104:10 109:2 114:9 117:2

servicing 101:15

set 54:18 63:17 119:2

setting 114:4

sewer 5:5 14:16,20 15:10,11,14 23:19 26:13 27:3,6,12 28:9,12 30:13,17,21 33:3 37:3,10 47:2 53:1,2, 21 56:23 57:3,7 58:1 59:11,22 60:5,6,21,23 61:5 62:4,7, 14,17,19,24 63:21,23 64:12,24 66:2 70:13 71:1, 10,13,19 72:8,13,16,20 73:4,8 74:2, 14 75:6,13, 22,23 76:2,8, 20 77:2 78:8 87:15 93:5, 10,23 94:1 96:16 97:7,20 98:4 99:7,12 100:19,20 101:2 102:9 103:1,3,5 105:21 106:10 109:21 110:4 112:23 113:17 114:9, 13 116:20

share 15:20

shared 30:12

short 107:24

shorthand 5:23

should 18:22 19:2 47:5 74:10 91:1,12

show 6:14 15:1,18 20:20 22:12,14 23:3 26:24 33:1 38:5 41:20 43:14 45:10 46:11 49:23 51:20 52:6,21 58:11,19 60:19 73:15 81:11 86:1 87:8 88:1,2 94:7 98:21 101:20 104:7 108:12 109:17,24 110:6

showed 101:4 102:21

showing 24:20 63:15

shown 24:12 33:17 112:4 115:17

shows 44:12 52:9,10 81:12 99:11 101:13 110:1

signature 119:22

significant 58:5

similar 97:2

Similarly 72:11

simply 58:11

since 5:15 6:7 7:7 61:9 65:14,20 67:1

single 58:15 63:8

sir 15:22 25:21 31:4,23 32:11 38:5 85:12 108:12 114:17 118:15

sit 65:22 95:21

size 63:23,24

slow 25:2

solely 59:11, 22

some 6:14,15, 21 12:18 14:2 30:11 32:20 41:10,20 46:13,17,19 52:7,12 53:19 56:16 58:23 64:5,15 65:13,18 74:5 77:10 80:19 83:4 85:6 90:4,24 94:9, 11 106:4,11 107:17 113:11 114:23 115:2 117:1

somebody 12:9 49:4 65:13,14 68:3 69:4 74:18 80:17,20 83:2,7 88:24 90:23 107:14, 16

somehow 35:5 37:2

someone 97:11

something 17:16 40:8 49:16 51:12 53:11 57:8 65:12 70:24 77:11 81:24 86:18 91:23 99:20 103:8 104:1,4 106:4 119:16

sometimes 15:7 17:21 101:8 119:15

Somewhat 14:8

somewhere 48:15 49:21

sorry 15:7 20:9 21:8 23:10 48:8 52:15,21 54:8,16 60:23 63:13 64:16 70:18 80:6 83:22 85:2,14 89:11 92:8

101:21 109:3 116:19 117:22,24

sort 21:22

source 12:22 13:3,13 44:8 73:12 74:11 83:4 115:2

sourced 43:23

sources 79:4

speak 32:6

speaking 32:8 38:12

special 10:5 18:7

specific 10:24 16:7 21:8,9 56:13 70:4 95:15,19 97:5 106:4 116:13, 19

specifically 55:13 57:2 73:2 101:6

specificity 56:17

speculating 67:3 68:10 85:8

speculation 69:6,16 70:17 71:3,22 85:22 86:22

spell 12:1 89:11

spent 116:4, 10

spin 20:22

split 32:17 37:1,2

splits 33:3

spread 30:10

Springfield 4:6

square 14:5

staff 42:7

standing 79:13

standpoint 119:1

start 24:11

started 5:9,16 28:2 59:24 65:3 111:3

starts 24:5

state 10:1 12:16 42:15 49:10

State's 9:24

statement 17:2 18:9 22:6 43:10 46:8 49:10 64:1

statements 24:12 43:12 67:10 73:21 74:3 87:9,11 91:11

states 48:6

statistic 13:15 17:21 54:19 58:16 59:1,3, 4 63:18 64:2, 4,6,10,21 65:5,13,18,24 66:8 67:1,2 78:4 90:15

statistical 16:13 17:11 29:22 31:8 35:24 36:10, 17 66:14 76:10

statistics 13:20 14:6

step 12:18 24:10 29:4

step-down 24:8

stepped 69:17 70:18

stepping 15:7

still 47:18 61:13 107:9, 13 110:20,23

stop 85:2

stopped 47:16

streets 96:13 97:3,6,19,23 98:4,16,20 102:17 104:11

strike 18:23 48:18

structure 102:5

STS 40:8 96:12,16 97:13 98:11, 16,24 99:12 100:3,9 102:24 103:4, 6 104:19

Study 79:9

stuff 30:13,14 32:5

sub 89:18,19

subcontractor 89:6,22,24

subdepartment 22:13

subject 69:24 93:1

submit 12:14

submits 12:15

submitted 8:18,22 9:22 44:13,17

subtracted 24:23 25:3

such 45:13

Sue 89:9

Suite 4:6

summary 21:6 72:19 101:7 109:20

supplanted 51:6

Supplementary 88:3

supplied 22:1

supplies 20:11

supply 20:5

supplying 19:15

supposed 34:9 66:13,18

sure 39:24 44:15 48:12 54:4 66:23 80:1 93:7 100:24 105:11 117:17 119:13

Susan 117:15

suspect 86:5

sworn 4:10, 12,14

system 75:17 106:4

T

table 79:22

take 18:22 21:19 22:2 37:15,18 43:22 66:18 83:19 88:12 99:19 107:24 108:19 109:6 117:13,15,16 119:1

taken 19:3 82:18 105:3

takes 22:2 33:2 79:3

taking 24:11 33:12 76:19 107:4

talk 15:17 32:5 68:15 85:2

talked 54:1

talking 19:5 26:17 56:1,2 73:24 77:23 85:4 88:13 93:14

talks 81:9

tax-exempt 80:24 81:3,23

taxes 82:8 84:6 93:1

team 51:1

tell 11:3 14:2 36:6,14 37:1 52:9 53:10 57:10,11 59:8 62:10 71:13 94:3 97:22 99:1

telling 57:5

temperature 32:5

ten-year 63:20,23

testified 4:12 94:9 115:2

testify 85:1

testimony 34:24 35:8,11 38:17 48:7 79:14 115:2

than 7:6 12:10 34:16 81:14 111:6 113:16, 17 115:15

thank 4:9 12:5 21:2 23:13 26:20 89:15 115:10 118:14

thanks 32:6 54:12 108:7 119:18,20

that's 6:24 7:17 8:13,15, 17,18,24 9:4, 13 10:11,17, 22 13:7,13 14:9 16:4 18:9,18,19 19:4,6,13 20:14 21:21 22:6 24:1,7 26:4,12 27:14,19,20, 24 28:18 30:11 31:24 32:23,24 34:2,16 35:15 36:8,11 37:20 40:15 41:3 42:9,10,12 43:23 45:6 46:22 47:11 48:9 49:1,10 54:24 55:24 56:6 57:13 59:18 61:21 65:1 67:5,11 71:6 72:23 73:7 76:14 77:8 78:10 79:24 83:1,15 86:18 90:8 95:6,18 96:1 97:15 103:2, 10 104:17 107:23 108:6, 21 109:11 110:15 114:5, 15 116:1 118:22

them 6:15 7:17 9:6,12, 22 14:2 19:6 21:19 22:2 48:11,12 59:1 75:9 95:10 119:7,8,15,17

themselves 48:14

then 6:12 7:6, 22 10:11 12:18 13:18 17:12 18:3 23:19 24:15 25:6,19 26:8, 22,24 27:4 28:20,24 29:3 32:19 34:10 35:13 36:14 37:8 39:5,7 40:19 41:2 42:20 50:20 56:2 58:15 65:20 67:13, 23 78:2 81:13 91:18 98:13 99:6 103:22 108:1 115:14, 23 116:21

there's 26:17

these 6:14 16:1 21:17 22:1,2 24:15, 19 25:19 38:12 39:23 40:2 44:4 45:8 52:21 59:21 61:10, 14 65:3,23 66:19 69:11 70:4 88:24 96:7 97:13 98:15 105:3, 8,10 106:3,8, 9,17 107:17 112:3 117:5 119:6

thin 31:17

thing 30:23 34:3 36:23 105:7 112:1,5

things 10:14 11:4 13:22 32:13 55:24 65:3 66:12,19 80:20 94:9 101:9 111:20, 22 112:2

think 11:23 15:7 28:5,19 31:4 32:7,8 37:15 46:2 54:21 60:12, 15 63:19 64:3 65:10 74:9 87:22 88:9 91:12 94:4 96:21 97:3,11 101:1,4 105:16 108:2 111:20 113:1 114:4 116:24 117:14 119:3

third 49:15

third-party 49:20 107:8

this 15:22 16:6 20:22,24 21:4,5,6,8,9, 11 22:17,19 23:10 25:2,4, 9,15,16 26:23 27:4,8,9 28:4, 10,17 29:17 30:9,11,15 32:4,18 33:2 34:9 35:15 36:8,14 38:6 42:1,2,11 43:8,17 45:16,17 46:6,18 48:10,24 49:5,24 50:20 51:11,13,21, 23 53:11,13 54:22 62:3 63:15,17 64:10,18 65:2,5,6,13, 18,24 66:8 67:1,11 68:13 72:19 73:22 75:8 77:10, 13,18 78:7, 13,14,17,20 79:13,21,22 80:1,3,12,20 82:18 84:8, 12,15 85:6,7 86:5 87:18,22 88:6,8,10 91:12,24 94:7,24 96:19,22 97:5,12 100:3 101:1,4,9,21, 22,23 102:8, 16,20,23 103:3,5 105:7,16 107:8,13,16, 17 108:12,13 109:19 113:12 114:4, 17 117:20,24

118:17

those 7:6,24 9:3,5,15,21 10:13 11:4 13:15 17:20, 23 18:14 19:3 20:17 23:22 25:10 27:1,6, 21 29:4,24 30:12 33:19 41:21 43:9,20 44:13,20 46:22 52:17 54:14,19 55:3 57:14 58:12, 21,24 62:2 64:15 68:4,9 69:1 72:7 77:8 78:5 81:10 82:8 92:24 95:11 98:14,18 99:20 116:4, 5,14

though 21:12

thought 58:23 110:24

three 7:14 9:20

through 23:4 24:4 25:24 31:22 36:4 42:18 54:18 56:3 91:22 106:8 107:3 114:13,18

throughout 20:17 59:4

tied 34:4

time 4:4 5:16 6:5,9,23 7:5 11:16 20:17 26:1 37:18 50:2,6 62:18 65:14,23 71:7 75:16 83:17 85:3,5 86:10 89:15 101:15 102:20 108:3 113:3 114:17 117:20 118:1

times 11:7

title 45:13

titled 51:24

to 5:4,14,22 6:5,14 7:1 8:8,18,23 9:2, 6,22,23 10:4, 5,9,23,24 11:2,4,8 12:9, 14,15,16,20, 22 13:14,19, 23 14:2,4,6, 15,16,20 15:8,10,17, 18,24 16:1,7, 8,9,12,18,23 17:1,16,22 18:15,16,19 19:2,9,12,15, 18,22 20:4,5, 8,11,20,21,22 21:18 22:2, 14,15,16,21, 22 23:3,4,5, 22 24:1,4,9, 10,16,18 25:1,6,18,19, 21,23 26:5,24 27:8,14 28:6, 8,20 29:4,12, 16,17,20,22, 24 30:10,16, 23,24 31:2,8, 9,15,23 32:5, 6,11,13,17 33:8,23 34:1, 4,9,13,19 35:7,21 36:7, 14,17,20 37:8,10 38:5, 19,24 39:2 40:7 41:13, 17,24 42:1,11 43:6,7,14,22 44:2,4,15,23 45:6,10,11, 15,22 46:4,5, 10,11,22,24 47:11 48:1,5, 8,19,21,23 49:1,3,6,15, 17,19,20 50:2,4,5,7,14, 21 51:1,6,12, 22 52:6,9,17 53:2,12,13, 14,16,20,22 54:1,4,5,6,10, 17,22,23 55:8,13,14, 15,18,22 56:2,11,12, 13,15,17,23 57:1,2,6,9,11, 22,23 58:3, 11,14,19,23, 24 59:2,6,11, 16,17,22 60:5,10 61:3, 5,23,24 62:3, 4,7,8,14,17, 18,19,23 63:6,10,18, 21,23 64:4,5, 7,11,14,15, 17,20,23 65:1,4 66:1,3, 8,13,14,18 67:3,24 68:3, 9,15,22 69:4, 5,19,24 70:12,13,22, 24 71:1,16, 18,24 72:2,8, 13,16,18,20, 24 73:3,4,15 74:1,10,21,23 75:6,9,12,17, 18,24 76:1,7, 8,9,12,14,15, 19 77:1,10 78:7,8,18 79:1,3,12,13, 16,24 80:1, 13,14,18,20 81:10,12,16, 18,21 82:1,2, 14,19,20 83:2,4,7 84:2, 8,14 85:2,10, 18 86:1,15 87:3,7,8,15, 19,22 88:2,8, 10,24 89:24 90:2,4,14,19, 23,24 91:6,9, 11 92:1,3,10, 18 93:1,16, 19,22,24 94:9,10,20 95:7,17 96:3, 6,9,10,15,16, 20,21 97:2,7, 12,20 98:4,6, 14,18,19,20 99:1,2,5,7,12, 19,21,23 100:5,12,13, 22 101:9,12, 15,17 102:3, 21 103:1,3,5, 11,22,23 104:2,3,7,18, 19 105:8,10, 11,14,16,21 106:6,8,10, 11,19,21,22 107:2,3,6,14, 16,17,18,19, 20,21,22 108:12,19,22 109:11,16,17, 18 110:16,24 111:13,16,20, 22 112:2,4, 15,21,23 113:1,3,4,6,9, 10,17 114:1, 3,7,9,13 115:3,11,13 116:19 117:13,15 118:5,7,10, 12,21 119:7, 11,15,16

today 42:18 47:19 49:11 65:23 92:6 94:19 95:22 99:21 103:9 118:17

today's 4:3,8

together 59:1

told 51:5 52:23 57:17, 18 71:8 91:24 94:5 114:5

took 82:22 91:14

top 18:2 22:11 27:11 37:14 51:22

total 26:5,9 28:16 29:7 43:4 44:5,12, 16,23 45:2,23 67:24 72:19 79:4 81:14,22 90:17 108:24

totally 32:9 103:5

training 50:12

transactions 14:3

transfer 94:15 95:1

transfers 94:11 101:8 102:13

Transparency 9:24

transparent 58:12

treating 58:20

true 11:16 54:22 94:24

try 15:8 76:15

trying 25:21 32:11 38:19 49:3 57:22 69:19 80:1

twice 106:20

two 6:11 7:6, 12,24 9:21 20:15 27:3 38:5 41:21 55:24 58:6 79:4,7

tying 79:24 81:12 86:15

type 38:8 58:20 78:17 90:3 92:23

types 13:3 38:13 58:12 68:5 85:13 88:14,19 91:1

typically 7:12

U

Uh-huh 78:16

unallocated 59:13,15 72:9,22,23

unallowable 10:12 18:5 39:4,18 97:17

unallowed 39:2

under 4:12 10:15 42:14 49:9 97:17 100:19,20 104:9,21 108:15 112:8

understand 5:3 14:16 20:3 24:5 25:21 27:22 28:19 29:21 30:3,15 31:4, 16 34:7 36:13 44:15 54:24 65:2 79:1 80:2 94:22 102:6 107:14

understanding 5:18 6:1 42:12 49:10, 12 115:19 116:1

understates 81:22

undertaken 71:16

uniform 112:9

uniformed 56:9

unit 9:24 42:13 49:7

units 17:1 31:1,7,11,13

unless 68:8

until 6:23 8:9 26:1 103:9

unwieldy 52:22

up 23:16 27:1 29:9,22 31:16 32:12,14,17, 19 33:3,5 35:13,18,19 36:17 37:1,2 51:22 64:14 65:6,8 67:24 74:17 76:15 77:10 78:7,18 79:16 88:18, 19 100:4 101:13 108:2 114:4 116:18

update 78:23 90:13

upload 119:8

uploaded 119:17

upon 4:11 8:15 43:5 44:5 47:7 57:5 73:7 78:18 92:4 98:2 111:12

us 13:19 14:2, 5,6 37:1 54:9 57:10,11 68:9 76:14 89:7 91:9,12,20,24 94:5 96:21 97:12 98:21 99:1 111:2 115:13

use 10:9,11 12:22 13:6,14 14:19 29:22 43:7 57:10 74:19 79:19, 23 91:23 108:3

used 17:12 36:1,17 59:6 64:4 76:19 77:9 85:19,20 99:8 104:18

uses 15:9 97:3

using 36:10 59:1 65:5 79:4 84:13 89:22 99:7

utility 63:21 88:4,11 90:17

V

vacant 81:7

vague 17:18 34:6 51:14 93:6 99:22

validate 40:2

validity 17:13

valuation 80:24

value 19:3,11, 16 20:6,12 45:6 53:22 63:21,22 64:10,22 65:24 71:1 73:8,9,16,18, 20 74:1,2,7, 14 76:1,19,21 77:1 78:13,18 79:3,4 80:5,7, 11,12,19,21 81:3,14,22 82:7,19 84:5 86:18 87:16 88:18,19 91:2 92:8,9 93:10, 11,17,23 98:2,3 108:24 109:1

values 74:22 88:10 92:17

various 11:10 13:18 14:5 24:16 33:13

vendors 110:13

verified 57:8

verify 22:3 57:1 66:8

verifying 90:10

versus 4:23 38:15

very 23:13 81:6 95:15

106:4,19 108:2

vet 40:2

via 4:2

video 37:23

videoconference 4:2

voucher 53:9 110:11

vouchers 42:22 43:7 44:6,13,16 47:2 48:11,14

W

wait 8:8 87:20

waive 69:22

walk 23:4 24:4

want 9:6 11:4 12:9 13:22 15:17 16:12 20:21 23:3,4 24:4,10 38:24 45:10,15 46:24 48:5 49:19 53:11, 13 58:19 70:12 76:7 77:10 79:1 84:2 86:1 87:8 93:19 94:9 96:9 99:23 100:12 105:16 106:22 109:17 111:16,20,22 112:2 113:3, 4,9 118:10 119:16

wanted 30:24 42:11 90:23 96:21 97:11

watchmen 108:15

water 5:4 14:16,20 15:10,11,14 19:4,14,15,16 20:2,5,11 21:6,10,15 22:13 23:19 26:13 27:3,5, 12,17 28:9, 12,20 29:12, 17,20 30:1, 13,17,21 31:2,10,15 32:18 33:3,5, 16,21 34:1,3, 20 35:1 37:3, 10 41:14,17 44:20,22 45:3 47:2,11 53:1, 2,20,21 56:23 57:3,7,12 58:1 59:11,22 60:5,6,20,23 61:3 62:4,7, 14,17,19,23, 24 63:21,22 64:11,23 66:2 70:13 71:1, 10,13,19 72:8,13,16,20 73:4,8 74:2, 14 75:6,12, 17,22,23 76:1,8,20 77:1 78:8 87:9,13,15 88:11,15 93:4,9,10,22, 24 94:20 95:7 96:4,15 97:7, 20 98:4 99:7, 12 100:2,5 101:15,21,24 102:5,24 104:9,19,22 105:9,21 106:10 107:1, 8,10 108:13, 19,20 109:2, 7,21 110:4 112:23 113:17 114:9, 13 116:21,24 117:7

Water/sewer 73:13

way 6:12 20:22 21:10 39:21 48:2 54:11 57:1 58:11 59:19 64:15 75:4 109:19

we 5:22 6:13 7:14,19 8:8,9, 10 9:5,20,23 13:6,14,15 14:1,3 15:14, 19 17:21 19:6,8 20:16 21:24 24:7 25:17,19,24 26:1 27:14 28:2,6,8,9,20 29:16,24 30:22,23,24 31:1,14 32:4, 12,20 35:12 36:23 37:15, 18,19,24 38:1,11,12 40:4 41:23 43:7,13,14,22 44:1 45:2,22 46:2,10,22 48:23 51:15 53:19 54:1,5, 9 57:9,10,16, 21 58:3,14, 18,19,20,21, 22,23 59:2,8 62:3,21 64:14 65:19 66:12 68:7,8,15 69:24 70:20, 22 73:22 74:5,10,19 76:7,14 77:23 78:12 79:1, 21,22 83:19, 24 85:2 87:20,22 88:13 89:6,24 90:17 91:12, 13 92:1,3 93:3 94:3,4,8 95:10 96:2 98:14,20,24 99:1,20 101:11 103:11 104:4 105:16 106:5, 13,14,17,22 107:13,16,19, 24 108:1,3,9, 24 109:5 111:12,20 113:1 114:4,5 115:14 117:7, 11,15,19 118:6,9,10, 11,17,19,24 119:1,6,8,15, 16

we'd 13:18

we're 24:20 43:13

we've 51:23 56:22 83:18

website 78:22

well 7:16 8:9 9:20 11:10 12:8 25:1 27:11,24 30:22 31:4 34:9 35:13 39:22 40:1 41:23 42:10 46:17 47:24 48:4,18 50:23 51:22 52:5 55:24 56:6,20 59:13 60:15 64:13 67:6 72:15 74:5,10 77:13 78:19 84:13,20,21 87:2 89:6 91:11 93:9 94:24 96:24 98:14,18 108:23 109:19 110:24 117:7

went 20:16 66:12 90:10 91:19 110:24

West 4:5

what 6:9 7:16 8:1 9:6,8 10:2 12:7,12 14:19,24 15:14,19 16:6 17:4 18:18

20:1,24 22:24 25:14 26:23, 24 27:9,22 29:14,19,21, 22 32:11 34:2,16 35:24 36:8,16 38:6, 12 39:14,24 42:9 45:10 46:12,22 48:19,24 49:1,12,23 52:9,10,17 54:2 55:4,7, 20 56:6,7 57:19 58:9 60:12 62:6, 10,11 65:4 66:20 67:3,6 68:15 72:14, 15 75:16 76:14,20 78:4 79:1 80:1,13 81:11 83:14 84:17 85:3 88:2,18,19 89:15 93:7 95:11,22 96:2 97:1,19,22 100:24 101:20 106:3, 5,17 107:10, 12,13 109:14, 23 110:12 111:9 114:5 116:16 118:7, 12

what's 10:7 23:10 89:8

whatever 7:5 19:5 39:6 49:14 57:24 79:17 80:18, 21 82:17 83:8 107:8 119:1

whatsoever 70:13

when 5:7,9 18:12 20:22 21:19 25:23 29:8 30:15 37:8 45:22 49:5 62:3 64:18 65:3 66:23 68:13 77:22 82:22 83:2 85:4 89:19 111:3 112:14,18 114:4 115:23

where 22:8,20 27:14,19 28:5,6 30:7 32:18 43:20, 23 58:22 79:21 87:15 92:1 99:16 101:4,5

whether 53:13 57:14 60:3 62:22 64:16,22 65:24 66:8 74:13 75:5,11 80:23 82:14 84:9,17 85:18 87:4 90:14 92:13 95:22 99:15 106:10 107:17 108:20 109:7 111:17 112:3, 22 114:8 116:3,9 118:7

which 15:19 27:10 37:14 44:3 45:11 46:20,21 68:4,5,22 69:4 73:16 78:12 79:22 80:4 82:21,22 86:1,7 87:9 88:14 91:1 92:24 104:8 110:7 116:16

while 77:17 103:11

Whiteoaks 4:5

who 9:17 11:8,22 12:14 50:1 57:23 80:2 89:5 91:18 101:14 109:14 111:23 118:20

whole 58:13 97:3

why 11:3 19:23 27:17 30:3 31:19 34:18 38:23 39:12 40:11, 23 41:21 46:6 56:14 58:17 61:22 62:2 64:4,8 83:19 89:22 96:19, 24 97:6,16 107:24 113:24 116:14 117:5

widespread 50:12

will 4:8 5:14 8:11 12:18 14:1 15:8,20 20:22 35:20 38:1,11 41:20 45:11 49:4 50:22 54:10 59:8 63:9 69:24 74:5 81:11 88:1,12 100:13 103:11 106:17 107:12 108:1, 3,14 112:10, 18,19 113:1 118:19,24 119:1,8,15,16

with 4:24 6:5, 17 7:23 11:7, 20 12:10,13, 22 13:4 14:6, 7,12,15,24 15:21 16:17 17:22 21:10, 13 22:12,24 24:5 28:2,21 29:9,22 30:1 32:14 33:5 35:13 36:17 38:19 41:9 44:13 45:8,19 47:1 50:22 51:6 52:2,6 53:7 56:16, 19,20 58:3,4 59:9,12 60:8 61:9,17 64:14 65:6,8,19 66:20 68:8 71:8,18 74:6, 17 75:8 76:15 78:18 79:16, 17 80:17 85:10,19 88:24 89:6, 16,21 92:7,8, 15 95:5,15 100:15 102:4 104:15,17 105:9,19 106:18 107:16 111:2 113:22 117:15 118:5

withdraw 93:14

within 16:20 17:7 66:16 84:9 101:23

without 56:11 107:4

witness 4:5, 10,11,14 11:3 12:2,4 15:5, 13 17:19 20:9 22:24 24:19 33:19 34:7 35:15 36:3,20 37:24 47:21 48:9,23 51:15 52:9 53:4,17 54:14 55:15 56:19 60:12 62:1,10 64:8 65:18 66:4 70:9,20 74:24 75:20 76:4,14 80:15 81:18 82:12,21 85:15,23 86:13,24 88:22 89:13 90:21 92:13 93:7 94:3,22 95:10,18

96:7,21 97:22 98:8 99:23 100:24 101:18 102:4 104:4 105:16, 23 106:22 107:7 109:11 114:4 116:8 117:17

word 66:19 88:12

words 19:14 28:15 88:18 101:11

work 14:10 20:4 21:18 33:17 37:21 47:8 49:15 57:15 76:6 77:8 87:12 88:24 106:8 109:20 112:19

worked 59:5

workers' 42:8,20,22 43:3 44:5,8 45:8 47:2,16 48:10 50:2,4, 7,11,21 51:1, 7 52:24 53:14 111:23

working 11:7, 17 20:18 30:1,12 33:20 34:3 57:24 65:3,23 89:17 111:3,5,7,9, 17

works 35:16 89:6 102:6

would 6:17,21 7:1,11,12 9:6 10:11 12:9,21 16:7,9,17 17:12 18:16 21:13 28:20 31:8 34:18 38:19 39:2 41:21 43:6 44:1 45:18,23 47:1 48:23 49:16,18,19, 20 51:11,12, 15 52:6 53:6, 10,11 54:17 55:2,18,21 56:14,19,20 57:17,18,21 58:4,23 59:9 60:8 61:9,17 62:13 64:20 68:5 70:11,24 73:22 74:6 75:8,9,23 76:9,15 78:2, 18 80:17,19 81:14,24 82:19 83:7 85:3 88:15 89:5 90:9,12, 14,24 91:10, 13 92:7,8,15 93:1 95:5,15 97:2 98:18, 20,21 99:1, 11,19,23 100:4,7,9,19 101:18 103:4 104:1,2,4 105:7,8,10, 16,19 106:6, 18,22 107:3, 16,19,20 108:2,18 109:14 111:11 116:5, 8 118:21

wouldn't 6:22 17:16 30:22 48:1 70:11,20 87:13 110:12, 22 117:5

wrong 17:11 90:6

Y

yeah 9:19 11:3 12:3 15:13 17:5 23:18 28:6 37:17,20 38:1 42:5 55:5 66:4 67:5 68:7 69:3 78:1 83:19,22 85:6 87:23 101:8 106:13 108:6 116:18 117:24 118:9 119:8

year 6:16 7:3, 11 8:4,5,9,10, 11 15:20 22:17 45:12 59:7 77:11,15 84:24 86:9 91:15 111:11 112:20 115:18

year-ended 88:4

years 6:11 7:6 77:15 78:23 85:1 87:9

yep 88:9 118:16 119:13

yes 4:19,21 5:2,6,13,21, 24 6:4 7:4,10, 18,21,24 8:9, 17,21 9:11,16 10:21 11:15, 18 12:24 13:2,24 14:8, 11,14,18 15:23 16:3,5, 6,9,16 17:3, 10,14 18:11, 18 19:13 20:19 21:11, 16 22:6,19 23:21 24:3, 19,21 25:4,5, 9 26:7,15 27:7 29:2,6, 13 30:6,19 31:7 32:2,13 33:4 34:1 37:7,12 38:18,22 39:4,11 40:4, 5,10,18 41:1, 5,8,12,15 42:12,17 43:1,21 44:7, 11,14,19 45:14,21 46:5,19 47:5 49:12,13,18 50:17 51:4,16 52:14 53:17, 24 55:1,10 56:5 57:4 58:8 60:16 61:4,8,16 62:15 63:5,19 65:1 66:10 67:18 69:3,8, 9 72:21 73:11,19 74:9,12 75:3, 10 76:16,23 77:8 78:4 79:11 80:10 83:6 87:17 89:2 90:5,21 93:18 94:14 95:4 96:13,18 98:12,23 99:24 100:17 101:18 102:11,19 103:7,16 104:5,14,17 105:2,17 106:22 107:20 108:17 110:5, 10,15,19,23 111:8,19,21 112:1,5,17 113:2,8,14,23 115:6,13,20, 22 116:2 117:4 118:18 119:5

yet 47:10 72:3 114:12

Z

zero 43:11 46:9 67:10

Zoom 4:2

EXHIBIT 2.D

Hearing Date: No hearing scheduled
Location: <<CourtRoomNumber>>
Judge: Calendar, 3

FILED
4/19/2024 3:27 PM
IRIS Y. MARTINEZ
CIRCUIT CLERK
COOK COUNTY, IL
2021CH04583
Calendar, 3
27344788

FILED DATE: 4/19/2024 3:27 PM 2021CH04583

EXHIBIT 22

FILED DATE: 4/19/2024 3:27 PM 2021CH04583

MAXIMUS



Central Services
Cost Allocation Plan

City of Chicago, Illinois

FY 2019
Full Cost Allocation Plan

Based on actual expenditures for
Fiscal Year ending December 31, 2019

FILED DATE: 4/19/2024 3:27 PM 2021CH04583

Indirect Cost Allocation Plan
City of Chicago, Illinois

FY 2019
Full Cost Allocation Plan

Based on actual expenditures for
Fiscal Year ending December 31, 2019

FILED DATE: 4/19/2024 3:27 PM 2021CH04583

Section A: Cost Allocation Methodology and Process

FILED DATE: 4/19/2024 3:27 PM 2021CH04583

A. Cost Allocation Methodology and Process

The Cost Allocation Plan (CAP) provided in *Section C* was prepared by MAXIMUS Consulting Services, Inc. (MAXIMUS) for CITY OF CHICAGO, ILLINOIS. Utilizing our proprietary, web-based cost allocation system, MAXCAP™, MAXIMUS used cost data and allocation statistics to allocate the costs to departments/divisions /programs for Fiscal Year (FY) 2019.

MAXCAP uses a double step-down allocation procedure to distribute costs among Central Services and to departments that receive benefits. Using MAXCAP, costs are input by cost center identifications consistent with the entity's accounting code structure, which allows for efficient balancing with the entity's financial reporting systems. Additionally, MAXCAP provides for the inputting of allocation statistics appropriate for the distribution of the identified indirect cost pools. Credits for direct-billed payments, cost adjustments, and other valid and applicable costing factors are also facilitated within the software.

In this section, we provide an overview of our cost allocation methodology and process used to develop the CAP.

A.1 Cost Allocation Methodology

MAXIMUS employs a double step-down procedure that allows all Central Service Departments to allocate costs to all other Central Service Departments. Since Central Service Departments' costs are not simultaneously allocated, the process must be performed sequentially, one department after another. The second step-down allows for the equitable allocation of the costs the Central Service Departments receive from one another.

Typically, CAPs are compiled using a single step down or "waterfall" methodology in which the costs of Central Service Departments are allocated in an ordinal sequence with emphasis placed on ordering non-departmental and departmental cost groupings to optimize the flow of costs to recoverable program areas. Although this is an acceptable method resulting in accurate program allocations, it provides only partial information as to the costs of individual Central Service Departments and their significant activities.

To demonstrate the potential inequity of a single step-down, consider the costs of the Facilities Management and Purchasing activities. Facilities Management manages and maintains the office space that Purchasing uses to serve departments. Facilities costs are rightfully allocable to all the departments that have space in government buildings. If Facilities Management costs are allocated after Purchasing, the cost of Purchasing's space will be allocated to the other departments in the building. It could be argued that this method then allocates costs to departments disproportionate to the benefit received from those costs.

MAXIMUS double step-down approach mitigates potential allocation inequities and has been widely accepted by federal cognizant agencies for more than 30 years.

A.1.1 First Step-Down

The first step-down allows each Central Service Department to allocate to any other department, regardless of the sequence of the departments. The department also can allocate to itself providing the statistical measurements indicate a basis for the allocations.

Process

The process of allocating during this round is achieved sequentially, consistent with the order of the Central Service Departments. As each Central Service Department performs its allocations it allocates:

- Costs from entity financial records
- Cost adjustments
- Credits
- Costs received from other Central Service Departments that have completed their first round allocations

FILED DATE: 4/19/2024 3:27 PM 2021CH04583

- Results

At the completion of the first step-down, each Central Service Department has the allocated costs from itself and from the Central Service Departments sequenced before it.

A.1.2 Second Step-Down

The rule for the second step-down is that each Central Service Department can allocate only to another department sequenced after the allocating department; provided that the statistical measurements indicate a basis for the allocations.

Process

The process of allocating during the second step-down is achieved sequentially and consistent with the order of the Central Service Departments. As each Central Service Department performs its allocations, it allocates:

- Costs received from other Central Service Departments that have completed their second round allocations
- Costs received in the first step-down from itself and from the Central Service Departments sequenced after the allocating department

Results

At the completion of the second step-down, each Central Service Department has completed all allocations and all Central Service Departments have been cleared of all costs. The costs have either been adjusted out of the cycle or sent to Receiving Departments based on the allocation statistics.

A.1.3 Supplemental Comments

When the relationship between and among the Central Service Departments is greatly intertwined, it may be prudent to implement three or more step-downs. Typically, the double step-down is sufficient to accomplish an equitable allocation of all costs.

If more than two step-downs are required the rules for all rounds of allocation — except the final round — are the same as defined above for the first step-down. The final round always follows the rules, as defined above, for the second step-down.

A.2 Cost Allocation Process

The process utilized by MAXIMUS in developing the CAP and tracking costs within it is discussed below.

A.2.1 Initiating the Process

Working in conjunction with the entity, MAXIMUS determines data to be included within the cost allocation process based on:

- Application of federal cost principles or full costing principles, as applicable
- Interviews
- Review of financial documents
- Review of organizational structure
- Analysis of statistical data relative to benefit of services provided

A.2.2 Establishing the Cost Pools to be Allocated

FILED DATE: 4/19/2024 3:27 PM 2021CH04583

MAXIMUS analyzes the organizational structure of the entity to determine which departments or cost pools provide services to other departments/divisions/programs. These cost pools become the "Central Service Departments" in the CAP.

Next, each cost pool is evaluated to determine the activities or services provided. The costs are then broken into subparts or activities such that each activity can be allocated on a statistical measure that is relevant to the service provided and the benefit received.

Line items of expenditures are analyzed to determine which activities receive the benefit of the costs. Distributions of these costs are made according to the determined benefit of each activity.

A.2.3 Establishing the Statistical Measurements or Bases for Allocation

MAXIMUS evaluates available statistical measurements to establish the most equitable and meaningful basis for allocating each activity within each Central Service Department. Consideration is given to determining the measurement that most appropriately demonstrates its relationship to the receiving units. For example, an activity that is driven by the number of employees within the benefiting departments can be allocated by number of employees. Similarly, an activity that is driven by the number of transactions for each benefiting department can be allocated by the number of transactions.

A.2.4 Accommodating Exceptions and Adjustments

Applicable cost adjustments for unallowable costs and/or capitalized assets are incorporated into the appropriate schedules. Credits for direct billings, special revenues, etc. are entered into the computation.

A.2.5 Developing the CAP

The MAXIMUS Cost Allocation Plan typically is organized as follows:

- Cover
- Certification, if required
- Table of Contents
- Cost Allocation Methodology and Process
- Organizational Chart
- CAP: Summary and Detail Schedules
- Supplemental Materials

Below, we discuss each of the summary and detail schedules included in a CAP.

Summary Schedules

The summary schedules provide a recap of the results of the cost allocation process. The following explanations define the purposes of each of the typical schedules included in the cost allocation plan.

Schedule A – Allocated Costs by Department: Schedule A demonstrates for each Receiving Department the costs received from each Central Service Department. This schedule answers the question: Which Central Service Department actually allocated the costs to each Receiving Department?

This schedule does not necessarily demonstrate the Central Service Department from which the costs originated. For example, costs sent from Purchasing to Accounting and then to a Receiving Department will be recorded on Schedule A as being from Accounting.

Schedule C – Summary of Allocated Costs: Schedule C is the simplest report to use when balancing to the financials. It demonstrates the costs to be allocated, the adjustments made to these costs, and the results of the

FILED DATE: 4/19/2024 3:27 PM 2021CH04583

allocations. This schedule demonstrates the full sequence of all departments with the Central Service Departments listed first and in the order of their allocating sequence.

The Receiving departments follow the Central Service Departments with the total allocations received from all Central Service Departments.

Schedule E – Summary of Allocation Basis: Schedule E demonstrates, for each Central Service Department, the services or activities of the Central Service Department and the basis for the allocation of each activity. This schedule is a convenient reference for reviewing the activities identified for each Central Service Department. This is particularly important when preparing a new plan and incorporating organizational and services changes.

Detail Schedules

The detail schedules demonstrate the original costs being allocated by each Central Service Department. In these schedules, the adjustments are applied; the activities are defined; the incoming costs from other Central Service Departments are detailed; the allocation calculations for both step-downs are documented; and the results for each Central Service Department are summarized.

When tracking costs, typically the schedules are reviewed in reverse order tracking from summary information back to detail information. This is discussed further in *Section A.2.6: Tracking Costs within the CAP*.

Schedule _.1 – Nature and Extent of Services: Schedule _.1 is a brief narrative defining the purpose of the Central Service and the benefit it provides to the Receiving Departments. The narrative also describes the allocation basis used for each activity and any other relevant information on expenditures.

Schedule _.2 – Costs to be Allocated: Schedule _.2 provides an overview of the total costs allocated by each Central Service Department including:

- Expenditures from the financial reports — balances to Schedule C
- Adjustments to financial reports — balances to Schedule C
- Incoming costs from other Central Service Departments

The incoming costs are presented in columns that represent when these costs are allocated by the Central Service Department, not when the costs are received. As explained in *Section A.1: Cost Allocation Methodology*, the costs that are received from Central Service Departments sequenced after the given department are held for allocation in the second step-down.

Schedule _.3 – Costs to be Allocated by Activity: Schedule _.3 provides the following:

- Expenditures from the financials are defined by type of expenditure and by activities (to the extent deemed necessary) to ensure the application of allocation bases that closely correlate to the benefits derived by the Receiving departments. Each activity is represented in its own column. The totals balance with both Schedule C and Schedule _.2 expenditure amounts.
- Adjustments to the financial reports are applied to expenditures and the results spread to the appropriate activities.
- Incoming costs are demonstrated first in total and then spread to the appropriate activities for allocation for each step-down. The totals for each step-down balance to the totals on Schedule _.2. It should be noted that incoming costs may be coded to spread to only the activities that receive benefit from the services.

Schedule _.4 – Detail Activity Allocations: Schedule _.4 represents the allocation results by activity. Each activity defined on Schedule _.3 is demonstrated on a Detail Allocation Schedule. Because the number of activities varies, the number of the last of these schedules varies.

Schedule _.4 includes:

- Statistical measurement used as a basis for allocation

FILED DATE: 4/19/2024 3:27 PM 2021CH04583

- Identification of statistical measurement
- Source of the statistical measurement
- Percent relationship of each statistical measurement to the whole or total statistical measurement base
- Results of the first step-down — balances to functional total after first additions on Schedule_.3
- Results of the second step-down — balances to functional total of second additions on Schedule _.3

The totals allocated from both step-downs balances to the functional grand total from Schedule _.3. Note the results of the second step-down. This schedule clearly demonstrates how the second step-down allocates only to departments sequenced after the allocating department.

Schedule _.5 – Allocation Summary for each Central Service Department: Schedule _.5 provides a summary of costs allocated by each activity. The activity totals balance to the totals from each Detail Activities Allocation schedule defined above.

The totals allocated to the Receiving Departments will balance to Schedule A for the allocating department.

A.2.6 Tracking Costs within the CAP

When costs are questioned, MAXIMUS utilizes our standard tracking process in order to resolve any issues with Schedule A where the questioned cost is usually identified.

From Schedule A, we identify the allocating Central Service Department. From the CAP Table of Contents the appropriate detail schedules for the allocating department are identified. Tracking begins with the last detail schedule. Once the questioned amount is located, our analysis of the summary amounts by activities indicates which detail allocation schedules to review.

Review of each detail schedule will demonstrate the relative benefit received by the Receiving Department for the portion of the questioned cost attributable to each activity. Continuing backward through the detail schedules, the composition of the total functional costs is reviewed.

At this point, any remaining questions are typically in regard to the incoming costs. If these costs are questioned, we can use Schedule _.2 to identify which department allocated the questioned incoming costs. Referring again to the CAP Table of Contents, the detail schedules for the sending Central Service Department can be located. Tracking continues by repeating these steps until all issues have been resolved.

FILED DATE: 4/19/2024 3:27 PM 2021CH04583

Section C: Cost Allocation Plan

CITY OF CHICAGO, ILLINOIS
Full Cost Allocation Plan
Schedule A - Allocated Costs By Department

FILED DATE: 4/19/2024 3:27 PM 2021CH04583

Central Service Departments	MIDWAY OPERTNS FD 610	O'HARE OPERTNS FD 740	WATER FUND 200	SEWER FUND 314	CHI PUBLIC LIBRARY 91/346
BUILDING DEPRECIATION	0	0	0	0	0
EQUIPMENT DEPRECIATION	0	0	0	0	905,454
EMPLOYEE BENEFITS	0	0	0	0	0
PBC - DALEY CENTER	0	0	0	0	0
RETIREMENT	0	0	0	0	0
FINANCE GENERAL 99	0	0	0	0	12,356
MAYOR 01	143,972	716,868	525,348	181,877	283,954
INSPECTOR GENERAL 03	32,111	173,768	224,506	135,999	269,718
BUDGET & MANAGEMNT 05	296,490	469,175	305,422	219,099	121,785
INNOVATION & TECH 06	0	0	613,603	0	2,130,732
CITY CLERK 25	0	0	0	0	0
CITY COUNCIL/COMM 15	0	0	0	0	0
CITY COUNCIL 15	0	0	0	0	0
FINANCE COMMITTEE	1,163	9,792	1,213,805	796,890	37,037
NON-FINANCE COMM	0	0	0	0	0
FINANCE-CITYWIDE 27	0	0	0	0	0
CITY COMPTROLLER	51,780	281,892	292,780	239,002	18,524
COMPTR-ACCT FIN RPTG	94,341	1,155,952	158,097	0	38,324
COMPTR-FIN STRATG OPS	243,180	863,371	470,763	292,724	197,356
COMPTR-REVENUE SVCS	0	0	414,658	0	78,345
TREASURER 28	138,949	447,997	175,198	72,023	13,422
LAW CITY-WIDE 31	396,946	548,521	265,345	(409,965)	109,298
LAW CORPORATE	0	0	0	0	33,239
HUMAN RESOURCES 33	110,623	461,150	325,422	167,524	261,546
PROCUREMENT SVCS 35	142,011	679,847	134,360	0	74,799
FLEET/FACIL MGMT 38	0	0	0	0	0
FFM-COMM & FIN&ADMIN	6,311	18,452	17,931	1,311	20,766
FFM-FACILITY MNGMT	0	0	13,607,145	0	404,147
FFM-ASSET MANAGEMENT	74,832	223,912	1,018,016	17,292	1,214,491
FFM-FLEET OPERATIONS	554,939	2,759,211	1,662,604	872,610	126,078
FFM-BUILDING MTCE/OPER	0	0	0	0	52,064
BUILDINGS 67	0	0	1,303,594	746,144	0
STREETS & SANITATION 81	0	0	0	0	0
STS-COMM/ADM SVCS	0	0	0	0	0
STS-DIRECT SERVICES	0	0	0	0	0
STS-GENERAL	0	0	4,674,825	3,497,840	0
CS SUPPORT TO AVIATION	670,567	3,575,466	0	0	0
CS SUPPORT TO TRANSP	0	0	0	0	0
EMERG MNGMT & COMM 58	1,487,775	2,130,921	1,053,095	41,342	64,545
POLICE BOARD 55	0	0	0	0	0
INDEP POLICE REV AUTH 56	0	0	0	0	0
COPA 60	0	0	0	0	0
POLICE DEPT 57	0	0	0	0	0
POLICE-EQUIP USE	0	0	0	0	0
POLICE-ADMINISTRATION	0	0	0	0	0
POLICE-FIRST DEPUTY	0	0	0	0	0
POLICE-ORG DEVLPMT	0	0	0	0	0
POLICE-TECHNICAL SVCS	0	0	0	0	0
POLICE-PATROL SVCS	2,694,541	7,750,717	0	0	0
POLICE-DETECTIVES	0	0	0	0	0
POLICE-ORGANIZED CRIME	0	0	0	0	0
POLICE-GENERAL	0	0	35,822,147	26,803,172	0
FIRE DEPT 59	0	0	0	0	0

MAXCAP 2021 MAXIMUS Consulting Services, Inc.

CITY OF CHICAGO, ILLINOIS
Full Cost Allocation Plan
Schedule A - Allocated Costs By Department

FILED DATE: 4/19/2024 3:27 PM 2021CH04583

Central Service Departments	MIDWAY OPERTNS FD 610	O'HARE OPERTNS FD 740	WATER FUND 200	SEWER FUND 314	CHI PUBLIC LIBRARY 91/346
FIRE-EQUIP USE	0	0	0	0	0
FIRE-ADMINISTRATION	0	0	0	0	0
FIRE-FIRST DEPUTY	0	0	0	0	0
FIRE-ADMIN SERVICES	0	0	0	0	0
FIRE-SUPPORT SERVICES	0	0	0	0	0
FIRE-PREVENTION	0	538,549	0	0	0
FIRE-OPER ADMIN	0	0	0	0	0
FIRE-OPS/SPECIAL OPS	0	0	0	0	0
FIRE-OPS/SUPPRESSION	799,889	5,255,767	0	0	0
FIRE-OPS/EMS	172,539	500,417	0	0	0
FIRE-GENERAL	0	0	13,066,469	9,776,712	0
Allocated Costs for Fiscal 2019	8,112,957	28,561,744	77,345,134	43,451,597	6,467,980

All Monetary Values are US Dollars
MAXCAP 2021 MAXIMUS Consulting Services, Inc.
Prepared By MAXIMUS Consulting Services, Inc.

CITY OF CHICAGO, ILLINOIS
Full Cost Allocation Plan
Schedule C - Summary of Allocated Costs

FILED DATE: 4/19/2024 3:27 PM 2021CH04583

Department Name	Total Expenditures	Disallowed	Cost Adjustments	Unallocated	Direct Billed	Total Allocated
BUILDING DEPRECIATION	0		7,945,281		0	
EQUIPMENT DEPRECIATION	0		59,510,992		0	
EMPLOYEE BENEFITS	0		389,896,743		0	
PBC - DALEY CENTER	0		0		0	
RETIREMENT	0		818,014,065		0	
FINANCE GENERAL 99	810,095,218	(660,009,335)	0		0	
MAYOR 01	7,314,930		0	(1,862,315)	0	
INSPECTOR GENERAL 03	6,011,919		2,535,867		(2,535,867)	
BUDGET & MANAGEMNT 05	2,952,084		2,035,356		(417,587)	
INNOVATION & TECH 06	21,223,956		1,252,266		(1,252,266)	
CITY CLERK 25	3,596,119		3,912,959		(3,912,959)	
CITY COUNCIL/COMM 15	24,920,431		768,773		(768,773)	
CITY COUNCIL 15	0		0		0	
FINANCE COMMITTEE	0		0	(3,360,062)	0	
NON-FINANCE COMM	0		0		0	
FINANCE-CITYWIDE 27	0		0		0	
CITY COMPTROLLER	2,805,299		0		0	
COMPTR-ACCT FIN RPTG	5,082,448		3,297,293		(3,297,293)	
COMPTR-FIN STRATG OPS	7,512,296		796,835		(796,835)	
COMPTR-REVENUE SVCS	46,365,596		2,783,090		(2,783,090)	
TREASURER 28	1,385,759		1,603,899	(614,301)	(1,603,899)	
LAW CITY-WIDE 31	26,165,400		8,050,693		(8,050,693)	
LAW CORPORATE	2,630,006		0		0	
HUMAN RESOURCES 33	6,338,861		551,918		(551,918)	
PROCUREMENT SVCS 35	6,111,052		1,681,256		(1,681,256)	
FLEET/FACIL MGMT 38	0		0		0	
FFM-COMM & FIN&ADMIN	3,359,097		0		0	
FFM-FACILITY MNGMT	74,633,918		0		0	
FFM-ASSET MANAGEMENT	38,836,907		126,817		(126,817)	
FFM-FLEET OPERATIONS	90,121,237		14,533,979		(17,694,372)	
FFM-BUILDING MTCE/OPER	0		0		0	
BUILDINGS 67	22,832,514		8,938,784		(8,938,784)	
STREETS & SANITATION 81	0		0		0	
STS-COMM/ADM SVCS	4,450,480		0		0	
STS-DIRECT SERVICES	150,879,605		79,982,560		0	
STS-GENERAL	0		0		0	
CS SUPPORT TO AVIATION	0		0		0	
CS SUPPORT TO TRANSP	0		0		0	
EMERG MNGMT & COMM 58	25,379,768		125,330,110	(1,193,087)	(8,611,530)	
POLICE BOARD 55	416,637		0		0	
INDEP POLICE REV AUTH 56	0		0		0	
COPA 60	11,708,983		0		0	
POLICE DEPT 57	1,620,193,698	(12,038,259)	24,334,118		(1,632,489,557)	
POLICE-EQUIP USE	0		0		0	
POLICE-ADMINISTRATION	113,679,641	(8,503,273)	0		0	
POLICE-FIRST DEPUTY	16,731,789	(45,356)	0		0	
POLICE-ORG DEVLPMT	65,280,821	(69,083)	0		0	
POLICE-TECHNICAL SVCS	50,800,333	(12,746)	0		0	
POLICE-PATROL SVCS	1,094,154,983	(2,323,776)	24,334,118		(24,334,118)	
POLICE-DETECTIVES	194,339,632	(923,053)	0		0	
POLICE-ORGANIZED CRIME	85,206,499	(160,972)	0		0	
POLICE-GENERAL	0		0		0	
FIRE DEPT 59	8,783,571		0		0	

CITY OF CHICAGO, ILLINOIS
Full Cost Allocation Plan
Schedule C - Summary of Allocated Costs

FILED DATE: 4/19/2024 3:27 PM 2021CH04583

Department Name	Total Expenditures	Disallowed	Cost Adjustments	Unallocated	Direct Billed	Total Allocated
FIRE-EQUIP USE	0		0		0	
FIRE-ADMINISTRATION	4,302,584		0		0	
FIRE-FIRST DEPUTY	4,415,187		0		0	
FIRE-ADMIN SERVICES	3,407,592		0		0	
FIRE-SUPPORT SERVICES	12,324,913		0		0	
FIRE-PREVENTION	10,265,907		0		0	
FIRE-OPER ADMIN	560,613,134		29,779,328		(584,857,059)	
FIRE-OPS/SPECIAL OPS	19,761,516		0		0	
FIRE-OPS/SUPPRESSION	441,660,072		26,945,482		(26,945,482)	
FIRE-OPS/EMS	93,656,142		2,833,846		(2,833,846)	
FIRE-GENERAL	0		0		0	
ADMIN HEARINGS 30						3,893,285
BRD OF ELECT COMM 39						4,864,738
HEALTH 41						23,306,179
HUMAN RELATIONS 45						1,687,111
PEOPLE WITH DISAB 48						975,661
BUILDINGS 67 - GENERAL						32,292,854
ANIMAL CARE CNTRL 73						4,508,906
LIQ LICENSE APPEAL COM 77						645,931
BOARD OF ETHICS 78						487,559
TRANSP 84 - CORP FD 100						32,650,016
MIDWAY OPERTNS FD 610						8,112,957
O'HARE OPERTNS FD 740						28,561,744
WATER FUND 200						77,345,134
SEWER FUND 314						43,451,597
CHI PUBLIC LIBRARY 91/346						6,467,980
CDBG FUNDS						6,117,460
VEHICLE TAX FUND 300						17,748,165
MOTOR FUEL TAX FD 310						5,926,443
MUNI HOTEL OPER 355 DCASE						7,843,624
NEW TIF ADMIN FUND 0B21						272,410
NEW FAMILY SUPTSVC 50						25,840,715
OLD HOUSING & ECON DEV 54						0
NEW BUSINESS CONS 70						13,458,124
NEW HOUSING 21						2,433,119
NEW PLANNING & DEV 54						18,018,220
EMERG COMM FD 353						7,281,792
GARB COLLECT FD 0B32						6,539,962
CHICAGO SKYWAY						1,139,824
ALL OTHER OR UNALLOCATED						4,037,013,833
Totals	5,802,708,534	(684,085,853)	1,641,776,428	(7,029,764)	(2,334,484,001)	4,418,885,344

Deviation: 0

CITY OF CHICAGO, ILLINOIS
Full Cost Allocation Plan
Schedule E - Summary of Allocation Basis

FILED DATE: 4/19/2024 3:27 PM 2021CH04583

Department	Allocation Basis	Allocation Source
BUILDING DEPRECIATION		
1.4.1 CITY HALL	SQUARE FOOTAGE OCCUPIED BY DEPARTMENT	DGS-CITY OF CHICAGO-FACILITIES BY ADDRESS (2019)
1.4.2 911 CENTER	EXCLUSIVE ALLOCATION TO OEMC 58	EXCLUSIVE ALLOCATION
1.4.3 POLICE HDQ	EXCLUSIVE ALLOCATION TO POLICE DEPARTMENT 57	EXCLUSIVE ALLOCATION
1.4.4 POLICE ACADEMY	EXCLUSIVE ALLOCATION TO POLICE DEPARTMENT 57	EXCLUSIVE ALLOCATION
1.4.5 FIRE ACADEMY	EXCLUSIVE ALLOCATION TO FIRE DEPARTMENT 59	EXCLUSIVE ALLOCATION
1.4.6 311 CENTER LEX	EXCLUSIVE ALLOCATION TO OEMC 58	EXCLUSIVE ALLOCATION
EQUIPMENT DEPRECIATION		
2.4.1 EQUIP DEPRECIATION	EQUIPMENT DEPRECIATION EXPENSE BY DEPARTMENT	2019 DEPRECIATION EXPENSE WORKSHEET
EMPLOYEE BENEFITS		
3.4.1 EMPLY BEN/MEDICAL	NUMBER OF BUDGETED POSITIONS BY DEPARTMENT (CORP FUND)	2019 ANNUAL APPROPRIATION ORDINANCE
3.4.2 DEATH BEN	NUMBER OF CORPORATE UNIFORMED EMPLOYEES BY DIVISION	2019 ANNUAL APPROPRIATION ORDINANCE
3.4.3 SOCIAL SEC	ACTUAL CORP SALS BY DEPT (Excl Pol & Fire Sworn)	SUMMARY TRIAL BALANCE FOR 2019 (A613 REPORT)
PBC - DALEY CENTER		
4.4.1 DALEY CENTER	SQUARE FOOTAGE BY DEPARTMENT - DALEY CENTER	DGS-CITY OF CHICAGO-FACILITIES BY ADDRESS (2019)
RETIREMENT		
5.4.1 EMPLOY/LAB	ACTUAL CORP SALS BY DEPT (Excl Pol & Fire Sworn)	SUMMARY TRIAL BALANCE FOR 2019 (A613 REPORT)
5.4.2 POLICE	TOTAL CORPORATE SWORN SALARIES BY BUREAU	2019 ANNUAL APPROPRIATION ORDINANCE
5.4.3 FIRE	SALARIES OF CORP UNIFORMED POSITIONS BY BUREAU	2019 ANNUAL APPROPRIATION ORDINANCE
FINANCE GENERAL 99		
6.4.1 WORKERS COMP	ACTUAL CLAIMS PER DEPT (CORPORATE FUND) FOR 2019	WORKER'S COMPENSATION FUND BY CLASSIFICATION REPORT
6.4.2 UNEMP COMP	NUMBER OF BUDGETED POSITIONS BY DEPARTMENT (CORP FUND)	2019 ANNUAL APPROPRIATION ORDINANCE
6.4.3 OTHER DIRECT	NUMBER OF BUDGETED POSITIONS BY DEPARTMENT (CORP FUND)	2019 ANNUAL APPROPRIATION ORDINANCE
6.4.4 DATA PROC SVCS	DOIT RESOURCE DIST BY DEPT (%) 2018, EXCL AVIATION & ENTERPRISE FDS	DEPARTMENT OF INNOVATION TECHNOLOGY
6.4.5 ACCTNG/AUDIT	NUMBER OF JV TRANSACTIONS BY DEPT EXCL ENTERPR & GRANT FUNDS	2019 JV JOURNAL ENTRIES REPORT
6.4.6 SURETY BONDS	SURETY BONDS OF PRINCIPAL OFFICERS (000's)	COMPTROLLER'S SUPPLEMENT CAFR FOR YEAR END DEC. 31
6.4.7 MOBILE COMM/ CIRCUITS	TELEPHONE CHARGES PER DEPARTMENT (CORP ONLY)	SUMMARY TRIAL BALANCE FOR 2019 (A613 REPORT)
MAYOR 01		
7.4.1 EXEC/ADMIN	NUMBER OF BUDGETED POSITIONS BY DEPARTMENT/FUND/GRANT	2019 ANNUAL APPROPRIATION ORDINANCE/NON-LOCAL FUNDS
7.4.2 INTERGOV AFF	EXCLUSIVE ALLOCATION TO ACCOUNTING & FINANCIAL REPORTING	EXCLUSIVE ALLOCATION
7.4.3 VIOLENCE PREV	EXCLUSIVE ALLOCATION TO ALL OTHER	EXCLUSIVE ALLOCATION
INSPECTOR GENERAL 03		
8.4.1 CORPORATE	POSITION COUNT, LESS WATER, SEWER, MIDWAY, O'HARE	2019 ANNUAL APPROPRIATION ORDINANCE

CITY OF CHICAGO, ILLINOIS
Full Cost Allocation Plan
Schedule E - Summary of Allocation Basis

FILED DATE: 4/19/2024 3:27 PM 2021CH04583

Department	Allocation Basis	Allocation Source
8.4.2 WATER	EXCLUSIVE ALLOCATION TO WATER FUND	EXCLUSIVE ALLOCATION
8.4.3 SEWER	EXCLUSIVE ALLOCATION TO SEWER FUND	EXCLUSIVE ALLOCATION
8.4.4 OTHER FUNDS	ACTUAL EXPENDITURES PER FUND	SUMMARY TRIAL BALANCE FOR 2019 (A613 REPORT)
BUDGET & MANAGEMNT 05		
9.4.1 OPS MGMT REVIEW	NUMBER OF BUDGETED POSITIONS BY DEPARTMENT/FUND/GRANT	2019 ANNUAL APPROPRIATION ORDINANCE/NON-LOCAL FUNDS
9.4.2 REV AND EXP ANALYSIS	NUMBER OF APPROPRIATION LINE ITEMS (EXCL CDBG AND WATER FUNDS)	2019 ANNUAL APPROPRIATION ORDINANCE
9.4.3 MGMT INITIATIVES	NUMBER OF BUDGETED POSITIONS BY DEPARTMENT/FUND/GRANT	2019 ANNUAL APPROPRIATION ORDINANCE/NON-LOCAL FUNDS
9.4.4 COMP AND TECH PROC	NUMBER OF BUDGETED POSITIONS BY DEPARTMENT/FUND/GRANT	2019 ANNUAL APPROPRIATION ORDINANCE/NON-LOCAL FUNDS
9.4.5 CAP MFT ADMIN	EXCLUSIVE ALLOCATION TO MOTOR FUEL TAX FUND	EXCLUSIVE ALLOCATION
9.4.6 DATA ANALYTICS	NUMBER OF BUDGETED POSITIONS BY DEPARTMENT/FUND/GRANT	2019 ANNUAL APPROPRIATION ORDINANCE/NON-LOCAL FUNDS
9.4.7 GRANTS MGMT	GRANT BUDGET ALLOCATIONS BY DEPARTMENT/FUND/GRANT - EXCL AVIATION	2019 ANNUAL APPROPRIATION ORDINANCE/NON-LOCAL FUNDS
9.4.8 OTHER FUNDS	ACTUAL EXPENDITURES PER FUND	SUMMARY TRIAL BALANCE FOR 2019 (A613 REPORT)
INNOVATION & TECH 06		
10.4.1 DOIT	DOIT RESOURCE DIST BY DEPT (%) 2018	DEPARTMENT OF INNOVATION TECHNOLOGY
10.4.2 PROF SVCS - IT MTCE	DOIT RESOURCE DIST BY DEPT (%) 2018 EXCL WATER FUND	DEPARTMENT OF INNOVATION TECHNOLOGY
10.4.3 DOIT NON-CORP	ACTUAL EXPENDITURES PER FUND	SUMMARY TRIAL BALANCE FOR 2019 (A613 REPORT)
CITY CLERK 25		
11.4.1 COUNCIL SUPPORT	EXCLUSIVE ALLOCATION TO CITY COUNCIL-COMMITTEES	EXCLUSIVE ALLOCATION
11.4.2 VEHICLE LICENSE	EXCLUSIVE ALLOCATION TO VEHICLE TAX FUND	EXCLUSIVE ALLOCATION
CITY COUNCIL/COMM 15		
12.4.1 CITY COUNCIL	EXCLUSIVE ALLOCATION TO CITY COUNCIL	EXCLUSIVE ALLOCATION
12.4.2 FINANCIAL ANALYSIS	EXCLUSIVE ALLOCATION TO CITY COUNCIL	EXCLUSIVE ALLOCATION
12.4.3 LEGIS INSP GEN	EXCLUSIVE ALLOCATION TO INSPECTOR GENERAL	EXCLUSIVE ALLOCATION
12.4.4 FINANCE COMM	FINANCE COMMITTEE	EXCLUSIVE ALLOCATION TO FINANCE COMMITTEE
12.4.5 CORP OTHER COMM	EXCLUSIVE ALLOCATION TO NON-FINANCE COMMITTEES	EXCLUSIVE ALLOCATION
12.4.6 NON-CORP OTHER COMM	ACTUAL EXPENDITURES PER FUND	SUMMARY TRIAL BALANCE FOR 2019 (A613 REPORT)
CITY COUNCIL 15		
13.4.1 CITY COUNCIL	PERCENTAGE OF ACTUAL EXPENDITURES PER COUNCIL COMMITTEE	SUMMARY TRIAL BALANCE FOR 2019 (A613 REPORT)
FINANCE COMMITTEE		
14.4.1 WORKER'S COMP	TOTAL NUMBER OF WORKER'S COMP VOUCHERS PROCESSED IN 2019	WORKER'S COMP DIV-FUND BY CLASSIFICATION REPORT
NON-FINANCE COMM		
15.4.1 ALL OTHER COMM	PERCENTAGE OF CORP ACTUAL EXP PER COUNCIL CMTE EXCL FIN CMTEE	SUMMARY TRIAL BALANCE FOR 2019 (A613 REPORT)
FINANCE-CITYWIDE 27		
16.4.1 CMPTRLR CITY-WIDE	NUMBER OF BUDGETED POSITIONS PER BUREAU (ALL FUNDS)	2019 ANNUAL APPROPRIATION ORDINANCE

CITY OF CHICAGO, ILLINOIS
Full Cost Allocation Plan
Schedule E - Summary of Allocation Basis

FILED DATE: 4/19/2024 3:27 PM 2021CH04583

Department	Allocation Basis	Allocation Source
16.4.2 OLD COMPTR DEPT	NUMBER OF BUDGETED POSITIONS PER BUREAU EXCL REVENUE BUR (ALL FUNDS)	2019 ANNUAL APPROPRIATION ORDINANCE
CITY COMPTROLLER		
17.4.1 COMPTROLLER	NUMBER OF BUDGETED POSITIONS PER BUREAU (ALL FUNDS)	2019 ANNUAL APPROPRIATION ORDINANCE
17.4.2 INTERNAL AUDIT	NUMBER OF BUDGETED POSITIONS PER BUREAU (ALL FUNDS)	2019 ANNUAL APPROPRIATION ORDINANCE
17.4.3 FIN-SYS SUPPRT	TOTAL # OF PV (PAYMENT VOUCH) AND CV (CONTRACT VOUCH) TRANS BY UNIT	2019 AP TRANSACTIONS BY TRANS CODE REPORT
17.4.4 FISCAL ADMIN	TOTAL # OF PV (PAYMENT VOUCH) AND CV (CONTRACT VOUCH) TRANS BY UNIT	2019 AP TRANSACTIONS BY TRANS CODE REPORT
17.4.5 PERSONNEL	NUMBER OF BUDGETED POSITIONS PER BUREAU (ALL FUNDS)	2019 ANNUAL APPROPRIATION ORDINANCE
COMPTR-ACCT FIN RPTG		
18.4.1 GENERAL ACCT	JV (JOURNAL VOUCHER) ACCTNG TRANS BY DEPT EXCL ENTERPR & GRANT FDS	2019 JV JOURNAL ENTRIES REPORT
18.4.2 COST CONTROL	IV (INTERFUND VOUCH) TRANS BY DEPT EXCL ENTERPR & GRANT FDS	2019 AP TRANSACTIONS BY TRANS CODE REPORT
18.4.3 GPAD ADMIN	GRANT BUDGET ALLOCATIONS BY DEPARTMENT/FUND/GRANT - EXCL AVIATION	2019 ANNUAL APPROPRIATION ORDINANCE/NON-LOCAL FUNDS
18.4.4 PUB SAFETY & PLNG	GRANT BUDGET ALLOCATIONS TO PUBLIC SAFETY RELATED DEPTS	2019 ANNUAL APPROPRIATION ORDINANCE/NON-LOCAL FUNDS
18.4.5 SYSTEMS AUDIT	GRANT BUDGET ALLOCATIONS BY DEPARTMENT/FUND/GRANT - EXCL AVIATION	2019 ANNUAL APPROPRIATION ORDINANCE/NON-LOCAL FUNDS
18.4.6 DFSS ALL GRANTS	EXCLUSIVE ALLOCATION TO DFSS	EXCLUSIVE ALLOCATION
18.4.7 TRANSPORTATION	EXCLUSIVE ALLOCATION TO TRANSPORTATION	EXCLUSIVE ALLOCATION
18.4.8 HEALTH	EXCLUSIVE ALLOCATION TO DEPARTMENT OF HEALTH	EXCLUSIVE ALLOCATION
18.4.9 COMM DEV ACCTNG	EXCLUSIVE ALLOCATION TO HOUSING & ECONOMIC DEVELOPMENT	EXCLUSIVE ALLOCATION
18.4.10 VOUCHER/AUDIT	NUMBER OF DELEGATE AGENCY AWARDS	PURCHASING TRANSACTION REPORT FOR 2019
18.4.11 OTHER FUNDS	ACTUAL EXPENDITURES PER FUND	SUMMARY TRIAL BALANCE FOR 2019 (A613 REPORT)
COMPTR-FIN STRATG OPS		
19.4.1 FINANCIAL POLICY	TOTAL EXPENDITURES BY DEPT/FUND/GRANT (EXCL ENTERPRISE, VEH TAX)	SUMMARY TRIAL BALANCE FOR 2019 (A613 REPORT)
19.4.2 EMP BEN MGMT	NUMBER OF BUDGETED POSITIONS BY DEPT/FUND/GRANT (EXCL MIDWAY)	2019 ANNUAL APPROPRIATION ORDINANCE/NON-LOCAL FUNDS
19.4.3 RISK MGMT	NUMBER OF BUDGETED POSITIONS BY DEPT/FUND/GRANT (EXCL MIDWAY & O'HARE)	2019 ANNUAL APPROPRIATION ORDINANCE/NON-LOCAL FUNDS
19.4.4 DISBURSEMENT	TOTAL NUMBER OF PV ACCOUNTING TRANSACTIONS BY UNIT, EXCL WATER	2019 AP TRANSACTIONS BY TRANS CODE REPORT
19.4.5 PAYROLL	NUMBER OF BUDGETED POSITIONS BY DEPARTMENT/FUND/GRANT	2019 ANNUAL APPROPRIATION ORDINANCE/NON-LOCAL FUNDS
19.4.6 WC CPD CFD	CPD AND CFD ACTUAL CLAIMS (CORP FUND) FOR 2019	WORKER'S COMPENSATION FUND BY CLASSIFICATION REPORT
19.4.7 OTHER FUNDS	ACTUAL EXPENDITURES PER FUND	SUMMARY TRIAL BALANCE FOR 2019 (A613 REPORT)
COMPTR-REVENUE SVCS		
20.4.1 PAYMENT PROCESSING	EXCLUSIVE ALLOCATION TO ALL OTHER	EXCLUSIVE ALLOCATION
20.4.2 TAX POLICY AND ADMIN	EXCLUSIVE ALLOCATION TO ALL OTHER	EXCLUSIVE ALLOCATION
20.4.3 STREET OPS	EXCLUSIVE ALLOCATION TO ALL OTHER	EXCLUSIVE ALLOCATION
20.4.4 A/R-CITYWIDE	TOTAL EXP BY DEPT/FUND/GRANT (EXCL ENTERPRISE FUNDS AND VEH TAX FUND)	SUMMARY TRIAL BALANCE FOR 2019 (A613 REPORT)
20.4.5 A/R-CITATIONS	EXCLUSIVE ALLOCATION TO ALL OTHER	EXCLUSIVE ALLOCATION
20.4.6 OTHER FUNDS	ACTUAL EXPENDITURES PER FUND	SUMMARY TRIAL BALANCE FOR 2019 (A613 REPORT)

FILED DATE: 4/19/2024 3:27 PM 2021CH04583

Department	Allocation Basis	Allocation Source
TREASURER 28		
21.4.1 FINANCIAL RPTG	TOTAL EXP BY DEPT/FUND/GRANT (EXCL ENTERPRISE FUNDS AND VEH TAX FUND)	SUMMARY TRIAL BALANCE FOR 2019 (A613 REPORT)
21.4.2 OTHER FUNDS	ACTUAL EXPENDITURES PER FUND	SUMMARY TRIAL BALANCE FOR 2019 (A613 REPORT)
LAW CITY-WIDE 31		
22.4.1 CORP CNSL (4005)	ALLOCATED SALARIES BY BENEFITING DEPARTMENT	TIME ALLOCATIONS FOR THE PERIOD OF 1/1/2019-12/31/2019
22.4.2 APPEALS (3007)	% OF APPEALS RELATED TIME PER ENTERPRISE FUND	TIME ALLOCATIONS FOR THE PERIOD OF 1/1/2019-12/31/2019
22.4.3 BLDG & LIC ENF (3011)	% OF BLDG & LIC ENF RELATED TIME PER ENTERPRISE FUND	TIME ALLOCATIONS FOR THE PERIOD OF 1/1/2019-12/31/2019
22.4.4 CONSTIT/COMM LIT (3014)	% OF CONSTIT/COMM POL RELATED TIME PER ENTERPRISE FUND	TIME ALLOCATIONS FOR THE PERIOD OF 1/1/2019-12/31/2019
22.4.5 TORTS (3019)	% OF TORTS RELATED TIME PER ENTERPRISE FUND	TIME ALLOCATIONS FOR THE PERIOD OF 1/1/2019-12/31/2019
22.4.6 EMP LIT (3022)	% OF EMP LIT RELATED TIME PER ENTERPRISE FUND	TIME ALLOCATIONS FOR THE PERIOD OF 1/1/2019-12/31/2019
22.4.7 LABOR (3028)	% OF LABOR RELATED TIME BY BENEFITING DEPARTMENT	TIME ALLOCATIONS FOR THE PERIOD OF 1/1/2019-12/31/2019
22.4.8 LEGAL COUNSEL (3031)	% OF LEGAL COUNSEL RELATED TIME PER ENTERPRISE FUND	TIME ALLOCATIONS FOR THE PERIOD OF 1/1/2019-12/31/2019
22.4.9 AVIA/ENVIR (3038)	% OF AVIA/ENVIR RELATED TIME BY BENEFITING DEPARTMENT	TIME ALLOCATIONS FOR THE PERIOD OF 1/1/2019-12/31/2019
22.4.10 INVESTIG/PROSEC (3039)	% OF MUNI PROS RELATED TIME PER ENTERPRISE FUND	TIME ALLOCATIONS FOR THE PERIOD OF 1/1/2019-12/31/2019
22.4.11 REVENUE LIT (3046)	% OF REVENUE LIT RELATED TIME PER ENTERPRISE FUND	TIME ALLOCATIONS FOR THE PERIOD OF 1/1/2019-12/31/2019
22.4.12 FIN/ECON DEV (3144)	% OF FIN/ECON RELATED TIME BY BENEFITING DEPARTMENT	TIME ALLOCATIONS FOR THE PERIOD OF 1/1/2019-12/31/2019
22.4.13 REAL ESTATE (3045)	% OF REAL ESTATE RELATED TIME BY BENEFITING DEPARTMENT	TIME ALLOCATIONS FOR THE PERIOD OF 1/1/2019-12/31/2019
22.4.14 COLL OWNRSP LIT (3049)	% OF COLL OWNRSP LIT RELATED TIME PER ENTERPRISE FUND	TIME ALLOCATIONS FOR THE PERIOD OF 1/1/2019-12/31/2019
22.4.15 FED CIV RIGHTS (3125)	EXCLUSIVE ALLOCATION TO POLICE DEPARTMENT 57	EXCLUSIVE ALLOCATION
LAW CORPORATE		
23.4.1 ADMIN (3006)	ALLOCATION TO LAW CITY-WIDE	ALLOCATION TO LAW CITY-WIDE
23.4.2 CORP CNSL (4005)	% OF CORP COUNSEL RELATED TIME EXCL ENTERP FDS, CDBG, TIF BY DEPT	TIME ALLOCATIONS FOR THE PERIOD OF 1/1/2019-12/31/2019
23.4.3 APPEALS (3007)	% OF APPEALS RELATED TIME EXCL ENTERP FDS, CDBG, TIF BY DEPT	TIME ALLOCATIONS FOR THE PERIOD OF 1/1/2019-12/31/2019
23.4.4 BLDG & LIC ENF (3011)	% OF BLDG & LIC ENF RELATED TIME EXCL ENTERP FDS, CDBG, TIF BY DEPT	TIME ALLOCATIONS FOR THE PERIOD OF 1/1/2019-12/31/2019
23.4.5 CONSTIT/COMM LIT (3014)	% OF CONSTIT/COMM POL RELATED TIME EXCL ENTERP FDS, CDBG, TIF BY DEPT	TIME ALLOCATIONS FOR THE PERIOD OF 1/1/2019-12/31/2019
23.4.6 TORTS (3019)	% OF TORTS RELATED TIME EXCL ENTERP FDS, CDBG, TIF BY DEPT	TIME ALLOCATIONS FOR THE PERIOD OF 1/1/2019-12/31/2019
23.4.7 EMP LIT (3022)	% OF EMP LIT RELATED TIME EXCL ENTERP FDS, CDBG, TIF BY DEPT	TIME ALLOCATIONS FOR THE PERIOD OF 1/1/2019-12/31/2019
23.4.8 INDIV DEF LIT	EXCLUSIVE ALLOCATION TO POLICE DEPARTMENT 57	EXCLUSIVE ALLOCATION
23.4.9 LABOR (3028)	% OF LABOR RELATED TIME EXCL ENTERP FDS, CDBG, TIF BY DEPT	TIME ALLOCATIONS FOR THE PERIOD OF 1/1/2019-12/31/2019
23.4.10 LEGAL COUNSEL (3031)	% OF LEGAL COUNSEL RELATED TIME EXCL ENTERP FDS, CDBG, TIF BY DEPT	TIME ALLOCATIONS FOR THE PERIOD OF 1/1/2019-12/31/2019
23.4.11 AVIA/ENVIR (3038)	% OF AVIA/ENVIR RELATED TIME EXCL ENTERP FDS, CDBG, TIF BY DEPT	TIME ALLOCATIONS FOR THE PERIOD OF 1/1/2019-12/31/2019
23.4.12 INVESTIG/PROSEC (3039)	% OF INVST/PROSECTNS RELATED TIME EXCL ENTERP FDS, CDBG, TIF BY DEPT	TIME ALLOCATIONS FOR THE PERIOD OF 1/1/2019-12/31/2019
23.4.13 REVENUE LIT (3046)	% OF REVENUE LIT RELATED TIME EXCL ENTERP FDS, CDBG, TIF BY DEPT	TIME ALLOCATIONS FOR THE PERIOD OF 1/1/2019-12/31/2019

CITY OF CHICAGO, ILLINOIS
Full Cost Allocation Plan
Schedule E - Summary of Allocation Basis

FILED DATE: 4/19/2024 3:27 PM 2021CH04583

Department	Allocation Basis	Allocation Source
23.4.14 FIN/ECON DEV (3144)	% OF FIN/ECON RELATED TIME EXCL ENTERP FDS, CDBG, TIF BY DEPT	TIME ALLOCATIONS FOR THE PERIOD OF 1/1/2019-12/31/2019
23.4.15 REAL ESTATE (3045)	% OF REAL ESTATE RELATED TIME EXCL ENTERP FDS, CDBG, TIF BY DEPT	TIME ALLOCATIONS FOR THE PERIOD OF 1/1/2019-12/31/2019
23.4.16 COLL OWNRSP LIT (3049)	% OF COLL OWNRSHP RELATED TIME EXCL ENTERP FDS, CDBG, TIF BY DEPT	TIME ALLOCATIONS FOR THE PERIOD OF 1/1/2019-12/31/2019
23.4.17 COMPLIANCE	EXCLUSIVE ALLOCATION TO ALL OTHER	EXCLUSIVE ALLOCATION
23.4.18 FED CIV RIGHTS (3125)	EXCLUSIVE ALLOCATION TO POLICE DEPARTMENT 57	EXCLUSIVE ALLOCATION
HUMAN RESOURCES 33		
24.4.1 HR SUPPORT	NUMBER OF BUDGETED POSITIONS BY DEPARTMENT/FUND/GRANT	2019 ANNUAL APPROPRIATION ORDINANCE/NON-LOCAL FUNDS
24.4.2 EMPLYMT SERVICES	NUMBER OF BUDGETED POSITIONS, LESS WATER, MIDWAY AND O'HARE	2019 APPROPRIATION BUDGET ORDINANCE
24.4.3 OTHER FUNDS	ACTUAL EXPENDITURES PER FUND	SUMMARY TRIAL BALANCE FOR 2019 (A613 REPORT)
PROCUREMENT SVCS 35		
25.4.1 CONTRACT MGMT CORP	WEIGHTED # OF RELEASED CONTRACTS LESS AVTN >$100,000 WATER, O'HARE, MI	PURCHASING TRANSACTION REPORT FOR 2019
25.4.2 CERTIF/COMPL	WEIGHTED # OF RELEASED CONTRACTS LESS AVTN >$100,000 WATER, O'HARE, MI	PURCHASING TRANSACTION REPORT FOR 2019
25.4.3 OTHER FUNDS	ACTUAL EXPENDITURES PER FUND	SUMMARY TRIAL BALANCE FOR 2019 (A613 REPORT)
FLEET/FACIL MGMT 38		
26.4.1 NEW DFFM	NUMBER OF BUDGETED POSITIONS PER BUREAU (ALL FUNDS)	2019 ANNUAL APPROPRIATION ORDINANCE
26.4.2 OLD DGS	NUMBER OF BUDGETED POSITIONS PER BUREAU EXCL FLEET OPS BUR (ALL FUNDS)	2019 ANNUAL APPROPRIATION ORDINANCE
FFM-COMM & FIN&ADMIN		
27.4.1 FFM-COMMISSIONER	NUMBER OF BUDGETED POSITIONS PER BUREAU (ALL FUNDS)	2019 ANNUAL APPROPRIATION ORDINANCE
27.4.2 DGS-FIN/ACCTNG	TOTAL EXPENDITURES BY DGS BUREAU (ALL FUNDS INCLUDED)	SUMMARY TRIAL BALANCE FOR 2019 (A613 REPORT)
27.4.3 DGS-CONTR MGMT	TOTAL EXPENDITURES BY DGS BUREAU (ALL FUNDS INCLUDED)	SUMMARY TRIAL BALANCE FOR 2019 (A613 REPORT)
27.4.4 DGS-HUMAN RESOURCES	NUMBER OF BUDGETED POSITIONS PER BUREAU (ALL FUNDS)	2019 ANNUAL APPROPRIATION ORDINANCE
27.4.5 DGS-SYSTEMS/PERF IMP	NUMBER OF BUDGETED POSITIONS PER BUREAU (ALL FUNDS)	2019 ANNUAL APPROPRIATION ORDINANCE
27.4.6 TELECOM	TELEPHONE CHARGES PER DEPARTMENT AND FUND TYPE	SUMMARY TRIAL BALANCE FOR 2019 (A613 REPORT)
27.4.7 LEASE PURCH AGRMT	NUMBER OF BUDGETED POSITIONS PER BUREAU (ALL FUNDS)	2019 ANNUAL APPROPRIATION ORDINANCE
FFM-FACILITY MNGMT		
28.4.1 DGS-TRADES	SQ FTG BY DEPT (EXCL LIBRARY) - CITY OWNED FACILITIES	DGS-CITY OF CHICAGO-FACILITIES BY ADDRESS (2019)
28.4.2 CUSTODIAL SVCS	SQ FTG BY DEPT (EXCL LIBRARY) - CITY OWNED FACILITIES	DGS-CITY OF CHICAGO-FACILITIES BY ADDRESS (2019)
28.4.3 BLDG ENGINEERS	SQ FTG BY DEPT (EXCL LIBRARY) - CITY OWNED FACILITIES	DGS-CITY OF CHICAGO-FACILITIES BY ADDRESS (2019)
28.4.4 ARCH/ENG	SQ FTG BY DEPT - CITY OWNED FACILITIES	DGS-CITY OF CHICAGO-FACILITIES BY ADDRESS (2019)
28.4.5 CONSTR MGMT	SQ FTG BY DEPT - CITY OWNED FACILITIES	DGS-CITY OF CHICAGO-FACILITIES BY ADDRESS (2019)
28.4.6 SECURITY	SQ FTG BY DEPT - CITY OWNED/LEASED FACILITIES (LESS LIBRARY)	DGS-CITY OF CHICAGO-FACILITIES BY ADDRESS (2019)
28.4.7 RELOCATION	SQ FTG BY DEPT (EXCL LIBRARY) - CITY OWNED FACILITIES	DGS-CITY OF CHICAGO-FACILITIES BY ADDRESS (2019)

CITY OF CHICAGO, ILLINOIS
Full Cost Allocation Plan
Schedule E - Summary of Allocation Basis

FILED DATE: 4/19/2024 3:27 PM 2021CH04583

Department	Allocation Basis	Allocation Source
28.4.8 OFFICE/BLDG/CUST	SQ FTG BY DEPT - CITY OWNED/LEASED FACILITIES (LESS LIBRARY)	DGS-CITY OF CHICAGO-FACILITIES BY ADDRESS (2019)
28.4.9 FAC AREA MGMT SVCS	BUDGETED COSTS BY DEPT SQ FTG IN 400 W SUPERIOR	291-A JUSTIFICATION BUDGET 2019
28.4.10 FACIL MTCE	SQ FTG BY DEPT (EXCL LIBRARY) - CITY OWNED FACILITIES	DGS-CITY OF CHICAGO-FACILITIES BY ADDRESS (2019)
28.4.11 NPV	SQUARE FOOTAGE OCCUPIED BY DEPARTMENT	DGS-CITY OF CHICAGO-FACILITIES BY ADDRESS (2019)
28.4.12 CENTRAL MAIL	POSTAGE EXPENSES BY DEPARTMENT	POSTAGE BY PHONE REPORT AS OF 12/31/2019
28.4.13 ENVIR HEALTH & SAFETY	SQ FTG BY DEPARTMENT - CITY OWNED/LEASED FACILITIES	DGS-CITY OF CHICAGO-FACILITIES BY ADDRESS (2019)
FFM-ASSET MANAGEMENT		
29.4.1 LEASING/PORTFOLIO	TOTAL NUMBER OF LEASES PROCESSED	2019 DFFM REPORT OF LEASED FACILITIES
29.4.2 GRAPHICS SVCS	GRAPHICS ALLOCATIONS BY DEPARTMENT/FUND	GRAPHIC BREAKDOWN REPORT FOR BFY 2019
29.4.3 ENERGY SVCS	SQ FTG BY DEPT - CITY OWNED FACILITIES	DGS-CITY OF CHICAGO-FACILITIES BY ADDRESS (2019)
29.4.4 DOC RETENTION	NUMBER OF BUDGETED POSITIONS BY DEPARTMENT/FUND/GRANT	2019 ANNUAL APPROPRIATION ORDINANCE/NON-LOCAL FUNDS
29.4.5 ENVIR HEALTH & SAFETY	SQ FTG BY DEPARTMENT - CITY OWNED/LEASED FACILITIES	DGS-CITY OF CHICAGO-FACILITIES BY ADDRESS (2019)
29.4.6 PROPERTY RENTAL	LEASING EXPENSES FOR CITY DEPT PD BY CORPORATE; EXCLUDES ENT FDS	291-A JUSTIFICATION FOR 2019; OBJECT CODE=0155
29.4.7 MOTOR FUEL/GASOLINE	EXCLUSIVE ALLOCATION TO FLEET OPERATIONS	EXCLUSIVE ALLOCATION
29.4.8 NATURAL GAS	BUDGETED NATURAL GAS COSTS BY DEPARTMENT	291-A JUSTIFICATION BUDGET 2019; ACCT .0322
29.4.9 ELECTRICITY	BUDGETED ELECTRICITY COSTS BY DEPARTMENT	291-A JUSTIFICATION BUDGET 2019; ACCT .0331
29.4.10 PBC EXPENSES	BUDGETED EXP BY DEPTS IN DALEY CENTER	291-A JUSTIFICATION BUDGET 2019; ACCT .9160
29.4.11 CDBG	EXCLUSIVE ALLOCATION TO CDBG PROGRAMS	EXCLUSIVE ALLOCATION
FFM-FLEET OPERATIONS		
30.4.1 EQUIP/PROJ MGMT	VEHICLE COUNTS BY USING DEPARTMENT/AGENCY	FLEET OPERATIONS VEHICLE COUNT REPORT: 7/2019
30.4.2 FUEL SVCS	VEHICLE COUNTS BY USING DEPARTMENT/AGENCY	FLEET OPERATIONS VEHICLE COUNT REPORT: 7/2019
30.4.3 ACCIDENT/ASSESS	VEHICLE COUNTS BY USING DEPARTMENT/AGENCY	FLEET OPERATIONS VEHICLE COUNT REPORT: 7/2019
30.4.4 FLEET MTCE OPS	FLEET MTCE COSTS BY USING DEPT/AGENCY	FLEET OPERATIONS REPORT OF MAINTENANCE COSTS
30.4.5 ROAD SVCS	ROAD SERVICE COST PER DEPT/AGENCY	FLEET OPERATIONS REPORT OF ROAD SERVICE
30.4.6 CPD MOTOR MTCE	FLEET MTCE COSTS BY USING DEPT/AGENCY	FLEET OPERATIONS REPORT OF MAINTENANCE COSTS
30.4.7 CORP EXP TO AIRPORTS	TOTAL EXPENDITURES BY AIRPORT	SUMMARY TRIAL BALANCE FOR 2019 (A613 REPORT)
30.4.8 OTHER FUNDS	ACTUAL EXPENDITURES PER FUND	SUMMARY TRIAL BALANCE FOR 2019 (A613 REPORT)
FFM-BUILDING MTCE/OPER		
31.4.1 DGS M&O-CITY HALL	SQUARE FOOTAGE OCCUPIED BY DEPARTMENT	DGS-CITY OF CHICAGO-FACILITIES BY ADDRESS (2019)
31.4.2 GARFIELD CC	SQUARE FOOTAGE OCCUPIED BY DEPARTMENT	DGS-CITY OF CHICAGO-FACILITIES BY ADDRESS (2019)
31.4.3 BURNSIDE CC	SQUARE FOOTAGE OCCUPIED BY DEPARTMENT	DGS-CITY OF CHICAGO-FACILITIES BY ADDRESS (2019)
31.4.4 KING CC	SQUARE FOOTAGE OCCUPIED BY DEPARTMENT	DGS-CITY OF CHICAGO-FACILITIES BY ADDRESS (2019)
31.4.5 DEPAUL CTR	SQ FTG BY CORP DEPT (EXCL WATER & SEWER) - DEPAUL CENTER	DGS-CITY OF CHGO-FACIL WORKSHEET - 2019 AND 291-A JUSTIFICATION
31.4.6 GOLDBLATT'S	SQUARE FOOTAGE OCCUPIED BY DEPARTMENT	DGS-CITY OF CHICAGO-FACILITIES BY ADDRESS (2019)
31.4.7 GALLERY 37	EXCLUSIVE ALLOCATION TO CULTURAL AFFAIRS	EXCLUSIVE ALLOCATION

CITY OF CHICAGO, ILLINOIS
Full Cost Allocation Plan
Schedule E - Summary of Allocation Basis

FILED DATE: 4/19/2024 3:27 PM 2021CH04583

Department	Allocation Basis	Allocation Source
31.4.8 NORTH PARK VILL	SQUARE FOOTAGE OCCUPIED BY DEPARTMENT	DGS-CITY OF CHICAGO-FACILITIES BY ADDRESS (2019)
31.4.9 30 N. LASALLE	SQ FTG BY CORP DEPT (EXCL AVIATION) - 30 N. LASALLE	DGS-CITY OF CHGO-FACIL WORKSHEET - 2019 AND 291-A JUSTIFICATION
31.4.10 OTHER FACIL	SQUARE FOOTAGE OCCUPIED BY DEPARTMENT	DGS-CITY OF CHICAGO-FACILITIES BY ADDRESS (2019)
31.4.11 DGS M&O-DALEY CTR	SQUARE FOOTAGE BY DEPARTMENT - DALEY CENTER	DGS-CITY OF CHICAGO-FACILITIES BY ADDRESS (2019)
BUILDINGS 67		
32.4.1 ALL OTHER	EXCLUSIVE ALLOCATION TO BUILDINGS-GENERAL	EXCLUSIVE ALLOCATION
32.4.2 WATER FUND	EXCLUSIVE ALLOCATION TO WATER FUND	EXCLUSIVE ALLOCATION
32.4.3 VEHICLE TAX	EXCLUSIVE ALLOCATION TO VEHICLE TAX FUND	EXCLUSIVE ALLOCATION
32.4.4 SEWER FUND	EXCLUSIVE ALLOCATION TO SEWER FUND	EXCLUSIVE ALLOCATION
32.4.5 CDBG FUND	EXCLUSIVE ALLOCATION TO CDBG PROGRAMS	EXCLUSIVE ALLOCATION
STREETS & SANITATION 81		
33.4.1 DSS-DEPTWIDE	NUMBER OF BUDGETED POSITIONS PER BUREAU (ALL FUNDS)	2019 ANNUAL APPROPRIATION ORDINANCE
33.4.2 DSS CORP WIDE	NUMBER OF CORPORATE BUDGETED POSITIONS PER BUREAU	2019 ANNUAL APPROPRIATION ORDINANCE
33.4.3 DSS EQUIP RELATED	NUMBER OF BUDGETED POSITIONS PER BUREAU	2019 ANNUAL APPROPRIATION ORDINANCE
STS-COMM/ADM SVCS		
34.4.1 COMM/ADM SVCS	NUMBER OF BUDGETED POSITIONS PER BUREAU (ALL FUNDS)	2019 ANNUAL APPROPRIATION ORDINANCE
STS-DIRECT SERVICES		
35.4.1 DSS SANITATION	EXCLUSIVE ALLOCATION TO DSS GENERAL	EXCLUSIVE ALLOCATION
35.4.2 DSS RODENT CONTROL	EXCLUSIVE ALLOCATION TO DSS GENERAL	EXCLUSIVE ALLOCATION
35.4.3 DSS STREET OPS	EXCLUSIVE ALLOCATION TO DSS GENERAL	EXCLUSIVE ALLOCATION
35.4.4 DSS TRAFFIC SVCS	EXCLUSIVE ALLOCATION TO DSS GENERAL	EXCLUSIVE ALLOCATION
35.4.5 DSS FORESTRY	EXCLUSIVE ALLOCATION TO DSS GENERAL	EXCLUSIVE ALLOCATION
35.4.6 VEHICLE TAX	EXCLUSIVE ALLOCATION TO VEHICLE TAX FUND	EXCLUSIVE ALLOCATION
35.4.7 GARB COLL FUND	EXCLUSIVE ALLOCATION TO GARB COLL FD	EXCLUSIVE ALLOCATION
STS-GENERAL		
36.4.1 STS-GENERAL	WATER, SEWER PLANT VALUE AS A % OF CITY FULL PROP VALUE	2018 WATER/SEWER ANNUAL RPT & CIVIC FEDERATION DATA
CS SUPPORT TO AVIATION		
37.4.1 AVIATION	SALARY EXPENDITURES	SUMMARY TRIAL BALANCE FOR 2019 (A613 REPORT)
CS SUPPORT TO TRANSP		
38.4.1 TRANSP-CORP	ALLOCATION TO TRANSP-CORP	ALLOCATION TO TRANSP-CORP
38.4.2 ALL TRANSP	NUMBER OF BUDGETED POSITIONS PER FUND	2019 ANNUAL APPROPRIATION ORDINANCE
EMERG MNGMT & COMM 58		
39.4.1 CPD DISPATCH	BUDGETED SWORN POSITIONS IN OPERATING UNITS (CORP FUND ONLY)	2019 ANNUAL APPROPRIATION ORDINANCE
39.4.2 CFD DISPATCH	BUDGETED POSITIONS IN OPERATING UNITS (CORP FUND ONLY)	2019 ANNUAL APPROPRIATION ORDINANCE
39.4.3 ALT RESPONSE	BUDGETED SWORN POSITIONS IN OPERATING UNITS (CORP FUND ONLY)	2019 ANNUAL APPROPRIATION ORDINANCE
39.4.4 CITYWIDE EMERG MGMT	NUMBER OF BUDGETED POSITIONS BY DEPARTMENT/FUND/GRANT	2019 ANNUAL APPROPRIATION ORDINANCE/NON-LOCAL FUNDS
39.4.5 NON EMERGENCY 311	# OF SVC REQUESTS HANDLED IN 2019	311 CITY SVCS

CITY OF CHICAGO, ILLINOIS
Full Cost Allocation Plan
Schedule E - Summary of Allocation Basis

FILED DATE: 4/19/2024 3:27 PM 2021CH04583

Department	Allocation Basis	Allocation Source
39.4.6 CORP TMA	EXCLUSIVE ALLOCATION TO POLICE GENERAL	EXCLUSIVE ALLOCATION
39.4.7 CORP XING GUARDS	EXCLUSIVE ALLOCATION TO POLICE GENERAL	EXCLUSIVE ALLOCATION
39.4.8 MDW TMA	EXCLUSIVE ALLOCATION MIDWAY	EXCLUSIVE ALLOCATION
39.4.9 MDW AVIATION DISPATCH	EXCLUSIVE ALLOCATION MIDWAY	EXCLUSIVE ALLOCATION
39.4.10 ORD NON EMERGENCY 311	EXCLUSIVE ALLOCATION TO O'HARE	EXCLUSIVE ALLOCATION
39.4.11 ORD TMA	EXCLUSIVE ALLOCATION TO O'HARE	EXCLUSIVE ALLOCATION
39.4.12 ORD AVIATION DISPATCH	EXCLUSIVE ALLOCATION TO O'HARE	EXCLUSIVE ALLOCATION
39.4.13 EMERG COMM FUND	EXCLUSIVE ALLOCATION TO EMERG COMM FUND	EXCLUSIVE ALLOCATION
POLICE BOARD 55		
40.4.1 POLICE BOARD	EXCLUSIVE ALLOCATION TO POLICE ADMINISTRATION	EXCLUSIVE ALLOCATION
INDEP POLICE REV AUTH 56		
41.4.1 IPRA	EXCLUSIVE ALLOCATION TO POLICE ADMINISTRATION	EXCLUSIVE ALLOCATION
COPA 60		
42.4.1 COPA	EXCLUSIVE ALLOCATION TO POLICE ADMINISTRATION	EXCLUSIVE ALLOCATION
POLICE DEPT 57		
43.4.1 ADMINISTRATION	EXCLUSIVE ALLOCATION TO POLICE ADMINISTRATION	EXCLUSIVE ALLOCATION
43.4.2 FIRST DEPUTY	EXCLUSIVE ALLOCATION TO POLICE FIRST DEPUTY	EXCLUSIVE ALLOCATION
43.4.3 ORG DEVELOPMENT	EXCLUSIVE ALLOCATION TO POLICE ORGANIZATIONAL DEVELOPMENT	EXCLUSIVE ALLOCATION
43.4.4 PATROL SVCS	EXCLUSIVE ALLOCATION TO POLICE PATROL SERVICES	EXCLUSIVE ALLOCATION
43.4.5 DETECTIVES	EXCLUSIVE ALLOCATION TO DETECTIVES	EXCLUSIVE ALLOCATION
43.4.6 ORG CRIME	EXCLUSIVE ALLOCATION TO ORGANIZED CRIME	EXCLUSIVE ALLOCATION
43.4.7 TECHNICAL SVCS	EXCLUSIVE ALLOCATION TO POLICE TECHNICAL SERVICES	EXCLUSIVE ALLOCATION
43.4.8 BUILDING COSTS	TOTAL NUMBER OF EMPLOYEES BY DIVISION	2019 ANNUAL APPROPRIATION ORDINANCE
POLICE-EQUIP USE		
44.4.1 EQUIPMENT USE	TOTAL NUMBER OF EMPLOYEES BY DIVISION	2019 ANNUAL APPROPRIATION ORDINANCE
44.4.2 CPD-VEH MTCE	TOTAL NUMBER OF UNIFORMED EMPLOYEES BY DIVISION	2019 ANNUAL APPROPRIATION ORDINANCE
POLICE-ADMINISTRATION		
45.4.1 SUPERINTENDENT	TOTAL NUMBER OF EMPLOYEES BY DIVISION	2019 ANNUAL APPROPRIATION ORDINANCE
45.4.2 GENERAL COUNSEL	TOTAL NUMBER OF EMPLOYEES BY DIVISION	2019 ANNUAL APPROPRIATION ORDINANCE
45.4.3 MGMT LABOR	TOTAL NUMBER OF UNIFORMED EMPLOYEES BY DIVISION	2019 ANNUAL APPROPRIATION ORDINANCE
45.4.4 COMMUNCATION	EXCLUSIVE ALLOCATION TO POLICE GENERAL	EXCLUSIVE ALLOCATION
45.4.5 INTERNAL AFFAIRS	TOTAL NUMBER OF EMPLOYEES BY DIVISION	2019 ANNUAL APPROPRIATION ORDINANCE
45.4.6 REFORM MGMT	TOTAL NUMBER OF UNIFORMED EMPLOYEES BY DIVISION	2019 ANNUAL APPROPRIATION ORDINANCE
45.4.7 COMM POLICING	EXCLUSIVE ALLOCATION TO POLICE GENERAL	EXCLUSIVE ALLOCATION
45.4.8 STRATEGY	TOTAL NUMBER OF EMPLOYEES BY DIVISION	2019 ANNUAL APPROPRIATION ORDINANCE
45.4.9 SPCL ACTIVITIES	TOTAL NUMBER OF UNIFORMED EMPLOYEES BY DIVISION	2019 ANNUAL APPROPRIATION ORDINANCE
POLICE-FIRST DEPUTY		
46.4.1 CRIME CONTROL	TOTAL NUMBER OF EMPLOYEES BY DIVISION	2019 ANNUAL APPROPRIATION ORDINANCE
46.4.2 SPECIAL EVENTS	TOTAL NUMBER OF EMPLOYEES BY DIVISION	2019 ANNUAL APPROPRIATION ORDINANCE

CITY OF CHICAGO, ILLINOIS
Full Cost Allocation Plan
Schedule E - Summary of Allocation Basis

FILED DATE: 4/19/2024 3:27 PM 2021CH04583

Department	Allocation Basis	Allocation Source
46.4.3 DETACHED SERVICES	TOTAL NUMBER OF EMPLOYEES BY DIVISION	2019 ANNUAL APPROPRIATION ORDINANCE
46.4.4 SPCL SECURITY SVCS	TOTAL NUMBER OF EMPLOYEES BY DIVISION	2019 ANNUAL APPROPRIATION ORDINANCE
46.4.5 DEPLOYMENT OPS	TOTAL NUMBER OF EMPLOYEES BY DIVISION	2019 ANNUAL APPROPRIATION ORDINANCE
46.4.6 OPERATIONAL COMP	TOTAL NUMBER OF EMPLOYEES BY DIVISION	2019 ANNUAL APPROPRIATION ORDINANCE
POLICE-ORG DEVLPMT		
47.4.1 EDUC/TRAINING	TOTAL NUMBER OF EMPLOYEES BY DIVISION	2019 ANNUAL APPROPRIATION ORDINANCE
47.4.2 RESEARCH/DEV	TOTAL NUMBER OF EMPLOYEES BY DIVISION	2019 ANNUAL APPROPRIATION ORDINANCE
47.4.3 INSPECTIONS	TOTAL NUMBER OF UNIFORMED EMPLOYEES BY DIVISION	2019 ANNUAL APPROPRIATION ORDINANCE
47.4.4 COURT LIAISON	TOTAL NUMBER OF UNIFORMED EMPLOYEES BY DIVISION	2019 ANNUAL APPROPRIATION ORDINANCE
47.4.5 FINANCE	TOTAL EXPENDITURES BY BUREAU	SUMMARY TRIAL BALANCE FOR 2019 (A613 REPORT)
47.4.6 PAYROLL	TOTAL NUMBER OF EMPLOYEES BY DIVISION	2019 ANNUAL APPROPRIATION ORDINANCE
47.4.7 HUMAN RESOURCES	TOTAL NUMBER OF EMPLOYEES BY DIVISION	2019 ANNUAL APPROPRIATION ORDINANCE
47.4.8 MEDICAL	TOTAL NUMBER OF UNIFORMED EMPLOYEES BY DIVISION	2019 ANNUAL APPROPRIATION ORDINANCE
47.4.9 PROF COUNSELING	TOTAL NUMBER OF EMPLOYEES BY DIVISION	2019 ANNUAL APPROPRIATION ORDINANCE
47.4.10 GRANTS SECTION	TOTAL NUMBER OF UNIFORMED EMPLOYEES BY DIVISION	2019 ANNUAL APPROPRIATION ORDINANCE
47.4.11 FORCE REVIEW	TOTAL NUMBER OF UNIFORMED EMPLOYEES BY DIVISION	2019 ANNUAL APPROPRIATION ORDINANCE
POLICE-TECHNICAL SVCS		
48.4.1 INFO SYSTEMS	TOTAL NUMBER OF EMPLOYEES BY DIVISION	2019 ANNUAL APPROPRIATION ORDINANCE
48.4.2 EVIDENCE & REC PROP	TOTAL NUMBER OF UNIFORMED EMPLOYEES BY DIVISION	2019 ANNUAL APPROPRIATION ORDINANCE
48.4.3 POLICE FIELD SVCS	TOTAL NUMBER OF UNIFORMED EMPLOYEES BY DIVISION	2019 ANNUAL APPROPRIATION ORDINANCE
48.4.4 RECORDS INQUIRY	TOTAL NUMBER OF EMPLOYEES BY DIVISION	2019 ANNUAL APPROPRIATION ORDINANCE
48.4.5 CPD ALT RESPONSE	TOTAL NUMBER OF EMPLOYEES BY DIVISION	2019 ANNUAL APPROPRIATION ORDINANCE
48.4.6 GEN SUPPORT	TOTAL NUMBER OF EMPLOYEES BY DIVISION	2019 ANNUAL APPROPRIATION ORDINANCE
POLICE-PATROL SVCS		
49.4.1 DLE DIST #1	SPECIAL ASSIGNMENTS 2017	1ST DISTRICT ASSIGNMENT SCHEDULES
49.4.2 DLE-ALL OTHER	EXCLUSIVE ALLOCATION TO POLICE GENERAL	EXCLUSIVE ALLOCATION
49.4.3 CENTRAL DET	BUDGETED CPD SWORN POSITIONS IN OPERATING UNITS	2019 ANNUAL APPROPRIATION ORDINANCE
49.4.4 CRISIS INTERVENTN	EXCLUSIVE ALLOCATION TO POLICE GENERAL	EXCLUSIVE ALLOCATION
49.4.5 SPECIAL ACTIVITIES	EXCLUSIVE ALLOCATION TO POLICE GENERAL	EXCLUSIVE ALLOCATION
49.4.6 PUBLIC TRANSP	EXCLUSIVE ALLOCATION TO POLICE GENERAL	EXCLUSIVE ALLOCATION
49.4.7 TRAFFIC	FTEs DEDICATED TO SKYWAY	TRAFFIC ENFORCEMENT ALLOCATION WORKSHEET
49.4.8 AIRPORT LAW ENF	SALARY EXPENDITURES PER FUND	SUMMARY TRIAL BALANCE FOR 2019 (A613 REPORT)
49.4.9 ALL OTHER SF	EXCLUSIVE ALLOCATION TO POLICE GENERAL	EXCLUSIVE ALLOCATION
POLICE-DETECTIVES		
50.4.1 CPD DETECTIVES	EXCLUSIVE ALLOCATION TO POLICE GENERAL	EXCLUSIVE ALLOCATION
POLICE-ORGANIZED CRIME		
51.4.1 ORGANIZED CRIME	EXCLUSIVE ALLOCATION TO POLICE GENERAL	EXCLUSIVE ALLOCATION
POLICE-GENERAL		
52.4.1 POLICE GENERAL	WATER, SEWER PLANT VALUE AS A % OF CITY FULL PROP VALUE	2018 WATER/SEWER ANNUAL RPT & CIVIC FEDERATION DATA

MAXCAP 2021 MAXIMUS Consulting Services, Inc.

CITY OF CHICAGO, ILLINOIS
Full Cost Allocation Plan
Schedule E - Summary of Allocation Basis

FILED DATE: 4/19/2024 3:27 PM 2021CH04583

Department	Allocation Basis	Allocation Source
FIRE DEPT 59		
53.4.1 FIRE CITYWIDE	TOTAL NUMBER OF EMPLOYEES BY DIVISION	2019 ANNUAL APPROPRIATION ORDINANCE
53.4.2 UNIFORM ALLOWANCE	TOTAL NUMBER OF UNIFORMED EMPLOYEES BY DIVISION	2018 ANNUAL APPROPRIATION ORDINANCE
FIRE-EQUIP USE		
54.4.1 FIRE EQUIP	TOTAL NUMBER OF EMPLOYEES BY DIVISION	2019 ANNUAL APPROPRIATION ORDINANCE
54.4.2 FIRE VEHICLES	TOTAL NUMBER OF UNIFORMED EMPLOYEES BY DIVISION	2018 ANNUAL APPROPRIATION ORDINANCE
FIRE-ADMINISTRATION		
55.4.1 FIRE COMMISSIONER	TOTAL NUMBER OF EMPLOYEES BY DIVISION	2019 ANNUAL APPROPRIATION ORDINANCE
55.4.2 PUB AFFAIRS & RELATIONS	TOTAL NUMBER OF EMPLOYEES BY DIVISION	2019 ANNUAL APPROPRIATION ORDINANCE
55.4.3 FIN/PAYROLL	TOTAL NUMBER OF EMPLOYEES BY DIVISION	2019 ANNUAL APPROPRIATION ORDINANCE
55.4.4 OPS SAFETY	TOTAL NUMBER OF EMPLOYEES BY DIVISION	2019 ANNUAL APPROPRIATION ORDINANCE
55.4.5 LEGAL AFFAIRS	TOTAL NUMBER OF EMPLOYEES BY DIVISION	2019 ANNUAL APPROPRIATION ORDINANCE
FIRE-FIRST DEPUTY		
56.4.1 INTERNAL AFFAIRS	TOTAL NUMBER OF EMPLOYEES BY DIVISION	2019 ANNUAL APPROPRIATION ORDINANCE
56.4.2 MEDICAL ADMIN	TOTAL NUMBER OF EMPLOYEES BY DIVISION	2019 ANNUAL APPROPRIATION ORDINANCE
56.4.3 PUBLIC EDUCATION	EXCLUSIVE ALLOCATION TO FIRE GENERAL	EXCLUSIVE ALLOCATION
56.4.4 HUMAN RELATIONS	TOTAL NUMBER OF EMPLOYEES BY DIVISION	2019 ANNUAL APPROPRIATION ORDINANCE
FIRE-ADMIN SERVICES		
57.4.1 LABOR RELATIONS	TOTAL NUMBER OF UNIFORMED EMPLOYEES BY DIVISION	2018 ANNUAL APPROPRIATION ORDINANCE
57.4.2 PERSONNEL	TOTAL NUMBER OF EMPLOYEES BY DIVISION	2019 ANNUAL APPROPRIATION ORDINANCE
57.4.3 CFD TRAINING	TOTAL NUMBER OF UNIFORMED EMPLOYEES BY DIVISION	2018 ANNUAL APPROPRIATION ORDINANCE
57.4.4 MANPOWER	TOTAL NUMBER OF EMPLOYEES BY DIVISION	2019 ANNUAL APPROPRIATION ORDINANCE
FIRE-SUPPORT SERVICES		
58.4.1 SAFETY	TOTAL NUMBER OF UNIFORMED EMPLOYEES BY DIVISION	2018 ANNUAL APPROPRIATION ORDINANCE
58.4.2 SUPPORT/LOGISTICS	TOTAL NUMBER OF EMPLOYEES BY DIVISION	2019 ANNUAL APPROPRIATION ORDINANCE
58.4.3 EQUIPMENT/SUPPLIES	TOTAL NUMBER OF UNIFORMED EMPLOYEES BY DIVISION	2018 ANNUAL APPROPRIATION ORDINANCE
58.4.4 MIS TECH	TOTAL NUMBER OF EMPLOYEES BY DIVISION	2019 ANNUAL APPROPRIATION ORDINANCE
FIRE-PREVENTION		
59.4.1 INSPECTIONS	PERCENTAGE OF SALARIES TO BENEFITING DEPT/FUND	2019 ANNUAL APPROPRIATION ORDINANCE
FIRE-OPER ADMIN		
60.4.1 FS&R	EXCLUSIVE ALLOCATION TO FIRE SUPPRESSION AND RESCUE	EXCLUSIVE ALLOCATION
60.4.2 EMS	EXCLUSIVE ALLOCATION TO FIRE EMS	EXCLUSIVE ALLOCATION
60.4.3 SPECIAL OPS	EXCLUSIVE ALLOCATION TO FIRE SPECIAL OPS	EXCLUSIVE ALLOCATION
60.4.4 FIRE INVESTIGATION	TOTAL NUMBER OF EMPLOYEES BY DIVISION	2019 ANNUAL APPROPRIATION ORDINANCE
FIRE-OPS/SPECIAL OPS		
61.4.1 HAZMAT	NUMBER OF BUDGETED POSITIONS FOR SUPPRESSION AND EMS	2019 ANNUAL APPROPRIATION ORDINANCE
61.4.2 OTHER OPS	NUMBER OF BUDGETED POSITIONS FOR SUPPRESSION AND EMS	2019 ANNUAL APPROPRIATION ORDINANCE
FIRE-OPS/SUPPRESSION		

CITY OF CHICAGO, ILLINOIS
Full Cost Allocation Plan
Schedule E - Summary of Allocation Basis

FILED DATE: 4/19/2024 3:27 PM 2021CH04583

Department	Allocation Basis	Allocation Source
62.4.1 DISTRICT FS&R	EXCLUSIVE ALLOCATION TO FIRE GENERAL	EXCLUSIVE ALLOCATION
62.4.2 AIRPORT FS&R	ACTUAL EXPENDITURES PER FUND	SUMMARY TRIAL BALANCE FOR 2019 (A613 REPORT)
FIRE-OPS/EMS		
63.4.1 CORPORATE	EXCLUSIVE ALLOCATION TO FIRE GENERAL	EXCLUSIVE ALLOCATION
63.4.2 MIDWAY	EXCLUSIVE ALLOCATION MIDWAY	EXCLUSIVE ALLOCATION
63.4.3 O'HARE	EXCLUSIVE ALLOCATION TO O'HARE	EXCLUSIVE ALLOCATION
FIRE-GENERAL		
64.4.1 FIRE GENERAL	WATER, SEWER PLANT VALUE AS A % OF CITY FULL PROP VALUE	2018 WATER/SEWER ANNUAL RPT & CIVIC FEDERATION DATA

FILED DATE: 4/19/2024 3:27 PM 2021CH04583

All Police general government costs have been accumulated in this chapter.

Costs related to the Water and Sewer Funds activities have been allocated to the Water and Sewer cost pools, based on the following allocation statistic: the ten-year historical average of utility plant value for the Water and the Sewer Funds to the City's full market value, adjusted for the current Water and Sewer fund size relative to the historical ten-year average fund size.

All other Police general government costs have been sent to the All Other cost pool.

CITY OF CHICAGO, ILLINOIS
Full Cost Allocation Plan
Schedule .2 - Costs To Be Allocated
For Department POLICE-GENERAL

FILED DATE: 4/19/2024 3:27 PM 2021CH04583

	1st Allocation	2nd Allocation	Sub-Total	Total
Expenditures Per Financial Statement:	0			0
Inbound Costs:				
EMERG MNGMT & COMM 58	58,274,739	430,711	58,705,450	
POLICE-ADMINISTRATION	10,586,489	316	10,586,804	
POLICE-PATROL SVCS	2,093,331,747	21,622,372	2,114,954,119	
POLICE-DETECTIVES	355,227,615	3,408,188	358,635,803	
POLICE-ORGANIZED CRIME	155,122,922	1,478,476	156,601,398	
Total Allocated Additions:	2,672,543,512	26,940,063	2,699,483,575	2,699,483,575
Total To Be Allocated:	2,672,543,512	26,940,063		2,699,483,575

CITY OF CHICAGO, ILLINOIS
Full Cost Allocation Plan
Schedule .3 - Costs Allocated By Activity
For Department POLICE-GENERAL

FILED DATE: 4/19/2024 3:27 PM 2021CH04583

	Total	G&A	POLICE GENERAL
Wages & Benefits			
Salaries & Wages	0	0	0
Fringe Benefits	0	0	0
Departmental Total			
Expenditures Per Financial Statement	0		
Deductions			
*Total Disallowed Costs	0	0	0
Functional Cost	0	0	0
Allocation Step 1			
Inbound - All Others	2,672,543,512	0	2,672,543,512
Reallocate Admin Costs		0	0
Unallocated Costs	0	0	0
1st Allocation	2,672,543,512	0	2,672,543,512
Allocation Step 2			
Inbound - All Others	26,940,063	0	26,940,063
2nd Allocation	26,940,063	0	26,940,063
Total For POLICE-GENERAL			
Schedule .3 Total	2,699,483,575	0	2,699,483,575

CITY OF CHICAGO, ILLINOIS
Full Cost Allocation Plan
Schedule .4 - Detail Activity Allocations
For Department POLICE-GENERAL

FILED DATE: 4/19/2024 3:27 PM 2021CH04583

Activity - POLICE GENERAL

Receiving Department	Allocation Units	Allocation Pct	Gross Allocation	Direct Billed	Allocation Step 1	Allocation Step 2	Total
WATER FUND 200	1.3270	1.327000	35,464,652		35,464,652	357,495	35,822,147
SEWER FUND 314	0.9929	0.992900	26,535,685		26,535,685	267,488	26,803,172
ALL OTHER OR UNALLOCATED	97.6801	97.680100	2,610,543,175		2,610,543,175	26,315,080	2,636,858,255
Schedule .4 Total for POLICE GENERAL	100.0000	100.000000	2,672,543,512		2,672,543,512	26,940,063	2,699,483,575

Allocation Basis: WATER, SEWER PLANT VALUE AS A % OF CITY FULL PROP VALUE
Allocation Source: 2018 WATER/SEWER ANNUAL RPT & CIVIC FEDERATION DATA

CITY OF CHICAGO, ILLINOIS
Full Cost Allocation Plan
Schedule .5 - Allocation Summary
For Department POLICE-GENERAL

FILED DATE: 4/19/2024 3:27 PM 2021CH04583

Receiving Department	Total	POLICE GENERAL
WATER FUND 200	35,822,147	35,822,147
SEWER FUND 314	26,803,172	26,803,172
ALL OTHER OR UNALLOCATED	2,636,858,255	2,636,858,255
Direct Bill	0	0
Total	2,699,483,575	2,699,483,575

FILED DATE: 4/19/2024 3:27 PM 2021CH04583

All Fire general government costs have been accumulated in this chapter.

Costs related to the Water and Sewer Funds activities have been allocated to the Water and Sewer cost pools, based on the following allocation statistic: the ten-year historical average of utility plant value for the Water and the Sewer Funds to the City's full market value, adjusted for the current Water and Sewer fund size relative to the historical ten-year average fund size.

All other Fire general government costs have been sent to the All Other cost pool.

CITY OF CHICAGO, ILLINOIS
Full Cost Allocation Plan
Schedule .2 - Costs To Be Allocated
For Department FIRE-GENERAL

FILED DATE: 4/19/2024 3:27 PM 2021CH04583

	1st Allocation	2nd Allocation	Sub-Total	Total
Expenditures Per Financial Statement:	0			0
Inbound Costs:				
FIRE-FIRST DEPUTY	1,876,974	71,316	1,948,290	
FIRE-PREVENTION	17,821,045	147,242	17,968,287	
FIRE-OPS/SUPPRESSION	792,649,380	2,741,278	795,390,659	
FIRE-OPS/EMS	168,752,640	602,425	169,355,065	
Total Allocated Additions:	981,100,039	3,562,261	984,662,300	984,662,300
Total To Be Allocated:	981,100,039	3,562,261		984,662,300

CITY OF CHICAGO, ILLINOIS
Full Cost Allocation Plan
Schedule .3 - Costs Allocated By Activity
For Department FIRE-GENERAL

FILED DATE: 4/19/2024 3:27 PM 2021CH04583

	Total	G&A	FIRE GENERAL
Wages & Benefits			
Salaries & Wages	0	0	0
Fringe Benefits	0	0	0
Departmental Total			
Expenditures Per Financial Statement	0		
Deductions			
*Total Disallowed Costs	0	0	0
Functional Cost	0	0	0
Allocation Step 1			
Inbound - All Others	981,100,039	0	981,100,039
Reallocate Admin Costs		0	0
Unallocated Costs	0	0	0
1st Allocation	981,100,039	0	981,100,039
Allocation Step 2			
Inbound - All Others	3,562,261	0	3,562,261
2nd Allocation	3,562,261	0	3,562,261
Total For FIRE-GENERAL			
Schedule .3 Total	984,662,300	0	984,662,300

CITY OF CHICAGO, ILLINOIS
Full Cost Allocation Plan
Schedule .4 - Detail Activity Allocations
For Department FIRE-GENERAL

FILED DATE: 4/19/2024 3:27 PM 2021CH04583

Activity - FIRE GENERAL

Receiving Department	Allocation Units	Allocation Pct	Gross Allocation	Direct Billed	Allocation Step 1	Allocation Step 2	Total
WATER FUND 200	1.3270	1.327000	13,019,197		13,019,197	47,271	13,066,469
SEWER FUND 314	0.9929	0.992900	9,741,342		9,741,342	35,370	9,776,712
ALL OTHER OR UNALLOCATED	97.6801	97.680100	958,339,499		958,339,499	3,479,620	961,819,120
Schedule .4 Total for FIRE GENERAL	100.0000	100.000000	981,100,039		981,100,039	3,562,261	984,662,300

Allocation Basis: WATER, SEWER PLANT VALUE AS A % OF CITY FULL PROP VALUE
Allocation Source: 2018 WATER/SEWER ANNUAL RPT & CIVIC FEDERATION DATA

CITY OF CHICAGO, ILLINOIS
Full Cost Allocation Plan
Schedule .5 - Allocation Summary
For Department FIRE-GENERAL

FILED DATE: 4/19/2024 3:27 PM 2021CH04583

Receiving Department	Total	FIRE GENERAL
WATER FUND 200	13,066,469	13,066,469
SEWER FUND 314	9,776,712	9,776,712
ALL OTHER OR UNALLOCATED	961,819,120	961,819,120
Direct Bill	0	0
Total	984,662,300	984,662,300

EXHIBIT 2.E

Hearing Date: No hearing scheduled
Location: <<CourtRoomNumber>>
Judge: Calendar, 3

FILED
4/19/2024 3:27 PM
IRIS Y. MARTINEZ
CIRCUIT CLERK
COOK COUNTY, IL
2021CH04583
Calendar, 3
27344788

FILED DATE: 4/19/2024 3:27 PM 2021CH04583

EXHIBIT 29

		2019 Cost Allocation Plan	2020 growth	Est. 2020	2021 growth	est. 2021	2022 growth	Est. 2022
0200.99.9611	Water Indirect	$65,335,924	2.00%	$66,642,642	2.00%	$67,975,495	2.00%	$69,335,005
0200.99.9645	Water Pension (Indirect Only)	#VALUE!	2.00%	#VALUE!	2.00%	#VALUE!	2.00%	#VALUE!
0314.99.9617	Sewer Indirect	$35,486,181	2.00%	$36,195,905	2.00%	$36,919,823	2.00%	$37,658,220
0314.99.9645	Sewer Pension (Indirect only)	$13,691,206	2.00%	$13,965,030	2.00%	$14,244,330	2.00%	$14,529,217

EXHIBIT 2.F

Page 1

STATE OF ILLINOIS)
) SS:
COUNTY OF C O O K)

THE CIRCUIT COURT OF COOK COUNTY, ILLINOIS
COUNTY DEPARTMENT - LAW DIVISION

KATHRYN FARMER, individually and as Representative of a Class of Similarly-Situated Persons and Entities,	)	
Plaintiffs,	)	No. 21 CH 4583
vs.	)	
CITY OF CHICAGO, an Illinois municipal corporation,	)	
Defendant.	)	

Videotaped discovery deposition of NOOR SHAIKH, called as a witness herein, pursuant to the applicable provisions of the Code of Civil Procedure of the State of Illinois and the rules of the Supreme Court thereof, taken before Lynette J. Neal, CSR No. 84-004363, on Thursday, February 27, 2025, at 10:00 a.m., at 2 North LaSalle Street, Suite 440, Chicago, Illinois.

PRESENT:
KICKHAM HANLEY, PLLC, by
MR. GREGORY D. HANLEY,
32121 Woodward Avenue, Suite 300
Royal Oak, Michigan 48073
(248) 544-1500
ghanley@kickhamhanley.com
Appeared on behalf of Plaintiffs;
CITY OF CHICAGO - DEPARTMENT OF LAW, by
MS. SUSAN P. JORDAN
MR. STEVEN J. TOMIELLO,
MS. SUNNY TOMPKINS BAXTER,
2 North LaSalle Street, Suite 440
Chicago, Illinois 60602
(312) 744-6921
susan.jordan@cityofchicago.org
steven.tomiello@cityofchicago.org
sunny.baxter@cityofchicago.org
Appeared on behalf of Defendant;
ALSO PRESENT:
MR. ANDREW KIM, Videographer.

- - -

I N D E X

WITNESS			
NOOR SHAIKH			
EXAMINATION BY:		Page	Line
MR. HANLEY		5	11
EXHIBITS:			
SHAIKH			
No. 1	LinkedIn Profile	6	12
No. 3	Defendant's Amended Response to Plaintiffs' Supplemental Second Request for Production of Documents	11	24
No. 2	Detail of Revenue Estimates Report	22	1
No. 4	2023 Water Fund Financial Statement	42	19
No. 12	Civic Federation Document	54	2
No. 5	City of Chicago, Illinois, Full Cost Allocation Plan	64	4
No. 6	Excerpts From the City's Budget Ordinance for 2023	66	22
No. 7	Excel Spreadsheets	80	10
No. 8	Activity by Tax Levy Year for Property Taxes	85	3
No. 9	City of Chicago Summary General Ledger by Fund Class	85	23
No. 10	2020 through 2025 Finance General Allocations for the Water Fund	86	20
No. 11	2020 through 2025 Finance General Allocations for the Sewer Fund	87	22

THE VIDEOGRAPHER: We are now on the record for the video deposition of Noor Shaikh. Today's date is February 26th, 2025, and the time -- apologies, February 27th, 2025, and the time is 10:01 a.m. The caption of this case is Farmer versus City of Chicago.

My name is Andrew Kim, and I'm the legal video specialist with Lexitas Chicago. At this time, counsel present will identify themselves and whom they represent, after which our court reporter, Lynette Neal, will swear in the witness and we may proceed.

MR. HANLEY: My name is Greg Hanley, and I represent the plaintiff.

MS. JORDAN: Susan Jordan. I represent the defendant.

MR. TOMIELLO: Steven Tomiello, T-o-m-i-e-l-l-o, on behalf of the City of Chicago as well.

MS. BAXTER: Sunny Tompkins Baxter, B-a-x-t-e-r, also on behalf of the City.

(Witness sworn.)

MS. JORDAN: Could I make one brief statement before we start?

MR. HANLEY: Sure.

MS. JORDAN: This is the discovery deposition of Noor Shaikh. We would ask that the court reporter keep

track of breaks, because there is a time limit on which -- pursuant to Rule 206 of the Supreme Court Rules and we -- the deposition is limited to three hours.

MR. HANLEY: I have every intention of finishing in that time, but I do appreciate you taking -- keeping the time so we know.

NOOR SHAIKH,

called as a witness herein, having been first duly sworn, was examined and testified as follows:

EXAMINATION

BY MR. HANLEY:

Q. Good morning, Ms. Shaikh. We just met. My name is Greg Hanley, and I represent the plaintiff in this case. Are you -- you're an employee of the City of Chicago?

A. Yes.

Q. And I know that we may have had some on and off, but how long have you been with the City of Chicago on your most recent stint?

A. About three years.

Q. Okay. And then my understanding is that you spent a little bit time at the Government Finance Officers' Association?

A. Uh-huh.

Q. Yes?
A. Yes.
Q. Okay. Just for the court reporter, you've got to say yes so we -- we have to not talk over each other and we have to each give -- I have to ask my questions clearly and you need to respond clearly. Okay?
A. Okay.
Q. All right. And in your earlier stint with the City, how long were you here?
A. I think almost a year. I don't think a full year; about 11 months maybe.
(Shaikh Exhibit No. 1 marked.)
BY MR. HANLEY:
Q. Okay. I'm going to show you what I've marked as Exhibit 1 --
A. Okay.
Q. -- which I think is your -- part of your LinkedIn profile, if you could tell me whether that's true or not?
A. Yes.
Q. Okay.
A. That's true.
Q. So does Exhibit 1 -- because I don't want to belabor it, but does Exhibit 1 accurately reflect your

work -- your professional work experience --
A. Yes.
Q. -- since college?
A. It does.
Q. And does it accurately set forth your educational background after high school?
A. Yes, it does.
Q. Do you have any -- are you a CPA?
A. I'm not.
Q. Do you have any training in finance? Municipal finance?
A. Just classes taken in grad school.
Q. Okay. You're now a deputy chief financial officer as of October 2023 to present; is that correct?
A. Yes. And, to clarify, that's my working title. Within the City, I'm the deputy comptroller for the department of finance.
Q. Okay.
A. Like one of many.
Q. Okay. And what -- what's involved in that job?
A. So currently my team helps issue debt for the city as well as look at and set financial policy.
Q. When you say "set financial policy," does that

involve budget policies?
A. Not necessarily. It's sort of looking at if our debt covenants require certain things to be done, we make sure they're being done. Making sure that we're paying, I don't know, like required costs for the City.
Q. Okay. And --
A. So while I've been here in the last 11 months, we haven't updated or set new policy.
Q. All right. When you say you are involved in issuing debt, would that include debt for the water and sewer function?
A. Yes.
Q. All right. And you -- you'd agree with me that one of the things that is done when you're going to issue debt is there's something called an official statement that's prepared?
A. Uh-huh.
Q. Yes?
A. Yes.
Q. And are you involved in that process?
A. Yes. But we have a whole syndicate of like lawyers, financial advisors, who work on that.
Q. Okay. Now, I notice that there's a reference to being a deputy budget director for the office of

budget and management from -- for about a year and eight months?
A. Uh-huh.
Q. That's a different job?
A. Yes.
Q. And would --
A. It's within the City of Chicago with the office of budget and management.
Q. And what were your responsibilities in that role?
A. So I led the team that did revenue forecasting for the City.
Q. And would that include revenue forecasting for the water and sewer function?
A. To an extent. We relied on the water department folks to help us with those productions, because they are more intimately aware of what's happening.
Q. Okay. Who at the water department -- well, let me make sure we're all on the same page. I understand that there's a department of water management?
A. Uh-huh.
Q. And -- yes?

A. Yes.
Q. And then under the department of water management, there's a water fund and a sewer fund; is that fair to say?
A. Yes.
Q. Okay. So who at the water department were you interfacing with about revenue projections? Forecasting?
A. So it's been two budget cycles ago.
Q. Okay.
A. When I would reach out to them to understand what they were expecting, I believe we worked with Katherine Wheeler.
Q. And is that with a "C" or a "K"?
A. K.
Q. And do you -- what was her position at that time?
A. She was with the water utility billing team.
Q. Okay. And what was the nature of your dealings with her?
A. Just reaching out to ask what they are expecting in collections and if they are seeing any dips in collections. Just that picture.
Q. Okay. Any other type of interaction with the

water department as deputy budget director with the office of budget and management?
A. Not much. Our focus was mostly the corporate fund.
Q. Okay. Finally, you had about a year as an assistant budget director? December 2020 to October of 2021; is that correct?
A. Uh-huh.
Q. Yes?
A. Yes.
Q. And what was involved in that position?
A. So it was on the same team, the revenue team as well, and in that specific role, my focus was sales taxes.
Q. Sales?
A. Doing productions for those.
Q. Okay. Did you have any involvement in interacting with the water department about any financial --
A. No.
Q. -- issues?
A. No, not at -- not in that role.
Q. Okay.
(Shaikh Exhibit No. 3 marked.)

BY MR. HANLEY:
Q. I'm going to show you what I marked as Exhibit 3 to the dep. Sorry to throw it at you.
This is thick but I'm really only going to use one page. Exhibit 3, for the record, is Defendant's Amended Response to Plaintiffs' Supplemental Second Request for Production of Documents. And I want to direct your attention to the bottom of page 4 and the top of page 5. And the very last line of page 4 says, "The City states that the following people had a role in determining the amount of indirect cost allocations in the City's annual budgets at various times during 2017 to present."
And you'd agree with me that you're identified as one of those persons?
A. Yes.
Q. Is that -- is that a true statement?
A. Yes.
Q. Okay. Can you describe for me -- let's start out at a high level about what your involvement in the indirect cost allocations was?
A. So we would take a look at our required pension contribution for a given year and figure out how much each fund owed the corporate fund to reimburse it

for the costs.
Q. And would that include the municipal fund and the laborers' fund?
A. It would include all four of the City's pension funds.
Q. Okay. And during what budget cycles were you involved in that process?
A. Fiscal year '22, '23, and '24.
Q. Okay. Were you involved in allocating any other types of cost to the water and sewer funds other than the pension cost?
A. So we would hire Maximus to help us figure out the indirect cost.
Q. Okay. You understand there's a difference between indirect cost and direct cost?
A. Uh-huh.
Q. Yes?
A. Yes.
Q. And do you understand -- and we can get into some of this and we will -- but there are direct costs of certain departments that are allocated to the water and sewer funds; correct?
A. Yes.
Q. And then there are indirect costs, more

Page 14

overhead type costs, that are allocated to those same funds; correct?
A. Yes.
Q. Did you have any involvement in making decisions about what types of direct costs should be allocated to water and/or sewer and the amount of those costs?
A. No.
Q. Do you know during your time here in the City who -- which people would have been involved in that process?
A. So we hire a consultant, like an industry professional, to do that work for us.
Q. Okay. I know that Maximus does indirect cost allocations?
A. Uh-huh.
Q. Do they also do the direct cost allocations?
A. No.
Q. Okay. Those are performed by City of Chicago employees?
A. Yes.
Q. And who are those folks?
A. So they're the folks listed.
Q. Benjamin Dieterich and Brenton Siverly?

Page 15

A. Yes.
Q. And David Miller?
A. So Benjamin Dieterich I can speak to, because we had a little bit of overlap. He was my immediate supervisor. The rest are folks who were here before my time with the City, so from what I understand, they were employed with the City budget office --
Q. Okay.
A. -- in a similar role.
Q. Okay. But were they the people who have performed the direct cost allocations?
A. I believe they were doing the same job that I was doing.
Q. Okay. But you said you weren't doing the direct allocations so I'm trying to understand who --
A. No, I said I was doing the direct, not the indirect, because that's what Maximus is doing.
Q. Okay. Okay. So you did direct cost allocations of other departments to the water and sewer fund and you also were involved in determining what the pension contributions of all the funds should be?
A. Yes.
Q. And that was '22, '23, and '24?
A. Yes.

Page 16

Q. And would it be fair for me to say, so that we can truncate the questioning, that any other time periods you weren't involved in that process?
A. No.
Q. And, therefore, you can't speak to what was done or how it was done for earlier years?
A. Yeah.
Q. Okay.
A. I would say that's accurate.
Q. And you're saying that Mr. Dieterich and perhaps Mr. Siverly were folks who performed the same role that you did at earlier time periods?
A. Yes.
Q. And they are not employees of the City any longer?
A. Uh-uh.
Q. Yes?
A. They are not.
Q. Okay. Do you know when they left?
A. Ben left October 21, around the time I left the City.
Q. Okay.
A. I don't know when Brenton left the City.
Q. Okay.

Page 17

A. We didn't have any overlap.
Q. Okay. It would be fair to say you know Benjamin more than Brenton?
A. Yes.
Q. Okay. And do you know where Mr. Dieterich is working now?
A. He works for the University of Chicago system.
Q. Doing what? Do you know?
A. No, I don't.
Q. Okay. Does he have a financial background or CPA or accounting?
A. No, he's not an accountant.
Q. Okay. Okay. All right. Now, I just want to close off certain things so I know I don't have to ask about them. Are you involved in the preparation of financial statements for the City?
A. No.
Q. Okay. Or the water or sewer fund?
A. No.
Q. And is that the -- that's been true during your entire time?
A. Yes. The --
Q. All right.
A. Yeah.

Page 18

Q. And the -- have you been involved in the setting of water or sewer rates?
A. No.
Q. Have you been involved in the Maximus activities, for lack of a better word?
MS. JORDAN: I'm going to object to form.
MR. HANLEY: Well, yeah, let me get some foundation.
BY MR. HANLEY:
Q. Maximus is an outside firm?
A. Uh-huh.
Q. That conducts certain cost allocation studies for the City; correct?
A. Yes.
Q. And included within those cost allocation studies are allocations to the water and sewer fund; correct?
A. Yes.
Q. And would the -- did you involve yourself in dealing with Maximus in regard to its activities?
A. So not outside of just getting reports from them.
Q. Right. Did --
A. Like I'm not involved in their calculations.

Page 19

Q. Okay. But what do you do when you get their calculations?
A. We --
Q. Or what did you do at the -- in the relevant time period?
A. Sure. Once we got figures from Maximus, we used that in budgeting for the upcoming fiscal year.
Q. Okay. So would it be fair to say that the City didn't make any independent determination of the indirect cost allocations, but the City relied upon Maximus and used Maximus's numbers in putting its budget together?
MS. JORDAN: I would object to form; compound.
BY MR. HANLEY:
Q. You can answer.
A. So we start with their numbers. Budgeting is always looking out into the future so you're adjusting for some growth factors. All the data that Maximus uses, by the time we get it, because they're using audited figures, is about two years behind and we're budgeting for one year ahead.
Q. Okay.
A. So like other revenue sources, when I'm projecting for the future, there's some growth factor

Page 20

involved.
Q. Okay.
A. So that's the only adjustment that I would do after getting external data from them.
Q. All right. So just so we're clear, because Maximus needs to use audited financial data to do the cost allocations, there's a lag time between the year that they're working on and the year that they're relying upon? For example, they may be doing something in 2023 but using audited data for 2021; is that correct?
A. Yes.
Q. And then because it's now 2023 and you're getting 2021 numbers, you have to apply some sort of factor to those to bring them up to the 2023 dollars in my example?
A. Yes.
Q. Okay. And I've seen some documents and I'll show them to you but it's generally a percentage; right?
A. Yes.
Q. So the -- a judgment would be made that it should be 2 percent a year or 3 percent a year or some other number per year?
A. Yes.

Page 21

Q. Okay. And that -- that was something you were personally involved in?
A. Yes.
Q. And how did you determine how much to -- to change the numbers?
A. I would work with -- I would reach out to the compensation team within the budget office, because a lot of that is relied on -- like relying on people and their salaries, so they would look at existing contracts, any known increases that they know are coming up, and send me an average number to use.
Q. Okay.
A. So I'm not doing that calculation. I'm just the person asking for that information.
Q. Okay. But just so we're clear, you're not aware of the City taking the indirect cost allocations that were received from Maximus and changing any of the line items? They were accepted as true for purposes of the budget; correct?
A. Yes.
Q. All right. Okay. Now, one of the things you said you were involved in is allocation of pension costs; correct?
A. Yes.

Page 22

(Shaikh Exhibit No. 2 marked.)
BY MR. HANLEY:
Q. I'm going to show you what I've marked as Exhibit 2.
MS. JORDAN: 3?
MR. HANLEY: This is Exhibit 2.
MS. JORDAN: Oh, okay. You're out of order here.
MR. HANLEY: Yeah, I'm --
MS. JORDAN: Okay. I've got it.
MR. HANLEY: -- going to be all over the place.
MS. JORDAN: Okay.
MR. HANLEY: Okay.
BY MR. HANLEY:
Q. And I'll say for the record, this includes -- how I compiled Exhibit 2 is I went to the annual appropriation ordinances for each year from 2015 to 2025.
A. Uh-huh.
Q. And I printed out the pages that relate to the two pension funds that I'm interested in; namely, the Municipal Employees' Annuity and Benefit Fund.
A. Okay.
Q. And could we refer to that as "municipal fund" for purposes of the deposition?

Page 23

A. Sure.
Q. And then the other one is the Laborers' Retirement Board Annuity and Benefit Fund; correct?
A. Yes.
Q. And, again, can we refer to that as the "laborers' fund" for purposes of the deposition?
A. Okay.
Q. Okay. All right. I'm going to -- I'll hand you the exhibit, and then you can tell me -- so we can focus on which of these years you were involved in.
A. So pages 27 -- well, actually, it's not in order, so the revenue estimates for 2022, '23, and '24.
Q. Okay. Now, when you do -- let's focus on 2022 before we talk about the actual numbers.
A. Sure.
Q. To fund the pension contributions, I understand that you have some tax revenues, is one part of it; correct?
A. Uh-huh, yes.
Q. Yeah. And then you have allocations to other City funds and those funds contribute whatever share is allocated to them; correct?
A. Yes.
Q. And those are actual dollars; right?

Page 24

They're -- it's not a -- this is not a bookkeeping entry? This actually shows what they actually were required to transfer during whatever we're showing?
A. Yes.
Q. Okay. And my understanding is that there is -- for example, your revenue estimates for 2022, are the tax revenues based upon the prior year's assessments?
A. For the tax levy?
Q. Yes.
A. Yeah, because we're always one year in arrears.
Q. Okay. So the taxes are imposed in 2021 but then they're -- they're paid to the -- the municipal fund the following year? 2022?
A. Yeah. But the way we budget is, if our '22 property tax is included in the '22 budget, they are collecting it in '23.
Q. Okay. But how -- the -- for example, the water fund pension allocation in 2022, $59.7 million, do you see that?
A. Uh-huh.
Q. Yes?
A. Yes.

Page 25

Q. Are those revenues that are going to be realized in 2022 -- or strike that.
Is that transfer of that 59.7 million to occur in the year we're talking about? 2022?
A. Yes.
Q. All right. And then, collectively, those amounts add up to, for 2022, 967 million and change; correct?
A. Yes.
Q. Let's go through some of these line items. The Municipal Employees' Annuity and Benefit Obligation Fund is assessed at $115 million. Do you know what that relates to?
A. So I wasn't with the City when this fund was set up but it's a sinking fund. It started off with having a set amount of dollars in it, and when I joined the City and started, you know, budgeting with it, from what I know this is something that's going to go away in a year or two. But I couldn't tell you like when it was set up.
Q. All right. But where does that money come from?
A. I -- I don't know.
Q. Okay. Because, as you see, for -- two pages

Page 26

later for 2023 --
A. Uh-huh.
Q. Oh, no, I'm sorry. I'm sorry. For 2024, which is three pages on --
A. Uh-huh.
Q. -- there doesn't appear to be a -- well, there is but it's much smaller. Municipal Employees' Annuity and Benefit Obligation Fund, $43,500,000 as opposed to 115 million in 2022. Do you know why there's that large discrepancy?
A. So, again, it's a sinking fund that was meant to have a draw-down amount, from what I was told when I was budgeting.
Q. You mean until it was exhausted?
A. Yeah.
Q. Okay.
A. So I don't think -- yeah, I don't know. I don't want to speculate.
Q. All right. Who decides how to allocate the tax levies among the various obligations of the municipal fund?
A. So it's the process that the budget office follows and one that I followed for these years. We look at total employee like pay, benefits, net that

Page 27

we're spending across the entire City and then how many people within -- you know, within a given benefit fund are in these different departments, different funds, and it's just a percent allocation.
Q. All right.
A. So if 20 percent of people within the MEABF are within the water fund, that's how much the water fund is paying towards the total required pension contribution.
Q. Okay. I've seen documents that say it's not just based upon the number of people but on the total salaries. Is that a better way to refer to it?
A. Could you repeat that?
Q. I've seen documents that say that the allocations are done based upon the total salaries of each of the departments that contribute to the municipal fund. Is that a better way of saying it?
A. Yeah.
Q. Okay. So if the water fund was, say, 6 or 7 percent of all of the salaries of the -- of the folks in the municipal fund, the water fund would get 6 percent of the allocated cost --
A. Yes.
Q. -- for that year? Okay. And do you believe

Page 28

that was done in each year?
A. Yes.
Q. I mean, each year that you were involved in?
A. Yes.
Q. The allocations that are done, what is it 6 or 7 percent of?
A. So total across the City?
Q. Yeah.
A. So it's the 6 and 7 -- 6 or 7 -- well, okay, I see what you're saying. It's 6 percent of what is owed in total to the MEABF, to the municipal fund, for a given year as required by state law.
Q. Okay. And there -- there are -- there's corporate fund allocation, water fund, sewer fund, Midway fund, O'Hare fund, library pension residual allocation, emergency communication pension allocation, and then the one we've already talked about, the municipal employees' fund allocation.
How are each of those determined -- well, strike that. Are each of these percentages applied to, for example, 2022, the 967 million?
A. Yes.
Q. All right. How are the tax revenues handled?
A. They are rolled up as part of the corporate

Page 29

fund contribution.
Q. Okay. And why is the tax revenues only allocated to the corporate fund?
A. My understanding is that whatever the tax revenue does not make up, the corporate fund has to make up. Like that's one side of it. The other is we're charging to the enterprise funds their fair share of what they owe.
Q. No, no, I -- I understand that -- that that's your -- the rationale. But you get tax revenues --
A. Uh-huh.
Q. -- that reduce the 967 down to about 500 million. Would you agree with that?
A. I don't know what you're subtracting.
Q. Well, I'm subtracting the property tax levies of 166 million.
A. Okay.
Q. I'm subtracting the library property tax levy of 8.7 million. Do you see that?
A. Uh-huh.
Q. Yes?
A. Yes.
Q. And I'm subtracting the water and sewer utility tax of $206 million. Do you see that?

Page 30

A. Yes.
Q. And then there's -- so those amount to, I don't know $380 million. Do you see that?
A. Yes.
Q. So if you took that $380 million and reduced the 967, it would be in the $600 million range; correct?
A. Yes.
Q. But instead of allocating to the water fund 6 percent of that 600 million, the water fund still gets allocated 6 percent of the 967 million?
A. I mean --
MS. JORDAN: I'm -- I'm going to object to the form of that question.
BY MR. HANLEY:
Q. Is that correct?
A. Your math adds up.
Q. Okay. I'm just trying to get an understanding of who gets the benefit of the tax levies, which we've identified as like $380 million. Those are all credited to the obligations of the corporate fund as opposed to the other funds that are listed; is that fair to say?
A. Yeah. Following the rationale that we do, sure.
Q. Okay. And one line item that does not appear

Page 31

for 2022 in Exhibit 2 is a line item for the Chicago Public Schools; is that correct?
A. So the Chicago Public Schools is a separate entity. We don't budget for them.
Q. I understand that. But do you know that you pay for them?
A. Yeah. I mean, you've read the news. That's a huge point of contention.
Q. Right. But my point is is the corporate fund allocation here is $284,000. That -- that is not the Chicago Public Schools; correct?
A. No. This is the City of Chicago's budget.
Q. Right. But what I'm saying is is the -- this benefit -- the municipal fund has many, many, many Chicago Public School employees; correct?
A. Yeah, non-teacher employees.
Q. Right. And it's a -- a significant -- hundreds of millions of dollars in annual contributions to the municipal fund go for the Chicago Public Schools; correct?
A. Yes.
Q. And that's funded through the City of Chicago?
A. At the end of the day, we're responsible for the total payment. So, you know, sure, we're all aware

Page 32

of that, that we are paying for CPS employees who are in the MEABF, but because the City is ultimately responsible for making this payment to the pension fund, we budget our obligations. We budget what we have to pay for.
Q. Right. But does the City get it back from Chicago Public Schools?
A. So starting with -- I wasn't with the City when this initial agreement was struck up, but CPS has been working towards reimbursing the City for some costs and it's been an ineffective negotiation in certain years. We still have not received a payment for 2024 at this point, so it's not something that's a reliable sure shot, you know, like revenue we know is coming in.
Q. But why --
A. So we can't budget with it.
Q. All right. But would it be fair for me to assume that the obligations of the Chicago Public Schools that the City is paying are funded out of either the property tax levy and/or the water and sewer utility tax?
A. They're -- yeah, they are paid by enterprise funds as well as the corporate fund of the City.
Q. No, no, no. There's not a line item on here

Page 33

for Chicago Public Schools?
A. No.
Q. Okay. And so that means, for 2022, the City did not expect at budget time that they are going to get any money from Chicago Public Schools toward those obligations; correct?
A. Yes.
Q. All right. And you've --
A. I believe so.
Q. -- already told me that the corporate fund allocation does not include CPS. So isn't it true that CPS necessarily has to be encompassed within the -- one of the tax revenue line items? Or both?
MS. JORDAN: Object -- object to the form and it calls for speculation.
BY THE WITNESS:
A. I honestly don't know. Like the -- what --
BY MR. HANLEY:
Q. You don't know how the fund --
A. What's the question you're asking?
Q. Well, how does the City come up with the money that it sends to the municipal fund on behalf of the Chicago Public Schools?
A. So you're looking at it. You're looking at

Page 34

our calculation.
Q. What line items would it be in?
A. It's -- because we don't pull out what they owe and they're employees, I would assume it's being picked up by all of these funds.
Q. But what about the tax revenues? What are those going for?
MS. JORDAN: Object to the form. She said she's assuming. Doesn't -- she didn't -- she doesn't have to speculate.
BY THE WITNESS:
A. Like I -- I really don't know what you're like asking specifically. So you're asking if City employees and CPS employees are within the MEABF? Like what --
BY MR. HANLEY:
Q. No, I'm asking -- let's go a little bit slower.
A. Sure.
Q. There's no allocation in here that says Chicago Public Schools; correct?
A. Yes.
Q. But we know that there's a contribution made on behalf the Chicago Public Schools by the City of Chicago?

Page 35

A. Yes.
Q. And it's included in the 967 million that's set forth in Exhibit 2 for year 2022; correct?
MS. JORDAN: Object to form.
BY THE WITNESS:
A. As required by state law, yes.
BY MR. HANLEY:
Q. Right.
A. That's the total payment we have to make.
Q. Okay. And so because there's no line item for Chicago Public Schools --
A. Uh-huh.
Q. -- isn't that obligation necessarily covered through those tax revenues?
MS. JORDAN: Object to form.
BY THE WITNESS:
A. I mean, I would assume it's covered by everything that we're charging these other funds as well, not just tax revenue, right? Like I'm not looking at just property tax and saying this percent is going towards CPS employees and this percent is going toward City employees. We're looking at it as a holistic total number that we have to pay.

Page 36

BY MR. HANLEY:
Q. Right, I understand that. But you have to --
A. Yeah.
Q. -- make choices on -- on which to -- how to fund it out of the -- out of these various revenues that are listed here; correct?
A. That's a choice.
Q. All right. But what was the obligation for Chicago Public Schools in 2022? Out of this $967 million, how much of that was --
A. So the actuaries would have to come up with that number. Like that's not something that I can just look at and say this fund is showing me 100 people fit in it and 20 are Chicago Public School employees, because their salary schedules are different. So I cannot make that determination. That's something their actuaries would have to decide and come up with a number for.
Q. Have you familiarized yourself with how much money the Chicago Public Schools has reimbursed the City in recent years?
A. No.
Q. Would you agree with me that if there was a reimbursement, that that should be reflected in the

Page 37

budget?
A. Sure.
Q. So, in other words, if you're getting -- if you got $100 million from the Chicago Public Schools for 2022, that should reduce what all the other funds have to pay and it should be its own line item; correct?
A. That's one way of thinking.
Q. All right. Have you ever looked at it to see what -- what the reality was in 2022?
A. No. A lot of the actual end-of-year true-up is done by accountants who told CPAs as well as our external auditors who audit the data. I'm involved in the budgeting side, which is estimates looking forward.
Q. Okay. And that's fair enough, but I'm kind of just talking about math. Okay? There's a $967 million obligation in 2022 and that was actually what was paid; correct?
A. Yes.
Q. All right. And just assume for a moment that the City knew it was going to get $100 million from Chicago Public Schools because it had an intergovernmental agreement. Shouldn't that have been reflected in the budget?
MS. JORDAN: Object to -- object to form,

Page 38

foundation, calls for speculation.
BY THE WITNESS:
A. If there was an IGA in place and CPS had promised they were going to make a payment, sure, we would reflect that somewhere.
BY MR. HANLEY:
Q. All right. Because if you --
A. Like, again, this is -- CPS said they were going to make a payment for this year. They haven't.
Q. Okay.
A. So that's -- that's not revenue we can rely on. It's not revenue we can compel them to pay us --
Q. Right.
A. -- if they choose to say they are having a bad budget year or bad something.
Q. But if you added $100 million as a line item to make up this 967, it would -- it would necessarily -- just math -- reduce what the other funds had to contribute; correct?
A. It's math.
Q. Yes. All right. So you don't know as you sit here today whether there -- A, Chicago Public Schools agreed to pay something in 2022 --
A. Uh-huh.

Page 39

Q. -- and whether they did?
A. So I could go back and look. I -- honestly 2022 budgeting would be have been done fall and summer of '21. We're like four years removed, so I don't remember.
Q. Okay. But -- but I guess what I'm asking is -- well, are there documents that -- like a worksheet, here's how we divvy up the 967 and here's how we did that?
A. Yeah. And it explains the math to you, which is looking at total salary for all the people in the City --
Q. Right.
A. -- and what funds they're sitting in and allocating based on that percentage.
Q. And the -- but is there work product that would reflect the process that led to these allocations of this $967 million?
A. Of course.
Q. All right. Do you know --
A. Sure.
Q. -- whether those have -- do they still exist?
A. I would assume so.
Q. Okay. Did you ever look for them as part of the case?
A. No, I didn't go back and look for --
Q. Okay.
A. Yeah.
Q. Have you become aware that one of the claims in our -- in the case is that there's been an over-allocation of these pension costs to the water and sewer funds, because they're not charging other funds enough money? You don't have to agree with it, but do you understand that that's one of the theories of our case?
A. Sure.
Q. Okay. And have you done anything to personally investigate the propriety of any of the allocations for the years that you were involved in it?
A. No.
Q. All right. On the next page -- when you came in and started working on 2022, did you look back at any of the prior years to get a baseline of what was being allocated to the various funds?
A. Sure, to follow similar methodology.
Q. Okay. If you go back to the municipal fund revenue estimates for 2021, which is the year before you were involved in them, the corporate fund pension allocation is 49 million and the water fund pension allocation is 36 million. Do you see that?
A. Yes. I also see that the total contribution was 582 versus 967.
Q. Right. No, but keep in mind the proportion between corporate and water as we go to the next year. Okay? You agree it's about one-and-a-half -- less than one-and-a-half times for 2021?
A. I don't have a calculator in front of me.
Q. Well, 36 to 49 so --
A. Sure.
Q. Basically --
A. Somewhere close.
Q. -- one-and-a-half.
Okay. But then in 2022, it jumps to four-and-a-half times. Do you see that?
A. Uh-huh.
Q. Yes?
A. Yes.
Q. Do you know why that is?
A. I would assume, looking at this, that more MEABF municipal fund employees fit within the corporate fund than the water fund, right, because that's the difference.

Page 40

Page 41

Q. No --
A. Almost 60 million to 285.
Q. Right. What I'm saying is the proportion. In 2021, the corporate fund allocation was about one-and-a-half times the water fund allocation; correct?
A. Uh-huh.
Q. Yes?
A. Yes.
Q. And in the very next year, the year you worked on, it's more than four-and-a-half times?
A. Yes.
Q. Do you know why that proportion changed so significantly?
A. I do not.
Q. Are you aware of any legal requirement that tax revenues that support these pension funds be used to credit any particular fund of the city or CPS?
A. No.
(Shaikh Exhibit No. 4 marked.)
BY MR. HANLEY:
Q. Let me show you what I've marked as Exhibit 4.
MS. JORDAN: That's got your notes. You can give me that one.

BY MR. HANLEY:
Q. Okay. I've marked as Exhibit 4, the water -- water fund financial statement for the year ending December 31st, 2023.
A. Uh-huh.
Q. And I know that you've already testified you are not involved in preparation of financial statements, but you would agree with me that this was during your period of time where you were working in the budget area for the pension allocations; correct?
A. Yes.
Q. All right. Now, if you turn to the page marked 38, in the middle of the page there's -- well, no, at the top of the page, there's a description of the -- the process of contributions to the municipal employees plan. Do you see that?
A. Yes.
Q. And it says, "The City's contributions are budgeted in the same year as the applicable tax levy for the property taxes funding the contributions." Do you see that? First line of page 38?
A. Yes.
Q. And is that true?
A. Yes.

Q. And then it says, "The City's contributions are then paid to the pension funds in the following year, which is when the levy property taxes are collected and paid to the City by the Cook County treasurer." Do you see that?
A. Yes.
Q. And that's a true statement as well?
A. Yes.
Q. And then it says, "The water fund's proportion of the contribution was determined based on the salaries" -- "on the rates of water fund salaries within each corresponding pension plan to the total budgeted salaries for 2023." Do you see that?
A. Uh-huh.
Q. Yes?
A. Yes.
Q. Do you know off the top of your head which other funds' salaries going into the calculation?
A. For pension funds or city funds?
Q. No, for -- for the contribution to the municipal fund?
A. They are listed in the budget documents.
Q. Okay. Well, we know that six-and-a-half percent is allocated to the water fund; correct?

A. That's what the offer says.
Q. Okay. And so you would agree with me that 93-and-a-half percent of the remaining salaries have to come from other departments or funds; correct?
A. That's what it would mean, yeah.
Q. All right. And have you ever added up the salaries of -- of the other funds identified in Exhibit No. 2 to find out what they come up to?
A. No. The -- could you rephrase that?
Q. Well --
A. Like if I'm doing an allocation based on salaries --
Q. Right.
A. -- I would assume --
Q. Well, I don't want you to assume. I want you to tell me what really happened. The -- there's -- let's start basic.
There are other funds and departments that make up the 93-and-a-half percent of the total salaries that are used to allocate the municipal fund cost; correct?
A. Yes.
Q. So what other funds are in the 93 percent?
A. They are all listed.

Page 46

Q. Okay.
A. These other enterprise funds as well as the corporate fund.
Q. Okay. So just so I make -- make it clear for the record, you're saying the corporate fund, the water fund, the sewer fund, the Midway fund, the O'Hare fund, the library pension residual allocation, and the emergency communication pension allocation are what make up the remaining -- or make up the 100 percent?
A. Yes.
MS. JORDAN: To be clear, you're talking about the revenue estimates for 2022?
MR. HANLEY: Yes.
BY THE WITNESS:
A. Yes.
BY MR. HANLEY:
Q. And there are no other -- no other salaries that go into that calculation?
A. No. That should cover everyone we're looking at.
Q. Have you ever, whether in the context of the this lawsuit or otherwise, added up the actual salaries and -- of these listed funds --
A. Uh-huh.

Page 47

Q. -- and compared them to the total salaries of the -- of the -- that are part of the municipal fund?
A. I feel like you're saying the same thing over and over and --
Q. No, no, no.
A. -- I'm still not getting it. Like you're saying the same statements in question over and over. If I'm starting with all the salaries and I'm pulling out an allocation based on percent salaries within the water fund, that kind of answers your --
Q. No, my -- my question is a different one. Have you investigated whether that is actually true?
A. No. Again --
MS. JORDAN: Whether what is actually true?
BY MR. HANLEY:
Q. That these -- the funds listed --
A. Uh-huh.
Q. -- on Exhibit 3 for -- or Exhibit 2 for 2022 collectively comprise 100 percent of the salaries contributing to the --
A. Yeah.
Q. -- municipal fund?
A. So, again, with budgeting, we're looking forward and we're estimating based on known payments

Page 48

that we have to make. The aftermath of that is done by accountants, CPAs who would have to look at what actually happened, and then whatever they put forward is audited by an external firm.
Q. Right.
A. So that part of the work is not something I'm involved with.
Q. Okay. You would assume it's true but you haven't verified it?
A. Yes.
Q. Yes. Okay. So if the salaries of all of the funds listed for 2022 in Exhibit 2 added up to, say, 50 percent as opposed to 100 percent, then there's something to investigate; correct?
MS. JORDAN: Objection. Object to form.
BY MR. HANLEY:
Q. Then the allocations might not be appropriate; correct?
MS. JORDAN: Objection.
BY THE WITNESS:
A. My opinion would be we are still required to make a certain amount of payment regardless of what an actual picture looks like. You owe what you owe.
BY MR. HANLEY:

Page 49

Q. But do you care whether the water fund gets overcharged?
MS. JORDAN: Objection.
BY THE WITNESS:
A. I mean, does it matter what I care? I don't think --
MS. JORDAN: Objection.
BY THE WITNESS:
A. -- it's an appropriate question.
BY MR. HANLEY:
Q. That's what the lawsuit's about; that there's been a misallocation of pension costs --
A. Uh-huh.
Q. -- and, as a result, too much expense is being put into the water and sewer rates. You don't have to agree with me but do you understand that that's --
A. Yeah, I understand the lawsuit and you're asking me if I care. Like I think our budgeting methodology is appropriate.
Q. Okay. But just so we're clear, and we'll close this off, you believe that the line items in -- for 2022 in Exhibit 2 collectively reflect 100 percent of the salaries of the employees that are part of the municipal fund?

Page 50

A. At the time the budget calculations were done, yes.
Q. All right. And you -- and you didn't personally go back after the fact and determine whether or not that was true; correct?
A. No, I'm not an accountant.
Q. Okay.
A. I'm not a CPA. I'm not doing the auditing or audited financial reporting for the City.
Q. Well, do you know if anybody else did that?
A. They produced the report, so yeah.
Q. No. Did anybody go through, for example, the allocation?
A. I can't speak to that.
Q. Okay. Okay. Now, to continue on Exhibit 4, on page 47, there's information about a schedule of contributions for the last 10 years for the municipal employees' fund. Do you see that?
A. Yes.
Q. And you would agree with me that the financial statements set forth on that page covered payroll associated with the municipal employees' fund; correct?
A. That's what it says, yes.
Q. All right. For example, for 2023, one of the

Page 51

years that you were involved, the total covered payroll was 2.38 million -- or billion, I'm sorry. 2.38 billion; correct?
A. I see that, yes.
Q. And do you know or can you confirm that that is the total covered payroll of only those funds that are listed in Exhibit 2 for 2022?
MS. JORDAN: Object to form.
BY THE WITNESS:
A. No, I can't confirm that, because I didn't make this table.
BY MR. HANLEY:
Q. Okay. But that information is knowable; correct?
A. Sure.
Q. Somebody would have a document in the City that would have to back up this 2.3; correct?
MS. JORDAN: Objection; foundation.
BY THE WITNESS:
A. I don't know.
BY MR. HANLEY:
Q. Okay. Do you know the identity of the department that would have been responsible for preparing this schedule of contributions?

Page 52

A. So I believe it would be -- like I don't know who but very likely someone in the department of finance and the water department.
Q. But you can't give me a name --
A. No.
Q. -- for these?
A. I don't work on --
Q. Okay.
A. -- the ACFR; the Annual Comprehensive Financial Report.
Q. Okay. All right. And just to close this out, for 2023 and 2024 back in Exhibit 2, would your testimony about 2022 apply to 2023 and 2024 in this regard? That the funds that receive an allocation collectively add up to 100 percent of the total covered payroll?
MS. JORDAN: Object to form.
BY THE WITNESS:
A. Yes. It follows a similar methodology every year.
BY MR. HANLEY:
Q. All right. And it didn't change during the three years that you were involved; correct?
A. Yes.

Page 53

Q. You made a comment earlier about the Chicago Public Schools funding being kind of an open issue. Do you remember that?
A. Yes.
Q. And, to your knowledge, has any of that been resolved so that there's predictability going forward in what they will be charged and what they will be paid relating to the municipal fund?
A. Unfortunately, no.
Q. Is that ongoing or is it done?
A. I would assume it's an ongoing conversation.
Q. Okay. The Chicago Public Schools, do you know whether they are a department of the City? Or are they a separate legal entity?
A. They're a separate legal entity.
Q. Okay. And are you aware of any legal requirement that the -- that the City pay the contribution of the Chicago Public Schools to the pension funds without reimbursement?
MS. JORDAN: Objection; she's not a lawyer and shouldn't be asked to comment on legality.
BY THE WITNESS:
A. Yeah, I actually don't know.
BY MR. HANLEY:

Page 54

Q. Okay. Fair enough.
(Shaikh Exhibit No. 12 marked.)
BY MR. HANLEY:
Q. Let me show you what I've marked as Exhibit 12. This is a Federation document addressing the financial entanglements between the City of Chicago and Chicago Public Schools. And I know that you weren't responsible for this, but are you aware of this document? Yes?
A. Yes.
Q. And do you understand the work of the Civic Foundation -- or the Civic Federation?
A. Yes. They comment on a variety of public finance issues.
Q. Okay.
A. Budget area issues.
Q. And would it be fair to say that they've -- they've written quite a bit about this issue?
A. I would only know for the years I've been paying attention.
Q. Okay.
A. So for the past two or three years.
Q. Okay. If you turn to page 25, there's a chart -- or it's called Table 13. It says, "Estimated

Page 55

MEABF obligations allocated to CPS and CPS payments." Do you see that?
A. Yes.
Q. And there are some numbers for basically three rows. The first is "Total Overall MEABF Statutorily Determined Contribution," and it's 959,000 -- or 959.9 million for fiscal year 2022 and 976 million for fiscal year 2023. Do you see that?
A. Yes.
Q. And that 976 million ties out to your 2022 budget, because that's budgeted in 2022 and paid in 2023; correct?
A. So I also assume that this is set up according to CPS's fiscal year, which runs like six months after ours.
Q. Okay.
A. So there's some mismatch.
Q. Okay. But that 976 is -- is a -- is an accurate number, because we can tie it back to your budget; right?
A. Yeah, it should be tied to what, like it says, MEABF is legally required to make in a contribution in a given year.
Q. Okay. And then it says, "CPS's share of that

Page 56

MEABF statutorily determined contribution was 259 million in fiscal year 2022 and 272 million in fiscal year 2023"; correct?
A. That's what it says, yes.
Q. All right. Do you have any reason to question that or --
A. I think the funds -- it says that Segal's calculations were used. I'm not sure if they're like the fund's actuary or they were hired by the Civic Fed or they were hired by the state, but I would assume, if the actuaries are doing the calculations, they're close to accurate.
Q. All right. But you would agree with me that it's a material amount of money; right --
A. Sure.
MS. JORDAN: Objection.
BY MR. HANLEY:
Q. -- in the whole scheme of things?
A. It's the amount that it says it is.
Q. All right. And the third column says, "CPS's actual contribution to the MEABF via the intergovernmental agreement"; correct?
A. Yes.
Q. And it shows 60 million for fiscal year 2021,

Page 57

100 million for fiscal year 2022, and 175 million for fiscal year 2023. Do you see that?
A. Yes.
Q. And do you know whether those amounts were actually contributed?
A. That's what it says.
Q. Okay. How are those reflected in the budgets?
A. I believe they come in as contributions to -- they're recognized in the corporate fund, but I'm not the actual accountant booking them so I couldn't tell you.
Q. All right. But if there were actually over $300 million of contributions, that would relieve the corporate fund of its obligations to that extent; correct?
MS. JORDAN: Object to form. Where do you see 300 million?
MR. HANLEY: 60 plus 100 plus 175.
BY THE WITNESS:
A. So over the course of three years --
BY MR. HANLEY:
Q. Yeah.
A. -- because we budget annually, it wouldn't be a 300 million impact.

Page 58

Q. No, no. Okay. I was unartful. I meant over that time period.
A. Sure. That's what it's showing.
Q. You said corporate fund or the City has this obligation; correct? Regardless of whether CPS contributes; correct?
A. Yes.
Q. But if CPS contributes --
A. Uh-huh.
Q. -- whatever those amounts are reduce what the City's obligation is; correct?
A. The City has to make a payment regardless of if we're getting a reimbursement or not.
Q. No, I'm saying if you do get --
A. It doesn't change our obligation.
Q. But if you do get reimbursed, that changes the actual cash outlay of the City; correct?
A. I'm sure the accountants would agree.
Q. Okay. All right. And do you know whether these actual contributions have been taken into account by the City in budgeting for the municipal fund?
A. No. Because, as you will see, when we're budgeting for it, we're not -- we're not assuming CPS is going to pay, because we can't make them pay. If they

Page 59

choose to by a certain date, that's great. They are reimbursing us for their cost.
Q. All right. At the bottom of page 24, it says, "Recent contributions to MEABF." And it says, "In fiscal year '21, for the first time the City and CPS finalized an intergovernmental agreement relating to MEABF payments," and they've shorthanded that to the MEABF IGA, "whereby CPS began to make employer contribution payments to the City to be applied toward MEABF statutory funding requirements." Do you see that?
A. Yes.
Q. And that, in fact, did occur?
MS. JORDAN: Sorry, which page are you on here?
MR. HANLEY: Bottom of 24 going to 25.
MS. JORDAN: Oh, going to 25. So your question relates to page 25?
MR. HANLEY: No. The question relates to the whole sentence that I just read.
BY MR. HANLEY:
Q. Was there an IGA that was consummated in fiscal year '21?
A. I believe so.
Q. All right. So in budgeting for fiscal year '22, you would have had the benefit of knowing the

Page 60

terms of that IGA; correct?
MS. JORDAN: Would she personally have had that?
BY THE WITNESS:
A. No, I wasn't --
BY MR. HANLEY:
Q. I can only ask about your personal knowledge.
A. Yeah.
Q. So if you don't know, you don't know.
A. I don't know. And when budgeting for future years -- as I was, right? In '21, I'm budgeting for '22, whatever that looks like -- I wasn't aware of a multi-year IGA. So if they agreed to make a payment, from what I understand, it was for a given year, so I couldn't assume a payment was going to be received.
Q. All right. We were talking earlier about the fact that -- for example, on Exhibit 2, the allocations, that there would have been work papers or some document created that would show how this $967 million was arrived at; correct?
A. Uh-huh.
Q. Yes?
A. Yes.
Q. And do you know who would be responsible for creating that document at the City?

Page 61

A. For the years that I worked on it, I would have been responsible. For other years, I can't -- I don't know.
Q. Okay. So you may be the person who actually has that document in their possession for these three years?
A. I mean --
MS. JORDAN: What document are you talking about? Can you be a little more specific?
BY MR. HANLEY:
Q. The document that calculates how you get to, for example, 2022, the $967 million?
A. It should be within the department I was working for's files. It's not something that I would keep and like move around with.
Q. Okay. But do you believe you could find it?
A. I can go look for it. I don't --
Q. Okay.
A. -- know if I -- sure.
Q. No, I mean, did -- did you intentionally jettison the document, to your recollection?
MS. JORDAN: Objection.
BY MR. HANLEY:
Q. No, I didn't mean it as spoliation.

Page 62

A. Yeah.
Q. I mean it's old and now you get rid of it?
A. No.
Q. But you don't have a personal document retention policy that would lead you to conclude that that document is gone forever?
A. No. Yeah, so I would assume it's there.
Q. Okay. But you didn't look for it before today?
A. No.
Q. Were you asked to look for it?
A. No.
Q. All right. But don't you think that document would be helpful to me, instead of fumbling around, to come up with how these calculations were made? It would illuminate it correct?
A. You -- you asked about our process and I walked you through how it's done. So, I mean, sure, but I'm not sure what else you would get out of it.
Q. Okay. Well, we'd ask that that document be produced, and if you could locate it during a break, I would appreciate being able to ask you about it today, because I believe it obviously should have been produced.

Page 63

We touched upon Maximus earlier. Would it be fair for me to assume that you didn't have any direct interface with Maximus about the content of their indirect cost allocations?
A. Yeah, not about how they are doing their work.
Q. I mean, you didn't go to them and say, well, why are you allocating this much to the fleet fund or anything like that?
A. No.
Q. Their numbers are taken, and the only adjustments that were made was to make up for the passage of time, for lack of a better word?
A. Yes.
Q. To come up with a current monetary value?
A. Yes.
Q. All right. At any time since 2022 to 2024, have you ever gone back and looked at the actual indirect allocations that were in the budget versus the Maximus allocations?
A. So I'll repeat what I've said again. I'm not an accountant. I don't do the actual look-back. In budgeting, you're doing future year estimates.
Q. All right. But is there anybody that you're aware of that does do the look-back?

Page 64

A. I would assume whoever is putting together our annual audited financial reporting.
Q. All right.
(Shaikh Exhibit No. 5 marked.)
BY MR. HANLEY:
Q. Let me show you what I've marked as Exhibit 5. It's a -- I will represent to you it's a document produced by Maximus, we may have the same document produced by the City, but it's dated 4/27/2023 and it's City of Chicago, Illinois, Full Cost 2021 Allocation Plan. Do you see that?
A. I do.
Q. Do you receive these as part of your work? Or did you during the 2022 through 2024 period?
A. I did during those years.
Q. Okay. Do you feel you're able to interpret it enough to -- I don't -- I'm not going to ask you about the basis for the numbers but just your understanding of what this is attempting to accomplish?
A. Yes.
Q. All right. So on the first page, which is Maximus 8077, there are columns for the water fund and sewer fund and then there are rows representing central service departments. Do you see that?

Page 65

A. I see that, yes.
Q. And these range from mayor, inspector general, budget management, and there's -- there's quite a few of these; correct?
A. Yes.
Q. Did you ever have a conversation with either Maximus or anyone else at the City about how these numbers -- the numbers that were assigned -- the amounts that were assigned to the water fund and sewer fund in the full cost allocation plan?
A. No, I did not.
Q. Okay. And independent of the lawsuit, because I don't want to get into any discussions with lawyers and things like that --
A. Sure.
Q. -- but back in the day, in 2022 and 2024 when you were doing the budgeting --
A. Uh-huh.
Q. -- did you notice the allocations that had been made for police and fire?
A. Yes.
Q. Did you question anybody as to what the basis for those was?
A. No.

Page 66

Q. But these numbers for the 36 -- for example, police general for water fund that year was 36.5 million, for water, and 27.3 million for sewer. Do you see that?
A. I do.
Q. And those numbers would have been in the budget, although adjusted for the fact that it was two years old?
A. Yes.
Q. All right.
A. So, yeah, not individually but some bottom-line version.
Q. All right. Are you aware whether anybody at the City made any kind of independent judgment as to whether any of the costs should be adjusted?
A. No, I'm not aware.
Q. In reviewing the full cost allocation plan, did you review the information about the retirement fund that was provided?
A. No, I -- no.
Q. Okay. Okay.
(Shaikh Exhibit No. 6 marked.)
BY MR. HANLEY:
Q. Let me show you what I've marked as Exhibit 6,

Page 67

which are excerpts from the City's budget ordinance for 2023, and I'll represent to you that it's an excerpt because I wouldn't have been able to carry all of the copy.
I want to refer your attention to page 8, and it's Summary D, "Summary of Proposed 2023 Appropriations by Funds, Departments, and Object Classifications."
All right. Are you familiar with this presentation --
A. Yes.
Q. -- and what it purports to show?
Is it fair for me to assume that it takes all of the -- the appropriations to the water fund and divides it among all the departments who incur costs on behalf of the water fund?
A. So this is something the expense side team would have come up with, and I don't have intimate knowledge of how these numbers are being calculated.
Q. Okay. That was --
A. So I know what it is, but it's showing --
Q. Right.
A. -- you know --
Q. But you would agree with me that the allocations that -- above the department of water

Page 68

management line item, which begins at 88, those are all direct cost allocations as opposed to indirect cost allocations; correct?
A. I can't confirm that.
Q. You don't know?
A. No, I don't know.
Q. Okay. But it would be fair for me to assume that you don't know how these numbers on page 8 were derived?
A. Yeah, that's fair to say.
Q. Okay. And the numbers that you worked on, we'll show it in a minute, but --
A. Uh-huh.
Q. -- are going to be captured in Line Item 99, finance general?
A. I don't -- I don't know. I work --
Q. All right.
A. -- again, on the budgeting side of things. These are all expenditure.
Q. Okay.
A. So someone else would be better suited to answer this.
Q. Okay. Do you know who that person is?
A. No.

Page 69

Q. Would it be a water fund person or is it --
A. So we -- the budget office produces the budget book, and I would assume someone within the budget office, but we're --
Q. Who did you deal with in the budget office when you were -- between 2022 and 2024?
A. I worked on revenue estimates for the City.
Q. No, no, I understand that.
A. Sure.
Q. I'm saying who did you deal with at the budget -- if I wanted to -- one of the things I'm trying to do is, if you're not the right person for something, I'm trying to figure out who is that right person.
A. Sure.
Q. So who did you deal with at the budget office?
MS. JORDAN: In connection with what?
BY MR. HANLEY:
Q. In connection with this. Your work in 2022 and 2024 on the --
A. So for revenue work, I would deal with my team that's working on revenue estimates.
Q. Do you have a name?
A. Of my team members?
Q. No, a person at the budget department who you

Page 70

would have interacted with in doing your part of this work?
MS. JORDAN: She was part of the budget department.
MR. HANLEY: Okay.
BY THE WITNESS:
A. Yeah, I guess I don't get your question.
BY MR. HANLEY:
Q. I need to know who are the people that -- you said --
A. Like in my role --
Q. -- you had a small piece of this?
A. Yeah.
Q. And I was given the --
A. It was specifically siloed within the revenue team and I'm working on revenue estimates.
Q. Right.
A. I'm not looking at expenditure side, anything. There are different teams --
Q. Got you.
A. -- that work on that. I couldn't tell you where they office.
Q. Okay. You don't know -- all you have to do is say I don't know who the individuals are.
A. I don't. I was trying to understand your

Page 71

question clearly.
Q. I'm just trying -- sorry, I'm not getting into the substance.
A. Sure.
Q. I'm just saying if you have an area that you can't speak to --
A. Yeah.
Q. -- part of the deposition is me trying to find out who I should talk to.
A. Sure.
Q. Okay? So let me just ask it one more time and we'll close it off.
Can you identify an employee -- other employees of the budget department who would have worked on the water fund budget for 2022 through 2024?
A. I don't know.
Q. Okay. Okay. Let me refer your attention to -- it starts on page 278 and continues on to page 279. Are you there?
A. Yes.
Q. Given your testimony was that you're -- given that your testimony was that you were only working on the revenue side, would it be fair for me to assume that there was another person responsible for deriving these

Page 72

line items that appear on page 278 and 279 of Exhibit 6?
A. Yes.
Q. Do you know the identity of that person?
A. I do not.
Q. Do you know where in the -- if anywhere, in the finance general numbers the pension numbers that you derived for the water fund are contained?
A. I would have to look for it.
Q. I mean, do you -- do you know from looking at the document, where it would go?
A. So --
Q. I mean, I'm not trying to play hide the ball. My understanding is it's in 9611, part of the 70 million, 964 million?
A. Yes, I see it.
Q. Is that correct?
A. Yes.
Q. So the 70 million would have been the -- no, I'm sorry, I misspoke. My understanding is that the pension allocations are in the 9900 line items below that; correct?
A. I see that, yes.
Q. And it's also my understanding that in the 9611 number of 70.9 million, that's where the Maximus

Page 73

cost allocation numbers go? Do you know whether that's true?
A. Yes, I would assume so.
Q. Okay. And then there's a Line Item 9645 to reimburse the corporate fund for indirect pension costs chargeable to fund, and it's $23.7 million for this particular year. Do you know what that refers to?
A. The indirect pension costs?
Q. Yes.
MS. JORDAN: Can you just say where you are again? I got lost a little bit.
MR. HANLEY: I'm sorry, I'm on page 279.
MS. JORDAN: Which line are you on?
MR. HANLEY: 9645.
MS. JORDAN: 9645, okay.
BY MR. HANLEY:
Q. Would you agree with me that the indirect pension allocations in 9645 are in addition to the pension allocations that appear in 9900? Specifically 9980?
A. Yes.
Q. All right. So what does the line item in 9645 refer to?
A. The indirect pension costs for the water fund.

Page 74

Q. But what makes up an indirect pension allocation above and beyond what are direct allocations?
A. So that would be folks within the Maximus cost allocation plan that they've identified are within the central services departments that we're charging the water fund for. So the first line would only be salaries, anything else. The second line would be their allocation of the pension cost.
Q. So you're saying your understanding is that the Maximus allocations have a separate breakout for the -- the indirect pension costs?
A. Yes.
Q. Other than what's already included in the indirect allocations?
A. Yes.
Q. Okay. And let me -- how do you know that?
A. Because I asked them to run different scenarios, including pension costs, excluding pension costs.
Q. Okay. So the 23 million -- and we have documents that will confirm -- or not confirm, because we have all the Maximus cost allocation plans. But this is intended -- this $23.7 million is intended to be part of the indirect costs of other departments?

Page 75

A. Yes.
Q. For example, the motor fleet, or whatever the thing is, they have a pension cost?
A. Uh-huh.
Q. And whatever percentage of their total costs are allocated to water fund, that same percentage of their pension allocation will be allocated to the water fund?
A. Yes.
Q. Okay, fair enough. And do you know what the -- the -- there's a Line Item 9773, transfer for services provided by the department of police, about $1.5 million. Do you see that?
A. I see that.
Q. Do you know what that allocation relates to?
A. I do not.
MR. HANLEY: All right. Why don't we take a short break. I'm at a transition point.
MS. JORDAN: Sure.
THE VIDEOGRAPHER: The time is 11:15 a.m. We're now going off the record.
(Recess taken.)
THE VIDEOGRAPHER: The time is 11:27 a.m. We're now back on the record.

Page 76

BY MR. HANLEY:
Q. Okay. I want to go back very briefly to Exhibit 4, which is the financial statement for the water fund for December 31st, 2023, for that year ending. And I know you're not involved in financial statement preparation, but there's some statements in here about the budget process that I want to go over with you and see whether it's an accurate reflection of how things work.
A. Okay.
Q. On page 3, the first paragraph, it says, "The water fund's budget is developed and implemented along with the City's annual budget based upon an analysis of its historical operations and maintenance costs." Do you see that?
A. Yes.
Q. Is that an accurate statement?
A. Yes.
Q. And then it says, "The DWM commissioner recommends the final proposed budget to the City's budget director." Do you see that?
A. Yes.
Q. Is that true as well?
A. Yes.

Page 77

Q. And then it says, "After approval by the budget director, the proposed budget is recommended to the mayor for submission to the City council for its approval following public hearings." Do you see that?
A. Yes.
Q. Are you aware of any budget proposals made by the DWM commissioner that were rejected?
A. Not that I can think of. Not that I'm aware of.
Q. And are you aware of any proposed budget recommendations made by the budget director that were not approved by the City council?
A. For the water fund?
Q. Yes.
A. No, I'm not aware.
Q. All right. And the second paragraph says, "The budget process is designed to ensure that the DWM water fund will have adequate funding to meets its operational objections" -- "objectives." Do you see that?
A. Yes.
Q. Is that true as well?
A. Yes.
Q. And then it says, "By law, the water fund

Page 78

cannot exceed the level of funding as established by the City council's approved budget." Do you see that?
A. Yes.
Q. So that's -- your understanding is that whatever's in the budget is a not-to-exceed amount without additional appropriation?
A. Yes.
Q. "The budget director uses an allotment system to manage each department's expenditures against its perspective annual appropriation." Do you see that?
A. Uh-huh.
Q. Yes?
A. Yes.
Q. And do you know what an "allotment system" is that they're referring to?
A. I can assume it means just allocations --
Q. Okay.
A. -- based on something.
Q. Okay. Now, on page 4, the next page, there's a reference to "debt administration" around the middle of the page? Do you see that?
A. Yes.
Q. And because you've been involved on the debt financing side, you're aware that the debt instruments

Page 79

have covenants, financial covenants, that the City is required to comply with in order to be in compliance with the bond terms?
A. Yes.
Q. And it says -- the second to the last sentence of that paragraph says, "The City conducts an annual review of the water service charge to ensure revenue is being generated to comply with the covenant." Do you see that?
A. Yes.
Q. And would you agree with me that at all times that you've been involved there has been compliance with those covenants?
A. I would assume so, but I wasn't involved in it.
Q. All right.
A. So I couldn't --
Q. Well, let me ask it this way, because all questions go to personal knowledge. You're not aware of anything --
A. I'm not aware of anything.
Q. Okay. And then it says, in the next paragraph under debt administration, "Any net revenues remaining after providing sufficient funds for all required

Page 80

deposits into bond accounts may be transferred to the residual fund to be used for any lawful purpose of the water fund." Do you see that?
A. I see that.
Q. Is that a true statement as well?
A. I'm not aware.
Q. Okay. You don't know one way or the other?
A. I don't know.
Q. Okay, fair enough.
(Shaikh Exhibit No. 7 marked.)
BY MR. HANLEY:
Q. Let me show you what I've marked as Exhibit 7. I'm sorry. I'll represent to you that Exhibit 7 are a package of documents that were provided to us by the City as Excel spreadsheets and that's why they don't have any locator numbers on them.
Are you familiar with any of Exhibit 7?
A. So the first page.
Q. Okay.
A. Because the rest are budgeting for a prior year that I was not involved with --
Q. Okay.
A. -- to be specific.
Q. So does the first page of Exhibit 7 show the

Page 81

process that you were describing earlier where, because there's a lag time between what financial information is used and the period for which it's going to be used --
A. Uh-huh.
Q. -- there have to be adjustments made?
A. Yes.
Q. And does this reflect -- does the first page of Exhibit 7 reflect the adjustment of the indirect costs for water and sewer for the year 2022 at the very least?
A. Yes.
Q. So the -- they would -- the 2019 cost allocation plan prepared by Maximus showed the water indirect cost to be $65.3 million; correct?
A. Yes.
Q. And so to convert that into the number that you were going to use in the budget for 2022, you applied a 2 percent annual growth factor so that by 2022, the number was $69.3 million?
A. Yes.
Q. All right. And do you know whether this is the way it's always been done?
A. As far as I know.
Q. Okay.

Page 82

A. Sure.
Q. You're not aware of any methodological change when you started doing it?
A. Yeah.
Q. Okay. And, in fact, the second and third pages suggest that a similar exercise was done for '19, '20, and '21 from a 2018 plan?
A. Yeah, the 2018 would have been used for 2021.
Q. Okay. All right. And then the final two pages were produced by the City, but they appear to be something compiled by Maximus. Are you familiar with -- I guess it's the fourth page of Exhibit 7?
A. Yes.
Q. Can you tell me what it is?
A. This is Maximus -- Maximus's report in Excel form.
Q. Oh, okay. So this would have been the plan for 2019 that was submitted in April of 2021?
A. Yes.
Q. So if we get -- if we went and got the full cost allocation plan that Maximus prepared for that time period, you would expect these numbers to tie out?
A. To an extent. So Maximus's original calculations are, again, based on like data that's

Page 83

already old, right?
Q. Right.
A. By the time we're budgeting for a certain year. The assumption within their calculations for pensions would also be about three years old. Like the obligations that the City owes change drastically from year to year, depending on what is happening within each pension fund and what fund actuaries are calculating.
So what I asked them, for the years that I worked on this, is to go back and rerun their numbers with a scenario that's only showing me costs with no pension calculations included. And then I send them our actual required contribution for a given year, and they'll rerun keeping that updated pension number in mind --
Q. Okay.
A. -- but based on older salaries so there's still an adjustment that needs to be done. But this is -- this will show you where it's like the bottom of the exhibit that --
Q. Yeah, I'm trying to understand. There's an allocated cost for fiscal 2019 of $77.3 million; correct?
A. Uh-huh.

Page 84

Q. And that's about 12 million higher than the water indirect that is set forth on page 1; correct?
A. Yes.
Q. But two numbers down is the number 65,335,000 and change; correct?
A. Yes.
Q. So what's the difference between the $77 million number and the $65 million number?
A. That would have been -- the 65 is without any pension costs included.
Q. Okay. And is the 87 million that says -- the OMB revised pensions, that 87 million includes 21.9 million in pension costs?
A. Yes.
Q. Okay. And when we say pension costs of 21.9, that's the indirect?
A. Yes.
Q. In other words, not the actual allocation to the water fund of the direct cost of the pension but this is the -- the $21 million is you're picking up the pension costs -- a portion of the pension costs of all the central services departments that provide services to the water?
A. Yes, that's what Maximus is doing.

Page 85

Q. Okay. What is the purpose of -- well, we'll strike that. Thank you.
(Shaikh Exhibit No. 8 marked.)
BY MR. HANLEY:
Q. I'm going to show you what I've marked as Exhibit 8. This is a document produced by the City, D 27131 through 27147, and it's entitled "Activity by Tax Levy Year for Property Taxes," and this is for the Municipal Employees' Annuity and Benefit Fund. It's 2020 levy, 2022 other sources.
Are you familiar with this document?
A. No.
Q. Never ever seen it before?
A. I don't think so.
Q. Okay. So it wouldn't have been something that you authored or contributed to during the time that you were involved in the budgeting?
A. That's true.
Q. Okay. Do you know who would have prepared Exhibit A?
A. I would -- someone in the department of finance. I'm not sure who.
(Shaikh Exhibit No. 9 marked.)

BY MR. HANLEY:

Q. Let me show you what I've marked as Exhibit 9. Again, this is another document produced by the City. It's D 11610 through D 11623. It's a summary general ledger by fund class for -- I think it's the water fund.

A. I see the document, yeah.

Q. Yeah. And my only question is are you familiar with this document or this type of reporting?

A. No. Again, in revenue estimation, I'm not looking -- this would be --

Q. This is historical --

A. This is not something I would work with.

Q. This is historical financial information; correct?

A. Sure. But I don't look at it at this level of detail --

Q. Okay.

A. -- ever.

Q. Okay. That's all I needed to know.

(Shaikh Exhibit No. 10 marked.)

BY MR. HANLEY:

Q. Okay. I've marked -- I'm going to show you what I've marked as Exhibit 10, which I'll represent to you is a collection of the finance general allocations

for the water fund from 2020 through 2025. And obviously you weren't involved in this whole time period but you were 2022, '23, and '24; correct?

A. Yes.

Q. And would your answers about what the -- what's in each line item that you testified to about 2022 be the same for 2023 and 2024?

A. Yes.

Q. And just -- and you may not know -- the reimbursement to the corporate fund for both the indirect cost and the indirect pension cost, is that amount actually paid?

A. What page are you on?

Q. I'm sorry. Go to maybe 277 for 2022.

A. So I would assume, following this plan, the transfers and reimbursements would have been made at the year end.

Q. All right. You have no reason to believe that these are just accounting entries and there's not actual funds that go back to the corporate fund; correct?

A. Yes.

(Shaikh Exhibit No. 11 marked.)

BY MR. HANLEY:

Q. All right. And then, finally, I'm going to

show you Exhibit No. 11, which is the same grouping of documents but this one relates to the sewer fund; the finance general allocations from 2020 through 2025. Let's take, for example, 2022, since we've been dealing with that throughout the deposition. And on the second page -- or, I'm sorry, on page 343 --

A. Uh-huh.

Q. -- there's similar line items for the sewer fund, 9611, 9645, the pension fund allocations for 9980 and 9981. Do those relate to the same things but just for the sewer fund?

A. Yes.

MR. HANLEY: I have no further questions for you. I appreciate your time.

THE WITNESS: Thank you.

MS. JORDAN: I have no questions.

MR. HANLEY: How do you want to handle the exhibits?

MS. JORDAN: Are we on the record still?

THE VIDEOGRAPHER: Do you want me to take us off?

MR. HANLEY: Yeah, you can take us off.

THE VIDEOGRAPHER: The time is 11:42 a.m. This concludes today's deposition.

(The following is on the written

record only:)

MS. JORDAN: Okay. I guess we should go back on the record, because we can reserve signature.

THE REPORTER: I can put that just on the written record, if you want.

MS. JORDAN: Okay. We're reserving signature.

THE REPORTER: Are you ordering the transcript?

MR. HANLEY: Yeah, I thought we already ordered.

MS. JORDAN: We're going to want a copy.

* * * * *

LEXITAS

STATE OF ILLINOIS)
) SS:
COUNTY OF C O O K)

THE CIRCUIT COURT OF COOK COUNTY, ILLINOIS
COUNTY DEPARTMENT - LAW DIVISION

KATHRYN FARMER, individually and as Representative of a Class of Similarly-Situated Persons and Entities,

Plaintiffs,

vs.

CITY OF CHICAGO, an Illinois municipal corporation,

Defendant.

No. 21 CH 4583

This is to certify that I have read my deposition taken on Thursday, February 27, 2025, in the foregoing cause, and that the foregoing transcript accurately states the questions asked and the answers given by me, with the changes or corrections, if any, made on the Errata Sheet attached hereto.

_____
NOOR SHAIKH

No errata sheets submitted (Please initial) _____
Number of errata sheets submitted_____ (pgs.)

Subscribed and sworn to before me this_____day of _____ 2025.

_____
Notary Public

STATE OF ILLINOIS)
) SS.
COUNTY OF DU PAGE)

I, Lynette J. Neal, CSR No. 84-004363, do hereby certify that NOOR SHAIKH was first duly sworn by me to testify the truth; that the foregoing deposition, Pages 1 through 91, was recorded stenographically by me and computer-transcribed under my personal direction; and that the said deposition constitutes a true record of the testimony given by the deponent at the time and place aforesaid.

I further certify that the reading and signing of the deposition was not waived, and that the deposition was submitted to Ms. Susan Jordan, Defendant's counsel, for signature. Pursuant to Rule 207(a) of the Supreme Court of Illinois, if deponent does not appear or read and sign the deposition within 28 days, the deposition may be used as fully as though signed, and this certificate will then evidence such failure to appear as the reason for signature not being obtained.

I further certify that I am not counsel for nor in any way related to any of the parties to this suit, nor am I in any way, directly or indirectly, interested in the outcome thereof.

This certification applies only to those transcripts, original and copies, produced under my direction and control; and I assume no responsibility for the accuracy of any copies which are not so produced.

IN WITNESS WHEREOF I have hereunto set my hand this 13th day of March, 2025.

Lynette J. Neal

_____
LYNETTE J. NEAL, CSR

Errata Sheet

NAME OF CASE: Farmer vs City of Chicago
DATE OF DEPOSITION: 02/27/2025
NAME OF WITNESS: Noor Shaikh

Page _____ Line _____ Reason _____
From _____ to _____
Page _____ Line _____ Reason _____
From _____ to _____
Page _____ Line _____ Reason _____
From _____ to _____
Page _____ Line _____ Reason _____
From _____ to _____
Page _____ Line _____ Reason _____
From _____ to _____
Page _____ Line _____ Reason _____
From _____ to _____
Page _____ Line _____ Reason _____
From _____ to _____
Page _____ Line _____ Reason _____
From _____ to _____
Page _____ Line _____ Reason _____
From _____ to _____

_____
SIGNATURE OF DEPONENT

Exhibits

975359_Noor_Shaikh_022725_Exhibits

$

$1.5 75:13

$100 37:4,20 38:16

$115 25:12

$206 29:24

$21 84:20

$23.7 73:6 74:23

$284,000 31:10

$300 57:13

$380 30:3,5,19

$43,500,000 26:8

$59.7 24:20

$600 30:6

$65 84:8

$65.3 81:14

$69.3 81:19

$77 84:7

$77.3 83:22

$967 36:9 37:15 39:18 60:18 61:12

1

1 6:12,15,23,24 84:2

10 50:17 86:20,23

100 36:13 46:9 47:19 48:13 49:22 52:15 57:1,18

10:01 4:4

11 6:11 8:7 87:22 88:1

115 26:9

11610 86:4

11623 86:4

11:15 75:20

11:27 75:23

11:42 88:22

12 54:2,5 84:1

13 54:24

166 29:16

175 57:1,18

19 82:6

2

2 20:22 22:1,4,6,15 31:1 35:3 45:8 47:18 48:12 49:22 51:7 52:12 60:16 81:18

2.3 51:17

2.38 51:2

20 27:6 36:14 82:7

2015 22:16

2017 12:12

2018 82:7,8

2019 81:12 82:18 83:22

2020 11:6 85:10 87:1 88:3

2021 11:7 20:10,14 24:13 40:23 41:8 42:4 56:24 64:10 82:8,18

2022 23:12,13 24:6,15,20 25:2,4,7 26:9 28:21 31:1 33:3 35:3 36:9 37:5,9,16 38:23 39:3 40:18 41:15 46:12 47:18 48:12 49:22 51:7 52:13 55:7,10,11 56:2 57:1 61:12 63:16 64:14 65:16 69:6,18 71:15 81:9,17,19 85:10 87:3,7, 14 88:4

2023 7:14 20:10,13,15 26:1 43:4 44:13 50:24 52:12,13 55:8,12 56:3 57:2 67:2,6 76:4 87:7

2024 26:3 32:12 52:12,13 63:16 64:14 65:16 69:6,19 71:15 87:7

2025 4:3,4 22:17 87:1 88:3

206 5:2

21 16:20 39:4 59:5,21 60:10 82:7

21.9 84:12,15

22 13:8 15:23 24:16,17 59:24 60:11

23 13:8 15:23 23:12 24:18 74:20 87:3

24 13:8 15:23 23:12 59:3, 14 87:3

25 54:23 59:14,15,16

259 56:1

26th 4:3

27 23:11

27.3 66:3

27131 85:7

27147 85:7

272 56:2

277 87:14

278 71:18 72:1

279 71:19 72:1 73:12

27th 4:4

285 42:2

3

3 11:24 12:3,5 20:22 22:5 47:18 76:11

300 57:16,24

31st 43:4 76:4

343 88:6

36 41:2,10 66:1

36.5 66:2

38 43:13,21

4

4 12:8,9 42:19,21 43:2 50:15 76:3 78:19

4/27/2023 64:9

47 50:16

49 41:1,10

5

5 12:9 64:4,6

50 48:12

500 29:12

582 41:4

59.7 25:3

6

6 27:19,21 28:5,9,10 30:9, 10 66:22,24 72:1

60 42:2 56:24 57:18

600 30:9

65 84:9

65,335,000 84:4

7

7 27:19 28:6,9 80:10,12, 13,17,24 81:8 82:12

70 72:13,18

70.9 72:24

8

8 67:5 68:8 85:3,6

8.7 29:19

8077 64:22

87 84:11,12

88 68:1

9

9 85:23 86:2

93 45:23

93-and-a-half 45:3,19

959,000 55:6

959.9 55:6

9611 72:13,24 88:9

964 72:14

9645 73:4,14,15,18,22 88:9

967 25:7 28:21 29:12 30:6, 10 35:2 38:17 39:8 41:4

976 55:7,10,18

9773 75:11

99 68:14

9900 72:20 73:19

9980 73:20 88:9

9981 88:10

A

a.m. 4:4 75:20,23 88:22

accepted 21:18

accomplish 64:19

account 58:20

accountant 17:12 50:6 57:10 63:21

accountants 37:11 48:2 58:18

accounting 17:11 87:19

accounts 80:1

accurate 16:9 55:19 56:12 76:8,17

accurately 6:24 7:5

ACFR 52:9

activities 18:5,20

Activity 85:7

actual 23:14,24 37:10 46:22 48:23 56:21 57:10 58:17,20 63:17,21 83:13 84:18 87:19

actuaries 36:11,17 56:11 83:8

actuary 56:9

add 25:7 52:15

added 38:16 45:6 46:22 48:12

addition 73:18

additional 78:6

addressing 54:5

adds 30:16

adequate 77:18

adjusted 66:7,15

adjusting 19:17

adjustment 20:3 81:8 83:18

adjustments 63:11 81:5

administration 78:20 79:23

advisors 8:22

aftermath 48:1

agree 8:13 12:14 29:13 36:23 40:9 41:7 43:8 45:2 49:16 50:20 56:13 58:18 67:23 73:17 79:11

agreed 38:23 60:12

agreement 32:9 37:22 56:22 59:6

ahead 19:21

allocate 26:19 45:20

allocated 13:21 14:1,6 23:22 27:22 29:3 30:10 40:20 44:24 55:1 75:6,7 83:22

allocating 13:9 30:8 39:15 63:7

allocation 18:12,15 21:22 24:20 27:4 28:14,16,18 31:10 33:11 34:19 41:1,2 42:4,5 45:11 46:7,8 47:9 50:13 52:14 64:10 65:10 66:17 73:1 74:2,4,8,22 75:7,15 81:13 82:21 84:18

allocations 12:11,21 14:15,17 15:11,15,19 18:16 19:10 20:7 21:16 23:20 27:15 28:5 39:17 40:15 43:10 48:17 60:16 63:4,18,19 65:19 67:24 68:2,3 72:20 73:18,19 74:2,10,14 78:16 86:24 88:3,9

allotment 78:8,14

Amended 12:6

amount 12:11 14:6 25:16 26:12 30:2 48:22 56:14,19 78:5 87:12

amounts 25:7 57:4 58:10 65:8

analysis 76:13

and/or 14:6 32:20

Andrew 4:6

annual 12:12 22:15 31:18 52:9 64:2 76:13 78:10 79:6 81:18

annually 57:23

Annuity 22:21 23:3 25:11 26:7 85:9

answers 47:10 87:5

apologies 4:3

applicable 43:19

applied 28:20 59:9 81:18

apply 20:14 52:13

appropriation 22:16 78:6, 10

appropriations 67:6,13

approval 77:1,4

approved 77:12 78:2

April 82:18

area 43:9 54:16 71:5

arrears 24:12

arrived 60:19

assessed 25:12

assessments 24:8

assigned 65:8,9

assistant 11:6

Association 5:23

assume 32:18 34:4 35:17 37:19 39:23 41:21 45:14, 15 48:8 53:11 55:13 56:10 60:14 62:7 63:2 64:1 67:12 68:7 69:3 71:23 73:3 78:16 79:14 87:15

assuming 34:9 58:23

assumption 83:4

attempting 64:19

attention 12:8 54:20 67:5 71:17

audit 37:12

audited 19:20 20:6,10 48:4 50:9 64:2

auditing 50:8

auditors 37:12

authored 85:16

average 21:11

aware 9:17 21:16 31:24 40:5 42:15 53:16 54:8 60:11 63:24 66:13,16 77:6,8,10,15 78:24 79:19, 21 80:6 82:2

B

B-A-X-T-E-R 4:17

back 32:6 39:2 40:2,18,22 50:4 51:17 52:12 55:19 63:17 65:16 75:24 76:2 83:10 87:20 89:2

background 7:6 17:10

bad 38:14,15

ball 72:12

based 24:7 27:11,15 39:15 44:10 45:11 47:9,24 76:13 78:18 82:24 83:17

baseline 40:19

basic 45:17

basically 41:12 55:4

basis 64:18 65:22

Baxter 4:17

began 59:8

begins 68:1

behalf 4:16,18 33:22 34:23 67:15

belabor 6:24

Ben 16:20

benefit 22:21 23:3 25:11 26:8 27:2 30:18 31:14 59:24 85:9

benefits 26:24

Benjamin 14:24 15:3 17:3

billing 10:18

billion 51:2,3

bit 5:22 15:4 34:16 54:18 73:11

Board 23:3

bond 79:3 80:1

book 69:3

booking 57:10

bookkeeping 24:1

bottom 12:8 59:3,14 83:19

bottom-line 66:12

break 62:21 75:18

breakout 74:10

breaks 5:1

Brenton 14:24 16:23 17:3

briefly 76:2

bring 20:15

budget 8:1,24 9:1,8 10:9 11:1,2,6 13:6 15:7 19:11 21:7,19 24:16,17 26:22 31:4,12 32:4,16 33:4 37:1, 23 38:15 43:9 44:22 50:1 54:16 55:11,20 57:23 63:18 65:3 66:7 67:1 69:2, 3,5,11,15,24 70:3 71:14, 15 76:7,12,13,20,21 77:2, 6,10,11,17 78:2,5,8 81:17

budgeted 43:19 44:12 55:11

budgeting 19:7,16,21 25:17 26:13 37:13 39:3 47:23 49:18 58:21,23 59:23 60:9,10 63:22 65:17 68:18 80:20 83:3 85:17

budgets 12:12 57:7

C

calculated 67:18

calculates 61:11

calculating 83:8

calculation 21:13 34:1 44:18 46:18

calculations 18:24 19:2 50:1 56:8,11 62:15 82:24 83:4,12

calculator 41:9

called 5:8 8:15 54:24

calls 33:15 38:1

caption 4:5

captured 68:14

care 49:1,5,18

carry 67:3

case 4:5 5:14 40:1,6,11

cash 58:17

central 64:23 74:5 84:22

change 21:5 25:7 52:22 58:15 82:2 83:6 84:5

changed 42:12

changing 21:17

charge 79:7

chargeable 73:6

charged 53:7

charging 29:7 35:18 40:8 74:5

chart 54:24

Chicago 4:5,7,16 5:15,18 9:7 14:19 17:7 31:1,3,11, 15,19,22 32:7,18 33:1,5, 23 34:20,23,24 35:11 36:9,14,20 37:4,21 38:22 53:1,12,18 54:6,7 64:10

Chicago's 31:12

chief 7:13

choice 36:7

choices 36:4

choose 38:14 59:1

city 4:5,16,18 5:14,18 6:9 7:16,23 8:5 9:7,12 12:10 14:9,19 15:6,7 16:14,21, 23 17:16 18:13 19:9,10 21:16 23:21 25:14,17 27:1 28:7 31:12,22 32:2,6,8,10, 19,23 33:3,21 34:13,23 35:22 36:20 37:20 39:12 42:17 44:4,19 50:9 51:16

53:13,17 54:6 58:4,12,17, 21 59:5,9 60:24 64:9,10 65:7 66:14 69:7 77:3,12 78:2 79:1,6 80:15 82:10 83:6 85:6 86:3

City's 12:12 13:4 43:18 44:1 58:11 67:1 76:13,20

Civic 54:11,12 56:9

claims 40:5

clarify 7:15

class 86:5

classes 7:12

Classifications 67:7

clear 20:5 21:15 46:4,11 49:20

close 17:14 41:13 49:21 52:11 56:11 71:12

collected 44:4

collecting 24:18

collection 86:24

collections 10:22,23

collectively 25:6 47:19 49:22 52:15

college 7:3

column 56:20

columns 64:22

comment 53:1,21 54:13

commissioner 76:19 77:7

communication 28:16 46:8

compared 47:1

compel 38:12

compensation 21:7

compiled 22:15 82:11

compliance 79:2,12

comply 79:2,8

compound 19:13

Comprehensive 52:9

comprise 47:19

comptroller 7:16

conclude 62:5

concludes 88:23

conducts 18:12 79:6

confirm 51:5,10 68:4 74:21

connection 69:16,18

consultant 14:12

consummated 59:20

contained 72:7

content 63:3

contention 31:8

context 46:21

continue 50:15

continues 71:18

contracts 21:10

contribute 23:21 27:16 38:19

contributed 57:5 85:16

contributes 58:6,8

contributing 47:20

contribution 12:23 27:9 29:1 34:22 41:3 44:10,20 53:18 55:6,22 56:1,21 59:9 83:13

contributions 15:21 23:16 31:18 43:15,18,20 44:1 50:17 51:24 57:8,13 58:20 59:4

conversation 53:11 65:6

convert 81:16

Cook 44:4

copy 67:4 89:9

corporate 11:3 12:24 28:14,24 29:3,5 30:20 31:9 32:23 33:10 40:24 41:6,22 42:4 46:3,5 57:9, 14 58:4 73:5 87:10,20

correct 7:14 11:7 13:22 14:2 18:13,17 20:11 21:19,23 23:3,18,22 25:8 30:6,15 31:2,11,15,20 33:6 34:20 35:3 36:6 37:6, 17 38:19 42:5 43:10 44:24 45:4,21 48:14,18 50:5,22 51:3,14,17 52:23 55:12 56:3,22 57:15 58:5,6,11, 17 60:1,19 62:16 65:4 68:3 72:16,21 81:14 83:23 84:2,5 86:14 87:3,20

cost 12:11,21 13:10,11, 13,15 14:14,17 15:11,18 18:12,15 19:10 20:7 21:16 27:22 45:20 59:2 63:4 64:10 65:10 66:17 68:2 73:1 74:3,8,22 75:3 81:12, 14 82:21 83:22 84:19 87:11

costs 8:5 13:1,20,24 14:1, 5,7 21:23 32:10 40:7 49:12 66:15 67:14 73:5,8, 24 74:11,18,19,24 75:5 76:14 81:9 83:11 84:10, 13,15,21

council 77:3,12

council's 78:2

counsel 4:7

County 44:4

court 4:9,24 5:2 6:3
covenant 79:8
covenants 8:3 79:1,13
cover 46:19
covered 35:13,17 50:21 51:1,6 52:15
CPA 7:8 17:11 50:8
CPAS 37:11 48:2
CPS 32:1,9 33:11,12 34:14 35:21 38:3,8 42:17 55:1 58:5,8,23 59:5,8
CPS's 55:14,24 56:20
created 60:18
creating 60:24
credit 42:17
credited 30:19
current 63:14
cycles 10:9 13:6

D

data 19:18 20:4,6,10 37:12 82:24
date 4:2 59:1
dated 64:9
David 15:2
day 31:23 65:16
deal 69:5,10,15,20
dealing 18:20 88:4
dealings 10:20
debt 7:22 8:3,10,15 78:20, 23,24 79:23
December 11:6 43:4 76:4
decide 36:17
decides 26:19
decisions 14:5
defendant 4:14
Defendant's 12:5
dep 12:3
department 7:17 9:16,19, 21 10:2,6 11:1,18 51:23 52:2,3 53:13 61:13 67:24 69:24 70:3 71:14 75:12 85:21
department's 78:9
departments 13:21 15:19 27:3,16 45:4,18 64:24 67:7,14 74:5,24 84:22
depending 83:7
deposition 4:2,23 5:3 22:24 23:6 71:8 88:5,23
deposits 80:1
deputy 7:13,16 8:24 11:1
derived 68:9 72:7
deriving 71:24
describe 12:19
describing 81:1
description 43:14
designed 77:17
detail 86:16
determination 19:9 36:16
determine 21:4 50:4
determined 28:19 44:10 55:6 56:1
determining 12:11 15:20
developed 76:12
Dieterich 14:24 15:3 16:10 17:5
difference 13:14 41:24 84:7
dips 10:22
direct 12:8 13:15,20 14:5, 17 15:11,15,16,18 63:2 68:2 74:2 84:19
director 8:24 11:1,6 76:21 77:2,11 78:8
discovery 4:23
discrepancy 26:10
discussions 65:13
divides 67:14
divvy 39:8
document 51:16 54:5,9 60:17,24 61:5,8,11,21 62:4,6,13,20 64:7,8 72:10 85:6,11 86:3,6,8
documents 12:7 20:18 27:10,14 39:7 44:22 74:21 80:14 88:2
dollars 20:15 23:24 25:16 31:18
drastically 83:6
draw-down 26:12
duly 5:8
DWM 76:19 77:7,17

E

earlier 6:8 16:6,12 53:1 60:15 63:1 81:1
educational 7:6
emergency 28:16 46:8
employed 15:7
employee 5:14 26:24 71:13

employees 14:20 16:14 31:15,16 32:1 34:4,13,14 35:21,22 36:14 41:22 43:16 49:23 71:14

employees' 22:21 25:11 26:7 28:18 50:18,22 85:9

employer 59:8

encompassed 33:12

end 31:23 87:17

end-of-year 37:10

ending 43:3 76:5

ensure 77:17 79:7

entanglements 54:6

enterprise 29:7 32:22 46:2

entire 17:21 27:1

entitled 85:7

entity 31:4 53:14,15

entries 87:19

entry 24:2

established 78:1

Estimated 54:24

estimates 23:12 24:6 37:13 40:23 46:12 63:22 69:7,21 70:15

estimating 47:24

estimation 86:9

EXAMINATION 5:10

examined 5:9

exceed 78:1

Excel 80:15 82:15

excerpt 67:2

excerpts 67:1

excluding 74:18

exercise 82:6

exhausted 26:14

exhibit 6:12,15,23,24 11:24 12:3,5 22:1,4,6,15 23:9 31:1 35:3 42:19,21 43:2 45:7 47:18 48:12 49:22 50:15 51:7 52:12 54:2,5 60:16 64:4,6 66:22,24 72:1 76:3 80:10,12,13,17,24 81:8 82:12 83:20 85:3,6,20,23 86:2,20,23 87:22 88:1

exhibits 88:18

exist 39:22

existing 21:9

expect 33:4 82:22

expecting 10:12,22

expenditure 68:19 70:17

expenditures 78:9

expense 49:14 67:16

experience 7:1

explains 39:10

extent 9:15 57:14 82:23

external 20:4 37:12 48:4

F

fact 50:4 59:12 60:16 66:7 82:5

factor 19:24 20:15 81:18

factors 19:18

fair 10:4 16:1 17:2 19:8 29:7 30:21 32:17 37:14 54:1,17 63:2 67:12 68:7,10 71:23 75:10 80:9

fall 39:3

familiar 67:8 80:17 82:11 85:11 86:8

familiarized 36:19

Farmer 4:5

February 4:3,4

Fed 56:9

Federation 54:5,12

feel 47:3 64:16

figure 12:23 13:12 69:13

figures 19:6,20

files 61:14

final 76:20 82:9

finalized 59:6

finally 11:5 87:24

finance 5:22 7:10,11,17 52:2 54:14 68:15 72:6 85:22 86:24 88:3

financial 7:13,23,24 8:22 11:19 17:10,16 20:6 43:3,7 50:9,20 52:10 54:6 64:2 76:3,5 79:1 81:2 86:13

financing 78:24

find 45:8 61:16 71:8

finishing 5:4

fire 65:20

firm 18:10 48:4

fiscal 13:8 19:7 55:7,14 56:2,24 57:1,2 59:5,21,23 83:22

fit 36:13 41:22

fleet 63:7 75:2

focus 11:3,13 23:10,13

folks 9:16 14:22,23 15:5

16:11 27:20 74:3

follow 40:21

for's 61:14

forecasting 9:11,13 10:8

forever 62:6

form 18:6 19:13 30:12 33:14 34:8 35:4,15 37:24 48:15 51:8 52:17 57:16 82:16

forward 37:13 47:24 48:3 53:6

foundation 18:8 38:1 51:18 54:12

four-and-a-half 41:16 42:10

fourth 82:12

front 41:9

full 6:10 64:10 65:10 66:17 82:20

fumbling 62:14

function 8:11 9:14

fund 10:3 11:4 12:24 13:2, 3 15:20 17:18 18:16 22:21,23 23:3,6,16 24:15, 20 25:12,14,15 26:8,11,21 27:2,7,8,17,19,21 28:11, 14,15,18 29:1,3,5 30:8,9, 20 31:9,14,19 32:3,23 33:10,19,22 36:5,13 40:22,24 41:1,22,23 42:4, 5,17 43:3 44:11,21,24 45:20 46:3,5,6 47:2,10,22 49:1,24 50:18,22 53:8 57:9,14 58:4,21 63:7 64:22,23 65:9 66:2,18 67:13,15 69:1 71:15 72:7 73:5,6,24 74:6 75:6,8 76:4 77:13,18,24 80:2,3 83:8 84:19 85:9 86:5 87:1,10, 20 88:2,9,11

fund's 44:9 56:9 76:12

funded 31:22 32:19

funding 43:20 53:2 59:10 77:18 78:1

funds 13:5,10,22 14:2 15:21 22:20 23:21 27:3 29:7 30:21 32:23 34:5 35:18 37:5 38:18 39:14 40:8,20 42:16 44:2,19 45:4,7,18,23 46:2,23 47:16 48:12 51:6 52:14 53:19 56:7 67:7 79:24 87:20

funds' 44:18

future 19:17,24 60:9 63:22

G

general 65:2 66:2 68:15 72:6 86:4,24 88:3

generally 20:19

generated 79:8

give 6:5 42:22 52:4

Good 5:12

Government 5:22

grad 7:12

great 59:1

Greg 4:11 5:13

grouping 88:1

growth 19:18,24 81:18

guess 39:6 70:6 82:12 89:2

H

hand 23:8

handle 88:17

handled 28:23

Hanley 4:11,22 5:4,11,13 6:13 12:1 18:7,9 19:14 22:2,6,8,10,12,13 30:14 33:18 34:15 35:7 36:1 38:6 42:20 43:1 46:13,16 47:15 48:16,24 49:10 51:12,21 52:21 53:24 54:3 56:17 57:18,21 59:14,17, 19 60:5 61:10,23 64:5 66:23 69:17 70:4,7 73:12, 14,16 75:17 76:1 80:11 85:4 86:1,21 87:23 88:13, 17,21 89:8

happened 45:16 48:3

happening 9:18 83:7

head 44:17

hearings 77:4

helpful 62:14

helps 7:22

hide 72:12

high 7:6 12:20

higher 84:1

hire 13:12 14:12

hired 56:9,10

historical 76:14 86:11,13

holistic 35:22

honestly 33:17 39:2

hours 5:3

huge 31:8

hundreds 31:18

I

identified 12:14 30:19

45:7 74:4
identify 4:8 71:13
identity 51:22 72:3
IGA 38:3 59:8,20 60:1,12
Illinois 64:10
illuminate 62:16
impact 57:24
implemented 76:12
imposed 24:13
include 8:10 9:13 13:2,4 33:11
included 18:15 24:17 35:2 74:13 83:12 84:10
includes 22:14 84:12
including 74:18
increases 21:10
incur 67:14
independent 19:9 65:12 66:14
indirect 12:11,21 13:13, 15,24 14:14 15:17 19:10 21:16 63:4,18 68:2 73:5,8, 17,24 74:1,11,14,24 81:8, 14 84:2,16 87:11
individually 66:11
individuals 70:23
industry 14:12
ineffective 32:11
information 21:14 50:16 51:13 66:18 81:2 86:13
initial 32:9
inspector 65:2
instruments 78:24
intended 74:23
intention 5:4
intentionally 61:20
interacted 70:1
interacting 11:18
interaction 10:24
interested 22:20
interface 63:3
interfacing 10:7
intergovernmental 37:22 56:22 59:6
interpret 64:16
intimate 67:17
intimately 9:17
investigate 40:14 48:14
investigated 47:12
involve 8:1 18:19
involved 7:20 8:9,20 11:11 13:7,9 14:10 15:20 16:3 17:15 18:1,4,24 20:1 21:2,22 23:10 28:3 37:12 40:15,24 43:7 48:7 51:1 52:23 76:5 78:23 79:12,14 80:21 85:17 87:2
involvement 11:17 12:20 14:4
issue 7:22 8:15 53:2 54:18
issues 11:21 54:14,16
issuing 8:10
item 30:24 31:1 32:24 35:10 37:6 38:16 68:1,14 73:4,22 75:11 87:6
items 21:18 25:10 33:13 34:2 49:21 72:1,20 88:8

J

jettison 61:21
job 7:21 9:4 15:12
joined 25:16
Jordan 4:13,20,23 18:6 19:13 22:5,7,9,11 30:12 33:14 34:8 35:4,15 37:24 42:22 46:11 47:14 48:15, 19 49:3,7 51:8,18 52:17 53:20 56:16 57:16 59:13, 15 60:2 61:8,22 69:16 70:3 73:10,13,15 75:19 88:16,19 89:2,6,9
judgment 20:21 66:14
jumps 41:15

K

Katherine 10:13
keeping 5:5 83:14
Kim 4:6
kind 37:14 47:10 53:2 66:14
knew 37:20
knowable 51:13
knowing 59:24
knowledge 53:5 60:6 67:18 79:19

L

laborers' 13:3 23:2,6
lack 18:5 63:12
lag 20:7 81:2
large 26:9

law 28:12 35:6 77:24
lawful 80:2
lawsuit 46:22 49:17 65:12
lawsuit's 49:11
lawyer 53:20
lawyers 8:22 65:13
lead 62:5
led 9:11 39:17
ledger 86:5
left 16:19,20,23
legal 4:6 42:15 53:14,15, 16
legality 53:21
legally 55:22
level 12:20 78:1 86:15
levies 26:20 29:15 30:18
levy 24:9 29:18 32:20 43:19 44:3 85:8,10
Lexitas 4:7
library 28:15 29:18 46:7
limit 5:1
limited 5:3
Linkedin 6:18
listed 14:23 30:21 36:6 44:22 45:24 46:23 47:16 48:12 51:7
locate 62:21
locator 80:16
long 5:18 6:9
longer 16:15
look-back 63:21,24
looked 37:8 63:17
lost 73:11
lot 21:8 37:10
Lynette 4:9

M

made 20:21 34:22 53:1 62:15 63:11 65:20 66:14 77:6,11 81:5 87:16
maintenance 76:14
make 4:20 8:4 9:20 19:9 29:5 35:9 36:4,16 38:4,9, 17 45:19 46:4,8,9 48:1,22 51:11 55:22 58:12,24 59:8 60:12 63:11
makes 74:1
making 8:4 14:4 32:3
manage 78:9
management 9:1,8,22 10:3 11:2 65:3 68:1
marked 6:12,14 11:24 12:2 22:1,3 42:19,21 43:2, 13 54:2,4 64:4,6 66:22,24 80:10,12 85:3,5,23 86:2, 20,22,23 87:22
material 56:14
math 30:16 37:15 38:18, 20 39:10
matter 49:5
Maximus 13:12 14:14 15:17 18:4,10,20 19:6,11, 18 20:6 21:17 63:1,3,19 64:8,22 65:7 72:24 74:3, 10,22 81:13 82:11,15,21 84:24
Maximus's 19:11 82:15, 23
mayor 65:2 77:3
MEABF 27:6 28:11 32:2 34:14 41:22 55:1,5,22 56:1,21 59:4,7,8,10
means 33:3 78:16
meant 26:11 58:1
meets 77:18
members 69:23
met 5:12
methodological 82:2
methodology 40:21 49:19 52:19
middle 43:13 78:20
Midway 28:15 46:6
Miller 15:2
million 24:20 25:3,7,12 26:9 28:21 29:13,16,19,24 30:3,5,6,9,10,19 35:2 36:10 37:4,15,20 38:16 39:18 41:1,2 42:2 51:2 55:7,10 56:2,24 57:1,13, 17,24 60:18 61:12 66:3 72:14,18,24 73:6 74:20,23 75:13 81:14,19 83:22 84:1,8,11,12,13,20
millions 31:18
mind 41:5 83:15
minute 68:12
misallocation 49:12
mismatch 55:17
misspoke 72:19
moment 37:19
monetary 63:14
money 25:21 33:5,21 36:20 40:9 56:14

months 6:11 8:7 9:2 55:14
morning 5:12
motor 75:2
move 61:15
multi-year 60:12
municipal 7:11 13:2 22:21,23 24:14 25:11 26:7,21 27:16,21 28:11,18 31:14,19 33:22 40:22 41:22 43:15 44:21 45:20 47:2,22 49:24 50:17,22 53:8 58:21 85:9

N

nature 10:19
Neal 4:9
necessarily 8:2 33:12 35:13 38:17
needed 86:19
negotiation 32:11
net 26:24 79:23
news 31:7
non-teacher 31:16
Noor 4:2,24 5:7
not-to-exceed 78:5
notes 42:22
notice 8:23 65:19
number 20:23 21:11 27:11 35:23 36:12,17 55:19 72:24 81:16,19 83:14 84:4,8
numbers 19:11,16 20:14 21:5 23:14 55:4 63:10 64:18 65:8 66:1,6 67:18 68:8,11 72:6 73:1 80:16 82:22 83:10 84:4

O

O'HARE 28:15 46:6
object 18:6 19:13 30:12 33:14 34:8 35:4,15 37:24 48:15 51:8 52:17 57:16 67:7
Objection 48:15,19 49:3,7 51:18 53:20 56:16 61:22
objections 77:19
objectives 77:19
obligation 25:11 26:8 35:13 36:8 37:16 58:5,11, 15
obligations 26:20 30:20 32:4,18 33:6 55:1 57:14 83:6
occur 25:3 59:12
October 7:14 11:6 16:20
offer 45:1
office 8:24 9:8 11:2 15:7 21:7 26:22 69:2,4,5,15 70:21
officer 7:14
Officers' 5:23
official 8:15
older 83:17
OMB 84:12
one-and-a-half 41:7,8,14 42:5
ongoing 53:10,11
open 53:2
operational 77:19
operations 76:14
opinion 48:21
opposed 26:8 30:20 48:13 68:2
order 22:7 23:12 79:2
ordered 89:8
ordering 89:7
ordinance 67:1
ordinances 22:16
original 82:23
outlay 58:17
over-allocation 40:7
overcharged 49:2
overhead 14:1
overlap 15:4 17:1
owe 29:8 34:4 48:23
owed 12:24 28:10
owes 83:6

P

package 80:14
pages 22:19 23:11 25:24 26:4 82:6,10
paid 24:14 32:22 37:16 44:2,4 53:7 55:11 87:12
papers 60:17
paragraph 76:11 77:16 79:6,22
part 6:17 23:17 28:24 39:24 47:2 48:6 49:23 64:13 70:1,3 71:8 72:13 74:23
passage 63:12
past 54:22

pay 26:24 31:6 32:5 35:23 37:6 38:12,23 53:17 58:24

paying 8:5 27:8 32:1,19 54:20

payment 31:24 32:3,12 35:9 38:4,9 48:22 58:12 60:12,14

payments 47:24 55:1 59:7,9

payroll 50:21 51:1,6 52:16

pension 12:23 13:5,11 15:21 21:22 22:20 23:16 24:20 27:8 28:15,16 32:3 40:7,24 41:1 42:16 43:10 44:2,12,19 46:7,8 49:12 53:19 72:6,20 73:5,8,18, 19,24 74:1,8,11,18 75:3,7 83:8,12,14 84:10,13,15, 19,21 87:11 88:9

pensions 83:5 84:12

people 12:10 14:10 15:10 21:8 27:2,6,11 36:13 39:11 70:8

percent 20:22 27:4,6,20, 21 28:6,10 30:9,10 35:20, 21 44:24 45:3,19,23 46:9 47:9,19 48:13 49:22 52:15 81:18

percentage 20:19 39:15 75:5,6

percentages 28:20

performed 14:19 15:11 16:11

period 19:5 43:9 58:2 64:14 81:3 82:22 87:2

periods 16:3,12

person 21:14 61:4 68:23 69:1,12,13,24 71:24 72:3

personal 60:6 62:4 79:19

personally 21:2 40:14 50:4 60:2

persons 12:15

perspective 78:10

picked 34:5

picking 84:20

picture 10:23 48:23

piece 70:11

place 22:10 38:3

plaintiff 4:12 5:13

Plaintiffs' 12:6

plan 43:16 44:12 64:11 65:10 66:17 74:4 81:13 82:7,17,21 87:15

plans 74:22

play 72:12

point 31:8,9 32:13 75:18

police 65:20 66:2 75:12

policies 8:1

policy 7:23,24 8:8 62:5

portion 84:21

position 10:16 11:11

possession 61:5

predictability 53:6

preparation 17:15 43:7 76:6

prepared 8:16 81:13 82:21 85:19

preparing 51:24

present 4:8 7:14 12:13

presentation 67:9

printed 22:19

prior 24:7 40:19 80:20

proceed 4:10

process 8:20 13:7 14:11 16:3 26:22 39:17 43:15 62:17 76:7 77:17 81:1

produced 50:11 62:21,24 64:8,9 82:10 85:6 86:3

produces 69:2

product 39:16

Production 12:7

productions 9:16 11:16

professional 7:1 14:13

profile 6:18

projecting 19:24

projections 10:7

promised 38:4

property 24:17 29:15,18 32:20 35:20 43:20 44:3 85:8

proportion 41:5 42:3,12 44:9

proposals 77:6

proposed 67:6 76:20 77:2,10

propriety 40:14

provide 84:22

provided 66:19 75:12 80:14

providing 79:24

public 31:2,3,11,15,19 32:7,18 33:1,5,23 34:20, 23 35:11 36:9,14,20 37:4, 21 38:22 53:2,12,18 54:7, 13 77:4

pull 34:3

pulling 47:8
purports 67:11
purpose 80:2 85:1
purposes 21:18 22:24 23:6
pursuant 5:2
put 48:3 49:15 89:4
putting 19:11 64:1

Q

question 30:13 33:20 47:7,11 49:9 56:5 59:15, 17 65:22 70:6 71:1 86:7
questioning 16:2
questions 6:5 79:19 88:13,16

R

range 30:6 65:2
rates 18:2 44:11 49:15
rationale 29:10 30:22
reach 10:11 21:6
reaching 10:21
read 31:7 59:18
reality 37:9
realized 25:2
reason 56:5 87:18
receive 52:14 64:13
received 21:17 32:12 60:14
recent 5:19 36:21 59:4
recess 75:22
recognized 57:9
recollection 61:21
recommendations 77:11
recommended 77:2
recommends 76:20
record 4:1 12:5 22:14 46:5 75:21,24 88:19 89:1,3,5
reduce 29:12 37:5 38:18 58:10
reduced 30:5
refer 22:23 23:5 27:12 67:5 71:17 73:23
reference 8:23 78:20
referring 78:15
refers 73:7
reflect 6:24 38:5 39:17 49:22 81:7,8
reflected 36:24 37:23 57:7
reflection 76:8
regard 18:20 52:14
reimburse 12:24 73:5
reimbursed 36:20 58:16
reimbursement 36:24 53:19 58:13 87:10
reimbursements 87:16
reimbursing 32:10 59:2
rejected 77:7
relate 22:19 88:10
relates 25:13 59:16,17 75:15 88:2
relating 53:8 59:6
relevant 19:4
reliable 32:13
relied 9:15 19:10 21:8
relieve 57:13
rely 38:11
relying 20:9 21:8
remaining 45:3 46:9 79:23
remember 39:5 53:3
removed 39:4
repeat 27:13 63:20
rephrase 45:9
report 50:11 52:10 82:15
reporter 4:9,24 6:3 89:4,7
reporting 50:9 64:2 86:8
reports 18:21
represent 4:9,12,13 5:13 64:7 67:2 80:13 86:23
representing 64:23
Request 12:7
require 8:3
required 8:5 12:22 24:3 27:8 28:12 35:6 48:21 55:22 79:2,24 83:13
requirement 42:15 53:17
requirements 59:10
rerun 83:10,14
reserve 89:3
reserving 89:6
residual 28:15 46:7 80:2
resolved 53:6
respond 6:6
Response 12:6
responsibilities 9:9
responsible 31:23 32:3 51:23 54:8 60:23 61:2 71:24

rest 15:5 80:20
result 49:14
retention 62:5
retirement 23:3 66:18
revenue 9:11,13 10:7 11:12 19:23 23:12 24:6 29:5 32:14 33:13 35:19 38:11,12 40:23 46:12 69:7,20,21 70:14,15 71:23 79:7 86:9
revenues 23:17 24:7 25:1 28:23 29:2,10 34:6 35:14 36:5 42:16 79:23
review 66:18 79:7
reviewing 66:17
revised 84:12
rid 62:2
role 9:10 11:13,22 12:10 15:9 16:12 70:10
rolled 28:24
rows 55:5 64:23
Rule 5:2
Rules 5:2
run 74:17
runs 55:14

S

salaries 21:9 27:12,15,20 44:11,13,18 45:3,7,12,19 46:17,22 47:1,8,9,19 48:11 49:23 74:7 83:17
salary 36:15 39:11
sales 11:13,15
scenario 83:11
scenarios 74:18
schedule 50:16 51:24
schedules 36:15
scheme 56:18
school 7:6,12 31:15 36:14
Schools 31:2,3,11,19 32:7,19 33:1,5,23 34:20, 23 35:11 36:9,20 37:4,21 38:22 53:2,12,18 54:7
Segal's 56:7
send 21:11 83:12
sends 33:22
sentence 59:18 79:5
separate 31:3 53:14,15 74:10
service 64:24 79:7
services 74:5 75:12 84:22
set 7:5,23,24 8:8 25:15,16, 20 35:3 50:21 55:13 84:2
setting 18:2
sewer 8:11 9:14 10:3 13:10,22 14:6 15:19 17:18 18:2,16 28:14 29:23 32:20 40:8 46:6 49:15 64:23 65:9 66:3 81:9 88:2,8,11
shaikh 4:2,24 5:7,12 6:12 11:24 22:1 42:19 54:2 64:4 66:22 80:10 85:3,23 86:20 87:22
share 23:21 29:7 55:24
short 75:17
shorthanded 59:7
shot 32:14
show 6:14 12:2 20:19 22:3 42:21 54:4 60:18 64:6 66:24 67:11 68:12 80:12, 24 83:19 85:5 86:2,22 88:1
showed 81:13
showing 24:3 36:13 58:3 67:20 83:11
shows 24:2 56:24
side 29:6 37:13 67:16 68:18 70:17 71:23 78:24
signature 89:3,6
significant 31:17
significantly 42:13
siloed 70:14
similar 15:9 40:21 52:19 82:6 88:8
sinking 25:15 26:11
sit 38:21
sitting 39:14
Siverly 14:24 16:11
six-and-a-half 44:23
slower 34:17
small 70:11
smaller 26:7
sort 8:2 20:14
sources 19:23 85:10
speak 15:3 16:5 50:14 71:6
specialist 4:7
specific 11:13 61:9 80:23
specifically 34:13 70:14 73:19
speculate 26:18 34:10
speculation 33:15 38:1
spending 27:1

spent 5:22
spoliation 61:24
spreadsheets 80:15
start 4:21 12:19 19:16 45:17
started 25:15,17 40:18 82:3
starting 32:8 47:8
starts 71:18
state 28:12 35:6 56:10
statement 4:20 8:16 12:17 43:3 44:7 76:3,6,17 80:5
statements 17:16 43:7 47:7 50:21 76:6
states 12:10
statutorily 55:5 56:1
statutory 59:10
Steven 4:15
stint 5:19 6:8
strike 25:2 28:20 85:2
struck 32:9
studies 18:12,16
submission 77:3
submitted 82:18
substance 71:3
subtracting 29:14,15,18, 23
sufficient 79:24
suggest 82:6
suited 68:21
summary 67:6 86:4
summer 39:3
Sunny 4:17
supervisor 15:5
Supplemental 12:6
support 42:16
Supreme 5:2
Susan 4:13
swear 4:10
sworn 4:19 5:9
syndicate 8:21
system 17:7 78:8,14

T

T-O-M-I-E-L-L-O 4:15
table 51:11 54:24
takes 67:12
taking 5:5 21:16
talk 6:4 23:14 71:9
talked 28:17
talking 25:4 37:15 46:11 60:15 61:8
tax 23:17 24:7,9,17 26:20 28:23 29:2,4,10,15,18,24 30:18 32:20,21 33:13 34:6 35:14,19,20 42:16 43:19 85:8
taxes 11:14 24:13 43:20 44:3 85:8
team 7:22 9:11 10:18 11:12 21:7 67:16 69:20,23 70:15
teams 70:18
terms 60:1 79:3
testified 5:9 43:6 87:6
testimony 52:13 71:21,22
theories 40:10
thick 12:4
thing 47:3 75:3
things 8:3,14 17:14 21:21 56:18 65:14 68:18 69:11 76:9 88:10
thinking 37:7
thought 89:8
throw 12:3
tie 55:19 82:22
tied 55:21
ties 55:10
time 4:3,4,7 5:1,5,6,22 10:17 14:9 15:6 16:2,12, 20 17:21 19:5,19 20:7 33:4 43:9 50:1 58:2 59:5 63:12,16 71:11 75:20,23 81:2 82:21 83:3 85:16 87:2 88:14,22
times 12:12 41:8,16 42:5, 10 79:11
title 7:16
today 38:22 62:9,22
today's 4:2 88:23
told 26:12 33:10 37:11
Tomiello 4:15
Tompkins 4:17
top 12:9 43:14 44:17
total 26:24 27:8,11,15 28:7,11 31:24 35:9,22 39:11 41:3 44:12 45:19 47:1 51:1,6 52:15 55:5 75:5
touched 63:1
track 5:1
training 7:10

transcript 89:7
transfer 24:3 25:3 75:11
transferred 80:1
transfers 87:16
transition 75:18
treasurer 44:5
true 6:19,22 12:17 17:20 21:18 33:11 43:23 44:7 47:12,14 48:8 50:5 73:2 76:23 77:22 80:5 85:18
true-up 37:10
truncate 16:2
turn 43:12 54:23
type 10:24 14:1 86:8
types 13:10 14:5

U

Uh-huh 5:24 8:17 9:3,23 11:8 13:16 14:16 18:11 22:18 23:19 24:22 26:2,5 29:11,20 35:12 38:24 41:17 42:6 43:5 44:14 46:24 47:17 49:13 58:9 60:20 65:18 68:13 75:4 78:11 81:4 83:24 88:7
Uh-uh 16:16
ultimately 32:2
unartful 58:1
understand 9:21 10:11 13:14,19 15:6,15 23:17 29:9 31:5 36:2 40:10 49:16,17 54:11 60:13 69:8 70:24 83:21
understanding 5:21 24:5 29:4 30:17 64:18 72:13, 19,23 74:9 78:4
University 17:7
upcoming 19:7
updated 8:8 83:14
utility 10:18 29:24 32:20

V

variety 54:13
verified 48:9
version 66:12
versus 4:5 41:4 63:18
video 4:2,6

W

walked 62:18
wanted 69:11
water 8:10 9:14,15,19,21 10:2,3,6,18 11:1,18 13:10, 21 14:6 15:19 17:18 18:2, 16 24:20 27:7,19,21 28:14 29:23 30:8,9 32:20 40:7 41:1,6,23 42:5 43:2,3 44:9,11,24 46:5 47:10 49:1,15 52:3 64:22 65:9 66:2,3 67:13,15,24 69:1 71:15 72:7 73:24 74:6 75:6,7 76:4,12 77:13,18, 24 79:7 80:3 81:9,13 84:2, 19,23 86:5 87:1
whatever's 78:5
Wheeler 10:13
word 18:5 63:12
words 37:3 84:18
work 7:1 8:22 14:13 21:6 39:16 48:6 52:7 54:11 60:17 63:5 64:13 68:16 69:18,20 70:2,20 76:9 86:12
worked 10:12 42:9 61:1 68:11 69:7 71:14 83:10
working 7:15 17:6 20:8 32:10 40:18 43:9 61:14 69:21 70:15 71:22
works 17:7
worksheet 39:8
written 54:18 88:24 89:4

Y

year 6:10,11 9:1 11:5 12:23 13:8 19:7,21 20:7,8, 22,23 22:16 24:11,15 25:4,19 27:24 28:1,3,12 35:3 38:9,15 40:23 41:6 42:9 43:3,19 44:3 52:20 55:7,8,14,23 56:2,3,24 57:1,2 59:5,21,24 60:13 63:22 66:2 73:7 76:4 80:21 81:9 83:4,7,13 85:8 87:17
year's 24:7
years 5:20 16:6 19:20 23:10 26:23 32:12 36:21 39:4 40:15,19 50:17 51:1 52:23 54:19,22 57:20 60:10 61:1,2,6 64:15 66:8 83:5,9

EXHIBIT 2.G

Schedule A - Allocated Costs by Department

Water Fund - 0200

Purpose: the purpose of this tab is to present the data in a usable fomat. The source document was in pdf format.

Central Service Departments	2016	2017	2018	2019	2020	2021	2022	2023	2% more than PY 2024	2% more than PY 2025
Finance General 99	7,631	-	201	-	398,853	59,783	217,546	417,435	425,784	434,299
Mayor 01	501,324	493,476	527,877	525,348	512,748	396,534	579,606	650,095	663,097	676,359
Inspector General 03	233,156	186,971	214,292	224,506	130,948	124,383	143,263	198,666	202,639	206,692
Budget & Management 05	268,498	265,999	288,659	305,422	302,607	152,330	431,817	346,243	353,168	360,231
Innovation & Tech 06	849,688	505,709	579,152	613,603	-	-	-	-	-	-
I&I-311 Service	-	-	-	-	-	-	-	-	-	-
Finance Committee	1,393,216	1,550,894	1,625,020	1,213,805	1,310,735	1,085,954	1,258,497	1,420,345	1,448,752	1,477,727
City Comptroller	-	486,380	468,991	292,780	178,566	430,417	447,844	438,416	447,184	456,128
Comp-Accting & Fin Rptg	283,922	251,952	165,981	158,097	160,231	183,195	236,187	271,983	277,423	282,971
Comp-Fin Strategy&Ops	502,909	531,222	557,341	470,763	522,119	502,083	614,145	679,608	693,200	707,064
COMP-REVENUE SVCS&OPS	417,920	424,595	400,281	414,658	552,104	721,858	524,776	567,441	578,790	590,366
Treasurer 28	61,775	100,690	158,540	175,198	175,079	201,472	213,266	178,612	182,184	185,828
Law City-Wide 31	(169,741)	86,094	31,562	265,345	296,808	156,754	46,892	338,604	345,376	352,284
Law Corporate	-	-	-	-	-	-	-	7,721	7,875	8,033
Human Resources 33	349,936	331,906	368,690	325,422	338,865	321,860	406,622	432,200	440,844	449,661
Procurement Servc 35	30,767	108,717	104,443	134,360	170,955	215,127	190,173	233,489	238,159	242,922
FFM-Finance & Admin	-	-	-	-	-	-	-	-	-	-
FFM-COMM & FIN&ADMIN	25,226	16,289	25,302	17,931	12,036	17,242	1,280	(638)	(651)	(664)
FFM-Facility MGMT	10,957,838	11,499,844	12,914,234	13,607,145	15,897,001	16,631,878	19,704,870	22,374,452	22,821,941	23,278,380
FFM-Asset Management	621,672	636,323	718,772	1,018,016	992,221	1,090,124	1,056,239	1,068,661	1,090,034	1,111,835
FFM-Fleet Operations	1,595,752	1,605,336	1,656,395	1,662,604	1,584,561	2,452,916	2,739,952	2,431,350	2,479,977	2,529,577
AIS-INFORMATION TECH	-	-	-	-	710,689	476,122	640,152	927,106	945,648	964,561
Buildings 67	995,348	928,819	1,101,324	1,303,594	1,425,089	631,469	826,923	1,002,560	1,022,611	1,043,063
STS-General Govt	3,703,496	3,529,085	5,188,703	4,674,825	4,559,748	4,968,300	4,991,980	5,245,880	5,350,798	5,457,814
EMERG MNGMT & COMM 58	-	-	747,889	1,053,095	931,921	836,708	812,750	965,900	985,218	1,004,922
OEMC 58	392,315	430,878	-	-	-	-	-	-	-	-
Police-General Govt	36,115,817	34,671,796	35,748,593	35,822,147	35,827,891	36,533,436	37,066,168	39,508,338	40,298,505	41,104,475
Fire-General Govt	14,263,345	13,113,579	13,107,159	13,066,469	14,120,541	14,600,929	14,759,377	15,069,961	15,371,360	15,678,787
Total Allocated	73,401,810	71,756,554	76,699,401	77,345,133	81,112,316	82,790,874	87,910,325	94,774,428	96,669,917	98,603,315

Schedule A - Allocated Costs by Department

Sewer Fund - 0314

Purpose: the purpose of this tab is to present the data in a usable fomat. The source document was in pdf format.

Central Service Departments	2014	2015	2016	2017	2018	2019	2020	2021	2022	2023	2% more than PY 2024	2% more than PY 2025
Mayor 01	168,241	188,181	196,830	174,339	185,091	181,877	164,372	129,760	183,395	205,316	209,422	213,611
Inspector General 03	307,873	196,960	160,634	131,890	138,265	135,999	74,823	89,868	86,847	134,053	136,734	139,469
Budget & Management 05	159,949	164,545	172,182	217,508	235,368	219,099	226,363	243,925	266,314	216,658	220,991	225,411
Finance Committee	670,543	717,262	595,630	699,511	860,148	796,890	686,873	464,112	531,797	548,781	559,757	570,952
City Comptroller	259,949	288,627	285,562	260,877	368,857	239,002	315,775	289,512	279,271	195,415	199,323	203,310
Comp-Fin Strategy&Ops	350,077	347,826	339,210	332,178	380,935	292,724	373,641	300,922	259,796	277,486	283,036	288,696
COMP-REVENUE SVCS&OPS	-	-	-	-	-	-	-	953,161	-	-	-	-
Treasurer 28	114,485	132,033	24,316	60,716	66,303	72,023	127,837	123,247	65,756	101,026	103,047	105,107
Law City-Wide 31	(247,233)	(372,854)	(339,083)	(339,967)	(384,986)	(409,965)	(345,150)	(404,476)	(253,451)	(501,394)	(511,422)	(521,650)
Human Resources 33	162,159	165,793	166,147	155,986	159,578	167,524	154,552	149,421	186,587	219,148	223,531	228,002
Procurement Servc 35	79,544	141,938	-	-	-	-	-	-	-	-	-	-
FFM-Finance & Admin	3,351	-	-	-	-	-	-	-	-	-	-	-
FFM-COMM & FIN&ADMIN	-	2,538	-	-	-	1,311	1,212	1,010	43	(34)	(35)	(35)
FFM-Asset Management	29,223	23,345	21,696	15,177	17,907	17,292	17,620	2,428	17,312	13,802	14,078	14,360
FFM-Fleet Operations	945,666	926,388	990,028	941,841	970,481	872,610	961,582	1,492,952	1,754,411	1,724,974	1,759,473	1,794,663
Buildings 67	776,462	641,334	797,905	626,964	667,533	746,144	705,874	290,377	392,323	517,028	527,369	537,916
STS-General Govt	3,013,698	3,533,245	2,634,713	2,534,499	3,823,195	3,497,840	3,403,898	3,717,426	3,726,564	3,916,103	3,994,425	4,074,314
EMERG MNGMT & COMM 58	-	-	-	-	52,704	41,342	39,162	45,226	54,610	64,675	65,969	67,288
OEMC 58	-	-	-	43,774	-	-	-	-	-	-	-	-
Police-General Govt	20,623,760	23,828,233	25,693,247	24,900,427	26,340,655	26,803,172	26,745,884	27,335,379	27,670,271	29,493,375	30,083,243	30,684,907
Fire-General Govt	8,933,593	9,517,933	10,147,122	9,417,856	9,657,750	9,776,712	10,541,127	10,924,840	11,018,025	11,249,879	11,474,877	11,704,374
Total Allocated	**36,351,340**	**40,443,327**	**41,886,139**	**40,173,576**	**43,539,784**	**43,451,596**	**44,195,445**	**46,149,090**	**46,239,871**	**48,376,291**	**49,343,817**	**50,330,693**

EXHIBIT 2.H

Hearing Date: No hearing scheduled
Location: <<CourtRoomNumber>>
Judge: Calendar, 3

FILED
4/19/2024 3:27 PM
IRIS Y. MARTINEZ
CIRCUIT CLERK
COOK COUNTY, IL
2021CH04583
Calendar, 3
27344788

FILED DATE: 4/19/2024 3:27 PM 2021CH04583

EXHIBIT 23

FILED DATE: 4/19/2024 3:27 PM 2021CH04583

[78 FR 78608, Dec. 26, 2013, as amended at 79 FR 75886, Dec. 19, 2014]

§200.444 General costs of government.

Link to an amendment published at 85 FR 49568, Aug. 13, 2020.

(a) For states, local governments, and Indian Tribes, the general costs of government are unallowable (except as provided in §200.474 Travel costs). Unallowable costs include:

(1) Salaries and expenses of the Office of the Governor of a state or the chief executive of a local government or the chief executive of an Indian tribe;

(2) Salaries and other expenses of a state legislature, tribal council, or similar local governmental body, such as a county supervisor, city council, school board, etc., whether incurred for purposes of legislation or executive direction;

(3) Costs of the judicial branch of a government;

(4) Costs of prosecutorial activities unless treated as a direct cost to a specific program if authorized by statute or regulation (however, this does not preclude the allowability of other legal activities of the Attorney General as described in §200.435 Defense and prosecution of criminal and civil proceedings, claims, appeals and patent infringements); and

(5) Costs of other general types of government services normally provided to the general public, such as fire and police, unless provided for as a direct cost under a program statute or regulation.

(b) For Indian tribes and Councils of Governments (COGs) (see §200.64 Local government), up to 50% of salaries and expenses directly attributable to managing and operating Federal programs by the chief executive and his or her staff can be included in the indirect cost calculation without documentation.

[78 FR 78608, Dec. 26, 2013, as amended at 79 FR 75886, Dec. 19, 2014]

EXHIBIT 2.1

CITY OF CHICAGO

2020 BUDGET ORDINANCE

MAYOR LORI E. LIGHTFOOT

EXHIBIT 23

D 0018118

Table of Contents

Summaries	**1**
A - Corporate Fund Revenues - Comparative Statement (by Major Sources)	1
B - Summary of Estimated Resources from which Appropriations are made	2
C - Summary of Appropriations from Funds by Major Purposes	4
D - Summary of Proposed 2020 Appropriations by Funds, Departments, and Object Classifications	6
E - Distribution of Proposed Appropriations by Function and Organization Units	16
Estimated Revenue for 2020	**20**
Estimates - Appropriable Resources	20
Appropriations for Liabilities	32
Estimated Expenditures for 2020	**33**
0100 - Corporate Fund	33
001 - Office of the Mayor	33
003 - Office of Inspector General	37
005 - Office of Budget and Management	40
015 - City Council	42
2010 - Committee on Finance	44
2214 - Committee on the Budget and Government Operations	45
2216 - Committee on Contracting, Oversight, and Equity	45
2220 - Committee on Aviation	45
2223 - Special Legislative Committee on the Census	46
2225 - Committee on License and Consumer Protection	46
2235 - Committee on Public Safety	46
2245 - Committee on Committees and Rules	47
2255 - Committee on Economic, Capital and Technology Development	47
2257 - Committee on Environmental Protection and Energy	47
2258 - Committee on Ethics and Good Governance	48
2260 - Committee on Education and Child Development	48
2275 - Committee on Zoning, Landmarks and Building Standards	48
2277 - Committee on Health and Human Relations	49
2280 - Committee on Housing and Real Estate	49
2290 - Committee on Workforce Development and Audit	49
2295 - Legislative Reference Bureau	50
2012 - Council Office of Financial Analysis	51
021 - Department of Housing	52
025 - City Clerk	54
027 - Department of Finance	56
2011 - City Comptroller	56
2012 - Accounting and Financial Reporting	58
2015 - Financial Strategy and Operations	61
2020 - Revenue Services and Operations	64
028 - City Treasurer	71
030 - Department of Administrative Hearings	73
031 - Department of Law	76
033 - Department of Human Resources	84
035 - Department of Procurement Services	88
038 - Department of Assets, Information, and Services	92
2103 - Bureau of Finance and Administration	92
2126 - Bureau of Facility Management	95
2131 - Bureau of Asset Management	99
2140 - Bureau of Fleet Operations	102
2145 - Bureau of Information Technology	106
039 - Board of Election Commissioners	110
2005 - Election and Administration Division	110
041 - Department of Public Health	114
045 - Commission on Human Relations	122
048 - Mayor's Office for People with Disabilities	124
050 - Department of Family and Support Services	126
051 - Office of Public Safety Administration	130
054 - Department of Planning and Development	137
055 - Police Board	142

Table of Contents - Continued

057 - Chicago Police Department 143
058 - Office of Emergency Management and Communications 171
059 - Chicago Fire Department 175
060 - Civilian Office of Police Accountability 186
067 - Department of Buildings 190
070 - Department of Business Affairs and Consumer Protection 195
073 - Chicago Animal Care and Control 201
077 - License Appeal Commission 204
078 - Board of Ethics 205
081 - Department of Streets and Sanitation 207
2005 - Commissioner's Office 207
2006 - Administrative Services Division 209
2020 - Bureau of Sanitation 211
2025 - Bureau of Rodent Control 213
2045 - Bureau of Street Operations 215
2060 - Bureau of Forestry 217
084 - Chicago Department of Transportation 220
2105 - Commissioner's Office 220
2115 - Division of Administration 222
2125 - Division of Engineering 226
2130 - Division of Traffic Safety 227
2140 - Division of Sign Management 228
2145 - Division of Project Development 230
2150 - Division of Electrical Operations 233
2155 - Division of In-House Construction 236
099 - Finance General 238
0200 - Water Fund 241
003 - Office of Inspector General 241
005 - Office of Budget and Management 243
027 - Department of Finance 244
2011 - City Comptroller 244
2012 - Accounting and Financial Reporting 245
2015 - Financial Strategy and Operations 246
2020 - Revenue Services and Operations 247
028 - City Treasurer 249
031 - Department of Law 250
033 - Department of Human Resources 252
035 - Department of Procurement Services 253
038 - Department of Assets, Information, and Services 254
2126 - Bureau of Facility Management 254
2131 - Bureau of Asset Management 255
2140 - Bureau of Fleet Operations 256
2145 - Bureau of Information Technology 257
067 - Department of Buildings 258
088 - Department of Water Management 259
2005 - Commissioner's Office 259
2010 - Bureau of Administrative Support 261
2015 - Bureau of Engineering Services 264
2020 - Bureau of Water Supply 266
2025 - Bureau of Operations and Distribution 270
2035 - Bureau of Meter Services 274
099 - Finance General 276
0300 - Vehicle Tax Fund 278
015 - City Council 278
2230 - Committee on Transportation and Public Way 278
2265 - Committee on Pedestrian and Traffic Safety 279
025 - City Clerk 280
027 - Department of Finance 283
2015 - Financial Strategy and Operations 283
2020 - Revenue Services and Operations 284

Table of Contents - Continued

031 - Department of Law 286
038 - Department of Assets, Information, and Services 288
2126 - Bureau of Facility Management 288
2131 - Bureau of Asset Management 289
2140 - Bureau of Fleet Operations 290
067 - Department of Buildings 291
081 - Department of Streets and Sanitation 292
2020 - Bureau of Sanitation 292
2045 - Bureau of Street Operations 293
2070 - Bureau of Traffic Services 296
084 - Chicago Department of Transportation 300
2125 - Division of Engineering 300
2135 - Division of Infrastructure Management 303
2155 - Division of In-House Construction 306
099 - Finance General 310
0310 - Motor Fuel Tax Fund 312
038 - Department of Assets, Information, and Services 312
2131 - Bureau of Asset Management 312
081 - Department of Streets and Sanitation 313
2045 - Bureau of Street Operations 313
084 - Chicago Department of Transportation 314
2125 - Division of Engineering 314
2140 - Division of Sign Management 315
2145 - Division of Project Development 316
2150 - Division of Electrical Operations 317
2155 - Division of In-House Construction 319
099 - Finance General 323
0314 - Sewer Fund 324
003 - Office of Inspector General 324
027 - Department of Finance 326
2011 - City Comptroller 326
2015 - Financial Strategy and Operations 327
2020 - Revenue Services and Operations 328
028 - City Treasurer 329
031 - Department of Law 330
038 - Department of Assets, Information, and Services 332
2131 - Bureau of Asset Management 332
2140 - Bureau of Fleet Operations 333
067 - Department of Buildings 334
088 - Department of Water Management 335
2015 - Bureau of Engineering Services 335
2025 - Bureau of Operations and Distribution 337
099 - Finance General 341
0346 - Library Fund 343
038 - Department of Assets, Information, and Services 343
2126 - Bureau of Facility Management 343
2131 - Bureau of Asset Management 344
2140 - Bureau of Fleet Operations 345
2145 - Bureau of Information Technology 346
091 - Chicago Public Library 347
099 - Finance General 353
0353 - Emergency Communication Fund 355
051 - Office of Public Safety Administration 355
058 - Office of Emergency Management and Communications 357
099 - Finance General 361
0355 - Special Events and Municipal Hotel Operators' Occupation Tax Fund 362
001 - Office of the Mayor 362
015 - City Council 363
2155 - Committee on Special Events, Cultural Affairs and Recreation 363
023 - Department of Cultural Affairs and Special Events 364

Table of Contents - Continued

099 - Finance General 368
0383 - Motor Fuel Tax Debt Service Fund 370
099 - Finance General 370
0510 - Bond Redemption and Interest Series Fund 371
099 - Finance General 371
0516 - Library Bond Redemption Fund 372
099 - Finance General 372
0521 - Library Note Redemption and Interest Tender Notes Series "B" Fund 373
099 - Finance General 373
0525 - Emergency Communication Bond Redemption and Interest Fund 374
099 - Finance General 374
0549 - City Colleges Bond Redemption and Interest Fund 375
099 - Finance General 375
0610 - Chicago Midway Airport Fund 376
003 - Office of Inspector General 376
027 - Department of Finance 378
2011 - City Comptroller 378
2012 - Accounting and Financial Reporting 379
2015 - Financial Strategy and Operations 380
028 - City Treasurer 381
031 - Department of Law 382
033 - Department of Human Resources 384
035 - Department of Procurement Services 385
038 - Department of Assets, Information, and Services 386
2131 - Bureau of Asset Management 386
2140 - Bureau of Fleet Operations 387
057 - Chicago Police Department 389
058 - Office of Emergency Management and Communications 391
059 - Chicago Fire Department 392
085 - Chicago Department of Aviation 394
2010 - Chicago Midway Airport 394
099 - Finance General 399
0681 - Municipal Employees' Annuity and Benefit Fund 401
099 - Finance General 401
0682 - Laborers' and Retirement Board Annuity and Benefit Fund 402
099 - Finance General 402
0683 - Policemen's Annuity and Benefit Fund 403
099 - Finance General 403
0684 - Firemen's Annuity and Benefit Fund 404
099 - Finance General 404
0740 - Chicago O'Hare Airport Fund 405
003 - Office of Inspector General 405
027 - Department of Finance 407
2011 - City Comptroller 407
2012 - Accounting and Financial Reporting 408
2015 - Financial Strategy and Operations 410
028 - City Treasurer 411
031 - Department of Law 412
033 - Department of Human Resources 414
035 - Department of Procurement Services 415
038 - Department of Assets, Information, and Services 417
2131 - Bureau of Asset Management 417
2140 - Bureau of Fleet Operations 418
057 - Chicago Police Department 420
058 - Office of Emergency Management and Communications 422
059 - Chicago Fire Department 424
085 - Chicago Department of Aviation 427
2015 - Chicago-O'Hare International Airport 427
099 - Finance General 440
0994 - Controlled Substances Fund 442

Table of Contents - Continued

057 - Chicago Police Department	442
0996 - Affordable Housing Opportunity Fund	443
021 - Department of Housing	443
099 - Finance General	445
0B09 - CTA Real Property Transfer Tax Fund	446
099 - Finance General	446
0B21 - Tax Increment Financing Administration Fund	447
005 - Office of Budget and Management	447
021 - Department of Housing	448
027 - Department of Finance	449
2012 - Accounting and Financial Reporting	449
028 - City Treasurer	450
031 - Department of Law	451
054 - Department of Planning and Development	452
070 - Department of Business Affairs and Consumer Protection	455
099 - Finance General	456
0B25 - Chicago Police CTA Detail Fund	457
057 - Chicago Police Department	457
0B26 - Chicago Parking Meters Fund	458
027 - Department of Finance	458
2015 - Financial Strategy and Operations	458
0B32 - Garbage Collection Fund	459
081 - Department of Streets and Sanitation	459
2020 - Bureau of Sanitation	459
099 - Finance General	462
0B39 - Human Capital Innovation Fund	463
050 - Department of Family and Support Services	463
099 - Finance General	464
0B40 - Houseshare Surcharge - Homeless Services Fund	465
050 - Department of Family and Support Services	465
099 - Finance General	466
0B41 - Neighborhood Opportunity Fund	467
054 - Department of Planning and Development	467
099 - Finance General	469
0B42 - Foreign Fire Insurance Tax Fund	470
099 - Finance General	470
0B43 - Houseshare Surcharge - Domestic Violence Fund	471
050 - Department of Family and Support Services	471
099 - Finance General	472
Grants	**473**
Summary G - Distribution of Proposed Appropriations - All Funds	473
Estimate of Grant Revenue	475
Grants by Program Category, Department, and Grant	476
Appendix A: Anticipated Reimbursements from Other Funds to the Corporate Fund	**492**
Appendix B: Anticipated Reimbursements from Other Funds to the Vehicle Tax Fund	**495**
TIF	**496**
Summary of Revenue/Expenses - 2018 for each TIF District	496
Schedules of Salary Rates	**500**

Summary A

COMPARATIVE STATEMENT OF CORPORATE FUND REVENUES BY MAJOR SOURCES FOR THE YEARS 2018, 2019 AND 2020

Sources	Revised 2018	Published 2019	Revised 2019	Estimated 2020
Local Tax				
Municipal Public Utility Tax	$435,700,000	$430,000,000	$430,000,000	$416,114,000
Chicago Sales Tax / Home Rule Retailers' Occupation Tax	54,800,000	48,073,000	48,073,000	74,043,000
Transaction Taxes	422,638,000	440,363,000	440,363,000	508,851,000
Transportation Taxes	309,500,000	341,891,000	341,891,000	383,586,000
Recreation Taxes	268,890,000	270,087,000	270,087,000	273,349,000
Business Taxes	128,500,000	132,240,000	132,240,000	134,400,000
Total - Local Tax	**$1,620,028,000**	**$1,662,654,000**	**$1,662,654,000**	**$1,790,343,000**
Proceeds and Transfers In				
Proceeds and Transfers In	$624,090,000	$604,580,000	$604,580,000	$642,510,000
Total - Proceeds and Transfers In	**$624,090,000**	**$604,580,000**	**$604,580,000**	**$642,510,000**
Intergovernmental Revenue				
State Income Tax	$252,510,000	$260,187,000	$260,187,000	$269,780,000
Personal Property Replacement Tax	134,204,000	132,000,000	132,000,000	157,223,000
Municipal Auto Rental Tax	4,240,000	4,013,000	4,013,000	4,150,000
Reimbursements for City Services	1,800,000	2,000,000	2,000,000	2,000,000
Total - Intergovernmental Revenue	**$392,754,000**	**$398,200,000**	**$398,200,000**	**$433,153,000**
Local Non-Tax Revenue				
Licenses, Permits, and Certificates	$131,050,000	$134,100,000	$134,100,000	$128,300,000
Fines, Forfeitures and Penalties	326,200,000	345,000,000	345,000,000	342,700,000
Charges for Services	122,000,000	139,600,000	139,600,000	460,200,000
Municipal Parking	8,000,000	7,600,000	7,600,000	7,600,000
Leases, Rentals and Sales	36,575,000	34,300,000	34,300,000	33,700,000
Interest Income	8,000,000	6,500,000	6,500,000	3,500,000
Internal Service Earnings	280,421,000	297,595,000	297,595,000	361,463,000
Other Revenue	205,119,000	109,603,000	109,603,000	134,745,000
Total - Local Non-Tax Revenue	**$1,117,365,000**	**$1,074,298,000**	**$1,074,298,000**	**$1,472,208,000**
Total - All Sources	**$3,754,237,000**	**$3,739,732,000**	**$3,739,732,000**	**$4,338,214,000**
Net Current Assets at January 1	37,000,000	76,000,000	76,000,000	81,000,000
Net Total - All Sources	**$3,791,237,000**	**$3,815,732,000**	**$3,815,732,000**	**$4,419,214,000**

D 0018124

Summary B

SUMMARY OF ESTIMATED RESOURCES FROM WHICH APPROPRIATIONS ARE MADE FOR YEAR 2020

Fund No.	Funds	Gross Tax Levy (Revenue)	Other Revenue	Total Revenue	Prior Year Surplus/Deficit	Total Appropriable
PROPERTY TAX SUPPORTED FUNDS						
0510	Bond Redemption and Interest Series Fund	$405,153,000	$207,760,000	$612,913,000		$612,913,000
0516	Library Bond Redemption Fund		4,170,000	4,170,000		4,170,000
0521	Library Note Redemption and Interest Tender Notes Series "B" Fund	119,356,000		119,356,000	419,000	119,775,000
0549	City Colleges Bond Redemption and Interest Fund	29,010,000	2,500,000	31,510,000	4,821,000	36,331,000
0681	Municipal Employees' Annuity and Benefit Fund	124,706,000	399,828,000	524,534,000		524,534,000
0682	Laborers' and Retirement Board Annuity and Benefit Fund	11,070,000	60,930,000	72,000,000		72,000,000
0683	Policemen's Annuity and Benefit Fund	592,661,000	144,866,000	737,527,000		737,527,000
0684	Firemen's Annuity and Benefit Fund	257,077,000	114,181,000	371,258,000		371,258,000
Total - PROPERTY TAX SUPPORTED FUNDS		**$1,539,033,000**	**$934,235,000**	**$2,473,268,000**	**$5,240,000**	**$2,478,508,000**

D 0018125

Summary B

Summary of Estimated Resources from which Appropriations are made for Year 2020 - Continued

Fund No.	Funds	Gross Tax Levy (Revenue)	Other Revenue	Total Revenue	Prior Year Surplus/Deficit	Total Appropriable
NON-PROPERTY TAX FUNDS						
0100	Corporate Fund		$4,338,214,000	$4,338,214,000	$81,000,000	$4,419,214,000
0200	Water Fund		781,297,000	781,297,000	24,000,000	805,297,000
0300	Vehicle Tax Fund		198,041,000	198,041,000		198,041,000
0310	Motor Fuel Tax Fund		108,453,000	108,453,000	17,462,000	125,915,000
0314	Sewer Fund		382,169,000	382,169,000	12,000,000	394,169,000
0346	Library Fund		116,701,000	116,701,000	7,767,000	124,468,000
0353	Emergency Communication Fund		132,080,000	132,080,000	11,577,000	143,657,000
0355	Special Events and Municipal Hotel Operators' Occupation Tax Fund		49,660,000	49,660,000		49,660,000
0383	Motor Fuel Tax Debt Service Fund		10,429,000	10,429,000	1,976,000	12,405,000
0525	Emergency Communication Bond Redemption and Interest Fund		16,428,000	16,428,000		16,428,000
0610	Chicago Midway Airport Fund		335,098,000	335,098,000		335,098,000
0740	Chicago O'Hare Airport Fund		1,468,111,000	1,468,111,000		1,468,111,000
0994	Controlled Substances Fund		100,000	100,000		100,000
0996	Affordable Housing Opportunity Fund		33,598,000	33,598,000	12,949,000	46,547,000
0B09	CTA Real Property Transfer Tax Fund		60,800,000	60,800,000		60,800,000
0B21	Tax Increment Financing Administration Fund		13,439,000	13,439,000		13,439,000
0B25	Chicago Police CTA Detail Fund		10,754,000	10,754,000		10,754,000
0B26	Chicago Parking Meters Fund		14,000,000	14,000,000		14,000,000
0B32	Garbage Collection Fund		63,000,000	63,000,000	2,929,000	65,929,000
0B39	Human Capital Innovation Fund				2,621,000	2,621,000
0B40	Houseshare Surcharge - Homeless Services Fund		5,000,000	5,000,000	538,000	5,538,000
0B41	Neighborhood Opportunity Fund		43,351,000	43,351,000		43,351,000
0B42	Foreign Fire Insurance Tax Fund		5,500,000	5,500,000	5,539,000	11,039,000
0B43	Houseshare Surcharge - Domestic Violence Fund		2,500,000	2,500,000	855,000	3,355,000
Total - NON-PROPERTY TAX FUNDS			**$8,188,723,000**	**$8,188,723,000**	**$181,213,000**	**$8,369,936,000**
Total - All Funds		**$1,539,033,000**	**$9,122,958,000**	**$10,661,991,000**	**$186,453,000**	**$10,848,444,000**
Deduct Transfers between Funds						885,721,000
Total - All Funds						**$9,962,723,000**
Deduct Proceeds of Debt						115,001,000
Net Total - All Funds						**$9,847,722,000**

(For Further Details See Estimate Statements)

D 0018126

Summary C

SUMMARY OF APPROPRIATIONS FROM FUNDS BY MAJOR PURPOSES FOR YEAR 2020

Fund No.	General Expense	Capital Outlay	Debt Service	Pension Funds	Specific Levies for Loss in Collection of Taxes	Total Appropriation
Property Tax Supported Funds						
0510 - Bond Redemption and Interest Series Fund			$596,706,495		$16,206,505	$612,913,000
0516 - Library Bond Redemption Fund			4,170,000			4,170,000
0521 - Library Note Redemption and Interest Tender Notes Series "B" Fund			115,001,000		4,774,000	119,775,000
0549 - City Colleges Bond Redemption and Interest Fund			35,169,751		1,161,249	36,331,000
0681 - Municipal Employees' Annuity and Benefit Fund				524,534,000		524,534,000
0682 - Laborers' and Retirement Board Annuity and Benefit Fund				72,000,000		72,000,000
0683 - Policemen's Annuity and Benefit Fund				737,527,000		737,527,000
0684 - Firemen's Annuity and Benefit Fund				371,258,000		371,258,000
Total - Property Tax Supported Funds			**$751,047,246**	**$1,705,319,000**	**$22,141,754**	**$2,478,508,000**

D 0018127

Summary C

Summary of Appropriations from Funds by Major Purposes for Year 2020 - Continued

Fund No.	General Expense	Capital Outlay	Debt Service	Pension Funds	Specific Levies for Loss in Collection of Taxes	Total Appropriation
Non-Property Tax Supported Funds						
0100 - Corporate Fund	$4,081,776,507	$942,493	$1,000,000	$335,495,000		$4,419,214,000
0200 - Water Fund	536,797,368	6,693,630	217,429,002	44,377,000		805,297,000
0300 - Vehicle Tax Fund	196,765,803	1,275,197				198,041,000
0310 - Motor Fuel Tax Fund	125,915,000					125,915,000
0314 - Sewer Fund	219,558,066	448,596	157,043,338	17,119,000		394,169,000
0346 - Library Fund	117,357,375	1,769,625	2,200,000	3,141,000		124,468,000
0353 - Emergency Communication Fund	129,069,850	58,150		14,529,000		143,657,000
0355 - Special Events and Municipal Hotel Operators' Occupation Tax Fund	49,660,000					49,660,000
0383 - Motor Fuel Tax Debt Service Fund			12,405,000			12,405,000
0525 - Emergency Communication Bond Redemption and Interest Fund			16,428,000			16,428,000
0610 - Chicago Midway Airport Fund	182,058,029	1,163,911	134,344,060	17,532,000		335,098,000
0740 - Chicago O'Hare Airport Fund	744,763,719	5,411,771	646,891,510	71,044,000		1,468,111,000
0994 - Controlled Substances Fund	100,000					100,000
0996 - Affordable Housing Opportunity Fund	46,547,000					46,547,000
0B09 - CTA Real Property Transfer Tax Fund	60,800,000					60,800,000
0B21 - Tax Increment Financing Administration Fund	13,414,700	24,300				13,439,000
0B25 - Chicago Police CTA Detail Fund	10,754,000					10,754,000
0B26 - Chicago Parking Meters Fund	14,000,000					14,000,000
0B32 - Garbage Collection Fund	65,929,000					65,929,000
0B39 - Human Capital Innovation Fund	2,621,000					2,621,000
0B40 - Houseshare Surcharge - Homeless Services Fund	5,538,000					5,538,000
0B41 - Neighborhood Opportunity Fund	43,350,000	1,000				43,351,000
0B42 - Foreign Fire Insurance Tax Fund	2,759,750	8,279,250				11,039,000
0B43 - Houseshare Surcharge - Domestic Violence Fund	3,355,000					3,355,000
Total - Non-Property Tax Supported Funds	**$6,652,890,167**	**$26,067,923**	**$1,187,740,910**	**$503,237,000**		**$8,369,936,000**
Total - All Funds	**$6,652,890,167**	**$26,067,923**	**$1,938,788,156**	**$2,208,556,000**	**$22,141,754**	**$10,848,444,000**
Deduct Transfers between Funds						885,721,000
Total - All Funds						**$9,962,723,000**
Deduct Proceeds of Debt						115,001,000
Net Total - All Funds						**$9,847,722,000**

D 0018128

Summary D

SUMMARY OF PROPOSED 2020 APPROPRIATIONS BY FUNDS, DEPARTMENTS, AND OBJECT CLASSIFICATIONS

	Personnel Services	Contractual Services	Travel	Commodities	Equipment	Permanent Improvement and Land	Specific Items and Contingencies	Totals
0100 - Corporate Fund								
001 - Office of the Mayor	$9,687,744	$695,434	$123,280	$30,000				$10,536,458
003 - Office of Inspector General	5,814,144	759,170	32,554	26,558			12,000	6,644,426
005 - Office of Budget and Management	3,072,755	33,309	1,000	5,800				3,112,864
015 - City Council								
1005 - City Council	$16,462,835	$69,420	$3,000	$7,000			$6,110,000	$22,652,255
1010 - City Council Committees	3,796,017	373,420	4,000	93,600	9,500		156,750	4,433,287
1012 - Council Office of Financial Analysis	282,216						27,160	309,376
2295 - Legislative Reference Bureau	361,008			16,000				377,008
Total - 015 - City Council	$20,902,076	$442,840	$7,000	$116,600	$9,500		$6,293,910	$27,771,926
021 - Department of Housing	1,673,680	1,930,511	9,000				11,712,150	15,325,341
025 - City Clerk	2,753,430	1,553,676		107,256				4,414,362
027 - Department of Finance								
2011 - City Comptroller	$2,715,152	$12,750	$500	$9,450				$2,737,852
2012 - Accounting and Financial Reporting	4,692,561	685,674	3,000	9,600				5,390,835
2015 - Financial Strategy and Operations	6,327,009	1,337,588	3,500	30,741	156,750			7,855,588
2020 - Revenue Services and Operations	24,488,239	26,115,114	4,000	202,525	11,500		40,000	50,861,378
Total - 027 - Department of Finance	$38,222,961	$28,151,126	$11,000	$252,316	$168,250		$40,000	$66,845,653
028 - City Treasurer	855,367	773,024	15,000	6,500			10,000	1,659,891
030 - Department of Administrative Hearings	3,110,594	5,099,177	1,750	27,810	1,000		19,500	8,259,831
031 - Department of Law	27,407,331	2,928,453	76,762	80,508			20,000	30,513,054
033 - Department of Human Resources	6,130,359	604,921	2,560	29,775			7,500	6,775,115
035 - Department of Procurement Services	6,254,903	508,149	7,140	20,235	2,009			6,792,436
038 - Department of Assets, Information, and Services								
2103 - Bureau of Finance and Administration	$2,885,786	$464,088		$36,500	$2,000			$3,388,374
2126 - Bureau of Facility Management	34,935,865	38,898,020		4,429,006				78,262,891
2131 - Bureau of Asset Management	3,962,007	16,579,416		32,298,245			638,874	53,478,542
2140 - Bureau of Fleet Operations	38,504,617	19,554,913	10,000	21,215,835				79,285,365
2145 - Bureau of Information Technology	9,591,569	15,823,858	5,900	17,300			100,000	25,538,627
Total - 038 - Department of Assets, Information, and Services	$89,879,844	$91,320,295	$15,900	$57,996,886	$2,000		$738,874	$239,953,799
039 - Board of Election Commissioners	7,801,505	9,823,985	29,520	722,290				18,377,300
041 - Department of Public Health	19,001,375	26,928,292	27,279	948,750	4,650		8,050,000	54,960,346
045 - Commission on Human Relations	1,015,324	66,726	5,218	2,500	1,500			1,091,268
048 - Mayor's Office for People with Disabilities	1,248,397	589,203	13,108	18,586			46,000	1,915,294
050 - Department of Family and Support Services	8,844,806	2,113,912	5,800	25,899			81,800,689	92,791,106
051 - Office of Public Safety Administration	18,314,945	120,000		100,000				18,534,945
054 - Department of Planning and Development	8,281,058	2,609,503	6,572	22,676	17,510		30,000	10,967,319

D 0018129

Summary of Proposed 2020 Appropriations by Funds, Departments, and Object Classifications - Continued

0100 - Corporate Fund - Continued

	Personnel Services	Contractual Services	Travel	Commodities	Equipment	Permanent Improvement and Land	Specific Items and Contingencies	Totals
055 - Police Board	290,568	808,617	1,500	1,225				1,101,910
057 - Chicago Police Department	1,488,293,503	31,059,347	122,699	5,560,458	36,600		110,845,572	1,635,918,179
058 - Office of Emergency Management and Communications	24,697,585	1,214,603	94,551	118,863	8,000			26,133,602
059 - Chicago Fire Department	571,868,355	6,813,272	35,900	2,903,202	142,000		19,501,675	601,264,404
060 - Civilian Office of Police Accountability	11,618,022	1,168,156	20,000	37,500			909,500	13,753,178
067 - Department of Buildings	20,724,799	1,827,504	156,600	62,000			2,078,750	24,849,653
070 - Department of Business Affairs and Consumer Protection	14,740,120	5,752,930	21,877	118,215		10,000		20,643,142
073 - Chicago Animal Care and Control	5,543,589	795,781	600	660,479			6,000	7,006,449
077 - License Appeal Commission	93,984	93,862		500				188,346
078 - Board of Ethics	800,713	64,541	5,165	3,210				873,629
081 - Department of Streets and Sanitation								
2005 - Commissioner's Office	$2,172,239	$174,710		$4,600			$25,000	$2,376,549
2006 - Administrative Services Division	2,003,740	28,555		5,250				2,037,545
2020 - Bureau of Sanitation	31,606,097	61,272,368		193,555	33,102			93,105,122
2025 - Bureau of Rodent Control	9,991,859	2,980,804		93,162	7,222			13,073,047
2045 - Bureau of Street Operations	19,530,311	1,379,410		476,400				21,386,121
2060 - Bureau of Forestry	16,439,008	2,389,589	2,600	119,750	50,500			19,001,447
Total - 081 - Department of Streets and Sanitation	$81,743,254	$68,225,436	$2,600	$892,717	$90,824		$25,000	$150,979,831
084 - Chicago Department of Transportation								
2105 - Commissioner's Office	$2,412,421	$194,665	$2,700	$6,500				$2,616,286
2115 - Division of Administration	4,964,599	133,190	150	14,200				5,112,139
2125 - Division of Engineering		8,828,595						8,828,595
2130 - Division of Traffic Safety	903,624	15,339,471	2,500	2,350				16,247,945
2140 - Division of Sign Management	3,849,909	59,796		47,700	43,285			4,000,690
2145 - Division of Project Development	3,341,568	2,963,593	2,250	28,600	2,440		250,000	6,588,451
2150 - Division of Electrical Operations	7,843,941	1,738,253	131,560	23,530	37,205			9,774,489
2155 - Division of In-House Construction	4,062,109	222,772		78,300	15,720			4,378,901
Total - 084 - Chicago Department of Transportation	$27,378,171	$29,480,335	$139,160	$201,180	$98,650		$250,000	$57,547,496
099 - Finance General	492,036,759	107,008,930		180,000	350,000		652,135,758	1,251,711,447
Total - 0100 - Corporate Fund	**$3,020,102,020**	**$431,365,020**	**$991,095**	**$71,280,494**	**$932,493**	**$10,000**	**$894,532,878**	**$4,419,214,000**
Percent of Total	**68.34**	**9.76**	**.02**	**1.61**	**.02**	**.00**	**20.24**	**100.00**

D 0018130

Summary D

Summary of Proposed 2020 Appropriations by Funds, Departments, and Object Classifications - Continued

	Personnel Services	Contractual Services	Travel	Commodities	Equipment	Permanent Improvement and Land	Specific Items and Contingencies	Totals
0200 - Water Fund								
003 - Office of Inspector General	$1,070,749	$82,192	$1,204	$4,618			$1,215	$1,159,978
005 - Office of Budget and Management	130,356							130,356
027 - Department of Finance								
2011 - City Comptroller		$4,552						$4,552
2012 - Accounting and Financial Reporting	269,348							269,348
2015 - Financial Strategy and Operations	246,709	52,066	382					299,157
2020 - Revenue Services and Operations	2,592,648	6,047,262		28,400			15,000	8,683,310
Total - 027 - Department of Finance	$3,108,705	$6,103,880	$382	$28,400			$15,000	$9,256,367
028 - City Treasurer	309,904	141,450						451,354
031 - Department of Law	1,446,678	179,106	3,897	7,452			1,323	1,638,456
033 - Department of Human Resources	184,125	3,808		208				188,141
035 - Department of Procurement Services	287,797							287,797
038 - Department of Assets, Information, and Services								
2126 - Bureau of Facility Management		$534,407		$6,462				$540,869
2131 - Bureau of Asset Management		511,295		23,236,269				23,747,564
2140 - Bureau of Fleet Operations	4,588,756	734,397		1,796,157				7,119,310
2145 - Bureau of Information Technology		6,656,404						6,656,404
Total - 038 - Department of Assets, Information, and Services	$4,588,756	$8,436,503		$25,038,888				$38,064,147
067 - Department of Buildings	2,643,637	27,000	18,000					2,688,637
088 - Department of Water Management								
2005 - Commissioner's Office	$5,132,902	$6,574,833		$329,100	$107,328			$12,144,163
2010 - Bureau of Administrative Support	4,063,763	539,650		38,026	96,716		82,500	4,820,655
2015 - Bureau of Engineering Services	4,909,511	2,412,400	35,400	54,250	3,500	1,000,000		8,415,061
2020 - Bureau of Water Supply	61,917,657	10,039,600	8,340	18,582,690	1,788,380		100,000	92,436,667
2025 - Bureau of Operations and Distribution	69,400,811	10,085,634		6,892,483	656,391	2,946,315	367,919	90,349,553
2035 - Bureau of Meter Services	10,458,706	14,000	18,500	147,500	95,000			10,733,706
Total - 088 - Department of Water Management	$155,883,350	$29,666,117	$62,240	$26,044,049	$2,747,315	$3,946,315	$550,419	$218,899,805
099 - Finance General	34,840,857	15,392,996					482,298,109	532,531,962
Total - 0200 - Water Fund	**$204,494,914**	**$60,033,052**	**$85,723**	**$51,123,615**	**$2,747,315**	**$3,946,315**	**$482,866,066**	**$805,297,000**

D 0018131

Summary D

Summary of Proposed 2020 Appropriations by Funds, Departments, and Object Classifications - Continued

	Personnel Services	Contractual Services	Travel	Commodities	Equipment	Permanent Improvement and Land	Specific Items and Contingencies	Totals
0300 - Vehicle Tax Fund								
015 - City Council	$560,000	$15,000		$20,000				$595,000
025 - City Clerk	4,164,764	2,083,964	26,000	543,643			30,000	6,848,371
027 - Department of Finance								
2015 - Financial Strategy and Operations	$433,356							$433,356
2020 - Revenue Services and Operations	485,599	82,800		250	1,177,575			1,746,224
Total - 027 - Department of Finance	$918,955	$82,800		$250	$1,177,575			$2,179,580
031 - Department of Law	1,470,128	119,430	2,810	3,780			1,006	1,597,154
038 - Department of Assets, Information, and Services								
2126 - Bureau of Facility Management		$1,772,108		$339,579				$2,111,687
2131 - Bureau of Asset Management		7,467,420		9,981,305				17,448,725
2140 - Bureau of Fleet Operations		109,040						109,040
Total - 038 - Department of Assets, Information, and Services		$9,348,568		$10,320,884				$19,669,452
067 - Department of Buildings	502,136							502,136
081 - Department of Streets and Sanitation								
2020 - Bureau of Sanitation	$5,251,557	$2,238,307			$500			$7,490,364
2045 - Bureau of Street Operations	7,078,641	1,648,790		161,384	55,450		5,000	8,949,265
2070 - Bureau of Traffic Services	14,159,857	10,172,700		129,800			450,500	24,912,857
Total - 081 - Department of Streets and Sanitation	$26,490,055	$14,059,797		$291,184	$55,950		$455,500	$41,352,486
084 - Chicago Department of Transportation								
2125 - Division of Engineering	$7,488,627	$304,834	$49,878	$18,310	$22,302			$7,883,951
2135 - Division of Infrastructure Management	5,440,081	6,276,177	106,550	39,150	19,370		4,000	11,885,328
2155 - Division of In-House Construction	26,898,135	527,434	18,500	27,500			35,000	27,506,569
Total - 084 - Chicago Department of Transportation	$39,826,843	$7,108,445	$174,928	$84,960	$41,672		$39,000	$47,275,848
099 - Finance General	27,582,594	8,512,683					41,925,696	78,020,973
Total - 0300 - Vehicle Tax Fund	**$101,515,475**	**$41,330,687**	**$203,738**	**$11,264,701**	**$1,275,197**		**$42,451,202**	**$198,041,000**

D 0018132

Summary D

Summary of Proposed 2020 Appropriations by Funds, Departments, and Object Classifications - Continued

	Personnel Services	Contractual Services	Travel	Commodities	Equipment	Permanent Improvement and Land	Specific Items and Contingencies	Totals
0310 - Motor Fuel Tax Fund								
038 - Department of Assets, Information, and Services				$14,659,391				$14,659,391
081 - Department of Streets and Sanitation				16,557,500				16,557,500
084 - Chicago Department of Transportation								
2125 - Division of Engineering		$900,000						$900,000
2140 - Division of Sign Management		2,700,000		1,460,563				4,160,563
2145 - Division of Project Development		715,466						715,466
2150 - Division of Electrical Operations	20,153,841	704,433		3,773,775				24,632,049
2155 - Division of In-House Construction	37,507,805	3,851,029		6,188,450				47,547,284
Total - 084 - Chicago Department of Transportation	$57,661,646	$8,870,928		$11,422,788				$77,955,362
099 - Finance General	8,632						16,734,115	16,742,747
Total - 0310 - Motor Fuel Tax Fund	**$57,670,278**	**$8,870,928**		**$42,639,679**			**$16,734,115**	**$125,915,000**
0314 - Sewer Fund								
003 - Office of Inspector General	$652,906	$52,177	$548	$2,376			$1,725	$709,732
027 - Department of Finance								
2011 - City Comptroller		$5,100						$5,100
2015 - Financial Strategy and Operations		34,300	292					34,592
2020 - Revenue Services and Operations		77,000						77,000
Total - 027 - Department of Finance		$116,400	$292					$116,692
028 - City Treasurer	146,292	79,565						225,857
031 - Department of Law	775,684	90,601	2,924	3,024			805	873,038
038 - Department of Assets, Information, and Services								
2131 - Bureau of Asset Management		$537,982		$828,981				$1,366,963
2140 - Bureau of Fleet Operations	2,766,005	425,604		899,600				4,091,209
Total - 038 - Department of Assets, Information, and Services	$2,766,005	$963,586		$1,728,581				$5,458,172
067 - Department of Buildings	1,232,636	704,000	8,000					1,944,636
088 - Department of Water Management								
2015 - Bureau of Engineering Services	$2,501,176	$724,910		$6,500	$28,000			$3,260,586
2025 - Bureau of Operations and Distribution	52,696,928	5,717,274	104,390	4,283,500	420,596		13,046,202	76,268,890
Total - 088 - Department of Water Management	$55,198,104	$6,442,184	$104,390	$4,290,000	$448,596		$13,046,202	$79,529,476
099 - Finance General	13,866,881	6,140,448					285,304,068	305,311,397
Total - 0314 - Sewer Fund	**$74,638,508**	**$14,588,961**	**$116,154**	**$6,023,981**	**$448,596**		**$298,352,800**	**$394,169,000**

Summary of Proposed 2020 Appropriations by Funds, Departments, and Object Classifications - Continued

	Personnel Services	Contractual Services	Travel	Commodities	Equipment	Permanent Improvement and Land	Specific Items and Contingencies	Totals
0346 - Library Fund								
038 - Department of Assets, Information, and Services								
2126 - Bureau of Facility Management	$340,000	$9,989,720		$889,895				$11,219,615
2131 - Bureau of Asset Management		1,590,690		3,817,666				5,408,356
2140 - Bureau of Fleet Operations		14,485		19,035				33,520
2145 - Bureau of Information Technology	1,243,370							1,243,370
Total - 038 - Department of Assets, Information, and Services	$1,583,370	$11,594,895		$4,726,596				$17,904,861
091 - Chicago Public Library	65,252,713	5,063,511	17,880	675,811	692,000		20,000	71,721,915
099 - Finance General	11,341,421	416,208			1,077,625		22,005,970	34,841,224
Total - 0346 - Library Fund	**$78,177,504**	**$17,074,614**	**$17,880**	**$5,402,407**	**$1,769,625**		**$22,025,970**	**$124,468,000**
0353 - Emergency Communication Fund								
051 - Office of Public Safety Administration	$12,025,102							$12,025,102
058 - Office of Emergency Management and Communications	54,961,771	43,283,512		842,786	58,150		126,200	99,272,419
099 - Finance General	8,349,899	1,523,580					22,486,000	32,359,479
Total - 0353 - Emergency Communication Fund	**$75,336,772**	**$44,807,092**		**$842,786**	**$58,150**		**$22,612,200**	**$143,657,000**
0355 - Special Events and Municipal Hotel Operators' Occupation Tax Fund								
001 - Office of the Mayor	$363,456							$363,456
015 - City Council	162,990			3,720				166,710
023 - Department of Cultural Affairs and Special Events	6,313,733	6,469,504	10,500	100,000			27,312,769	40,206,506
099 - Finance General	1,266,415	820,476					6,836,437	8,923,328
Total - 0355 - Special Events and Municipal Hotel Operators' Occupation Tax Fund	**$8,106,594**	**$7,289,980**	**$10,500**	**$103,720**			**$34,149,206**	**$49,660,000**
0383 - Motor Fuel Tax Debt Service Fund								
099 - Finance General							$12,405,000	$12,405,000
Total - 0383 - Motor Fuel Tax Debt Service Fund							**$12,405,000**	**$12,405,000**
0510 - Bond Redemption and Interest Series Fund								
099 - Finance General							$612,913,000	$612,913,000
Total - 0510 - Bond Redemption and Interest Series Fund							**$612,913,000**	**$612,913,000**
0516 - Library Bond Redemption Fund								
099 - Finance General							$4,170,000	$4,170,000
Total - 0516 - Library Bond Redemption Fund							**$4,170,000**	**$4,170,000**

D 0018134

Summary of Proposed 2020 Appropriations by Funds, Departments, and Object Classifications - Continued

	Personnel Services	Contractual Services	Travel	Commodities	Equipment	Permanent Improvement and Land	Specific Items and Contingencies	Totals
0521 - Library Note Redemption and Interest Tender Notes Series "B" Fund								
099 - Finance General							$119,775,000	$119,775,000
Total - 0521 - Library Note Redemption and Interest Tender Notes Series "B" Fund							**$119,775,000**	**$119,775,000**
0525 - Emergency Communication Bond Redemption and Interest Fund								
099 - Finance General							$16,428,000	$16,428,000
Total - 0525 - Emergency Communication Bond Redemption and Interest Fund							**$16,428,000**	**$16,428,000**
0549 - City Colleges Bond Redemption and Interest Fund								
099 - Finance General							$36,331,000	$36,331,000
Total - 0549 - City Colleges Bond Redemption and Interest Fund							**$36,331,000**	**$36,331,000**
0610 - Chicago Midway Airport Fund								
003 - Office of Inspector General	$196,748	$26,931	$238	$1,089				$225,006
027 - Department of Finance								
2011 - City Comptroller		$6,552						$6,552
2012 - Accounting and Financial Reporting	165,429	10,720	420	500				177,069
2015 - Financial Strategy and Operations	195,156	32,938	306					228,400
Total - 027 - Department of Finance	$360,585	$50,210	$726	$500				$412,021
028 - City Treasurer	225,102	114,773						339,875
031 - Department of Law	333,815	73,348	5,732	3,240			863	416,998
033 - Department of Human Resources	108,165							108,165
035 - Department of Procurement Services	393,305	11,200	400	200				405,105
038 - Department of Assets, Information, and Services								
2131 - Bureau of Asset Management		$20,533		$7,162,994				$7,183,527
2140 - Bureau of Fleet Operations	1,534,435	574,962		721,111	401,011			3,231,519
Total - 038 - Department of Assets, Information, and Services	$1,534,435	$595,495		$7,884,105	$401,011			$10,415,046
057 - Chicago Police Department	8,720,338						65,000	8,785,338
058 - Office of Emergency Management and Communications	6,774,308	16,681		83,350				6,874,339
059 - Chicago Fire Department	7,661,031	45,000					157,500	7,863,531
085 - Chicago Department of Aviation	24,279,737	90,093,700	12,400	4,072,900	762,900		35,000	119,256,637
099 - Finance General	9,279,991	7,033,493					163,682,455	179,995,939
Total - 0610 - Chicago Midway Airport Fund	**$59,867,560**	**$98,060,831**	**$19,496**	**$12,045,384**	**$1,163,911**		**$163,940,818**	**$335,098,000**

D 0018135

Summary of Proposed 2020 Appropriations by Funds, Departments, and Object Classifications - Continued

	Personnel Services	Contractual Services	Travel	Commodities	Equipment	Permanent Improvement and Land	Specific Items and Contingencies	Totals
Pension Funds							**$1,705,319,000**	**$1,705,319,000**
0740 - Chicago O'Hare Airport Fund								
003 - Office of Inspector General	$975,266	$87,673	$1,000	$4,293				$1,068,232
027 - Department of Finance								
2011 - City Comptroller		$6,552						$6,552
2012 - Accounting and Financial Reporting	2,166,915	89,075		4,500				2,260,490
2015 - Financial Strategy and Operations	173,983	137,500	1,400					312,883
Total - 027 - Department of Finance	$2,340,898	$233,127	$1,400	$4,500				$2,579,925
028 - City Treasurer	787,111	246,490						1,033,601
031 - Department of Law	1,992,407	149,908	4,594	6,480			1,725	2,155,114
033 - Department of Human Resources	287,474	6,245						293,719
035 - Department of Procurement Services	1,591,109	54,000	1,900	600				1,647,609
038 - Department of Assets, Information, and Services								
2131 - Bureau of Asset Management		$484,423		$28,795,594				$29,280,017
2140 - Bureau of Fleet Operations	9,033,123	2,596,581		3,159,320	32,771			14,821,795
Total - 038 - Department of Assets, Information, and Services	$9,033,123	$3,081,004		$31,954,914	$32,771			$44,101,812
057 - Chicago Police Department	25,059,832						160,000	25,219,832
058 - Office of Emergency Management and Communications	4,023,120	16,680		30,890				4,070,690
059 - Chicago Fire Department	28,171,062	176,800					247,500	28,595,362
085 - Chicago Department of Aviation	149,615,155	293,748,200	183,000	19,620,100	5,379,000		2,180,000	470,725,455
099 - Finance General	41,347,971	91,016,357					754,255,321	886,619,649
Total - 0740 - Chicago O'Hare Airport Fund	**$265,224,528**	**$388,816,484**	**$191,894**	**$51,621,777**	**$5,411,771**		**$756,844,546**	**$1,468,111,000**
0994 - Controlled Substances Fund								
057 - Chicago Police Department		$100,000						$100,000
Total - 0994 - Controlled Substances Fund		**$100,000**						**$100,000**
0996 - Affordable Housing Opportunity Fund								
021 - Department of Housing	$813,913	$119,000	$9,000				$44,338,219	$45,280,132
099 - Finance General	127,868						1,139,000	1,266,868
Total - 0996 - Affordable Housing Opportunity Fund	**$941,781**	**$119,000**	**$9,000**				**$45,477,219**	**$46,547,000**

D 0018136

Summary of Proposed 2020 Appropriations by Funds, Departments, and Object Classifications - Continued

	Personnel Services	Contractual Services	Travel	Commodities	Equipment	Permanent Improvement and Land	Specific Items and Contingencies	Totals
0B09 - CTA Real Property Transfer Tax Fund								
099 - Finance General							$60,800,000	$60,800,000
Total - 0B09 - CTA Real Property Transfer Tax Fund							**$60,800,000**	**$60,800,000**
0B21 - Tax Increment Financing Administration Fund								
005 - Office of Budget and Management	$99,624							$99,624
021 - Department of Housing	496,842	145,000						641,842
027 - Department of Finance	555,468	210,000						765,468
028 - City Treasurer	323,270	90,188						413,458
031 - Department of Law	1,203,003							1,203,003
054 - Department of Planning and Development	4,050,262	1,988,075			24,300		125,000	6,187,637
070 - Department of Business Affairs and Consumer Protection							375,000	375,000
099 - Finance General	947,545	556,423					2,249,000	3,752,968
Total - 0B21 - Tax Increment Financing Administration Fund	**$7,676,014**	**$2,989,686**			**$24,300**		**$2,749,000**	**$13,439,000**
0B25 - Chicago Police CTA Detail Fund								
057 - Chicago Police Department	$10,754,000							$10,754,000
Total - 0B25 - Chicago Police CTA Detail Fund	**$10,754,000**							**$10,754,000**
0B26 - Chicago Parking Meters Fund								
027 - Department of Finance		$14,000,000						$14,000,000
Total - 0B26 - Chicago Parking Meters Fund		**$14,000,000**						**$14,000,000**
0B32 - Garbage Collection Fund								
081 - Department of Streets and Sanitation	$64,745,516							$64,745,516
099 - Finance General	80,496	1,102,988						1,183,484
Total - 0B32 - Garbage Collection Fund	**$64,826,012**	**$1,102,988**						**$65,929,000**
0B39 - Human Capital Innovation Fund								
050 - Department of Family and Support Services							$2,174,000	$2,174,000
099 - Finance General							447,000	447,000
Total - 0B39 - Human Capital Innovation Fund							**$2,621,000**	**$2,621,000**

D 0018137

Summary D

Summary of Proposed 2020 Appropriations by Funds, Departments, and Object Classifications - Continued

	Personnel Services	Contractual Services	Travel	Commodities	Equipment	Permanent Improvement and Land	Specific Items and Contingencies	Totals
0B40 - Houseshare Surcharge - Homeless Services Fund								
050 - Department of Family and Support Services							$5,138,000	$5,138,000
099 - Finance General							400,000	400,000
Total - 0B40 - Houseshare Surcharge - Homeless Services Fund							**$5,538,000**	**$5,538,000**
0B41 - Neighborhood Opportunity Fund								
054 - Department of Planning and Development	$611,079	$771,850			$1,000		$40,901,391	$42,285,320
099 - Finance General	37,680						1,028,000	1,065,680
Total - 0B41 - Neighborhood Opportunity Fund	**$648,759**	**$771,850**			**$1,000**		**$41,929,391**	**$43,351,000**
0B42 - Foreign Fire Insurance Tax Fund								
099 - Finance General					$2,759,750	$5,519,500	$2,759,750	$11,039,000
Total - 0B42 - Foreign Fire Insurance Tax Fund					**$2,759,750**	**$5,519,500**	**$2,759,750**	**$11,039,000**
0B43 - Houseshare Surcharge - Domestic Violence Fund								
050 - Department of Family and Support Services		$3,155,000						$3,155,000
099 - Finance General							200,000	200,000
Total - 0B43 - Houseshare Surcharge - Domestic Violence Fund		**$3,155,000**					**$200,000**	**$3,355,000**
Total - All Funds	**$4,029,980,719**	**$1,134,476,173**	**$1,645,480**	**$252,348,544**	**$16,592,108**	**$9,475,815**	**$5,403,925,161**	**$10,848,444,000**
Deduct Transfers between Funds								885,721,000
Total - All Funds								**$9,962,723,000**
Deduct Proceeds of Debt								115,001,000
Net Total - All Funds								**$9,847,722,000**

D 0018138

Summary E

DISTRIBUTION OF PROPOSED APPROPRIATIONS BY FUNCTION AND ORGANIZATION UNITS - 2020

	Corporate Fund	Special Revenue Funds	Pension Funds	Debt Service Funds	Enterprise Funds	Totals
Finance and Administration						
001 - Office of the Mayor	$10,536,458	$363,456				$10,899,914
005 - Office of Budget and Management	3,112,864	99,624			130,356	3,342,844
025 - City Clerk	4,414,362	6,848,371				11,262,733
027 - Department of Finance						
2011 - City Comptroller	$2,737,852				$22,756	$2,760,608
2012 - Accounting and Financial Reporting	5,390,835	765,468			2,706,907	8,863,210
2015 - Financial Strategy and Operations	7,855,588	14,433,356			875,032	23,163,976
2020 - Revenue Services and Operations	50,861,378	1,746,224			8,760,310	61,367,912
Total - 027 - Department of Finance	$66,845,653	$16,945,048			$12,365,005	$96,155,706
028 - City Treasurer	1,659,891	413,458			2,050,687	4,124,036
030 - Department of Administrative Hearings	8,259,831					8,259,831
031 - Department of Law	30,513,054	2,800,157			5,083,606	38,396,817
033 - Department of Human Resources	6,775,115				590,025	7,365,140
035 - Department of Procurement Services	6,792,436				2,340,511	9,132,947
038 - Department of Assets, Information, and Services						
2103 - Bureau of Finance and Administration	$3,388,374					$3,388,374
2126 - Bureau of Facility Management	78,262,891	13,331,302			540,869	92,135,062
2131 - Bureau of Asset Management	53,478,542	37,516,472			61,578,071	152,573,085
2140 - Bureau of Fleet Operations	79,285,365	142,560			29,263,833	108,691,758
2145 - Bureau of Information Technology	25,538,627	1,243,370			6,656,404	33,438,401
Total - 038 - Department of Assets, Information, and Services	$239,953,799	$52,233,704			$98,039,177	$390,226,680
Total - Finance and Administration	**$378,863,463**	**$79,703,818**			**$120,599,367**	**$579,166,648**

D 0018139

Summary E

Distribution of Proposed Appropriations by Function and Organization Units - 2020 - Continued

	Corporate Fund	Special Revenue Funds	Pension Funds	Debt Service Funds	Enterprise Funds	Totals
Infrastructure Services						
081 - Department of Streets and Sanitation						
2005 - Commissioner's Office	$2,376,549					$2,376,549
2006 - Administrative Services Division	2,037,545					2,037,545
2020 - Bureau of Sanitation	93,105,122	72,235,880				165,341,002
2025 - Bureau of Rodent Control	13,073,047					13,073,047
2045 - Bureau of Street Operations	21,386,121	25,506,765				46,892,886
2060 - Bureau of Forestry	19,001,447					19,001,447
2070 - Bureau of Traffic Services		24,912,857				24,912,857
Total - 081 - Department of Streets and Sanitation	$150,979,831	$122,655,502				$273,635,333
084 - Chicago Department of Transportation						
2105 - Commissioner's Office	$2,616,286					$2,616,286
2115 - Division of Administration	5,112,139					5,112,139
2125 - Division of Engineering	8,828,595	8,783,951				17,612,546
2130 - Division of Traffic Safety	16,247,945					16,247,945
2135 - Division of Infrastructure Management		11,885,328				11,885,328
2140 - Division of Sign Management	4,000,690	4,160,563				8,161,253
2145 - Division of Project Development	6,588,451	715,466				7,303,917
2150 - Division of Electrical Operations	9,774,489	24,632,049				34,406,538
2155 - Division of In-House Construction	4,378,901	75,053,853				79,432,754
Total - 084 - Chicago Department of Transportation	$57,547,496	$125,231,210				$182,778,706
085 - Chicago Department of Aviation						
2010 - Chicago Midway Airport					$119,256,637	$119,256,637
2015 - Chicago-O'Hare International Airport					470,725,455	470,725,455
Total - 085 - Chicago Department of Aviation					$589,982,092	$589,982,092
088 - Department of Water Management						
2005 - Commissioner's Office					$12,144,163	$12,144,163
2010 - Bureau of Administrative Support					4,820,655	4,820,655
2015 - Bureau of Engineering Services					11,675,647	11,675,647
2020 - Bureau of Water Supply					92,436,667	92,436,667
2025 - Bureau of Operations and Distribution					166,618,443	166,618,443
2035 - Bureau of Meter Services					10,733,706	10,733,706
Total - 088 - Department of Water Management					$298,429,281	$298,429,281
Total - Infrastructure Services	**$208,527,327**	**$247,886,712**			**$888,411,373**	**$1,344,825,412**

D 0018140

Summary E

Distribution of Proposed Appropriations by Function and Organization Units - 2020 - Continued

	Corporate Fund	Special Revenue Funds	Pension Funds	Debt Service Funds	Enterprise Funds	Totals
Public Safety						
051 - Office of Public Safety Administration	$18,534,945	$12,025,102				$30,560,047
055 - Police Board	1,101,910					1,101,910
057 - Chicago Police Department	1,635,918,179	10,854,000			34,005,170	1,680,777,349
058 - Office of Emergency Management and Communications	26,133,602	99,272,419			10,945,029	136,351,050
059 - Chicago Fire Department	601,264,404				36,458,893	637,723,297
060 - Civilian Office of Police Accountability	13,753,178					13,753,178
Total - Public Safety	**$2,296,706,218**	**$122,151,521**			**$81,409,092**	**$2,500,266,831**
Community Services						
041 - Department of Public Health	$54,960,346					$54,960,346
045 - Commission on Human Relations	1,091,268					1,091,268
048 - Mayor's Office for People with Disabilities	1,915,294					1,915,294
050 - Department of Family and Support Services	92,791,106	10,467,000				103,258,106
091 - Chicago Public Library		71,721,915				71,721,915
Total - Community Services	**$150,758,014**	**$82,188,915**				**$232,946,929**
City Development						
021 - Department of Housing	$15,325,341	$45,921,974				$61,247,315
023 - Department of Cultural Affairs and Special Events		40,206,506				40,206,506
054 - Department of Planning and Development	10,967,319	48,472,957				59,440,276
Total - City Development	**$26,292,660**	**$134,601,437**				**$160,894,097**
Regulatory						
003 - Office of Inspector General	$6,644,426				$3,162,948	$9,807,374
067 - Department of Buildings	24,849,653	502,136			4,633,273	29,985,062
070 - Department of Business Affairs and Consumer Protection	20,643,142	375,000				21,018,142
073 - Chicago Animal Care and Control	7,006,449					7,006,449
077 - License Appeal Commission	188,346					188,346
078 - Board of Ethics	873,629					873,629
Total - Regulatory	**$60,205,645**	**$877,136**			**$7,796,221**	**$68,879,002**

D 0018141

Summary E

Distribution of Proposed Appropriations by Function and Organization Units - 2020 - Continued

	Corporate Fund	Special Revenue Funds	Pension Funds	Debt Service Funds	Enterprise Funds	Totals
Legislative and Elections						
015 - City Council						
1005 - City Council	$22,652,255					$22,652,255
1010 - City Council Committees	4,433,287	761,710				5,194,997
1012 - Council Office of Financial Analysis	309,376					309,376
2295 - Legislative Reference Bureau	377,008					377,008
Total - 015 - City Council	$27,771,926	$761,710				$28,533,636
039 - Board of Election Commissioners	18,377,300					18,377,300
Total - Legislative and Elections	**$46,149,226**	**$761,710**				**$46,910,936**
General Financing Requirements						
099 - Pension Funds			$1,705,319,000			$1,705,319,000
099 - Loss In Collection Of Taxes				22,141,754		22,141,754
099 - Finance General						
Employee Benefits	$450,477,286	$35,948,415			$79,590,796	$566,016,497
Workers' Compensation	39,000,000	13,105,000			18,405,000	70,510,000
Payment of Judgments	39,535,000	11,800			7,201,619	46,748,419
Debt Service	17,711,330	2,200,000		779,880,246	1,155,607,910	1,955,399,486
Other Citywide Expenditures	704,987,831	199,777,536			643,653,622	1,548,418,989
Total - 099 - Finance General	$1,251,711,447	$251,042,751		$779,880,246	$1,904,458,947	$4,187,093,391
Total - General Financing Requirements	**$1,251,711,447**	**$251,042,751**	**$1,705,319,000**	**$802,022,000**	**$1,904,458,947**	**$5,914,554,145**
Total - All Functions	**$4,419,214,000**	**$919,214,000**	**$1,705,319,000**	**$802,022,000**	**$3,002,675,000**	**$10,848,444,000**
Deduct Transfers between Funds						885,721,000
Total - All Functions						**$9,962,723,000**
Deduct Proceeds of Debt						115,001,000
Net Total - All Functions						**$9,847,722,000**

D 0018142

ESTIMATES OF ASSETS AND LIABILITIES AS OF JANUARY 1st, 2020. AND ESTIMATES OF THE AMOUNT OF SUCH ASSETS AND REVENUE WHICH ARE APPROPRIATE FOR THE YEAR 2020.

100 - Corporate Fund

Estimates at January 1, 2020	
Current Assets	$882,067,000
Current Liabilities	801,067,000
Prior Year Assigned and Unassigned Available Resources	**$81,000,000**
Estimated Revenue for 2020	**4,338,214,000**
Total appropriable for charges and expenditures (exclusive of liabilities at January 1, 2020)	**$4,419,214,000**

Detail of Corporate Revenue Estimates for 2020

Local Tax

Municipal Public Utility Tax	
Cable Television	$27,000,000
Electric	97,705,000
Electricity IMF	90,101,000
Gas	92,808,000
Natural Gas Use Tax	33,500,000
Telecommunications	75,000,000
Total	**$416,114,000**

Chicago Sales Tax / HROT	**$74,043,000**

Transaction Taxes	
Lease of Personal Property	$350,351,000
Motor Vehicle Lessor Tax	6,500,000
Real Property Transfer	152,000,000
Total	**$508,851,000**

Transportation Taxes	
Ground Transportation Tax	$190,554,000
Parking Tax	138,557,000
Vehicle Fuel Tax	54,475,000
Total	**$383,586,000**

Recreation Taxes	
Amusement Tax	$193,954,000
Auto Amusement Tax	390,000
Boat Mooring Tax	1,300,000
Cannabis Excise Tax	1,580,000
Liquor Tax	32,700,000
Municipal Cigarette Tax	18,200,000
Non-Alcoholic Beverage Tax	24,800,000
Off Track Betting Tax	425,000
Total	**$273,349,000**

Business Taxes	
Hotel Tax	$128,500,000
Shopping Bag Tax	5,900,000
Total	**$134,400,000**

Detail of Corporate Revenue Estimates for 2020 - Continued

Proceeds and Transfers In

Proceeds and Transfers In	
Parking Meter Revenue Replacement Fund Interest	$4,000,000
Proceeds and Transfers in - Other	8,000,000
Sales Tax Securitization Corporation Residual	615,510,000
Skyway Long-Term Reserve Interest	15,000,000
Total	**$642,510,000**

Intergovernmental Revenue

State Income Tax	**$269,780,000**
Personal Property Replacement Tax	**$157,223,000**
Municipal Auto Rental Tax	**$4,150,000**
Reimbursements for City Services	**$2,000,000**

Local Non-Tax Revenue

Licenses, Permits, and Certificates	
Alcohol Dealers' License	$12,800,000
Building Permits	40,000,000
Business License	22,100,000
Other Permits and Certificates	47,900,000
Prior Period Fines	5,500,000
Total	**$128,300,000**
Fines, Forfeitures and Penalties	**$342,700,000**

Charges for Services	
Current Expense	$7,100,000
Information	1,000,000
Inspection	13,000,000
Other Charges	30,100,000
Safety	409,000,000
Total	**$460,200,000**
Municipal Parking	**$7,600,000**

Leases, Rentals and Sales	
Rentals and Leases	$25,000,000
Sale of Land and Buildings	5,000,000
Sale of Materials	700,000
Vacation of Streets and Alleys	3,000,000
Total	**$33,700,000**
Interest Income	**$3,500,000**

Internal Service Earnings	
Enterprise Funds	$177,111,000
Intergovernmental Funds	114,913,000
Other Reimbursements	14,768,000
Special Revenue Funds	54,671,000
Total	**$361,463,000**

Detail of Corporate Revenue Estimates for 2020 - Continued

Local Non-Tax Revenue

Other Revenue	$134,745,000
Total Revenue - Corporate Fund	**$4,338,214,000**

DETAIL OF REVENUE ESTIMATES FOR 2020

0200 - Water Fund

Estimates at January 1, 2020		
Current Assets		$29,924,000
Current Liabilities		5,924,000
Prior Year Available Resources		**$24,000,000**
Estimated Revenue for 2020		
Miscellaneous and Other	$20,300,000	
Transfers In	10,000,000	
Water Rates	740,997,000	
Capital Funding	10,000,000	
Total appropriable revenue		**781,297,000**
Total appropriable for charges and expenditures (exclusive of liabilities at January 1, 2020)		**$805,297,000**

0300 - Vehicle Tax Fund

Estimates at January 1, 2020		
Current Assets		$74,235,000
Current Liabilities		74,235,000
Prior Year Available Resources		**$0**
Estimated Revenue for 2020		
Transfers In	$625,000	
Contracted Abandoned Auto Towing	15,000	
Impoundment Fees	9,600,000	
Other Reimbursements	36,701,000	
Other Revenue	2,400,000	
Pavement Cut Fees	16,200,000	
Sale of Impounded Automobiles	3,500,000	
Vehicle Tax	129,000,000	
Total appropriable revenue		**198,041,000**
Total appropriable for charges and expenditures		**$198,041,000**

0310 - Motor Fuel Tax Fund

Estimates at January 1, 2020		
Current Assets		$38,705,000
Current Liabilities		21,243,000
Prior Year Available Resources		**$17,462,000**
Estimated Revenue for 2020		
Distributive Share of Sate Motor Fuel Tax	$108,453,000	
Total appropriable revenue		**108,453,000**
Total appropriable for charges and expenditures (exclusive of liabilities at January 1, 2020)		**$125,915,000**

0314 - Sewer Fund

Estimates at January 1, 2020		
Current Assets		$15,460,000
Current Liabilities		3,460,000
Prior Year Available Resources		**$12,000,000**
Estimated Revenue for 2020		
Miscellaneous and Other	$13,000,000	
Sewer Rates	365,069,000	
Capital Funding	4,100,000	
Total appropriable revenue		**382,169,000**
Total appropriable for charges and expenditures (exclusive of liabilities at January 1, 2020)		**$394,169,000**

0346 - Library Fund

Estimates at January 1, 2020		
Current Assets		$17,966,000
Current Liabilities		10,199,000
Prior Year Available Resources		**$7,767,000**
Estimated Revenue for 2020		
Transfers In	$835,000	
Other Revenue	600,000	
Proceeds of Debt	115,001,000	
Fine Receipts	100,000	
Rental of Facilities	165,000	
Total appropriable revenue		**116,701,000**
Total appropriable for charges and expenditures (exclusive of liabilities at January 1, 2020)		**$124,468,000**

0353 - Emergency Communication Fund

Estimates at January 1, 2020		
Current Assets		$50,877,000
Current Liabilities		39,300,000
Prior Year Available Resources		**$11,577,000**
Estimated Revenue for 2020		
Telephone Surcharge	$132,080,000	
Total appropriable revenue		**132,080,000**
Total appropriable for charges and expenditures (exclusive of liabilities at January 1, 2020)		**$143,657,000**

0355 - Special Events and Municipal Hotel Operators' Occupation Tax Fund

Estimates at January 1, 2020		
Current Assets		$8,185,000
Current Liabilities		8,185,000
Prior Year Available Resources		**$0**
Estimated Revenue for 2020		
Other Revenue	$7,700,000	
Hotel Operators' Occupation Tax	28,260,000	
Recreation Fees and Charges	12,000,000	
Rental and Charges	1,700,000	
Total appropriable revenue		**49,660,000**
Total appropriable for charges and expenditures		**$49,660,000**

0383 - Motor Fuel Tax Debt Service Fund

Estimates at January 1, 2020		
Current Assets		$16,745,000
Current Liabilities		14,769,000
Prior Year Available Resources		**$1,976,000**
Estimated Revenue for 2020		
Other Revenue	$5,614,000	
Distributive Share of Sate Motor Fuel Tax	4,815,000	
Total appropriable revenue		**10,429,000**
Total appropriable for charges and expenditures (exclusive of liabilities at January 1, 2020)		**$12,405,000**

0510 - Bond Redemption and Interest Series Fund

Estimates at January 1, 2020		
Current Assets		$702,952,000
Current Liabilities		702,952,000
Prior Year Available Resources		**$0**
Estimated Revenue for 2020		
Other Revenue	$207,760,000	
Property Tax Levy (Net Abatement)	405,153,000	
Total appropriable revenue		**612,913,000**
Total appropriable for charges and expenditures		**$612,913,000**

0516 - Library Bond Redemption Fund

Estimates at January 1, 2020		
Current Assets		$7,158,000
Current Liabilities		7,158,000
Prior Year Available Resources		**$0**
Estimated Revenue for 2020		
Other Revenue	$4,170,000	
Total appropriable revenue		**4,170,000**
Total appropriable for charges and expenditures		**$4,170,000**

0521 - Library Note Redemption and Interest Tender Notes Series "B" Fund

Estimates at January 1, 2020		
Current Assets		$85,207,000
Current Liabilities		84,788,000
Prior Year Available Resources		**$419,000**
Estimated Revenue for 2020		
Property Tax Levy (Net Abatement)	$119,356,000	
Total appropriable revenue		**119,356,000**
Total appropriable for charges and expenditures (exclusive of liabilities at January 1, 2020)		**$119,775,000**

0525 - Emergency Communication Bond Redemption and Interest Fund

Estimates at January 1, 2020		
Current Assets		$831,000
Current Liabilities		831,000
Prior Year Available Resources		**$0**
Estimated Revenue for 2020		
Telephone Surcharge	$16,428,000	
Total appropriable revenue		**16,428,000**
Total appropriable for charges and expenditures		**$16,428,000**

0549 - City Colleges Bond Redemption and Interest Fund

Estimates at January 1, 2020		
Current Assets		$70,719,000
Current Liabilities		65,898,000
Prior Year Available Resources		**$4,821,000**
Estimated Revenue for 2020		
Other Revenue	$2,500,000	
Property Tax Levy (Net Abatement)	29,010,000	
Total appropriable revenue		**31,510,000**
Total appropriable for charges and expenditures (exclusive of liabilities at January 1, 2020)		**$36,331,000**

0610 - Chicago Midway Airport Fund

Estimates at January 1, 2020		
Current Assets		$2,086,000
Current Liabilities		2,086,000
Prior Year Available Resources		**$0**
Estimated Revenue for 2020		
Total From Rates and Charges	$335,098,000	
Total appropriable revenue		**335,098,000**
Total appropriable for charges and expenditures		**$335,098,000**

0681 - Municipal Employees' Annuity and Benefit Fund

Estimates at January 1, 2020		
Current Assets		$338,873,000
Current Liabilities		338,873,000
Prior Year Available Resources		**$0**
Estimated Revenue for 2020		
Property Tax Levy (Net Abatement)	$119,406,000	
Library Property Tax Levy	5,300,000	
Water and Sewer Utility Tax	216,568,000	
Corporate Fund Pension Allocation	81,271,000	
Water Fund Pension Allocation	33,014,000	
Sewer Fund Pension Allocation	8,960,000	
Midway Fund Pension Allocation	7,215,000	
O'Hare Fund Pension Allocation	35,130,000	
Library Pension Residual Allocation After Property Tax Levy	3,141,000	
Emergency Communication Pension Allocation	14,529,000	
Total appropriable revenue		**524,534,000**
Total appropriable for charges and expenditures		**$524,534,000**

0682 - Laborers' and Retirement Board Annuity and Benefit Fund

Estimates at January 1, 2020		
Current Assets		$47,544,000
Current Liabilities		47,544,000
Prior Year Available Resources		**$0**
Estimated Revenue for 2020		
Property Tax Levy (Net Abatement)	$11,070,000	
Corporate Fund Pension Allocation	35,202,000	
Water Fund Pension Allocation	11,363,000	
Sewer Fund Pension Allocation	8,159,000	
Midway Fund Pension Allocation	1,169,000	
O'Hare Fund Pension Allocation	5,037,000	
Total appropriable revenue		**72,000,000**
Total appropriable for charges and expenditures		**$72,000,000**

0683 - Policemen's Annuity and Benefit Fund

Estimates at January 1, 2020		
Current Assets		$537,777,000
Current Liabilities		537,777,000
Prior Year Available Resources		**$0**
Estimated Revenue for 2020		
Property Tax Levy (Net Abatement)	$592,661,000	
Corporate Fund Pension Allocation	128,264,000	
Midway Fund Pension Allocation	4,129,000	
O'Hare Fund Pension Allocation	12,473,000	
Total appropriable revenue		**737,527,000**
Total appropriable for charges and expenditures		**$737,527,000**

0684 - Firemen's Annuity and Benefit Fund

Estimates at January 1, 2020		
Current Assets		$226,991,000
Current Liabilities		226,991,000
Prior Year Available Resources		**$0**
Estimated Revenue for 2020		
Property Tax Levy (Net Abatement)	$257,077,000	
Corporate Fund Pension Allocation	90,758,000	
Midway Fund Pension Allocation	5,019,000	
O'Hare Fund Pension Allocation	18,404,000	
Total appropriable revenue		**371,258,000**
Total appropriable for charges and expenditures		**$371,258,000**

0740 - Chicago O'Hare Airport Fund

Estimates at January 1, 2020		
Current Assets		$12,249,000
Current Liabilities		12,249,000
Prior Year Available Resources		**$0**
Estimated Revenue for 2020		
Total From Rates and Charges	$1,468,111,000	
Total appropriable revenue		**1,468,111,000**
Total appropriable for charges and expenditures		**$1,468,111,000**

0994 - Controlled Substances Fund

Estimated Revenue for 2020		
Fines, Forfeitures and Penalties	$100,000	
Total appropriable revenue		**100,000**
Total appropriable for charges and expenditures		**$100,000**

0996 - Affordable Housing Opportunity Fund

Estimates at January 1, 2020		
Current Assets		$47,756,000
Current Liabilities		34,807,000
Prior Year Available Resources		**$12,949,000**
Estimated Revenue for 2020		
Building Permits	$32,783,000	
Current Expense	815,000	
Total appropriable revenue		**33,598,000**
Total appropriable for charges and expenditures (exclusive of liabilities at January 1, 2020)		**$46,547,000**

0B09 - CTA Real Property Transfer Tax Fund

Estimates at January 1, 2020		
Current Assets		$6,943,000
Current Liabilities		6,943,000
Prior Year Available Resources		**$0**
Estimated Revenue for 2020		
Real Property Transfer	$60,800,000	
Total appropriable revenue		**60,800,000**
Total appropriable for charges and expenditures		**$60,800,000**

0B21 - Tax Increment Financing Administration Fund

Estimates at January 1, 2020		
Current Assets		$192,000
Current Liabilities		192,000
Prior Year Available Resources		**$0**
Estimated Revenue for 2020		
Tax Increment Financing Administrative Reimbursement	$13,439,000	
Total appropriable revenue		**13,439,000**
Total appropriable for charges and expenditures		**$13,439,000**

0B25 - Chicago Police CTA Detail Fund

Estimated Revenue for 2020		
Safety	$10,754,000	
Total appropriable revenue		**10,754,000**
Total appropriable for charges and expenditures		**$10,754,000**

0B26 - Chicago Parking Meters Fund

Estimated Revenue for 2020		
Municipal Parking	$14,000,000	
Total appropriable revenue		**14,000,000**
Total appropriable for charges and expenditures		**$14,000,000**

0B32 - Garbage Collection Fund

Estimates at January 1, 2020		
Current Assets		$7,833,000
Current Liabilities		4,904,000
Prior Year Available Resources		**$2,929,000**
Estimated Revenue for 2020		
Sanitation	$63,000,000	
Total appropriable revenue		**63,000,000**
Total appropriable for charges and expenditures (exclusive of liabilities at January 1, 2020)		**$65,929,000**

0B39 - Human Capital Innovation Fund

Estimates at January 1, 2020		
Current Assets		$10,182,000
Current Liabilities		7,561,000
Prior Year Available Resources		**$2,621,000**
Estimated Revenue for 2020		
Total appropriable revenue		**$0**
Total appropriable for charges and expenditures (exclusive of liabilities at January 1, 2020)		**$2,621,000**

0B40 - Houseshare Surcharge - Homeless Services Fund

Estimates at January 1, 2020		
Current Assets		$538,000
Current Liabilities		0
Prior Year Available Resources		**$538,000**
Estimated Revenue for 2020		
Hotel Tax Surcharge	$5,000,000	
Total appropriable revenue		**5,000,000**
Total appropriable for charges and expenditures (exclusive of liabilities at January 1, 2020)		**$5,538,000**

0B41 - Neighborhood Opportunity Fund

Estimates at January 1, 2020		
Current Assets		$42,362,000
Current Liabilities		42,362,000
Prior Year Available Resources		**$0**
Estimated Revenue for 2020		
Building Permits	$43,351,000	
Total appropriable revenue		**43,351,000**
Total appropriable for charges and expenditures		**$43,351,000**

0B42 - Foreign Fire Insurance Tax Fund

Estimates at January 1, 2020		
Current Assets		$5,539,000
Current Liabilities		0
Prior Year Available Resources		**$5,539,000**
Estimated Revenue for 2020		
Foreign Fire Insurance Tax	$5,500,000	
Total appropriable revenue		**5,500,000**
Total appropriable for charges and expenditures (exclusive of liabilities at January 1, 2020)		**$11,039,000**

0B43 - Houseshare Surcharge - Domestic Violence Fund

Estimates at January 1, 2020		
Current Assets		$855,000
Current Liabilities		0
Prior Year Available Resources		**$855,000**
Estimated Revenue for 2020		
Hotel Tax Surcharge	$2,500,000	
Total appropriable revenue		**2,500,000**
Total appropriable for charges and expenditures (exclusive of liabilities at January 1, 2020)		**$3,355,000**

APPROPRIATION FOR LIABILITIES AT JANUARY 1, 2020

For liabilities (including commitments on contracts) at January 1, 2020 in accordance with the estimates thereof for the several funds as follows:

Fund No.		Amounts Appropriated
0100	Corporate Fund	$801,067,000
0200	Water Fund	5,924,000
0300	Vehicle Tax Fund	74,235,000
0310	Motor Fuel Tax Fund	21,243,000
0314	Sewer Fund	3,460,000
0346	Library Fund	10,199,000
0353	Emergency Communication Fund	39,300,000
0355	Special Events and Municipal Hotel Operators' Occupation Tax Fund	8,185,000
0383	Motor Fuel Tax Debt Service Fund	14,769,000
0510	Bond Redemption and Interest Series Fund	702,952,000
0516	Library Bond Redemption Fund	7,158,000
0521	Library Note Redemption and Interest Tender Notes Series "B" Fund	84,788,000
0525	Emergency Communication Bond Redemption and Interest Fund	831,000
0549	City Colleges Bond Redemption and Interest Fund	65,898,000
0610	Chicago Midway Airport Fund	2,086,000
0681	Municipal Employees' Annuity and Benefit Fund	338,873,000
0682	Laborers' and Retirement Board Annuity and Benefit Fund	47,544,000
0683	Policemen's Annuity and Benefit Fund	537,777,000
0684	Firemen's Annuity and Benefit Fund	226,991,000
0740	Chicago O'Hare Airport Fund	12,249,000
0996	Affordable Housing Opportunity Fund	34,807,000
0B09	CTA Real Property Transfer Tax Fund	6,943,000
0B21	Tax Increment Financing Administration Fund	192,000
0B32	Garbage Collection Fund	4,904,000
0B39	Human Capital Innovation Fund	7,561,000
0B41	Neighborhood Opportunity Fund	42,362,000
	Total for Liabilities at January 1, 2020	**$3,102,298,000**

0200 - Water Fund
003 - OFFICE OF INSPECTOR GENERAL

(003/1005/2005)

	Appropriations	Amount
0000 Personnel Services		
0005	Salaries and Wages - on Payroll	$1,059,600
0015	Schedule Salary Adjustments	11,149
0000 Personnel Services - Total*		**$1,070,749**
0100 Contractual Services		
0130	Postage	$308
0138	For Professional Services for Information Technology Maintenance	7,220
0140	For Professional and Technical Services and Other Third Party Benefit Agreements	1,268
0143	Court Reporting	9,808
0149	For Software Maintenance and Licensing	24,946
0157	Rental of Equipment and Services	7,530
0159	Lease Purchase Agreements for Equipment and Machinery	1,016
0162	Repair/Maintenance of Equipment	1,632
0166	Dues, Subscriptions and Memberships	2,306
0169	Technical Meeting Costs	14,712
0181	Mobile Communication Services	3,974
0189	Telephone - Non-Centrex Billings	7,472
0100 Contractual Services - Total*		**$82,192**
0200 Travel		
0245	Reimbursement to Travelers	$252
0270	Local Transportation	952
0200 Travel - Total*		**$1,204**
0300 Commodities and Materials		
0320	Gasoline	$386
0340	Material and Supplies	832
0348	Books and Related Material	131
0350	Stationery and Office Supplies	3,269
0300 Commodities and Materials - Total*		**$4,618**
0700	**Contingencies**	**1,215**
Appropriation Total*		**$1,159,978**

Positions and Salaries

	Position	No	Rate
3010 - Operations			
1718	Chief Forensic Data Analyst	1	$110,052
0641	Forensic Data Analyst	1	82,368
0634	Data Services Administrator	1	82,788
	Schedule Salary Adjustments		1,057
Section Position Total		**3**	**$276,265**
3015 - Legal			
1368	Compliance Officer	1	$75,408
1262	Assistant Inspector General	1	105,156
1215	Chief Assistant Inspector General	1	117,984
	Schedule Salary Adjustments		2,423
Section Position Total		**3**	**$300,971**
3020 - Investigations			
1222	Investigator III - IG	1	$98,148
1222	Investigator III - IG	1	82,368
1221	Investigator II - IG	1	70,140
	Schedule Salary Adjustments		2,539
Section Position Total		**3**	**$253,195**
3027 - Audit and Program Review			
9659	Deputy Inspector General	1	$133,032
1125	Performance Analyst	2	67,464
	Schedule Salary Adjustments		5,130
Section Position Total		**3**	**$273,090**
Position Total		**12**	**$1,103,521**
	Turnover		**(32,772)**
Position Net Total		**12**	**$1,070,749**

0200 - Water Fund
005 - OFFICE OF BUDGET AND MANAGEMENT

(005/1005/2005)

Appropriations		Amount
0000 Personnel Services		
0005	Salaries and Wages - on Payroll	130,356
0000 Personnel Services - Total*		**$130,356**
Appropriation Total*		**$130,356**

Positions and Salaries

Position		No	Rate
3050 - Revenue and Expenditure Analysis			
1120	Managing Deputy Budget Director	1	$130,356
Section Position Total		**1**	**$130,356**
Position Total		**1**	**$130,356**

0200 - Water Fund
027 - DEPARTMENT OF FINANCE
1005 - FINANCE / 2011 - CITY COMPTROLLER

(027/1005/2011)

	Appropriations	Amount
0100 Contractual Services		
0140	For Professional and Technical Services and Other Third Party Benefit Agreements	4,552
0100 Contractual Services - Total*		**$4,552**
Appropriation Total*		**$4,552**

(027/1005/2012)

	Appropriations	Amount
0000 Personnel Services		
0005	Salaries and Wages - on Payroll	269,348
0000 Personnel Services - Total*		**$269,348**
Appropriation Total*		**$269,348**

Positions and Salaries

	Position	No	Rate
3019 - Accounting and Financial Reporting			
4054 - Enterprise Auditing and Accounting			
0120	Supervisor of Accounting	1	$82,368
0104	Accountant IV	1	107,208
0103	Accountant III	1	98,292
Subsection Position Total		**3**	**$287,868**
Section Position Total		**3**	**$287,868**
Position Total		**3**	**$287,868**
	Turnover		**(18,520)**
Position Net Total		**3**	**$269,348**

(027/1005/2015)

	Appropriations	Amount
0000 Personnel Services		
0005	Salaries and Wages - on Payroll	$245,685
0015	Schedule Salary Adjustments	1,024
0000 Personnel Services - Total*		**$246,709**
0100 Contractual Services		
0140	For Professional and Technical Services and Other Third Party Benefit Agreements	$20,994
0149	For Software Maintenance and Licensing	10,640
0154	For the Rental and Maintenance of Data Processing, Office Automation and Data Communications Hardware	20,000
0166	Dues, Subscriptions and Memberships	432
0100 Contractual Services - Total*		**$52,066**
0200 Travel		
0245	Reimbursement to Travelers	382
0200 Travel - Total*		**$382**
Appropriation Total*		**$299,157**

Positions and Salaries

	Position	No	Rate
3017 - Financial Operations			
4026 - Cash Management and Disbursements			
1501	Central Voucher Coordinator	1	$64,872
1501	Central Voucher Coordinator	1	42,960
0192	Auditor II	1	98,292
0190	Accounting Technician II	1	47,160
	Schedule Salary Adjustments		1,024
Subsection Position Total		**4**	**$254,308**
Section Position Total		**4**	**$254,308**
Position Total		**4**	**$254,308**
	Turnover		**(7,599)**
Position Net Total		**4**	**$246,709**

(027/1005/2020)

	Appropriations	Amount
0000 Personnel Services		
0005	Salaries and Wages - on Payroll	$2,576,265
0015	Schedule Salary Adjustments	16,383
0000 Personnel Services - Total*		**$2,592,648**
0100 Contractual Services		
0125	Office and Building Services	$750
0130	Postage	1,350,000
0140	For Professional and Technical Services and Other Third Party Benefit Agreements	4,669,193
0149	For Software Maintenance and Licensing	7,200
0156	Lock Box Rental	1,577
0159	Lease Purchase Agreements for Equipment and Machinery	18,542
0100 Contractual Services - Total*		**$6,047,262**
0300 Commodities and Materials		
0340	Material and Supplies	$3,400
0350	Stationery and Office Supplies	25,000
0300 Commodities and Materials - Total*		**$28,400**
9400 Internal Transfers and Reimbursements		
9438	For Services Provided by the Department of Assets, Information, and Services	15,000
9400 Internal Transfers and Reimbursements - Total		**$15,000**
Appropriation Total*		**$8,683,310**

Department Total	**$9,256,367**

Positions and Salaries

	Position	No	Rate
3154 - Payment Processing			
4641 - Cashiering			
0432	Supervising Clerk	1	$85,704
0432	Supervising Clerk	1	81,840
0235	Payment Services Representative	1	74,568
0235	Payment Services Representative	1	71,220
0235	Payment Services Representative	1	67,944
0235	Payment Services Representative	1	64,872
0235	Payment Services Representative	1	48,600
0235	Payment Services Representative	2	42,960
	Schedule Salary Adjustments		9,294
Subsection Position Total		**9**	**$589,962**

3154 - Payment Processing - Continued

	Position	No	Rate
4642 - Reconciliation			
0144	Fiscal Policy Analyst	1	$86,856
0104	Accountant IV	1	107,208
0103	Accountant III	1	73,200
	Schedule Salary Adjustments		153
Subsection Position Total		**3**	**$267,417**
Section Position Total		**12**	**$857,379**

3220 - Accounts Receivable

4205 - Billing Exceptions and Escalation			
9684	Deputy Director	1	$124,056
0431	Clerk IV	4	42,960
0325	Supervisor of Customer Accounts	1	93,984
0325	Supervisor of Customer Accounts	1	89,808
0320	Assistant to the Commissioner	1	87,564
0308	Staff Assistant	1	98,496
0308	Staff Assistant	1	85,704
0308	Staff Assistant	1	81,840
0306	Assistant Director	1	100,620
0216	Manager of Customer Services	1	100,620
0189	Accounting Technician I	2	74,568
0189	Accounting Technician I	1	71,220
0189	Accounting Technician I	1	64,872
0189	Accounting Technician I	2	42,960
0167	Manager of Revenue Collections	1	102,768
0167	Manager of Revenue Collections	1	93,864
0102	Accountant II	1	61,320
0101	Accountant I	1	60,132
0101	Accountant I	2	55,656
	Schedule Salary Adjustments		6,936
Subsection Position Total		**25**	**$1,842,012**
Section Position Total		**25**	**$1,842,012**

Position Total	**37**	**$2,699,391**
Turnover		**(106,743)**
Position Net Total	**37**	**$2,592,648**

Department Position Total	**44**	**$3,241,567**
Turnover		**(132,862)**
Department Position Net Total	**44**	**$3,108,705**

0200 - Water Fund
028 - CITY TREASURER

(028/1005/2005)

	Appropriations	Amount
0000 Personnel Services		
0005	Salaries and Wages - on Payroll	309,904
0000 Personnel Services - Total*		**$309,904**
0100 Contractual Services		
0138	For Professional Services for Information Technology Maintenance	$50,000
0139	For Professional Services for Information Technology Development	40,238
0140	For Professional and Technical Services and Other Third Party Benefit Agreements	51,212
0100 Contractual Services - Total*		**$141,450**
Appropriation Total*		**$451,354**

Positions and Salaries

	Position	No	Rate
3010 - Portfolio Management			
9676	Assistant City Treasurer	1	$121,560
9676	Assistant City Treasurer	1	84,972
Section Position Total		**2**	**$206,532**
3020 - Administration			
0340	Assistant to the City Treasurer	1	$60,054
Section Position Total		**1**	**$60,054**
3025 - Economic Development			
1430	Policy Analyst	1	$52,748
Section Position Total		**1**	**$52,748**
Position Total		**4**	**$319,334**
	Turnover		**(9,430)**
Position Net Total		**4**	**$309,904**

0200 - Water Fund
031 - DEPARTMENT OF LAW

(031/1005/2005)

	Appropriations	Amount
0000 Personnel Services		
0005	Salaries and Wages - on Payroll	$1,443,396
0015	Schedule Salary Adjustments	1,991
0020	Overtime	869
0039	For the Employment of Students as Trainees	422
0000 Personnel Services - Total*		**$1,446,678**
0100 Contractual Services		
0130	Postage	$4,235
0138	For Professional Services for Information Technology Maintenance	13,074
0140	For Professional and Technical Services and Other Third Party Benefit Agreements	51,130
0141	Appraisals	1,000
0143	Court Reporting	57,583
0145	Legal Expenses	12,813
0149	For Software Maintenance and Licensing	12,011
0150	Publications and Reproduction - Outside Services. To Be Expended with the Prior Approval of Graphics Services	333
0157	Rental of Equipment and Services	935
0159	Lease Purchase Agreements for Equipment and Machinery	8,832
0162	Repair/Maintenance of Equipment	1,202
0166	Dues, Subscriptions and Memberships	5,689
0169	Technical Meeting Costs	1,959
0178	Freight and Express Charges	644
0181	Mobile Communication Services	1,219
0190	Telephone - Centrex Billings	6,447
0100 Contractual Services - Total*		**$179,106**
0200 Travel		
0229	Transportation and Expense Allowance	$327
0245	Reimbursement to Travelers	1,600
0270	Local Transportation	1,970
0200 Travel - Total*		**$3,897**
0300 Commodities and Materials		
0348	Books and Related Material	$3,358
0350	Stationery and Office Supplies	4,094
0300 Commodities and Materials - Total*		**$7,452**
9400 Internal Transfers and Reimbursements		
9438	For Services Provided by the Department of Assets, Information, and Services	1,323
9400 Internal Transfers and Reimbursements - Total		**$1,323**
Appropriation Total*		**$1,638,456**

Positions and Salaries

	Position	No	Rate
3019 - Torts			
4002 - Water Torts			
1673	Assistant Corporation Counsel III	1	$81,744
1652	Chief Assistant Corporation Counsel	1	130,884
1641	Assistant Corporation Counsel Supervisor	1	130,020
1641	Assistant Corporation Counsel Supervisor	1	107,988
Subsection Position Total		**4**	**$450,636**
Section Position Total		**4**	**$450,636**
3022 - Employment Litigation			
4007 - Water Employment Litigation			
1673	Assistant Corporation Counsel III	1	$67,908
Subsection Position Total		**1**	**$67,908**
Section Position Total		**1**	**$67,908**
3028 - Labor			
4012 - Water Labor			
1672	Assistant Corporation Counsel II	1	$74,508
1641	Assistant Corporation Counsel Supervisor	1	113,124
1611	Case Analyst - Law	1	91,752
	Schedule Salary Adjustments		1,991
Subsection Position Total		**3**	**$281,375**
Section Position Total		**3**	**$281,375**
3039 - Investigations and Prosecutions			
4039 - Legal Information			
1674	Assistant Corporation Counsel Senior	1	$103,092
1652	Chief Assistant Corporation Counsel	1	130,884
1643	Assistant Corporation Counsel I	1	74,508
Subsection Position Total		**3**	**$308,484**
Section Position Total		**3**	**$308,484**
3249 - Collections, Ownership and Administrative Litigation			
1650	Deputy Corporation Counsel	1	$143,976
1643	Assistant Corporation Counsel I	1	74,508
Section Position Total		**2**	**$218,484**
3644 - Finance and Economic Development			
1641	Assistant Corporation Counsel Supervisor	1	$118,500
Section Position Total		**1**	**$118,500**
Position Total		**14**	**$1,445,387**

0200 - Water Fund
033 - DEPARTMENT OF HUMAN RESOURCES

(033/1005/2005)

	Appropriations	Amount
0000 Personnel Services		
0005	Salaries and Wages - on Payroll	$182,224
0015	Schedule Salary Adjustments	1,901
0000 Personnel Services - Total*		**$184,125**
0100 Contractual Services		
0140	For Professional and Technical Services and Other Third Party Benefit Agreements	3,808
0100 Contractual Services - Total*		**$3,808**
0300 Commodities and Materials		
0350	Stationery and Office Supplies	208
0300 Commodities and Materials - Total*		**$208**
Appropriation Total*		**$188,141**

Positions and Salaries

	Position	No	Rate
3040 - Employment Services, Hiring and Compensation			
4045 - Hiring Classification			
1370	Testing Administrator	1	$76,872
	Schedule Salary Adjustments		380
Subsection Position Total		**1**	**$77,252**
Section Position Total		**1**	**$77,252**
3720 - Employment Services, Hiring and Compensation			
1380	Recruiter	1	$110,988
	Schedule Salary Adjustments		1,521
Section Position Total		**1**	**$112,509**
Position Total		**2**	**$189,761**
	Turnover		**(5,636)**
Position Net Total		**2**	**$184,125**

0200 - Water Fund
035 - DEPARTMENT OF PROCUREMENT SERVICES

(035/1005/2005)

	Appropriations	Amount
0000 Personnel Services		
0005	Salaries and Wages - on Payroll	$280,523
0015	Schedule Salary Adjustments	7,274
0000 Personnel Services - Total*		**$287,797**
Appropriation Total*		**$287,797**

Positions and Salaries

	Position	No	Rate
3012 - Contract Management			
4120 - Construction			
1507	Procurement Specialist	1	$73,824
	Schedule Salary Adjustments		2,044
Subsection Position Total		**1**	**$75,868**
4126 - Commodities			
1507	Procurement Specialist	1	$73,824
1507	Procurement Specialist	1	68,352
	Schedule Salary Adjustments		3,700
Subsection Position Total		**2**	**$145,876**
Section Position Total		**3**	**$221,744**
3022 - Certification and Compliance			
1504	Certification / Compliance Officer	1	$73,200
	Schedule Salary Adjustments		1,530
Section Position Total		**1**	**$74,730**
Position Total		**4**	**$296,474**
	Turnover		**(8,677)**
Position Net Total		**4**	**$287,797**

2126 - BUREAU OF FACILITY MANAGEMENT

(038/1005/2126)

	Appropriations	Amount
0100 Contractual Services		
0125	Office and Building Services	$445,780
0140	For Professional and Technical Services and Other Third Party Benefit Agreements	88,627
0100 Contractual Services - Total*		**$534,407**
0300 Commodities and Materials		
0313	Cleaning and Sanitation Supplies	6,462
0300 Commodities and Materials - Total*		**$6,462**
Appropriation Total*		**$540,869**

2131 - BUREAU OF ASSET MANAGEMENT

(038/1005/2131)

	Appropriations	Amount
0100 Contractual Services		
0140	For Professional and Technical Services and Other Third Party Benefit Agreements	$171,104
0155	Rental of Property	340,191
0100 Contractual Services - Total*		**$511,295**
0300 Commodities and Materials		
0315	Motor Vehicle Diesel Fuel	$1,192,193
0320	Gasoline	230,156
0322	Natural Gas	9,484,761
0331	Electricity	12,329,159
0300 Commodities and Materials - Total*		**$23,236,269**
Appropriation Total*		**$23,747,564**

2140 - BUREAU OF FLEET OPERATIONS

(038/1005/2140)

	Appropriations	Amount
0000 Personnel Services		
0005	Salaries and Wages - on Payroll	$4,421,641
0012	Contract Wage Increment - Prevailing Rate	45,022
0015	Schedule Salary Adjustments	2,093
0020	Overtime	120,000
0000 Personnel Services - Total*		**$4,588,756**
0100 Contractual Services		
0140	For Professional and Technical Services and Other Third Party Benefit Agreements	$395,810
0149	For Software Maintenance and Licensing	24,253
0162	Repair/Maintenance of Equipment	107,000
0176	Maintenance and Operation of City Owned Vehicles	207,334
0100 Contractual Services - Total*		**$734,397**
0300 Commodities and Materials		
0360	Repair Parts and Material	1,796,157
0300 Commodities and Materials - Total*		**$1,796,157**
Appropriation Total*		**$7,119,310**

Positions and Salaries

	Position	No	Rate
3222 - Fleet Operations - Water			
7638	Hoisting Engineer - Mechanic	11	$54.10H
7634	Foreman of Hoisting Engineer - Mechanics	1	55.10H
7186	Motor Truck Driver - Tire Repair	3	38.01H
7183	Motor Truck Driver	2	37.45H
7160	Fleet Services Assistant	5	25.47H
7136	Servicewriter	1	89,772
7136	Servicewriter	1	53,304
6679	Foreman of Machinists - Automotive	2	51.43H
6673	Machinist - Automotive	14	48.93H
6605	Blacksmith	2	48.10H
5034	Electrical Mechanic - Automotive	3	49.35H
0432	Supervising Clerk	1	89,808
0431	Clerk IV	1	74,568
0431	Clerk IV	1	71,220
0308	Staff Assistant	1	93,984
	Schedule Salary Adjustments		2,093
Section Position Total		**49**	**$4,631,858**
Position Total		**49**	**$4,631,858**
	Turnover		**(208,124)**
Position Net Total		**49**	**$4,423,734**

2145 - BUREAU OF INFORMATION TECHNOLOGY

(038/1005/2145)

	Appropriations	Amount
0100 Contractual Services		
0138	For Professional Services for Information Technology Maintenance	$973,000
0139	For Professional Services for Information Technology Development	820,000
0140	For Professional and Technical Services and Other Third Party Benefit Agreements	4,716,554
0149	For Software Maintenance and Licensing	125,257
0197	Telephone - Maintenance and Repair of Equipment and Voicemail	21,593
0100 Contractual Services - Total*		**$6,656,404**
Appropriation Total*		**$6,656,404**

Department Total		**$38,064,147**

Department Position Total	**49**	**$4,631,858**
Turnover		**(208,124)**
Department Position Net Total	**49**	**$4,423,734**

0200 - Water Fund
067 - DEPARTMENT OF BUILDINGS

(067/1005/2005)

	Appropriations	Amount
0000 Personnel Services		
0005	Salaries and Wages - on Payroll	$2,508,008
0012	Contract Wage Increment - Prevailing Rate	35,629
0020	Overtime	100,000
0000 Personnel Services - Total*		**$2,643,637**
0100 Contractual Services		
0181	Mobile Communication Services	27,000
0100 Contractual Services - Total*		**$27,000**
0200 Travel		
0229	Transportation and Expense Allowance	18,000
0200 Travel - Total*		**$18,000**
Appropriation Total*		**$2,688,637**

Positions and Salaries

	Position	No	Rate
3016 - Code Enforcement			
4272 - Strategic Task Force			
2231	Plumbing Inspector	4	$9,188.50M
Subsection Position Total		**4**	**$441,048**
Section Position Total		**4**	**$441,048**
3025 - Technical Inspections			
4110 - Plumbing Code Compliance Inspection			
2235	Assistant Chief Plumbing Inspector	1	$9,929.02M
2231	Plumbing Inspector	12	9,188.50M
0302	Administrative Assistant II	1	67,944
Subsection Position Total		**14**	**$1,510,236**
Section Position Total		**14**	**$1,510,236**
3215 - Plan Review			
2231	Plumbing Inspector	6	$9,188.50M
Section Position Total		**6**	**$661,572**
Position Total		**24**	**$2,612,856**
	Turnover		**(104,848)**
Position Net Total		**24**	**$2,508,008**

0200 - Water Fund
088 - DEPARTMENT OF WATER MANAGEMENT
2005 - COMMISSIONER'S OFFICE

(088/1005/2005)

The Department of Water Management ("DWM") is responsible for the delivery of water to Chicago residents and suburban communities. DWM also transmits waste water from homes and businesses along with storm water runoff from streets to the Water Reclamation system. Operations rely on a network of purification plants, tunnels, pumping stations, structures, and water and sewer mains; all of which are built and maintained by DWM.

	Appropriations	Amount
0000 Personnel Services		
0005	Salaries and Wages - on Payroll	$5,014,769
0012	Contract Wage Increment - Prevailing Rate	30,171
0015	Schedule Salary Adjustments	5,962
0020	Overtime	82,000
0000 Personnel Services - Total*		**$5,132,902**
0100 Contractual Services		
0130	Postage	$240,000
0140	For Professional and Technical Services and Other Third Party Benefit Agreements	4,351,678
0150	Publications and Reproduction - Outside Services. To Be Expended with the Prior Approval of Graphics Services	71,900
0161	Operation, Repair or Maintenance of Facilities	52,000
0162	Repair/Maintenance of Equipment	466,675
0166	Dues, Subscriptions and Memberships	561,000
0169	Technical Meeting Costs	17,500
0181	Mobile Communication Services	18,700
0189	Telephone - Non-Centrex Billings	17,200
0190	Telephone - Centrex Billings	195,000
0196	Data Circuits	542,600
0197	Telephone - Maintenance and Repair of Equipment and Voicemail	40,580
0100 Contractual Services - Total*		**$6,574,833**
0300 Commodities and Materials		
0340	Material and Supplies	$314,100
0348	Books and Related Material	500
0350	Stationery and Office Supplies	14,500
0300 Commodities and Materials - Total*		**$329,100**
0400 Equipment		
0424	Furniture and Furnishings	$7,500
0440	Machinery and Equipment	99,828
0400 Equipment - Total*		**$107,328**
Appropriation Total*		**$12,144,163**

Positions and Salaries

	Position	No	Rate
3003 - Agency Management			
9988	Commissioner of Water Management	1	$175,092
9813	Managing Deputy Commissioner	1	152,832
9813	Managing Deputy Commissioner	1	145,500
9660	First Deputy Commissioner	1	159,060
0802	Executive Administrative Assistant II	1	58,968
Section Position Total		**5**	**$691,452**
3005 - Management Support			
5535	Water Research Specialist	1	$90,276
1694	Director of Legal Services	1	135,624
1430	Policy Analyst	1	75,408
0320	Assistant to the Commissioner	1	79,812
0304	Assistant to Commissioner	1	100,668
0155	Manager of Audit and Internal Controls	1	125,244
Section Position Total		**6**	**$607,032**
3010 - Public Relations			
9715	Director of News Affairs	1	$114,528
3076	Coordinator of Community Services	2	64,704
0729	Information Coordinator	1	72,024
0705	Director of Public Affairs	1	114,528
0302	Administrative Assistant II	1	42,960
	Schedule Salary Adjustments		3,096
Section Position Total		**6**	**$476,544**
3015 - Cost Recovery			
1646	Attorney	1	$89,304
1645	Associate Staff Attorney	1	60,000
Section Position Total		**2**	**$149,304**
3075 - Safety and Security			
9679	Deputy Commissioner	1	$122,772
6328	Watchman	12,480H	23.38H
6328	Watchman	41	23.38H
6304	Safety Specialist-Water Management	2	98,472
6304	Safety Specialist-Water Management	1	93,960
6304	Safety Specialist-Water Management	1	89,772
4218	Coordinator of Security Services	1	61,776
0320	Assistant to the Commissioner	1	96,096
0313	Assistant Commissioner	1	107,496
0303	Administrative Assistant III	2	51,732
0302	Administrative Assistant II	1	74,568
0289	Safety Administrator	1	97,392
	Schedule Salary Adjustments		2,866
Section Position Total		**53**	**$3,332,734**
Position Total		**72**	**$5,257,066**
	Turnover		**(236,335)**
Position Net Total		**72**	**$5,020,731**

(088/1010/2010)

	Appropriations	Amount
0000 Personnel Services		
0005	Salaries and Wages - on Payroll	$3,653,135
0015	Schedule Salary Adjustments	10,628
0020	Overtime	400,000
0000 Personnel Services - Total*		**$4,063,763**
0100 Contractual Services		
0140	For Professional and Technical Services and Other Third Party Benefit Agreements	$57,950
0149	For Software Maintenance and Licensing	80,000
0154	For the Rental and Maintenance of Data Processing, Office Automation and Data Communications Hardware	90,000
0159	Lease Purchase Agreements for Equipment and Machinery	291,200
0168	Educational Development through Cooperative Education Program and Apprenticeship Program	10,500
0169	Technical Meeting Costs	5,000
0191	Telephone - Relocations of Phone Lines	5,000
0100 Contractual Services - Total*		**$539,650**
0300 Commodities and Materials		
0312	Software Purchases	$6,426
0350	Stationery and Office Supplies	31,600
0300 Commodities and Materials - Total*		**$38,026**
0400 Equipment		
0446	For the Purchase of Data Processing, Office Automation and Data Communication Hardware	96,716
0400 Equipment - Total*		**$96,716**
9400 Internal Transfers and Reimbursements		
9438	For Services Provided by the Department of Assets, Information, and Services	82,500
9400 Internal Transfers and Reimbursements - Total		**$82,500**
Appropriation Total*		**$4,820,655**

Positions and Salaries

	Position	No	Rate
3048 - Agency Management			
0311	Projects Administrator	1	$88,416
Section Position Total		**1**	**$88,416**
3060 - Purchasing			
9679	Deputy Commissioner	1	$122,772
1805	Stockhandler		30,540
1588	Procurement Control Officer	1	74,568
1572	Chief Contract Expediter	1	118,608
1191	Contracts Administrator	1	122,772
0345	Contracts Coordinator	1	75,408
	Schedule Salary Adjustments		753
Section Position Total		**5**	**$514,881**
3065 - Personnel/Payroll/Labor Relations			
8301	Caulker		$51.00H
7775	Stationary Fireman		34.91H
7743	Operating Engineer - Group A		50.71H
7741	Operating Engineer - Group C		48.17H
7633	Hoisting Engineer		51.10H
7183	Motor Truck Driver		37.45H
6672	Water Meter Machinist		44.22H
6671	Water Meter Machinist - Trainee		35.25H
6143	Engineering Technician IV		58,500
5630	Coordinating Engineer I		83,100
4774	Steamfitter		48.50H
4754	Plumber		51.00H
4634	Painter		47.30H
4223	Custodial Worker		15.05H
2317	Water Quality Inspector		40,404
1304	Supervisor of Personnel Services	1	64,704
1303	Administrative Services Officer I - Excluded	2	79,812
1303	Administrative Services Officer I - Excluded	1	76,164
1303	Administrative Services Officer I - Excluded	1	51,324
0450	Clerk IV (Timekeeper)	5	81,840
0450	Clerk IV (Timekeeper)	1	78,120
0450	Clerk IV (Timekeeper)	2	74,568
0429	Clerk II		33,552
0379	Director of Administration	1	106,812
0366	Staff Assistant - Excluded	1	72,744
0366	Staff Assistant - Excluded	1	70,608
0313	Assistant Commissioner	1	113,376
0235	Payment Services Representative		44,292
	Schedule Salary Adjustments		5,279
Section Position Total		**17**	**$1,357,091**
3071 - Information Technology			
0625	Chief Programmer/Analyst	1	$136,320
Section Position Total		**1**	**$136,320**

	Position	No	Rate
3072 - Finance			
9679	Deputy Commissioner	1	$132,972
0832	Personal Computer Operator II	1	67,944
0432	Supervising Clerk	1	89,808
0431	Clerk IV	3	74,568
0313	Assistant Commissioner	1	117,732
0303	Administrative Assistant III	1	85,704
0302	Administrative Assistant II	3	74,568
0187	Director of Accounting	1	119,412
0184	Accounting Technician III	1	89,808
0134	Financial Analyst	1	91,752
0126	Financial Officer	1	115,656
0120	Supervisor of Accounting	1	93,924
0117	Assistant Director of Finance	1	106,812
0104	Accountant IV	1	74,568
0103	Accountant III	1	67,524
	Schedule Salary Adjustments		4,596
Section Position Total		**19**	**$1,705,620**
Position Total		**43**	**$3,802,328**
	Turnover		**(138,565)**
Position Net Total		**43**	**$3,663,763**

(088/1015/2015)

	Appropriations	Amount
0000 Personnel Services		
0005	Salaries and Wages - on Payroll	$4,844,545
0012	Contract Wage Increment - Prevailing Rate	37,607
0015	Schedule Salary Adjustments	4,359
0020	Overtime	23,000
0000 Personnel Services - Total*		**$4,909,511**
0100 Contractual Services		
0140	For Professional and Technical Services and Other Third Party Benefit Agreements	$2,400,000
0162	Repair/Maintenance of Equipment	2,400
0169	Technical Meeting Costs	10,000
0100 Contractual Services - Total*		**$2,412,400**
0200 Travel		
0229	Transportation and Expense Allowance	$30,000
0245	Reimbursement to Travelers	5,400
0200 Travel - Total*		**$35,400**
0300 Commodities and Materials		
0340	Material and Supplies	$30,000
0345	Apparatus and Instruments	4,000
0348	Books and Related Material	1,250
0350	Stationery and Office Supplies	19,000
0300 Commodities and Materials - Total*		**$54,250**
0400 Equipment		
0424	Furniture and Furnishings	3,500
0400 Equipment - Total*		**$3,500**
0500 Permanent Improvements		
0521	Maintenance and Construction	1,000,000
0500 Permanent Improvements - Total*		**$1,000,000**
Appropriation Total*		**$8,415,061**

Positions and Salaries

	Position	No	Rate
3103 - Agency Management			
9679	Deputy Commissioner	1	$132,972
0308	Staff Assistant	1	81,840
Section Position Total		**2**	**$214,812**
3105 - Capital Planning			
6054	Mechanical Engineer IV	1	$117,072
5632	Coordinating Engineer II	1	115,656
5630	Coordinating Engineer I	1	112,248
Section Position Total		**3**	**$344,976**
3110 - Engineering Services			
5693	Chief Water Engineer	1	$129,072
5689	Water Conservation Engineer	1	110,052
5630	Coordinating Engineer I	1	112,248
5615	Civil Engineer V	1	100,620
5611	Managing Engineer - Water Department	1	116,820
0303	Administrative Assistant III	1	74,568
	Schedule Salary Adjustments		148
Section Position Total		**6**	**$643,528**
3116 - Inspections Services			
4001 - Water Inspection Services			
2237	Chief Plumbing Inspector	1	$11,240.40M
2235	Assistant Chief Plumbing Inspector	1	9,929.02M
2233	Plumbing Inspector - in Charge	3	9,367M
2231	Plumbing Inspector	19	9,188.50M
0832	Personal Computer Operator II	1	67,944
0430	Clerk III	1	61,956
0303	Administrative Assistant III	1	89,808
Subsection Position Total		**27**	**$2,905,931**
Section Position Total		**27**	**$2,905,931**
3121 - Design and Construction Services			
4003 - Water Design and Construction Services			
6145	Engineering Technician VI	1	$118,608
6144	Engineering Technician V	1	103,260
5630	Coordinating Engineer I	3	112,248
5615	Civil Engineer V	3	90,276
5614	Civil Engineer IV	1	117,072
5612	Civil Engineer II	1	67,524
	Schedule Salary Adjustments		4,211
Subsection Position Total		**10**	**$1,018,247**
Section Position Total		**10**	**$1,018,247**
Position Total		**48**	**$5,127,494**
	Turnover		**(278,590)**
Position Net Total		**48**	**$4,848,904**

(088/1020/2020)

	Appropriations	Amount
0000 Personnel Services		
0005	Salaries and Wages - on Payroll	$57,184,842
0012	Contract Wage Increment - Prevailing Rate	665,148
0015	Schedule Salary Adjustments	48,995
0020	Overtime	4,018,672
0000 Personnel Services - Total*		**$61,917,657**
0100 Contractual Services		
0125	Office and Building Services	$342,000
0140	For Professional and Technical Services and Other Third Party Benefit Agreements	75,000
0148	Testing and Inspecting	1,823,000
0157	Rental of Equipment and Services	191,000
0159	Lease Purchase Agreements for Equipment and Machinery	170,500
0160	Repair or Maintenance of Property	1,406,800
0162	Repair/Maintenance of Equipment	5,792,500
0169	Technical Meeting Costs	238,800
0100 Contractual Services - Total*		**$10,039,600**
0200 Travel		
0245	Reimbursement to Travelers	8,340
0200 Travel - Total*		**$8,340**
0300 Commodities and Materials		
0314	Fuel Oil	$690,000
0340	Material and Supplies	4,368,800
0342	Drugs, Medicine and Chemical Materials	11,609,203
0345	Apparatus and Instruments	348,000
0348	Books and Related Material	6,000
0350	Stationery and Office Supplies	75,000
0360	Repair Parts and Material	1,485,687
0300 Commodities and Materials - Total*		**$18,582,690**
0400 Equipment		
0401	Tools Less Than or Equal to $100/Unit	$18,200
0402	Tools Greater Than $100/Unit	15,500
0410	Equipment for Buildings	175,000
0424	Furniture and Furnishings	2,000
0440	Machinery and Equipment	857,800
0445	Technical and Scientific Equipment	336,000
0446	For the Purchase of Data Processing, Office Automation and Data Communication Hardware	143,880
0450	Vehicles	240,000
0400 Equipment - Total*		**$1,788,380**
9400 Internal Transfers and Reimbursements		
9484	For Services Provided by the Chicago Department of Transportation	100,000
9400 Internal Transfers and Reimbursements - Total		**$100,000**
Appropriation Total*		**$92,436,667**

Positions and Salaries

	Position	No	Rate
3203 - Agency Management			
9679	Deputy Commissioner	1	$129,072
0831	Personal Computer Operator III	1	74,568
0665	Senior Data Entry Operator	1	59,088
0431	Clerk IV	1	67,944
0310	Project Manager	2	99,624
0308	Staff Assistant	1	74,568
0308	Staff Assistant	1	56,748
0302	Administrative Assistant II	1	74,568
	Schedule Salary Adjustments		4,818
Section Position Total		**9**	**$740,622**
3205 - Water Quality			
5648	Water Quality Manager	1	$120,348
5647	Director of Water Quality Surveillance	2	116,820
5644	Sanitary Engineer IV	1	106,128
5644	Sanitary Engineer IV	1	82,236
5643	Sanitary Engineer III	1	107,208
5643	Sanitary Engineer III	1	80,628
5643	Sanitary Engineer III	3	74,568
5642	Sanitary Engineer II	17	67,524
5533	Water Chemist III	2	93,072
5533	Water Chemist III	1	73,200
5532	Water Chemist II	3	89,916
5532	Water Chemist II	5	61,320
5529	Chief Water Chemist	1	127,992
4754	Plumber	1	51.00H
3179	Microbiologist IV	1	107,208
3178	Microbiologist III	3	98,292
3177	Microbiologist II	1	89,916
3177	Microbiologist II	2	61,320
3154	Director of Water Purification Laboratories	1	119,148
3130	Laboratory Technician	1	81,840
3130	Laboratory Technician	1	74,568
3108	Chief Microbiologist	1	121,140
2317	Water Quality Inspector	1	64,872
2317	Water Quality Inspector	1	39,180
	Schedule Salary Adjustments		8,735
Section Position Total		**53**	**$4,295,687**

	Position	No	Rate
3210 - Water Pumping			
8305	Coordinator of Tugboat Operations	1	$110,436
7775	Stationary Fireman		35.70H
7775	Stationary Fireman	16	35.70H
7747	Chief Operating Engineer	7	129,418
7745	Assistant Chief Operating Engineer	32	57.04H
7743	Operating Engineer - Group A	32	51.85H
7741	Operating Engineer - Group C	48	49.26H
7741	Operating Engineer - Group C		48.17H
7398	Deck Hand		37.69H
7398	Deck Hand	2	37.69H
7357	Marine Pilot		54.05H
7357	Marine Pilot	1	54.05H
7353	Marine Engineer		54.05H
7353	Marine Engineer	1	54.05H
7183	Motor Truck Driver		38.01H
6676	Foreman of Machinists	1	51.43H
6674	Machinist	10	48.93H
6088	Engineer of Electric Pumping Stations	1	119,412
6087	Engineer of Water Pumping	1	129,072
6086	Assistant Engineer of Water Pumping	1	120,348
6055	Mechanical Engineer V	1	108,960
6053	Mechanical Engineer III	1	107,208
6052	Mechanical Engineer II	2	67,524
5814	Electrical Engineer IV	1	84,780
5040	Foreman of Electrical Mechanics	2	52.35H
5035	Electrical Mechanic	23	49.35H
4776	Foreman of Steamfitters	1	52.60H
4774	Steamfitter	14	49.60H
4634	Painter	10,400H	47.30H
4634	Painter	2	47.30H
4223	Custodial Worker	2	22.10H
4223	Custodial Worker	1	15.05H
1588	Procurement Control Officer	1	81,840
	Schedule Salary Adjustments		7,962
Section Position Total		**205**	**$21,715,648**
3215 - Water Treatment			
9593	Station Laborer	4	$3,923.16M
9593	Station Laborer	7	3,884.02M
9593	Station Laborer	5	23.63H
9592	Foreman of Station Laborers	2	4,617.52M
9532	Stores Laborer	1	43.72H
7775	Stationary Fireman	2,080H	35.70H
7775	Stationary Fireman	8	35.70H
7747	Chief Operating Engineer	2	129,418
7745	Assistant Chief Operating Engineer	17	57.04H
7743	Operating Engineer - Group A	59	51.85H
7741	Operating Engineer - Group C	77	49.26H
6676	Foreman of Machinists	2	51.43H
6674	Machinist	11	48.93H
6332	Principal Storekeeper	1	64,860
5642	Sanitary Engineer II	1	73,200
5566	Engineer of Water Purification	1	124,668

3215 - Water Treatment - Continued

	Position	No	Rate
5534	Water Chemist IV	3	107,208
5533	Water Chemist III	1	98,292
5533	Water Chemist III	1	73,200
5532	Water Chemist II	6	89,916
5532	Water Chemist II	3	69,624
5532	Water Chemist II	6	61,320
5528	Filtration Engineer II	1	98,292
5528	Filtration Engineer II	1	93,072
5528	Filtration Engineer II	2	89,016
5528	Filtration Engineer II	4	73,200
5528	Filtration Engineer II	9	67,524
5520	Filtration Engineer V	8	127,992
5519	Filtration Engineer IV	2	117,072
5519	Filtration Engineer IV	1	97,296
5519	Filtration Engineer IV	6	82,236
5518	Filtration Engineer III	1	107,208
5518	Filtration Engineer III	2	101,676
5518	Filtration Engineer III	4	74,568
5517	Chief Filtration Engineer	1	122,772
5042	General Foreman of Electrical Mechanics	3	9,594M
5040	Foreman of Electrical Mechanics	2	52.35H
5035	Electrical Mechanic	38	49.35H
4776	Foreman of Steamfitters	2	52.60H
4774	Steamfitter	14	49.60H
4754	Plumber	1	51.00H
4636	Foreman of Painters	1	53.21H
4634	Painter	4	47.30H
4304	General Foreman of Carpenters	1	9,282M
4303	Foreman of Carpenters	1	51.05H
4301	Carpenter	4	48.55H
4225	Foreman of Custodial Workers	1	27.03H
4225	Foreman of Custodial Workers	1	18.85H
4223	Custodial Worker	4	22.10H
4223	Custodial Worker	1	20.05H
4223	Custodial Worker	3	18.45H
1817	Head Storekeeper	1	71,220
0308	Staff Assistant	1	56,748
	Schedule Salary Adjustments		27,480
Section Position Total		**343**	**$33,164,906**
Position Total		**610**	**$59,916,863**
	Turnover		**(2,683,026)**
Position Net Total		**610**	**$57,233,837**

(088/1025/2025)

	Appropriations	Amount
0000 Personnel Services		
0005	Salaries and Wages - on Payroll	$65,131,598
0012	Contract Wage Increment - Prevailing Rate	797,301
0015	Schedule Salary Adjustments	9,556
0020	Overtime	3,462,356
0000 Personnel Services - Total*		**$69,400,811**
0100 Contractual Services		
0140	For Professional and Technical Services and Other Third Party Benefit Agreements	$3,341,543
0157	Rental of Equipment and Services	2,879,760
0160	Repair or Maintenance of Property	323,800
0162	Repair/Maintenance of Equipment	100,000
0169	Technical Meeting Costs	1,500
0181	Mobile Communication Services	285,000
0185	Waste Disposal Services	2,942,710
0188	Vehicle Tracking Service	211,321
0100 Contractual Services - Total*		**$10,085,634**
0300 Commodities and Materials		
0316	Gas - Bottled and Propane	$161,400
0340	Material and Supplies	812,600
0350	Stationery and Office Supplies	56,930
0360	Repair Parts and Material	5,861,553
0300 Commodities and Materials - Total*		**$6,892,483**
0400 Equipment		
0401	Tools Less Than or Equal to $100/Unit	$3,000
0423	Communication Devices	1,000
0424	Furniture and Furnishings	3,000
0440	Machinery and Equipment	549,391
0446	For the Purchase of Data Processing, Office Automation and Data Communication Hardware	100,000
0400 Equipment - Total*		**$656,391**
0500 Permanent Improvements		
0521	Maintenance and Construction	2,946,315
0500 Permanent Improvements - Total*		**$2,946,315**
9400 Internal Transfers and Reimbursements		
9481	For Services Provided by the Department of Streets and Sanitation	367,919
9400 Internal Transfers and Reimbursements - Total		**$367,919**
Appropriation Total*		**$90,349,553**

Positions and Salaries

	Position	No	Rate
3249 - Agency Management			
4005 - Water Agency Management			
9679	Deputy Commissioner	2	$132,972
5985	General Superintendent of Water Management	2	120,348
0801	Executive Administrative Assistant I	1	53,736
0664	Data Entry Operator	1	56,448
0417	District Clerk	1	67,908
0321	Assistant to the Commissioner	1	76,932
0313	Assistant Commissioner	1	111,144
0311	Projects Administrator	1	99,624
0302	Administrative Assistant II	1	74,568
0302	Administrative Assistant II	1	48,600
0302	Administrative Assistant II	1	42,960
0189	Accounting Technician I	1	74,568
0159	Supervisor of Cost Control	1	98,496
	Schedule Salary Adjustments		1,373
Subsection Position Total		**15**	**$1,312,997**
Section Position Total		**15**	**$1,312,997**
3256 - Equipment Coordination/Warehouse and Stores			
4007 - Water Equipment Coordination			
7124	Equipment Dispatcher	1	$38.11H
6674	Machinist	2	48.93H
1860	Foreman of Pipe Yards	3	44.82H
0664	Data Entry Operator	1	59,088
0313	Assistant Commissioner	2	96,696
0311	Projects Administrator	1	87,540
	Schedule Salary Adjustments		1,315
Subsection Position Total		**10**	**$903,830**
Section Position Total		**10**	**$903,830**
3257 - Communications			
4009 - Water Communications			
9408	Laborer as Estimator	2	$43.72H
8246	Foreman of Construction Laborers	1	44.82H
7126	Chief Dispatcher	1	93,036
7125	Assistant Chief Dispatcher	1	79,812
7101	Emergency Crew Dispatcher	9	43.72H
5985	General Superintendent of Water Management	1	120,348
1912	Project Coordinator	1	67,800
	Schedule Salary Adjustments		1,590
Subsection Position Total		**16**	**$1,456,125**
Section Position Total		**16**	**$1,456,125**

	Position	No	Rate
3259 - Evaluations			
6145	Engineering Technician VI	1	$103,260
6144	Engineering Technician V	1	108,072
6144	Engineering Technician V	1	103,260
6143	Engineering Technician IV	1	56,748
	Schedule Salary Adjustments		3,008
Section Position Total		**4**	**$374,348**
3261 - System Installation and Maintenance			
4011 - Water System Installation and Maintenance			
9411	Construction Laborer	72,800H	$43.72H
9411	Construction Laborer	181	43.72H
9410	Laborer - Apprentice	120,600H	26.23H
8394	Foreman of Water Pipe Construction	20	54.05H
8352	Assistant District Superintendent	11	9,724M
8301	Caulker	4	51.00H
8301	Caulker	5	43.35H
8246	Foreman of Construction Laborers	4	44.82H
7636	General Foreman of Hoisting Engineers	1	9,680.67M
7635	Foreman of Hoisting Engineers	1	55.10H
7633	Hoisting Engineer	73,730H	51.10H
7633	Hoisting Engineer	35	51.10H
7185	Foreman of Motor Truck Drivers	2,080H	39.51H
7185	Foreman of Motor Truck Drivers	3	39.51H
7184	Pool Motor Truck Driver	6	37.45H
7184	Pool Motor Truck Driver	68,640H	29.96H
7183	Motor Truck Driver	107	37.45H
7124	Equipment Dispatcher	1	38.11H
7101	Emergency Crew Dispatcher	10	43.72H
5985	General Superintendent of Water Management	1	120,348
5985	General Superintendent of Water Management	1	119,976
4754	Plumber	145,600H	51.00H
4754	Plumber	25	51.00H
4566	General Foreman of Construction Laborers	1	48.11H
4435	Cement Finisher	4	46.25H
4405	Foreman of Bricklayers	1	51.57H
4403	Sewer Bricklayer	6,240H	46.88H
4401	Bricklayer	2	46.88H
0308	Staff Assistant	1	56,748
	Schedule Salary Adjustments		905
Subsection Position Total		**425**	**$58,935,763**
Section Position Total		**425**	**$58,935,763**
3263 - Systems Installations			
9411	Construction Laborer	17	$43.72H
8394	Foreman of Water Pipe Construction	6	54.05H
8352	Assistant District Superintendent	2	9,724M
8301	Caulker	2	51.00H
4754	Plumber	4	51.00H
0417	District Clerk	1	67,908
	Schedule Salary Adjustments		1,365
Section Position Total		**32**	**$3,159,612**

	Position	No	Rate
3265 - Reimbursable Personnel			
9411	Construction Laborer		$43.72H
9410	Laborer - Apprentice		26.23H
8394	Foreman of Water Pipe Construction		54.05H
8373	District Superintendent of Water Distribution		84,792
8325	Pipe Locating Machine Operator		53.25H
8301	Caulker		51.00H
7635	Foreman of Hoisting Engineers		55.10H
7633	Hoisting Engineer		51.10H
7184	Pool Motor Truck Driver		29.96H
7183	Motor Truck Driver		37.45H
6681	Machinist - Apprentice	12,480H	24.47H
6674	Machinist		48.93H
5848	Superintendent of Construction and Maintenance		118,080
4634	Painter		47.30H
4435	Cement Finisher		46.25H
4301	Carpenter		48.55H
2231	Plumbing Inspector		9,358.50M
0417	District Clerk		44,280
0310	Project Manager		92,100
Section Position Total			**$305,386**
Position Total		**502**	**$66,448,061**
	Turnover		**(1,306,907)**
Position Net Total		**502**	**$65,141,154**

(088/1035/2035)

	Appropriations	Amount
0000 Personnel Services		
0005	Salaries and Wages - on Payroll	$10,238,428
0012	Contract Wage Increment - Prevailing Rate	90,282
0015	Schedule Salary Adjustments	11,996
0020	Overtime	118,000
0000 Personnel Services - Total*		**$10,458,706**
0100 Contractual Services		
0140	For Professional and Technical Services and Other Third Party Benefit Agreements	$5,000
0189	Telephone - Non-Centrex Billings	9,000
0100 Contractual Services - Total*		**$14,000**
0200 Travel		
0229	Transportation and Expense Allowance	18,500
0200 Travel - Total*		**$18,500**
0300 Commodities and Materials		
0340	Material and Supplies	$30,500
0350	Stationery and Office Supplies	12,500
0360	Repair Parts and Material	104,500
0300 Commodities and Materials - Total*		**$147,500**
0400 Equipment		
0401	Tools Less Than or Equal to $100/Unit	$6,000
0424	Furniture and Furnishings	5,000
0446	For the Purchase of Data Processing, Office Automation and Data Communication Hardware	23,000
0450	Vehicles	61,000
0400 Equipment - Total*		**$95,000**
Appropriation Total*		**$10,733,706**
Department Total		**$218,899,805**

Positions and Salaries

	Position	No	Rate
3340 - Agency Management			
0320	Assistant to the Commissioner	1	$96,096
0313	Assistant Commissioner	1	96,696
0304	Assistant to Commissioner	1	105,420
Section Position Total		**3**	**$298,212**

	Position	No	Rate
3345 - Meter Services			
6556	Superintendent of Water Meters	1	$114,528
4756	Foreman of Plumbers	1	54.05H
2231	Plumbing Inspector	1	9,188.50M
1063	Supervisor of Water Rate Takers	1	98,460
1063	Supervisor of Water Rate Takers	1	70,440
1062	Water Meter Assessor	1	98,460
1062	Water Meter Assessor	1	89,772
1062	Water Meter Assessor	2	64,224
1062	Water Meter Assessor	2	58,488
1061	Water Rate Taker	9	98,460
1061	Water Rate Taker	6	89,772
1061	Water Rate Taker	6	64,224
1061	Water Rate Taker	1	58,488
0664	Data Entry Operator	1	56,448
0664	Data Entry Operator	1	53,856
0431	Clerk IV	2	74,568
0419	Customer Account Representative	1	42,960
	Schedule Salary Adjustments		11,996
Section Position Total		**38**	**$3,122,770**
3350 - Water Meter Installation and Repair			
9411	Construction Laborer	6,240H	$43.72H
9411	Construction Laborer	12	43.72H
8325	Pipe Locating Machine Operator	2	54.05H
8246	Foreman of Construction Laborers	1	44.82H
7633	Hoisting Engineer	1	51.10H
7183	Motor Truck Driver	6,240H	37.45H
7183	Motor Truck Driver	5	37.45H
6676	Foreman of Machinists	4	51.43H
6674	Machinist	2	48.93H
6672	Water Meter Machinist	19	44.22H
6555	Assistant Superintendent of Water Meters	1	99,624
4756	Foreman of Plumbers	2	54.05H
4754	Plumber	9	51.00H
2233	Plumbing Inspector - in Charge	1	9,367M
2231	Plumbing Inspector	7	9,188.50M
1860	Foreman of Pipe Yards	1	44.82H
0430	Clerk III	1	61,956
0417	District Clerk	2	44,280
0311	Projects Administrator	1	91,092
Section Position Total		**71**	**$7,288,879**
Position Total		**112**	**$10,709,861**
	Turnover		**(459,437)**
Position Net Total		**112**	**$10,250,424**
Department Position Total		**1,387**	**$151,261,673**
	Turnover		**(5,102,860)**
Department Position Net Total		**1,387**	**$146,158,813**

099 - FINANCE GENERAL

(099/1005/2005)

	Appropriations	Amount
0000 Personnel Services		
0003	Scheduled Wage Adjustments	$503,205
0029	For Health Maintenance Organization Premiums (HMO) Provided to Eligible Employees and Their Families	6,018,559
0042	For the Costs of Claims and Administration for Hospital and Medical Care Provided to Eligible Employees, Provided However, That All Payments to the Independent Utilization Reviewer Shall Be Subject to the Approval of the Chairman of the Committee on the Budget and Government Operations	14,572,028
0045	For the Cost of Claims and Administration or Premiums for Term Life Insurance	154,879
0049	Claims and Costs of Administration Pursuant to the Workers' Compensation Act	12,000,000
0051	Claims Under Unemployment Insurance Act	483,710
0052	Costs of Claims and Administration for Hospital and Medical Care to Eligible Annuitants and Their Eligible Dependents	333,786
0056	For the Cost of Claims and Administration or Premiums for a Co-Insured Dental Plan for Employees	734,690
0070	Tuition Reimbursement and Educational Programs	40,000
0000 Personnel Services - Total*		**$34,840,857**
0100 Contractual Services		
0128	Investigation Costs. To Be Expended at the Direction of the Comptroller	$602,550
0138	For Professional Services for Information Technology Maintenance	4,074,846
0139	For Professional Services for Information Technology Development	3,309,776
0140	For Professional and Technical Services and Other Third Party Benefit Agreements	5,810,324
0142	Accounting and Auditing	442,500
0149	For Software Maintenance and Licensing	33,000
0172	For the Cost of Insurance Premiums and Expenses	1,120,000
0100 Contractual Services - Total*		**$15,392,996**
0900 Financial Purposes as Specified		
0902	For Interest on Bonds	$103,931,656
0905	For Payment to Metropolitan Sanitary District for Wastewater Services	13,000,000
0912	For Payment of Bonds	74,675,000
0931	For the Payment of Tort and Non-Tort Judgments, Outside Counsel Expenses and Expert Costs, as Approved by the Corporation Counsel	6,805,986
0934	Claims for Damages and Liabilities Against the City When Ordered Paid by the City Council	15,000
0943	For Interest on Loans	10,579,164
0944	For Payment on Loans	28,089,582
0958	For Payment of Water Pipe Extension Certificates	100,000
0959	For Bond Fees and Costs	53,600
0900 Financial Purposes as Specified - Total		**$237,249,988**
9000 Purposes as Specified		
9027	For the City Contribution to Social Security Tax	$37,191
9067	For Physical Exams	28,584
9076	City's Contribution to Medicare Tax	1,574,224
9097	For Capital Construction	107,256,821
9000 Purposes as Specified - Total		**$108,896,820**
9600 Reimbursements		
9611	To Reimburse the Corporate Fund for Indirect Costs Chargeable to Fund	$67,626,000
9645	To Reimburse the Corporate Fund for Indirect Pension Costs Chargeable to Fund	21,728,000
9600 Reimbursements - Total		**$89,354,000**

	Appropriations	Amount
9700 Reimbursable Transfers Between Funds		
9765	Transfer for Contractual Services	$625,000
9773	Transfer for Services Provided by the Department of Police	1,470,301
9774	Transfer for Services Provided by the Office of Emergency Management and Communication	325,000
9700 Reimbursable Transfers Between Funds - Total		**$2,420,301**
9900 Pension Purposes as Specified		
9980	Municipal Fund Pension Allocation	$33,014,000
9981	Laborers' Fund Pension Allocation	11,363,000
9900 Pension Purposes as Specified - Total		**$44,377,000**
Appropriation Total*		**$532,531,962**

Fund Total		**$805,297,000**

Fund Position Total	**1,541**	**$165,232,787**
Turnover		**(5,605,209)**
Fund Position Net Total	**1,541**	**$159,627,578**

0314 - Sewer Fund
003 - OFFICE OF INSPECTOR GENERAL

(003/1005/2005)

	Appropriations	Amount
0000 Personnel Services		
0005	Salaries and Wages - on Payroll	$652,316
0015	Schedule Salary Adjustments	590
0000 Personnel Services - Total*		**$652,906**
0100 Contractual Services		
0130	Postage	$181
0138	For Professional Services for Information Technology Maintenance	4,904
0140	For Professional and Technical Services and Other Third Party Benefit Agreements	1,269
0143	Court Reporting	9,808
0149	For Software Maintenance and Licensing	11,818
0157	Rental of Equipment and Services	6,037
0159	Lease Purchase Agreements for Equipment and Machinery	590
0162	Repair/Maintenance of Equipment	54
0166	Dues, Subscriptions and Memberships	1,504
0169	Technical Meeting Costs	8,582
0181	Mobile Communication Services	2,783
0189	Telephone - Non-Centrex Billings	4,647
0100 Contractual Services - Total*		**$52,177**
0200 Travel		
0245	Reimbursement to Travelers	$147
0270	Local Transportation	401
0200 Travel - Total*		**$548**
0300 Commodities and Materials		
0320	Gasoline	$386
0340	Material and Supplies	484
0348	Books and Related Material	85
0350	Stationery and Office Supplies	1,421
0300 Commodities and Materials - Total*		**$2,376**
0700	**Contingencies**	**1,725**
Appropriation Total*		**$709,732**

Positions and Salaries

	Position	No	Rate
3015 - Legal			
1262	Assistant Inspector General	1	$110,052
1262	Assistant Inspector General	1	105,156
Section Position Total		**2**	**$215,208**
3020 - Investigations			
1260	Chief Investigator - IG	2	$104,712
1222	Investigator III - IG	1	78,828
	Schedule Salary Adjustments		590
Section Position Total		**3**	**$288,842**
3027 - Audit and Program Review			
1127	Chief Performance Analyst	1	$104,712
1125	Performance Analyst	1	64,320
Section Position Total		**2**	**$169,032**
Position Total		**7**	**$673,082**
	Turnover		**(20,176)**
Position Net Total		**7**	**$652,906**

0314 - Sewer Fund
027 - DEPARTMENT OF FINANCE
1005 - FINANCE / 2011 - CITY COMPTROLLER

(027/1005/2011)

	Appropriations	Amount
0100 Contractual Services		
0140	For Professional and Technical Services and Other Third Party Benefit Agreements	5,100
0100 Contractual Services - Total*		**$5,100**
Appropriation Total*		**$5,100**

(027/1005/2015)

	Appropriations	Amount
0100 Contractual Services		
0140	For Professional and Technical Services and Other Third Party Benefit Agreements	$16,000
0149	For Software Maintenance and Licensing	8,000
0154	For the Rental and Maintenance of Data Processing, Office Automation and Data Communications Hardware	10,000
0166	Dues, Subscriptions and Memberships	300
0100 Contractual Services - Total*		**$34,300**
0200 Travel		
0245	Reimbursement to Travelers	292
0200 Travel - Total*		**$292**
Appropriation Total*		**$34,592**

(027/1005/2020)

	Appropriations	Amount
0100 Contractual Services		
0140	For Professional and Technical Services and Other Third Party Benefit Agreements	77,000
0100 Contractual Services - Total*		**$77,000**
Appropriation Total*		**$77,000**
Department Total		**$116,692**

0314 - Sewer Fund
028 - CITY TREASURER

(028/1005/2005)

	Appropriations	Amount
0000 Personnel Services		
0005	Salaries and Wages - on Payroll	146,292
0000 Personnel Services - Total*		**$146,292**
0100 Contractual Services		
0138	For Professional Services for Information Technology Maintenance	$25,000
0139	For Professional Services for Information Technology Development	29,207
0140	For Professional and Technical Services and Other Third Party Benefit Agreements	25,358
0100 Contractual Services - Total*		**$79,565**
Appropriation Total*		**$225,857**

Positions and Salaries

	Position	No	Rate
3010 - Portfolio Management			
0242	Portfolio Manager	2	$75,408
Section Position Total		**2**	**$150,816**
Position Total		**2**	**$150,816**
	Turnover		**(4,524)**
Position Net Total		**2**	**$146,292**

0314 - Sewer Fund
031 - DEPARTMENT OF LAW

(031/1005/2005)

	Appropriations	Amount
0000 Personnel Services		
0005	Salaries and Wages - on Payroll	$774,898
0020	Overtime	529
0039	For the Employment of Students as Trainees	257
0000 Personnel Services - Total*		**$775,684**
0100 Contractual Services		
0130	Postage	$2,757
0138	For Professional Services for Information Technology Maintenance	7,997
0140	For Professional and Technical Services and Other Third Party Benefit Agreements	29,311
0141	Appraisals	320
0143	Court Reporting	22,895
0145	Legal Expenses	4,685
0149	For Software Maintenance and Licensing	7,311
0150	Publications and Reproduction - Outside Services. To Be Expended with the Prior Approval of Graphics Services	100
0157	Rental of Equipment and Services	350
0159	Lease Purchase Agreements for Equipment and Machinery	5,376
0162	Repair/Maintenance of Equipment	100
0166	Dues, Subscriptions and Memberships	3,504
0169	Technical Meeting Costs	1,220
0178	Freight and Express Charges	331
0181	Mobile Communication Services	742
0190	Telephone - Centrex Billings	3,602
0100 Contractual Services - Total*		**$90,601**
0200 Travel		
0229	Transportation and Expense Allowance	$199
0245	Reimbursement to Travelers	1,652
0270	Local Transportation	1,073
0200 Travel - Total*		**$2,924**
0300 Commodities and Materials		
0348	Books and Related Material	$532
0350	Stationery and Office Supplies	2,492
0300 Commodities and Materials - Total*		**$3,024**
9400 Internal Transfers and Reimbursements		
9438	For Services Provided by the Department of Assets, Information, and Services	805
9400 Internal Transfers and Reimbursements - Total		**$805**
Appropriation Total*		**$873,038**

Positions and Salaries

	Position	No	Rate
3019 - Torts			
4003 - Sewer Torts			
1674	Assistant Corporation Counsel Senior	1	$124,116
1673	Assistant Corporation Counsel III	1	89,700
1673	Assistant Corporation Counsel III	1	81,744
1652	Chief Assistant Corporation Counsel	1	130,884
1641	Assistant Corporation Counsel Supervisor	1	130,020
Subsection Position Total		**5**	**$556,464**
Section Position Total		**5**	**$556,464**
3349 - Collections, Ownership and Administrative Litigation			
1641	Assistant Corporation Counsel Supervisor	1	$98,424
Section Position Total		**1**	**$98,424**
3444 - Finance and Economic Development			
1650	Deputy Corporation Counsel	1	$143,976
Section Position Total		**1**	**$143,976**
Position Total		**7**	**$798,864**
	Turnover		**(23,966)**
Position Net Total		**7**	**$774,898**

2131 - BUREAU OF ASSET MANAGEMENT

(038/1005/2131)

	Appropriations	Amount
0100 Contractual Services		
0140	For Professional and Technical Services and Other Third Party Benefit Agreements	$123,194
0155	Rental of Property	414,788
0100 Contractual Services - Total*		**$537,982**
0300 Commodities and Materials		
0315	Motor Vehicle Diesel Fuel	$587,200
0320	Gasoline	221,131
0325	Alternative Fuel	20,650
0300 Commodities and Materials - Total*		**$828,981**
Appropriation Total*		**$1,366,963**

2140 - BUREAU OF FLEET OPERATIONS

(038/1005/2140)

	Appropriations	Amount
0000 Personnel Services		
0005	Salaries and Wages - on Payroll	$2,676,115
0012	Contract Wage Increment - Prevailing Rate	29,890
0020	Overtime	60,000
0000 Personnel Services - Total*		**$2,766,005**
0100 Contractual Services		
0140	For Professional and Technical Services and Other Third Party Benefit Agreements	$199,670
0149	For Software Maintenance and Licensing	12,126
0162	Repair/Maintenance of Equipment	107,000
0176	Maintenance and Operation of City Owned Vehicles	106,808
0100 Contractual Services - Total*		**$425,604**
0300 Commodities and Materials		
0360	Repair Parts and Material	899,600
0300 Commodities and Materials - Total*		**$899,600**
Appropriation Total*		**$4,091,209**
Department Total		**$5,458,172**

Positions and Salaries

	Position	No	Rate
3223 - Fleet Operations - Sewer			
7638	Hoisting Engineer - Mechanic	14	$54.10H
7635	Foreman of Hoisting Engineers	1	55.10H
7634	Foreman of Hoisting Engineer - Mechanics	1	55.10H
6679	Foreman of Machinists - Automotive	1	51.43H
6673	Machinist - Automotive	8	48.93H
6605	Blacksmith	1	48.10H
Section Position Total		**26**	**$2,825,825**
Position Total		**26**	**$2,825,825**
	Turnover		**(149,710)**
Position Net Total		**26**	**$2,676,115**
Department Position Total		**26**	**$2,825,825**
	Turnover		**(149,710)**
Department Position Net Total		**26**	**$2,676,115**

0314 - Sewer Fund
067 - DEPARTMENT OF BUILDINGS

(067/1005/2005)

	Appropriations	Amount
0000 Personnel Services		
0005	Salaries and Wages - on Payroll	$1,179,458
0012	Contract Wage Increment - Prevailing Rate	3,087
0015	Schedule Salary Adjustments	91
0020	Overtime	50,000
0000 Personnel Services - Total*		**$1,232,636**
0100 Contractual Services		
0140	For Professional and Technical Services and Other Third Party Benefit Agreements	$690,000
0181	Mobile Communication Services	14,000
0100 Contractual Services - Total*		**$704,000**
0200 Travel		
0229	Transportation and Expense Allowance	8,000
0200 Travel - Total*		**$8,000**
Appropriation Total*		**$1,944,636**

Positions and Salaries

	Position	No	Rate
3030 - Engineering Services			
9679	Deputy Commissioner	1	$127,776
6143	Engineering Technician IV	1	98,496
5675	Assistant Chief Engineer of Sewers	1	112,248
0311	Projects Administrator	1	99,624
0311	Projects Administrator	2	97,668
0308	Staff Assistant	1	89,808
0303	Administrative Assistant III	1	89,808
0302	Administrative Assistant II	2	67,944
0302	Administrative Assistant II	1	46,428
	Schedule Salary Adjustments		91
Section Position Total		**11**	**$995,503**
3035 - Plumbing Inspection			
2231	Plumbing Inspector	2	$9,188.50M
Section Position Total		**2**	**$220,524**
Position Total		**13**	**$1,216,027**
	Turnover		**(36,478)**
Position Net Total		**13**	**$1,179,549**

0314 - Sewer Fund
088 - DEPARTMENT OF WATER MANAGEMENT
2015 - BUREAU OF ENGINEERING SERVICES

(088/1015/2015)

	Appropriations	Amount
0000 Personnel Services		
0005	Salaries and Wages - on Payroll	$2,458,184
0015	Schedule Salary Adjustments	2,992
0020	Overtime	40,000
0000 Personnel Services - Total*		**$2,501,176**
0100 Contractual Services		
0140	For Professional and Technical Services and Other Third Party Benefit Agreements	$700,000
0150	Publications and Reproduction - Outside Services. To Be Expended with the Prior Approval of Graphics Services	2,000
0162	Repair/Maintenance of Equipment	17,910
0169	Technical Meeting Costs	5,000
0100 Contractual Services - Total*		**$724,910**
0300 Commodities and Materials		
0348	Books and Related Material	$500
0350	Stationery and Office Supplies	6,000
0300 Commodities and Materials - Total*		**$6,500**
0400 Equipment		
0424	Furniture and Furnishings	$3,000
0446	For the Purchase of Data Processing, Office Automation and Data Communication Hardware	25,000
0400 Equipment - Total*		**$28,000**
Appropriation Total*		**$3,260,586**

Positions and Salaries

	Position	No	Rate
3121 - Design and Construction Services			
4004 - Sewer Design and Construction Services			
6143	Engineering Technician IV	1	$98,496
6143	Engineering Technician IV	1	89,808
5676	Chief Engineer of Sewers	1	129,072
5675	Assistant Chief Engineer of Sewers	1	120,348
5632	Coordinating Engineer II	1	129,072
5632	Coordinating Engineer II	1	115,656
5630	Coordinating Engineer I	2	112,248
5615	Civil Engineer V	1	90,276
5614	Civil Engineer IV	5	117,072
5614	Civil Engineer IV	1	93,072
5613	Civil Engineer III	3	74,568
5612	Civil Engineer II	5	67,524
5611	Managing Engineer - Water Department	1	116,820
1191	Contracts Administrator	1	93,864
0311	Projects Administrator	1	72,924
0302	Administrative Assistant II	1	42,960
	Schedule Salary Adjustments		2,992
Subsection Position Total		**27**	**$2,566,540**
Section Position Total		**27**	**$2,566,540**
Position Total		**27**	**$2,566,540**
	Turnover		**(105,364)**
Position Net Total		**27**	**$2,461,176**

(088/1025/2025)

	Appropriations	Amount
0000 Personnel Services		
0005	Salaries and Wages - on Payroll	$49,154,454
0012	Contract Wage Increment - Prevailing Rate	574,183
0015	Schedule Salary Adjustments	8,291
0020	Overtime	2,960,000
0000 Personnel Services - Total*		**$52,696,928**
0100 Contractual Services		
0140	For Professional and Technical Services and Other Third Party Benefit Agreements	$1,298,845
0154	For the Rental and Maintenance of Data Processing, Office Automation and Data Communications Hardware	6,924
0157	Rental of Equipment and Services	1,440,587
0185	Waste Disposal Services	2,942,918
0190	Telephone - Centrex Billings	28,000
0100 Contractual Services - Total*		**$5,717,274**
0200 Travel		
0229	Transportation and Expense Allowance	104,390
0200 Travel - Total*		**$104,390**
0300 Commodities and Materials		
0340	Material and Supplies	$4,282,000
0345	Apparatus and Instruments	1,500
0300 Commodities and Materials - Total*		**$4,283,500**
0400 Equipment		
0401	Tools Less Than or Equal to $100/Unit	$50,000
0402	Tools Greater Than $100/Unit	124,673
0440	Machinery and Equipment	245,923
0400 Equipment - Total*		**$420,596**
9400 Internal Transfers and Reimbursements		
9438	For Services Provided by the Department of Assets, Information, and Services	$5,278,500
9481	For Services Provided by the Department of Streets and Sanitation	7,767,702
9400 Internal Transfers and Reimbursements - Total		**$13,046,202**
Appropriation Total*		**$76,268,890**

Department Total	**$79,529,476**

Positions and Salaries

	Position	No	Rate
3249 - Agency Management			
4006 - Sewer Agency Management			
6144	Engineering Technician V	1	$108,072
5848	Superintendent of Construction and Maintenance	1	132,972
5848	Superintendent of Construction and Maintenance	1	125,244
0303	Administrative Assistant III	1	85,704
	Schedule Salary Adjustments		3,420
Subsection Position Total		**4**	**$455,412**
Section Position Total		**4**	**$455,412**
3257 - Communications			
4010 - Sewer Communications			
7101	Emergency Crew Dispatcher	7	$43.72H
0664	Data Entry Operator	1	61,956
Subsection Position Total		**8**	**$698,519**
Section Position Total		**8**	**$698,519**

	Position	No	Rate
3261 - System Installation and Maintenance			
4012 - Sewer System Installation and Maintenance			
9584	Construction Laborer Sub-Foreman	26	$44.52H
9411	Construction Laborer	93,600H	43.94H
9411	Construction Laborer	142	43.72H
9410	Laborer - Apprentice	65,340H	26.23H
9408	Laborer as Estimator	2	43.72H
8373	District Superintendent of Water Distribution	2	84,792
8352	Assistant District Superintendent	7	9,724M
8345	Foreman of Sewer Cleaning	5	54.05H
8246	Foreman of Construction Laborers	2	44.82H
7635	Foreman of Hoisting Engineers	3	55.10H
7633	Hoisting Engineer	37,630H	51.10H
7633	Hoisting Engineer	50	51.10H
7185	Foreman of Motor Truck Drivers	1	39.51H
7184	Pool Motor Truck Driver	47,840H	29.96H
7183	Motor Truck Driver	55	37.45H
6304	Safety Specialist-Water Management	2	89,772
6304	Safety Specialist-Water Management	1	85,668
6304	Safety Specialist-Water Management	1	58,488
5985	General Superintendent of Water Management	3	120,348
5035	Electrical Mechanic	4	49.35H
4754	Plumber	6,240H	51.00H
4435	Cement Finisher	2	46.25H
4406	General Foreman of Bricklayers	2	53.91H
4405	Foreman of Bricklayers	1	51.57H
4404	Foreman of Sewer Bricklayers	12	51.57H
4403	Sewer Bricklayer	52,000H	46.88H
4403	Sewer Bricklayer	30	46.88H
4401	Bricklayer	1	46.88H
1860	Foreman of Pipe Yards	1	44.82H
0417	District Clerk	3	53,304
0417	District Clerk	2	50,880
0303	Administrative Assistant III	1	85,704
0303	Administrative Assistant III	1	81,840
	Schedule Salary Adjustments		2,427
Subsection Position Total		**362**	**$45,655,289**
Section Position Total		**362**	**$45,655,289**
3359 - Evaluations			
6143	Engineering Technician IV	1	$98,496
6143	Engineering Technician IV	1	56,748
5613	Civil Engineer III	2	107,208
5612	Civil Engineer II	2	98,292
Section Position Total		**6**	**$566,244**
3363 - Systems Installations			
6145	Engineering Technician VI	2	$118,608
5614	Civil Engineer IV	1	82,236
5613	Civil Engineer III	5	107,208
Section Position Total		**8**	**$855,492**

	Position	No	Rate
3364 - Inspection Services			
4364 - Sewer Inspection Services			
8316	Chief Mason Inspector	1	$9,458.80M
8315	Mason Inspector	11	8,938.80M
2147	Supervising House Drain Inspector	1	9,367M
2143	House Drain Inspector	9	9,188.50M
0431	Clerk IV	1	74,568
0308	Staff Assistant	1	93,984
	Schedule Salary Adjustments		2,444
Subsection Position Total		**24**	**$2,569,186**
Section Position Total		**24**	**$2,569,186**
3365 - Reimbursable Personnel			
9584	Construction Laborer Sub-Foreman		$44.52H
9411	Construction Laborer		43.72H
8394	Foreman of Water Pipe Construction		54.05H
7635	Foreman of Hoisting Engineers		55.10H
7633	Hoisting Engineer		51.10H
7185	Foreman of Motor Truck Drivers		39.51H
5613	Civil Engineer III		76,872
5612	Civil Engineer II		69,624
4405	Foreman of Bricklayers		51.57H
4404	Foreman of Sewer Bricklayers		51.57H
4403	Sewer Bricklayer		46.88H
4401	Bricklayer		46.88H
0302	Administrative Assistant II		44,292
Section Position Total			
Position Total		**412**	**$50,800,142**
	Turnover		**(1,637,397)**
Position Net Total		**412**	**$49,162,745**
Department Position Total		**439**	**$53,366,682**
	Turnover		**(1,742,761)**
Department Position Net Total		**439**	**$51,623,921**

(099/1005/2005)

	Appropriations	Amount
0000 Personnel Services		
0003	Scheduled Wage Adjustments	$145,085
0029	For Health Maintenance Organization Premiums (HMO) Provided to Eligible Employees and Their Families	2,103,085
0042	For the Costs of Claims and Administration for Hospital and Medical Care Provided to Eligible Employees, Provided However, That All Payments to the Independent Utilization Reviewer Shall Be Subject to the Approval of the Chairman of the Committee on the Budget and Government Operations	5,091,952
0045	For the Cost of Claims and Administration or Premiums for Term Life Insurance	54,120
0049	Claims and Costs of Administration Pursuant to the Workers' Compensation Act	5,900,000
0051	Claims Under Unemployment Insurance Act	174,278
0052	Costs of Claims and Administration for Hospital and Medical Care to Eligible Annuitants and Their Eligible Dependents	116,636
0056	For the Cost of Claims and Administration or Premiums for a Co-Insured Dental Plan for Employees	256,725
0070	Tuition Reimbursement and Educational Programs	25,000
0000 Personnel Services - Total*		**$13,866,881**
0100 Contractual Services		
0128	Investigation Costs. To Be Expended at the Direction of the Comptroller	$103,000
0138	For Professional Services for Information Technology Maintenance	1,627,308
0139	For Professional Services for Information Technology Development	2,941,151
0140	For Professional and Technical Services and Other Third Party Benefit Agreements	1,285,989
0142	Accounting and Auditing	150,000
0149	For Software Maintenance and Licensing	33,000
0100 Contractual Services - Total*		**$6,140,448**
0900 Financial Purposes as Specified		
0902	For Interest on Bonds	$87,929,531
0912	For Payment of Bonds	45,397,538
0931	For the Payment of Tort and Non-Tort Judgments, Outside Counsel Expenses and Expert Costs, as Approved by the Corporation Counsel	383,133
0934	Claims for Damages and Liabilities Against the City When Ordered Paid by the City Council	25,000
0943	For Interest on Loans	6,204,573
0944	For Payment on Loans	17,467,696
0959	For Bond Fees and Costs	44,000
0900 Financial Purposes as Specified - Total		**$157,451,471**
9000 Purposes as Specified		
9027	For the City Contribution to Social Security Tax	$13,087
9076	City's Contribution to Medicare Tax	553,951
9097	For Capital Construction	48,945,559
9000 Purposes as Specified - Total		**$49,512,597**
9100 Purposes as Specified		
9148	To Provide for Senior Citizens - Rebate of Sewer Services When Senior Occupies Multi-Family Residency or Condominium	350,000
9100 Purposes as Specified - Total		**$350,000**

	Appropriations	Amount
9600 Reimbursements		
9611	To Reimburse the Corporate Fund for Indirect Costs Chargeable to Fund	$36,727,000
9645	To Reimburse the Corporate Fund for Indirect Pension Costs Chargeable to Fund	14,024,000
9600 Reimbursements - Total		**$50,751,000**
9700 Reimbursable Transfers Between Funds		
9710	Transfer to Water Fund for Cost Allocable to Sewer Fund	$10,000,000
9774	Transfer for Services Provided by the Office of Emergency Management and Communication	120,000
9700 Reimbursable Transfers Between Funds - Total		**$10,120,000**
9900 Pension Purposes as Specified		
9980	Municipal Fund Pension Allocation	$8,960,000
9981	Laborers' Fund Pension Allocation	8,159,000
9900 Pension Purposes as Specified - Total		**$17,119,000**
Appropriation Total*		**$305,311,397**

Fund Total		**$394,169,000**

Fund Position Total	**494**	**$59,031,296**
Turnover		**(1,977,615)**
Fund Position Net Total	**494**	**$57,053,681**

EXHIBIT 2.J

MAXIMUS



Central Services
Cost Allocation Plan

City of Chicago, Illinois

FY 2020
Full Cost Allocation Plan

Based on actual expenditures for
Fiscal Year ending December 31, 2020

PLAINTIFF'S
EXHIBIT
34

Indirect Cost Allocation Plan
City of Chicago, Illinois

FY 2020
Full Cost Allocation Plan

Based on actual expenditures for
Fiscal Year ending December 31, 2020

CITY OF CHICAGO, ILLINOIS
Full Cost Allocation Plan
Table of Contents

Section A: Cost Allocation Methodology and Process A-1

Section B: Organizational Chart B-1

Section C: Cost Allocation Plan C-1

Summary Data C-2

Schedule A - Allocated Costs By Department C-2

Schedule C - Summary Of Allocated Costs C-18

Schedule E - Summary Of Allocation Basis C-20

BUILDING DEPRECIATION C-31

Schedule .1 - Nature and Extent of Services C-31

Schedule .2 - Detail Costs To Be Allocated C-32

Schedule .3 - Costs To Be Allocated By Activity C-33

Schedule .4 - Detail Activity Allocations C-35

Schedule .5 - Allocation Summary C-41

EQUIPMENT DEPRECIATION C-43

Schedule .1 - Nature and Extent of Services C-43

Schedule .2 - Detail Costs To Be Allocated C-44

Schedule .3 - Costs To Be Allocated By Activity C-45

Schedule .4 - Detail Activity Allocations C-46

Schedule .5 - Allocation Summary C-47

EMPLOYEE BENEFITS C-48

Schedule .1 - Nature and Extent of Services C-48

Schedule .2 - Detail Costs To Be Allocated C-49

Schedule .3 - Costs To Be Allocated By Activity C-50

Schedule .4 - Detail Activity Allocations C-51

Schedule .5 - Allocation Summary C-56

PBC - DALEY CENTER C-58

Schedule .1 - Nature and Extent of Services C-58

Schedule .2 - Detail Costs To Be Allocated C-59

Schedule .3 - Costs To Be Allocated By Activity C-60

Schedule .4 - Detail Activity Allocations C-61

Schedule .5 - Allocation Summary C-62

RETIREMENT C-63

Schedule .1 - Nature and Extent of Services C-63

Schedule .2 - Detail Costs To Be Allocated C-64

Schedule .3 - Costs To Be Allocated By Activity C-65

Schedule .4 - Detail Activity Allocations C-66

Schedule .5 - Allocation Summary C-70

FINANCE GENERAL 99 ..... C-72

Schedule .1 - Nature and Extent of Services C-72

Schedule .2 - Detail Costs To Be Allocated C-73

Schedule .3 - Costs To Be Allocated By Activity C-74

Schedule .4 - Detail Activity Allocations C-76

Schedule .5 - Allocation Summary C-85

MAYOR 01 ..... C-89

Schedule .1 - Nature and Extent of Services C-89

MAXIMUS
MAXCAP 2022 MAXIMUS Consulting Services, Inc.

Schedule .2 - Detail Costs To Be Allocated C-90
Schedule .3 - Costs To Be Allocated By Activity C-91
Schedule .4 - Detail Activity Allocations C-95
Schedule .5 - Allocation Summary C-99
INSPECTOR GENERAL 03 ..... C-100
Schedule .1 - Nature and Extent of Services C-100
Schedule .2 - Detail Costs To Be Allocated C-101
Schedule .3 - Costs To Be Allocated By Activity C-102
Schedule .4 - Detail Activity Allocations C-106
Schedule .5 - Allocation Summary C-110
BUDGET & MANAGEMNT 05 ..... C-111
Schedule .1 - Nature and Extent of Services C-111
Schedule .2 - Detail Costs To Be Allocated C-112
Schedule .3 - Costs To Be Allocated By Activity C-113
Schedule .4 - Detail Activity Allocations C-117
Schedule .5 - Allocation Summary C-126
CITY CLERK 25 ..... C-130
Schedule .1 - Nature and Extent of Services C-130
Schedule .2 - Detail Costs To Be Allocated C-131
Schedule .3 - Costs To Be Allocated By Activity C-132
Schedule .4 - Detail Activity Allocations C-134
Schedule .5 - Allocation Summary C-136
CITY COUNCIL/COMM 15 ..... C-137
Schedule .1 - Nature and Extent of Services C-137
Schedule .2 - Detail Costs To Be Allocated C-138
Schedule .3 - Costs To Be Allocated By Activity C-139
Schedule .4 - Detail Activity Allocations C-143
Schedule .5 - Allocation Summary C-149
CITY COUNCIL 15 ..... C-151
Schedule .1 - Nature and Extent of Services C-151
Schedule .2 - Detail Costs To Be Allocated C-152
Schedule .3 - Costs To Be Allocated By Activity C-153
Schedule .4 - Detail Activity Allocations C-154
Schedule .5 - Allocation Summary C-155
FINANCE COMMITTEE C-156
Schedule .1 - Nature and Extent of Services C-156
Schedule .2 - Detail Costs To Be Allocated C-157
Schedule .3 - Costs To Be Allocated By Activity C-158
Schedule .4 - Detail Activity Allocations C-159
Schedule .5 - Allocation Summary C-160
NON-FINANCE COMM C-161
Schedule .1 - Nature and Extent of Services C-161
Schedule .2 - Detail Costs To Be Allocated C-162
Schedule .3 - Costs To Be Allocated By Activity C-163
Schedule .4 - Detail Activity Allocations C-164

MAXIMUS
MAXCAP 2022 MAXIMUS Consulting Services, Inc.

Schedule .5 - Allocation Summary C-165
FINANCE-CITYWIDE 27 ..... C-166
Schedule .1 - Nature and Extent of Services C-166
Schedule .2 - Detail Costs To Be Allocated C-167
Schedule .3 - Costs To Be Allocated By Activity C-168
Schedule .4 - Detail Activity Allocations C-169
Schedule .5 - Allocation Summary C-171
CITY COMPTROLLER C-172
Schedule .1 - Nature and Extent of Services C-172
Schedule .2 - Detail Costs To Be Allocated C-173
Schedule .3 - Costs To Be Allocated By Activity C-174
Schedule .4 - Detail Activity Allocations C-176
Schedule .5 - Allocation Summary C-181
COMPTR-ACCT FIN RPTG C-183
Schedule .1 - Nature and Extent of Services C-183
Schedule .2 - Detail Costs To Be Allocated C-184
Schedule .3 - Costs To Be Allocated By Activity C-185
Schedule .4 - Detail Activity Allocations C-191
Schedule .5 - Allocation Summary C-202
COMPTR-FIN STRATG OPS C-205
Schedule .1 - Nature and Extent of Services C-205
Schedule .2 - Detail Costs To Be Allocated C-206
Schedule .3 - Costs To Be Allocated By Activity C-207
Schedule .4 - Detail Activity Allocations C-211
Schedule .5 - Allocation Summary C-218
COMPTR-REVENUE SVCS C-222
Schedule .1 - Nature and Extent of Services C-222
Schedule .2 - Detail Costs To Be Allocated C-223
Schedule .3 - Costs To Be Allocated By Activity C-224
Schedule .4 - Detail Activity Allocations C-228
Schedule .5 - Allocation Summary C-234
TREASURER 28 ..... C-236
Schedule .1 - Nature and Extent of Services C-236
Schedule .2 - Detail Costs To Be Allocated C-237
Schedule .3 - Costs To Be Allocated By Activity C-238
Schedule .4 - Detail Activity Allocations C-242
Schedule .5 - Allocation Summary C-244
LAW CITY-WIDE 31 ..... C-245
Schedule .1 - Nature and Extent of Services C-245
Schedule .2 - Detail Costs To Be Allocated C-246
Schedule .3 - Costs To Be Allocated By Activity C-247
Schedule .4 - Detail Activity Allocations C-251
Schedule .5 - Allocation Summary C-266
LAW CORPORATE C-270
Schedule .1 - Nature and Extent of Services C-270

Schedule .2 - Detail Costs To Be Allocated C-272
Schedule .3 - Costs To Be Allocated By Activity C-273
Schedule .4 - Detail Activity Allocations C-277
Schedule .5 - Allocation Summary C-295
HUMAN RESOURCES 33 ..... C-299
Schedule .1 - Nature and Extent of Services C-299
Schedule .2 - Detail Costs To Be Allocated C-300
Schedule .3 - Costs To Be Allocated By Activity C-301
Schedule .4 - Detail Activity Allocations C-303
Schedule .5 - Allocation Summary C-306
PROCUREMENT SVCS 35 ..... C-307
Schedule .1 - Nature and Extent of Services C-307
Schedule .2 - Detail Costs To Be Allocated C-308
Schedule .3 - Costs To Be Allocated By Activity C-309
Schedule .4 - Detail Activity Allocations C-311
Schedule .5 - Allocation Summary C-314
ASSETS & INFO SVCS 38 ..... C-315
Schedule .1 - Nature and Extent of Services C-315
Schedule .2 - Detail Costs To Be Allocated C-316
Schedule .3 - Costs To Be Allocated By Activity C-317
Schedule .4 - Detail Activity Allocations C-318
Schedule .5 - Allocation Summary C-320
AIS-COMM & FIN&ADMIN C-321
Schedule .1 - Nature and Extent of Services C-321
Schedule .2 - Detail Costs To Be Allocated C-322
Schedule .3 - Costs To Be Allocated By Activity C-323
Schedule .4 - Detail Activity Allocations C-325
Schedule .5 - Allocation Summary C-332
AIS-FACILITY MNGMT C-334
Schedule .1 - Nature and Extent of Services C-334
Schedule .2 - Detail Costs To Be Allocated C-335
Schedule .3 - Costs To Be Allocated By Activity C-336
Schedule .4 - Detail Activity Allocations C-339
Schedule .5 - Allocation Summary C-352
AIS-ASSET MANAGEMENT C-355
Schedule .1 - Nature and Extent of Services C-355
Schedule .2 - Detail Costs To Be Allocated C-356
Schedule .3 - Costs To Be Allocated By Activity C-357
Schedule .4 - Detail Activity Allocations C-363
Schedule .5 - Allocation Summary C-374
AIS-FLEET OPERATIONS C-380
Schedule .1 - Nature and Extent of Services C-380
Schedule .2 - Detail Costs To Be Allocated C-381
Schedule .3 - Costs To Be Allocated By Activity C-382
Schedule .4 - Detail Activity Allocations C-386

MAXIMUS
MAXCAP 2022 MAXIMUS Consulting Services, Inc.

Schedule .5 - Allocation Summary C-394
AIS-INFORMATION TECH C-396
Schedule .1 - Nature and Extent of Services C-396
Schedule .2 - Detail Costs To Be Allocated C-397
Schedule .3 - Costs To Be Allocated By Activity C-398
Schedule .4 - Detail Activity Allocations C-399
Schedule .5 - Allocation Summary C-402
AIS-BUILDING MTCE/OPER C-403
Schedule .1 - Nature and Extent of Services C-403
Schedule .2 - Detail Costs To Be Allocated C-404
Schedule .3 - Costs To Be Allocated By Activity C-405
Schedule .4 - Detail Activity Allocations C-408
Schedule .5 - Allocation Summary C-419
PUBLIC SAFETY ADMIN 51 ..... C-422
Schedule .1 - Nature and Extent of Services C-422
Schedule .2 - Detail Costs To Be Allocated C-423
Schedule .3 - Costs To Be Allocated By Activity C-424
Schedule .4 - Detail Activity Allocations C-425
Schedule .5 - Allocation Summary C-427
BUILDINGS 67 ..... C-428
Schedule .1 - Nature and Extent of Services C-428
Schedule .2 - Detail Costs To Be Allocated C-429
Schedule .3 - Costs To Be Allocated By Activity C-430
Schedule .4 - Detail Activity Allocations C-434
Schedule .5 - Allocation Summary C-439
STREETS & SANITATION 81 ..... C-441
Schedule .1 - Nature and Extent of Services C-441
Schedule .2 - Detail Costs To Be Allocated C-442
Schedule .3 - Costs To Be Allocated By Activity C-443
Schedule .4 - Detail Activity Allocations C-444
Schedule .5 - Allocation Summary C-447
STS-COMM/ADM SVCS C-448
Schedule .1 - Nature and Extent of Services C-448
Schedule .2 - Detail Costs To Be Allocated C-449
Schedule .3 - Costs To Be Allocated By Activity C-450
Schedule .4 - Detail Activity Allocations C-451
Schedule .5 - Allocation Summary C-452
STS-DIRECT SERVICES C-453
Schedule .1 - Nature and Extent of Services C-453
Schedule .2 - Detail Costs To Be Allocated C-454
Schedule .3 - Costs To Be Allocated By Activity C-455
Schedule .4 - Detail Activity Allocations C-459
Schedule .5 - Allocation Summary C-466
STS-GENERAL C-468
Schedule .1 - Nature and Extent of Services C-468

MAXIMUS
MAXCAP 2022 MAXIMUS Consulting Services, Inc.

Schedule .2 - Detail Costs To Be Allocated C-469
Schedule .3 - Costs To Be Allocated By Activity C-470
Schedule .4 - Detail Activity Allocations C-471
Schedule .5 - Allocation Summary C-472
CS SUPPORT TO AVIATION C-473
Schedule .1 - Nature and Extent of Services C-473
Schedule .2 - Detail Costs To Be Allocated C-474
Schedule .3 - Costs To Be Allocated By Activity C-475
Schedule .4 - Detail Activity Allocations C-476
Schedule .5 - Allocation Summary C-477
CS SUPPORT TO TRANSP C-478
Schedule .1 - Nature and Extent of Services C-478
Schedule .2 - Detail Costs To Be Allocated C-479
Schedule .3 - Costs To Be Allocated By Activity C-480
Schedule .4 - Detail Activity Allocations C-481
Schedule .5 - Allocation Summary C-483
EMERG MNGMT & COMM 58 ..... C-484
Schedule .1 - Nature and Extent of Services C-484
Schedule .2 - Detail Costs To Be Allocated C-485
Schedule .3 - Costs To Be Allocated By Activity C-486
Schedule .4 - Detail Activity Allocations C-494
Schedule .5 - Allocation Summary C-507
POLICE BOARD 55 ..... C-513
Schedule .1 - Nature and Extent of Services C-513
Schedule .2 - Detail Costs To Be Allocated C-514
Schedule .3 - Costs To Be Allocated By Activity C-515
Schedule .4 - Detail Activity Allocations C-516
Schedule .5 - Allocation Summary C-517
COPA 60 ..... C-518
Schedule .1 - Nature and Extent of Services C-518
Schedule .2 - Detail Costs To Be Allocated C-519
Schedule .3 - Costs To Be Allocated By Activity C-520
Schedule .4 - Detail Activity Allocations C-521
Schedule .5 - Allocation Summary C-522
POLICE DEPT 57 ..... C-523
Schedule .1 - Nature and Extent of Services C-523
Schedule .2 - Detail Costs To Be Allocated C-524
Schedule .3 - Costs To Be Allocated By Activity C-525
Schedule .4 - Detail Activity Allocations C-529
Schedule .5 - Allocation Summary C-537
POLICE-EQUIP USE C-539
Schedule .1 - Nature and Extent of Services C-539
Schedule .2 - Detail Costs To Be Allocated C-540
Schedule .3 - Costs To Be Allocated By Activity C-541
Schedule .4 - Detail Activity Allocations C-542

MAXIMUS
MAXCAP 2022 MAXIMUS Consulting Services, Inc.

Schedule .5 - Allocation Summary C-544
POLICE-ADMINISTRATION C-545
Schedule .1 - Nature and Extent of Services C-545
Schedule .2 - Detail Costs To Be Allocated C-546
Schedule .3 - Costs To Be Allocated By Activity C-547
Schedule .4 - Detail Activity Allocations C-553
Schedule .5 - Allocation Summary C-563
POLICE-FIRST DEPUTY C-565
Schedule .1 - Nature and Extent of Services C-565
Schedule .2 - Detail Costs To Be Allocated C-566
Schedule .3 - Costs To Be Allocated By Activity C-567
Schedule .4 - Detail Activity Allocations C-569
Schedule .5 - Allocation Summary C-575
POLICE-ORG DEVLPMT C-577
Schedule .1 - Nature and Extent of Services C-577
Schedule .2 - Detail Costs To Be Allocated C-578
Schedule .3 - Costs To Be Allocated By Activity C-579
Schedule .4 - Detail Activity Allocations C-585
Schedule .5 - Allocation Summary C-596
POLICE-TECHNICAL SVCS C-599
Schedule .1 - Nature and Extent of Services C-599
Schedule .2 - Detail Costs To Be Allocated C-600
Schedule .3 - Costs To Be Allocated By Activity C-601
Schedule .4 - Detail Activity Allocations C-605
Schedule .5 - Allocation Summary C-612
POLICE-PATROL SVCS C-614
Schedule .1 - Nature and Extent of Services C-614
Schedule .2 - Detail Costs To Be Allocated C-615
Schedule .3 - Costs To Be Allocated By Activity C-616
Schedule .4 - Detail Activity Allocations C-622
Schedule .5 - Allocation Summary C-631
POLICE-DETECTIVES C-633
Schedule .1 - Nature and Extent of Services C-633
Schedule .2 - Detail Costs To Be Allocated C-634
Schedule .3 - Costs To Be Allocated By Activity C-635
Schedule .4 - Detail Activity Allocations C-637
Schedule .5 - Allocation Summary C-638
POLICE-ORGANIZED CRIME C-639
Schedule .1 - Nature and Extent of Services C-639
Schedule .2 - Detail Costs To Be Allocated C-640
Schedule .3 - Costs To Be Allocated By Activity C-641
Schedule .4 - Detail Activity Allocations C-642
Schedule .5 - Allocation Summary C-643
POLICE-GENERAL C-644
Schedule .1 - Nature and Extent of Services C-644

MAXIMUS
MAXCAP 2022 MAXIMUS Consulting Services, Inc.

Schedule .2 - Detail Costs To Be Allocated C-645
Schedule .3 - Costs To Be Allocated By Activity C-646
Schedule .4 - Detail Activity Allocations C-647
Schedule .5 - Allocation Summary C-648
FIRE DEPT 59 ..... C-649
Schedule .1 - Nature and Extent of Services C-649
Schedule .2 - Detail Costs To Be Allocated C-650
Schedule .3 - Costs To Be Allocated By Activity C-651
Schedule .4 - Detail Activity Allocations C-652
Schedule .5 - Allocation Summary C-654
FIRE-EQUIP USE C-655
Schedule .1 - Nature and Extent of Services C-655
Schedule .2 - Detail Costs To Be Allocated C-656
Schedule .3 - Costs To Be Allocated By Activity C-657
Schedule .4 - Detail Activity Allocations C-658
Schedule .5 - Allocation Summary C-660
FIRE-ADMINISTRATION C-661
Schedule .1 - Nature and Extent of Services C-661
Schedule .2 - Detail Costs To Be Allocated C-662
Schedule .3 - Costs To Be Allocated By Activity C-663
Schedule .4 - Detail Activity Allocations C-667
Schedule .5 - Allocation Summary C-672
FIRE-FIRST DEPUTY C-674
Schedule .1 - Nature and Extent of Services C-674
Schedule .2 - Detail Costs To Be Allocated C-675
Schedule .3 - Costs To Be Allocated By Activity C-676
Schedule .4 - Detail Activity Allocations C-678
Schedule .5 - Allocation Summary C-682
FIRE-ADMIN SERVICES C-683
Schedule .1 - Nature and Extent of Services C-683
Schedule .2 - Detail Costs To Be Allocated C-684
Schedule .3 - Costs To Be Allocated By Activity C-685
Schedule .4 - Detail Activity Allocations C-687
Schedule .5 - Allocation Summary C-691
FIRE-SUPPORT SERVICES C-692
Schedule .1 - Nature and Extent of Services C-692
Schedule .2 - Detail Costs To Be Allocated C-693
Schedule .3 - Costs To Be Allocated By Activity C-694
Schedule .4 - Detail Activity Allocations C-698
Schedule .5 - Allocation Summary C-702
FIRE-PREVENTION C-703
Schedule .1 - Nature and Extent of Services C-703
Schedule .2 - Detail Costs To Be Allocated C-704
Schedule .3 - Costs To Be Allocated By Activity C-705
Schedule .4 - Detail Activity Allocations C-706

Schedule .5 - Allocation Summary C-707
FIRE-OPER ADMIN C-708
Schedule .1 - Nature and Extent of Services C-708
Schedule .2 - Detail Costs To Be Allocated C-709
Schedule .3 - Costs To Be Allocated By Activity C-710
Schedule .4 - Detail Activity Allocations C-712
Schedule .5 - Allocation Summary C-716
FIRE-OPS/SPECIAL OPS C-717
Schedule .1 - Nature and Extent of Services C-717
Schedule .2 - Detail Costs To Be Allocated C-718
Schedule .3 - Costs To Be Allocated By Activity C-719
Schedule .4 - Detail Activity Allocations C-720
Schedule .5 - Allocation Summary C-722
FIRE-OPS/SUPPRESSION C-723
Schedule .1 - Nature and Extent of Services C-723
Schedule .2 - Detail Costs To Be Allocated C-724
Schedule .3 - Costs To Be Allocated By Activity C-725
Schedule .4 - Detail Activity Allocations C-726
Schedule .5 - Allocation Summary C-728
FIRE-OPS/EMS C-729
Schedule .1 - Nature and Extent of Services C-729
Schedule .2 - Detail Costs To Be Allocated C-730
Schedule .3 - Costs To Be Allocated By Activity C-731
Schedule .4 - Detail Activity Allocations C-732
Schedule .5 - Allocation Summary C-735
FIRE-GENERAL C-736
Schedule .1 - Nature and Extent of Services C-736
Schedule .2 - Detail Costs To Be Allocated C-737
Schedule .3 - Costs To Be Allocated By Activity C-738
Schedule .4 - Detail Activity Allocations C-739
Schedule .5 - Allocation Summary C-740

MAXCAP 2022 MAXIMUS Consulting Services, Inc.

Section A: Cost Allocation Methodology and Process

A. Cost Allocation Methodology and Process

The Cost Allocation Plan (CAP) provided in *Section C* was prepared by MAXIMUS Consulting Services, Inc. (MAXIMUS) for CITY OF CHICAGO, ILLINOIS. Utilizing our proprietary, web-based cost allocation system, MAXCAP™, MAXIMUS used cost data and allocation statistics to allocate the costs to departments/divisions /programs for Fiscal Year (FY) 2020.

MAXCAP uses a double step-down allocation procedure to distribute costs among Central Services and to departments that receive benefits. Using MAXCAP, costs are input by cost center identifications consistent with the entity's accounting code structure, which allows for efficient balancing with the entity's financial reporting systems. Additionally, MAXCAP provides for the inputting of allocation statistics appropriate for the distribution of the identified indirect cost pools. Credits for direct-billed payments, cost adjustments, and other valid and applicable costing factors are also facilitated within the software.

In this section, we provide an overview of our cost allocation methodology and process used to develop the CAP.

A.1 Cost Allocation Methodology

MAXIMUS employs a double step-down procedure that allows all Central Service Departments to allocate costs to all other Central Service Departments. Since Central Service Departments' costs are not simultaneously allocated, the process must be performed sequentially, one department after another. The second step-down allows for the equitable allocation of the costs the Central Service Departments receive from one another.

Typically, CAPs are compiled using a single step down or "waterfall" methodology in which the costs of Central Service Departments are allocated in an ordinal sequence with emphasis placed on ordering non-departmental and departmental cost groupings to optimize the flow of costs to recoverable program areas. Although this is an acceptable method resulting in accurate program allocations, it provides only partial information as to the costs of individual Central Service Departments and their significant activities.

To demonstrate the potential inequity of a single step-down, consider the costs of the Facilities Management and Purchasing activities. Facilities Management manages and maintains the office space that Purchasing uses to serve departments. Facilities costs are rightfully allocable to all the departments that have space in government buildings. If Facilities Management costs are allocated after Purchasing, the cost of Purchasing's space will be allocated to the other departments in the building. It could be argued that this method then allocates costs to departments disproportionate to the benefit received from those costs.

MAXIMUS double step-down approach mitigates potential allocation inequities and has been widely accepted by federal cognizant agencies for more than 30 years.

A.1.1 First Step-Down

The first step-down allows each Central Service Department to allocate to any other department, regardless of the sequence of the departments. The department also can allocate to itself providing the statistical measurements indicate a basis for the allocations.

Process

The process of allocating during this round is achieved sequentially, consistent with the order of the Central Service Departments. As each Central Service Department performs its allocations it allocates:

- Costs from entity financial records
- Cost adjustments
- Credits
- Costs received from other Central Service Departments that have completed their first round allocations

- Results

At the completion of the first step-down, each Central Service Department has the allocated costs from itself and from the Central Service Departments sequenced before it.

A.1.2 Second Step-Down

The rule for the second step-down is that each Central Service Department can allocate only to another department sequenced after the allocating department; provided that the statistical measurements indicate a basis for the allocations.

Process

The process of allocating during the second step-down is achieved sequentially and consistent with the order of the Central Service Departments. As each Central Service Department performs its allocations, it allocates:

- Costs received from other Central Service Departments that have completed their second round allocations
- Costs received in the first step-down from itself and from the Central Service Departments sequenced after the allocating department

Results

At the completion of the second step-down, each Central Service Department has completed all allocations and all Central Service Departments have been cleared of all costs. The costs have either been adjusted out of the cycle or sent to Receiving Departments based on the allocation statistics.

A.1.3 Supplemental Comments

When the relationship between and among the Central Service Departments is greatly intertwined, it may be prudent to implement three or more step-downs. Typically, the double step-down is sufficient to accomplish an equitable allocation of all costs.

If more than two step-downs are required the rules for all rounds of allocation — except the final round — are the same as defined above for the first step-down. The final round always follows the rules, as defined above, for the second step-down.

A.2 Cost Allocation Process

The process utilized by MAXIMUS in developing the CAP and tracking costs within it is discussed below.

A.2.1 Initiating the Process

Working in conjunction with the entity, MAXIMUS determines data to be included within the cost allocation process based on:

- Application of federal cost principles or full costing principles, as applicable
- Interviews
- Review of financial documents
- Review of organizational structure
- Analysis of statistical data relative to benefit of services provided

A.2.2 Establishing the Cost Pools to be Allocated

MAXIMUS analyzes the organizational structure of the entity to determine which departments or cost pools provide services to other departments/divisions/programs. These cost pools become the “Central Service Departments” in the CAP.

Next, each cost pool is evaluated to determine the activities or services provided. The costs are then broken into subparts or activities such that each activity can be allocated on a statistical measure that is relevant to the service provided and the benefit received.

Line items of expenditures are analyzed to determine which activities receive the benefit of the costs. Distributions of these costs are made according to the determined benefit of each activity.

A.2.3 Establishing the Statistical Measurements or Bases for Allocation

MAXIMUS evaluates available statistical measurements to establish the most equitable and meaningful basis for allocating each activity within each Central Service Department. Consideration is given to determining the measurement that most appropriately demonstrates its relationship to the receiving units. For example, an activity that is driven by the number of employees within the benefiting departments can be allocated by number of employees. Similarly, an activity that is driven by the number of transactions for each benefiting department can be allocated by the number of transactions.

A.2.4 Accommodating Exceptions and Adjustments

Applicable cost adjustments for unallowable costs and/or capitalized assets are incorporated into the appropriate schedules. Credits for direct billings, special revenues, etc. are entered into the computation.

A.2.5 Developing the CAP

The MAXIMUS Cost Allocation Plan typically is organized as follows:

- Cover
- Certification, if required
- Table of Contents
- Cost Allocation Methodology and Process
- Organizational Chart
- CAP: Summary and Detail Schedules
- Supplemental Materials

Below, we discuss each of the summary and detail schedules included in a CAP.

Summary Schedules

The summary schedules provide a recap of the results of the cost allocation process. The following explanations define the purposes of each of the typical schedules included in the cost allocation plan.

Schedule A – Allocated Costs by Department: Schedule A demonstrates for each Receiving Department the costs received from each Central Service Department. This schedule answers the question: Which Central Service Department actually allocated the costs to each Receiving Department?

This schedule does not necessarily demonstrate the Central Service Department from which the costs originated. For example, costs sent from Purchasing to Accounting and then to a Receiving Department will be recorded on Schedule A as being from Accounting.

Schedule C – Summary of Allocated Costs: Schedule C is the simplest report to use when balancing to the financials. It demonstrates the costs to be allocated, the adjustments made to these costs, and the results of the

allocations. This schedule demonstrates the full sequence of all departments with the Central Service Departments listed first and in the order of their allocating sequence.

The Receiving departments follow the Central Service Departments with the total allocations received from all Central Service Departments.

Schedule E – Summary of Allocation Basis: Schedule E demonstrates, for each Central Service Department, the services or activities of the Central Service Department and the basis for the allocation of each activity. This schedule is a convenient reference for reviewing the activities identified for each Central Service Department. This is particularly important when preparing a new plan and incorporating organizational and services changes.

Detail Schedules

The detail schedules demonstrate the original costs being allocated by each Central Service Department. In these schedules, the adjustments are applied; the activities are defined; the incoming costs from other Central Service Departments are detailed; the allocation calculations for both step-downs are documented; and the results for each Central Service Department are summarized.

When tracking costs, typically the schedules are reviewed in reverse order tracking from summary information back to detail information. This is discussed further in *Section A.2.6: Tracking Costs within the CAP*.

Schedule _.1 – Nature and Extent of Services: Schedule _.1 is a brief narrative defining the purpose of the Central Service and the benefit it provides to the Receiving Departments. The narrative also describes the allocation basis used for each activity and any other relevant information on expenditures.

Schedule _.2 – Costs to be Allocated: Schedule _.2 provides an overview of the total costs allocated by each Central Service Department including:

- Expenditures from the financial reports — balances to Schedule C
- Adjustments to financial reports — balances to Schedule C
- Incoming costs from other Central Service Departments

The incoming costs are presented in columns that represent when these costs are allocated by the Central Service Department, not when the costs are received. As explained in *Section A.1: Cost Allocation Methodology*, the costs that are received from Central Service Departments sequenced after the given department are held for allocation in the second step-down.

Schedule _.3 – Costs to be Allocated by Activity: Schedule _.3 provides the following:

- Expenditures from the financials are defined by type of expenditure and by activities (to the extent deemed necessary) to ensure the application of allocation bases that closely correlate to the benefits derived by the Receiving departments. Each activity is represented in its own column. The totals balance with both Schedule C and Schedule _.2 expenditure amounts.
- Adjustments to the financial reports are applied to expenditures and the results spread to the appropriate activities.
- Incoming costs are demonstrated first in total and then spread to the appropriate activities for allocation for each step-down. The totals for each step-down balance to the totals on Schedule _.2. It should be noted that incoming costs may be coded to spread to only the activities that receive benefit from the services.

Schedule _.4 – Detail Activity Allocations: Schedule _.4 represents the allocation results by activity. Each activity defined on Schedule _.3 is demonstrated on a Detail Allocation Schedule. Because the number of activities varies, the number of the last of these schedules varies.

Schedule _.4 includes:

- Statistical measurement used as a basis for allocation

- Identification of statistical measurement
- Source of the statistical measurement
- Percent relationship of each statistical measurement to the whole or total statistical measurement base
- Results of the first step-down — balances to functional total after first additions on Schedule_.3
- Results of the second step-down — balances to functional total of second additions on Schedule _.3

The totals allocated from both step-downs balances to the functional grand total from Schedule _.3. Note the results of the second step-down. This schedule clearly demonstrates how the second step-down allocates only to departments sequenced after the allocating department.

Schedule _.5 – Allocation Summary for each Central Service Department: Schedule _.5 provides a summary of costs allocated by each activity. The activity totals balance to the totals from each Detail Activities Allocation schedule defined above.

The totals allocated to the Receiving Departments will balance to Schedule A for the allocating department.

A.2.6 Tracking Costs within the CAP

When costs are questioned, MAXIMUS utilizes our standard tracking process in order to resolve any issues with Schedule A where the questioned cost is usually identified.

From Schedule A, we identify the allocating Central Service Department. From the CAP Table of Contents the appropriate detail schedules for the allocating department are identified. Tracking begins with the last detail schedule. Once the questioned amount is located, our analysis of the summary amounts by activities indicates which detail allocation schedules to review.

Review of each detail schedule will demonstrate the relative benefit received by the Receiving Department for the portion of the questioned cost attributable to each activity. Continuing backward through the detail schedules, the composition of the total functional costs is reviewed.

At this point, any remaining questions are typically in regard to the incoming costs. If these costs are questioned, we can use Schedule _.2 to identify which department allocated the questioned incoming costs. Referring again to the CAP Table of Contents, the detail schedules for the sending Central Service Department can be located. Tracking continues by repeating these steps until all issues have been resolved.

Section B: Organizational Chart

CITY OF CHICAGO
ORGANIZATION CHART
AS OF 12/31/2020

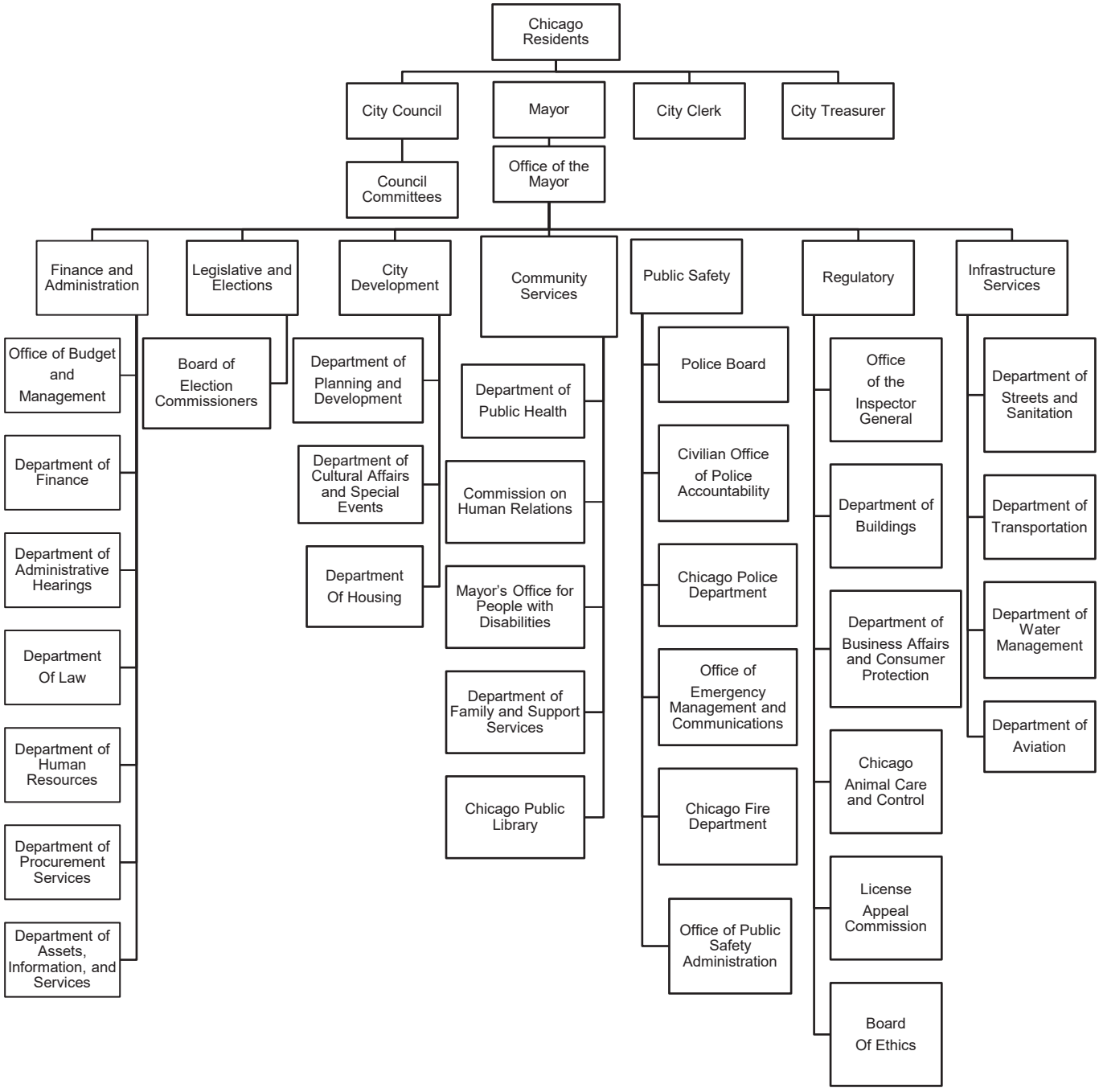

Section C: Cost Allocation Plan

CITY OF CHICAGO, ILLINOIS
Full Cost Allocation Plan
Schedule A - Allocated Costs By Department

Central Service Departments	ADMIN HEARINGS 30	BRD OF ELECT COMM 39	HEALTH 41	HUMAN RELATIONS 45	PEOPLE WITH DISAB 48
BUILDING DEPRECIATION	0	0	0	0	38,404
EQUIPMENT DEPRECIATION	12,030	34,622	342,840	5,575	8,802
EMPLOYEE BENEFITS	602,890	1,733,987	3,279,517	161,783	205,938
PBC - DALEY CENTER	0	0	0	0	0
RETIREMENT	834,713	1,719,585	4,769,789	243,356	327,982
FINANCE GENERAL 99	278,178	571,607	2,729,966	73,767	118,400
MAYOR 01	13,642	39,263	203,968	6,322	9,982
INSPECTOR GENERAL 03	13,778	39,653	205,993	6,385	10,081
BUDGET & MANAGEMNT 05	31,913	46,267	419,650	24,233	42,148
CITY CLERK 25	0	0	0	0	0
CITY COUNCIL/COMM 15	0	0	0	0	0
CITY COUNCIL 15	0	0	0	1,085,688	0
FINANCE COMMITTEE	4,104	10,772	36,849	0	0
NON-FINANCE COMM	0	0	0	195,374	0
FINANCE-CITYWIDE 27	0	0	0	0	0
CITY COMPTROLLER	36,090	84,500	364,041	6,764	13,866
COMPTR-ACCT FIN RPTG	1,601	1,007	1,338,925	5,046	13,321
COMPTR-FIN STRATG OPS	36,068	90,570	238,184	8,750	12,488
COMPTR-REVENUE SVCS	6,533	26,024	219,867	2,400	5,705
TREASURER 28	1,025	4,082	34,489	376	895
LAW CITY-WIDE 31	460,185	0	1,741,643	0	0
LAW CORPORATE	154,480	0	510,710	0	0
HUMAN RESOURCES 33	12,827	36,917	191,782	5,944	9,385
PROCUREMENT SVCS 35	0	0	1,254,830	1,256	0
ASSETS & INFO SVCS 38	0	0	0	0	0
AIS-COMM & FIN&ADMIN	60	13,831	4,014	7	101
AIS-FACILITY MNGMT	606,117	165,024	4,614,997	268,187	43,521
AIS-ASSET MANAGEMENT	209,174	62,098	1,653,814	41,300	158,360
AIS-FLEET OPERATIONS	0	19,568	119,174	0	14,720
AIS-INFORMATION TECH	80,579	24,576	1,288,058	26,591	55,197
AIS-BUILDING MTCE/OPER	127,603	0	718,915	57,442	9,225
PUBLIC SAFETY ADMIN 51	0	0	0	0	0
BUILDINGS 67	0	0	0	0	0
STREETS & SANITATION 81	0	0	0	0	0
STS-COMM/ADM SVCS	0	0	0	0	0
STS-DIRECT SERVICES	0	0	0	0	0
STS-GENERAL	0	0	0	0	0
CS SUPPORT TO AVIATION	0	0	0	0	0
CS SUPPORT TO TRANSP	0	0	0	0	0
EMERG MNGMT & COMM 58	3,250	9,354	138,849	4,156	8,102
POLICE BOARD 55	0	0	0	0	0
COPA 60	0	0	0	0	0
POLICE DEPT 57	0	0	0	0	0
POLICE-EQUIP USE	0	0	0	0	0
POLICE-ADMINISTRATION	0	0	0	0	0
POLICE-FIRST DEPUTY	0	0	0	0	0
POLICE-ORG DEVLPMT	0	0	0	0	0
POLICE-TECHNICAL SVCS	0	0	0	0	0
POLICE-PATROL SVCS	0	0	0	0	0
POLICE-DETECTIVES	0	0	0	0	0
POLICE-ORGANIZED CRIME	0	0	0	0	0
POLICE-GENERAL	0	0	0	0	0
FIRE DEPT 59	0	0	0	0	0

MAXCAP 2022 MAXIMUS Consulting Services, Inc.

CITY OF CHICAGO, ILLINOIS
Full Cost Allocation Plan
Schedule A - Allocated Costs By Department

Central Service Departments	ADMIN HEARINGS 30	BRD OF ELECT COMM 39	HEALTH 41	HUMAN RELATIONS 45	PEOPLE WITH DISAB 48
FIRE-EQUIP USE	0	0	0	0	0
FIRE-ADMINISTRATION	0	0	0	0	0
FIRE-FIRST DEPUTY	0	0	0	0	0
FIRE-ADMIN SERVICES	0	0	0	0	0
FIRE-SUPPORT SERVICES	0	0	0	0	0
FIRE-PREVENTION	0	0	0	0	0
FIRE-OPER ADMIN	0	0	0	0	0
FIRE-OPS/SPECIAL OPS	0	0	0	0	0
FIRE-OPS/SUPPRESSION	0	0	0	0	0
FIRE-OPS/EMS	0	0	0	0	0
FIRE-GENERAL	0	0	0	0	0
Allocated Costs for Fiscal 2020	3,526,840	4,733,307	26,420,863	2,230,702	1,106,623

MAXCAP 2022 MAXIMUS Consulting Services, Inc.

CITY OF CHICAGO, ILLINOIS
Full Cost Allocation Plan
Schedule A - Allocated Costs By Department

Central Service Departments	BUILDINGS 67 - GENERAL	ANIMAL CARE CNTRL 73	LIQ LICENSE APPEAL COM 77	BOARD OF ETHICS 78	TRANSP 84 - CORP FD 100
BUILDING DEPRECIATION	0	0	0	0	0
EQUIPMENT DEPRECIATION	0	132,297	0	2,347	0
EMPLOYEE BENEFITS	0	1,014,510	14,718	117,752	0
PBC - DALEY CENTER	0	0	0	0	0
RETIREMENT	0	1,341,162	27,170	231,477	0
FINANCE GENERAL 99	0	675,789	4,082	51,482	0
MAYOR 01	0	22,959	333	2,662	0
INSPECTOR GENERAL 03	0	23,187	336	2,688	0
BUDGET & MANAGEMNT 05	0	43,701	12,348	22,452	0
CITY CLERK 25	0	0	0	0	0
CITY COUNCIL/COMM 15	0	0	0	0	0
CITY COUNCIL 15	0	0	0	0	0
FINANCE COMMITTEE	0	41,722	0	0	0
NON-FINANCE COMM	0	0	0	0	0
FINANCE-CITYWIDE 27	0	0	0	0	0
CITY COMPTROLLER	0	17,296	4,106	4,445	0
COMPTR-ACCT FIN RPTG	0	1,022	966	290	0
COMPTR-FIN STRATG OPS	0	27,103	3,279	5,038	0
COMPTR-REVENUE SVCS	0	6,211	184	832	0
TREASURER 28	0	974	29	130	0
LAW CITY-WIDE 31	0	460,357	460,185	0	0
LAW CORPORATE	0	154,543	154,480	0	0
HUMAN RESOURCES 33	0	21,587	313	2,502	0
PROCUREMENT SVCS 35	0	0	0	0	0
ASSETS & INFO SVCS 38	0	0	0	0	0
AIS-COMM & FIN&ADMIN	0	294	2	(6)	0
AIS-FACILITY MNGMT	0	539,169	0	104,931	0
AIS-ASSET MANAGEMENT	0	140,303	31	4,182	0
AIS-FLEET OPERATIONS	0	133,296	0	0	0
AIS-INFORMATION TECH	0	56,002	0	17,324	0
AIS-BUILDING MTCE/OPER	0	0	0	22,459	0
PUBLIC SAFETY ADMIN 51	0	0	0	0	0
BUILDINGS 67	33,652,631	0	0	0	0
STREETS & SANITATION 81	0	0	0	0	0
STS-COMM/ADM SVCS	0	0	0	0	0
STS-DIRECT SERVICES	0	0	0	0	0
STS-GENERAL	0	0	0	0	0
CS SUPPORT TO AVIATION	0	0	0	0	0
CS SUPPORT TO TRANSP	0	0	0	0	30,048,953
EMERG MNGMT & COMM 58	0	307,172	79	634	0
POLICE BOARD 55	0	0	0	0	0
COPA 60	0	0	0	0	0
POLICE DEPT 57	0	0	0	0	0
POLICE-EQUIP USE	0	0	0	0	0
POLICE-ADMINISTRATION	0	0	0	0	0
POLICE-FIRST DEPUTY	0	0	0	0	0
POLICE-ORG DEVLPMT	0	0	0	0	0
POLICE-TECHNICAL SVCS	0	0	0	0	0
POLICE-PATROL SVCS	0	0	0	0	0
POLICE-DETECTIVES	0	0	0	0	0
POLICE-ORGANIZED CRIME	0	0	0	0	0
POLICE-GENERAL	0	0	0	0	0
FIRE DEPT 59	0	0	0	0	0

CITY OF CHICAGO, ILLINOIS
Full Cost Allocation Plan
Schedule A - Allocated Costs By Department

Central Service Departments	BUILDINGS 67 - GENERAL	ANIMAL CARE CNTRL 73	LIQ LICENSE APPEAL COM 77	BOARD OF ETHICS 78	TRANSP 84 - CORP FD 100
FIRE-EQUIP USE	0	0	0	0	0
FIRE-ADMINISTRATION	0	0	0	0	0
FIRE-FIRST DEPUTY	0	0	0	0	0
FIRE-ADMIN SERVICES	0	0	0	0	0
FIRE-SUPPORT SERVICES	0	0	0	0	0
FIRE-PREVENTION	0	0	0	0	0
FIRE-OPER ADMIN	0	0	0	0	0
FIRE-OPS/SPECIAL OPS	0	0	0	0	0
FIRE-OPS/SUPPRESSION	0	0	0	0	0
FIRE-OPS/EMS	0	0	0	0	0
FIRE-GENERAL	0	0	0	0	0
Allocated Costs for Fiscal 2020	33,652,631	5,160,655	682,640	593,621	30,048,953

MAXCAP 2022 MAXIMUS Consulting Services, Inc.

CITY OF CHICAGO, ILLINOIS
Full Cost Allocation Plan
Schedule A - Allocated Costs By Department

Central Service Departments	MIDWAY OPERTNS FD 610	O'HARE OPERTNS FD 740	WATER FUND 200	SEWER FUND 314	CHI PUBLIC LIBRARY 91/346
BUILDING DEPRECIATION	0	0	0	0	0
EQUIPMENT DEPRECIATION	0	0	0	0	1,052,703
EMPLOYEE BENEFITS	0	0	0	0	0
PBC - DALEY CENTER	0	0	0	0	0
RETIREMENT	0	0	0	0	0
FINANCE GENERAL 99	0	0	398,853	0	1,123,214
MAYOR 01	152,061	760,638	512,748	164,372	303,789
INSPECTOR GENERAL 03	26,657	98,989	130,948	74,823	306,805
BUDGET & MANAGEMNT 05	310,639	488,645	302,607	226,363	144,443
CITY CLERK 25	0	0	0	0	0
CITY COUNCIL/COMM 15	0	0	0	0	0
CITY COUNCIL 15	0	0	0	0	0
FINANCE COMMITTEE	0	11,371	1,310,735	686,873	33,429
NON-FINANCE COMM	0	0	0	0	0
FINANCE-CITYWIDE 27	0	0	0	0	0
CITY COMPTROLLER	119,430	707,065	178,566	315,775	45,897
COMPTR-ACCT FIN RPTG	99,647	1,191,573	160,231	0	30,146
COMPTR-FIN STRATG OPS	286,950	1,245,534	522,119	373,641	229,866
COMPTR-REVENUE SVCS	0	0	552,104	0	79,141
TREASURER 28	136,870	450,942	175,079	127,837	12,414
LAW CITY-WIDE 31	129,558	(310,237)	296,808	(345,150)	131,208
LAW CORPORATE	0	0	0	0	41,380
HUMAN RESOURCES 33	126,445	509,338	338,865	154,552	285,640
PROCUREMENT SVCS 35	234,523	802,250	170,955	0	0
ASSETS & INFO SVCS 38	0	0	0	0	0
AIS-COMM & FIN&ADMIN	4,503	17,292	12,036	1,212	14,725
AIS-FACILITY MNGMT	0	0	15,897,001	0	420,583
AIS-ASSET MANAGEMENT	105,996	306,300	992,221	17,620	1,358,649
AIS-FLEET OPERATIONS	497,141	2,643,768	1,584,561	961,582	131,072
AIS-INFORMATION TECH	0	0	710,689	0	2,019,705
AIS-BUILDING MTCE/OPER	0	0	0	0	54,456
PUBLIC SAFETY ADMIN 51	0	0	0	0	0
BUILDINGS 67	0	0	1,425,089	705,874	0
STREETS & SANITATION 81	0	0	0	0	0
STS-COMM/ADM SVCS	0	0	0	0	0
STS-DIRECT SERVICES	0	0	0	0	0
STS-GENERAL	0	0	4,559,748	3,403,898	0
CS SUPPORT TO AVIATION	866,903	4,710,248	0	0	0
CS SUPPORT TO TRANSP	0	0	0	0	0
EMERG MNGMT & COMM 58	468,540	1,090,483	931,921	39,162	72,378
POLICE BOARD 55	0	0	0	0	0
COPA 60	0	0	0	0	0
POLICE DEPT 57	0	0	0	0	0
POLICE-EQUIP USE	0	0	0	0	0
POLICE-ADMINISTRATION	0	0	0	0	0
POLICE-FIRST DEPUTY	0	0	0	0	0
POLICE-ORG DEVLPMT	0	0	0	0	0
POLICE-TECHNICAL SVCS	0	0	0	0	0
POLICE-PATROL SVCS	2,845,248	8,288,967	0	0	0
POLICE-DETECTIVES	0	0	0	0	0
POLICE-ORGANIZED CRIME	0	0	0	0	0
POLICE-GENERAL	0	0	35,827,891	26,745,884	0
FIRE DEPT 59	0	0	0	0	0

CITY OF CHICAGO, ILLINOIS
Full Cost Allocation Plan
Schedule A - Allocated Costs By Department

Central Service Departments	MIDWAY OPERTNS FD 610	O'HARE OPERTNS FD 740	WATER FUND 200	SEWER FUND 314	CHI PUBLIC LIBRARY 91/346
FIRE-EQUIP USE	0	0	0	0	0
FIRE-ADMINISTRATION	0	0	0	0	0
FIRE-FIRST DEPUTY	0	0	0	0	0
FIRE-ADMIN SERVICES	0	0	0	0	0
FIRE-SUPPORT SERVICES	0	0	0	0	0
FIRE-PREVENTION	0	619,401	0	0	0
FIRE-OPER ADMIN	0	0	0	0	0
FIRE-OPS/SPECIAL OPS	0	0	0	0	0
FIRE-OPS/SUPPRESSION	709,860	4,690,140	0	0	0
FIRE-OPS/EMS	107,065	354,584	0	0	0
FIRE-GENERAL	0	0	14,120,541	10,541,127	0
Allocated Costs for Fiscal 2020	7,228,037	28,677,288	81,112,316	44,195,445	7,891,644

MAXCAP 2022 MAXIMUS Consulting Services, Inc.

CITY OF CHICAGO, ILLINOIS
Full Cost Allocation Plan
Schedule A - Allocated Costs By Department

Central Service Departments	CDBG FUNDS	VEHICLE TAX FUND 300	MOTOR FUEL TAX FD 310	MUNI HOTEL OPER 355 DCASE	TIF ADMIN FUND 0B21
BUILDING DEPRECIATION	0	0	0	0	0
EQUIPMENT DEPRECIATION	0	0	0	87,629	0
EMPLOYEE BENEFITS	0	0	0	0	0
PBC - DALEY CENTER	0	0	0	0	0
RETIREMENT	0	0	0	0	0
FINANCE GENERAL 99	0	0	0	74,717	0
MAYOR 01	0	0	0	25,288	0
INSPECTOR GENERAL 03	0	0	0	25,539	0
BUDGET & MANAGEMNT 05	135,007	0	1,129,053	56,503	134,319
CITY CLERK 25	0	2,202,730	0	0	0
CITY COUNCIL/COMM 15	0	122,113	0	40,047	0
CITY COUNCIL 15	0	0	0	1,551,611	0
FINANCE COMMITTEE	0	997,649	267,260	0	0
NON-FINANCE COMM	0	0	0	0	0
FINANCE-CITYWIDE 27	0	0	0	0	0
CITY COMPTROLLER	0	437,622	0	72,518	0
COMPTR-ACCT FIN RPTG	172,592	0	0	9,616	330,766
COMPTR-FIN STRATG OPS	0	226,953	0	72,755	0
COMPTR-REVENUE SVCS	0	101,351	0	22,949	0
TREASURER 28	0	28,426	0	3,600	197,768
LAW CITY-WIDE 31	2,340,262	(906,731)	0	433,808	(515,468)
LAW CORPORATE	0	166,169	0	144,554	0
HUMAN RESOURCES 33	0	0	0	23,777	0
PROCUREMENT SVCS 35	0	0	0	0	0
ASSETS & INFO SVCS 38	0	0	0	0	0
AIS-COMM & FIN&ADMIN	0	3,483	0	1,096	0
AIS-FACILITY MNGMT	0	0	0	3,654,712	0
AIS-ASSET MANAGEMENT	370,730	231,163	0	781,782	0
AIS-FLEET OPERATIONS	0	0	0	26,169	0
AIS-INFORMATION TECH	0	0	0	64,060	0
AIS-BUILDING MTCE/OPER	0	0	0	173,707	0
PUBLIC SAFETY ADMIN 51	0	0	0	0	0
BUILDINGS 67	2,481,559	290,520	0	0	0
STREETS & SANITATION 81	0	0	0	0	0
STS-COMM/ADM SVCS	0	0	0	0	0
STS-DIRECT SERVICES	0	3,155,204	0	0	0
STS-GENERAL	0	0	0	0	0
CS SUPPORT TO AVIATION	0	0	0	0	0
CS SUPPORT TO TRANSP	0	6,554,501	10,083,848	0	0
EMERG MNGMT & COMM 58	0	0	0	6,025	0
POLICE BOARD 55	0	0	0	0	0
COPA 60	0	0	0	0	0
POLICE DEPT 57	0	0	0	0	0
POLICE-EQUIP USE	0	0	0	0	0
POLICE-ADMINISTRATION	0	0	0	0	0
POLICE-FIRST DEPUTY	0	0	0	0	0
POLICE-ORG DEVLPMT	0	0	0	0	0
POLICE-TECHNICAL SVCS	0	0	0	0	0
POLICE-PATROL SVCS	0	0	0	0	0
POLICE-DETECTIVES	0	0	0	0	0
POLICE-ORGANIZED CRIME	0	0	0	0	0
POLICE-GENERAL	0	0	0	0	0
FIRE DEPT 59	0	0	0	0	0

CITY OF CHICAGO, ILLINOIS
Full Cost Allocation Plan
Schedule A - Allocated Costs By Department

Central Service Departments	CDBG FUNDS	VEHICLE TAX FUND 300	MOTOR FUEL TAX FD 310	MUNI HOTEL OPER 355 DCASE	TIF ADMIN FUND 0B21
FIRE-EQUIP USE	0	0	0	0	0
FIRE-ADMINISTRATION	0	0	0	0	0
FIRE-FIRST DEPUTY	0	0	0	0	0
FIRE-ADMIN SERVICES	0	0	0	0	0
FIRE-SUPPORT SERVICES	0	0	0	0	0
FIRE-PREVENTION	0	0	0	0	0
FIRE-OPER ADMIN	0	0	0	0	0
FIRE-OPS/SPECIAL OPS	0	0	0	0	0
FIRE-OPS/SUPPRESSION	0	0	0	0	0
FIRE-OPS/EMS	0	0	0	0	0
FIRE-GENERAL	0	0	0	0	0
Allocated Costs for Fiscal 2020	5,500,150	13,611,154	11,480,161	7,352,463	147,386

CITY OF CHICAGO, ILLINOIS
Full Cost Allocation Plan
Schedule A - Allocated Costs By Department

Central Service Departments	FAMILY SUPTSVC 50	BUSINESS CONS 70	HOUSING 21	PLANNING & DEV 54	EMERG COMM FD 353
BUILDING DEPRECIATION	41,393	187,779	95,967	305,585	0
EQUIPMENT DEPRECIATION	114,135	376,094	24,353	51,053	0
EMPLOYEE BENEFITS	1,514,419	2,765,240	294,774	1,427,238	0
PBC - DALEY CENTER	0	39,355	0	0	0
RETIREMENT	10,668,776	4,283,466	809,710	2,499,969	0
FINANCE GENERAL 99	901,381	1,120,062	122,424	739,496	0
MAYOR 01	129,435	65,217	27,617	57,896	0
INSPECTOR GENERAL 03	130,720	65,864	27,891	58,471	0
BUDGET & MANAGEMNT 05	1,218,316	76,692	316,585	87,536	0
CITY CLERK 25	0	0	0	0	0
CITY COUNCIL/COMM 15	0	0	0	0	0
CITY COUNCIL 15	2,936,193	909,868	0	8,566,827	0
FINANCE COMMITTEE	12,910	2,394	13,337	16,586	68,140
NON-FINANCE COMM	528,925	164,227	0	1,543,735	0
FINANCE-CITYWIDE 27	0	0	0	0	0
CITY COMPTROLLER	914,429	105,661	84,355	73,774	0
COMPTR-ACCT FIN RPTG	2,704,786	39,538	714,503	511,363	0
COMPTR-FIN STRATG OPS	187,601	84,448	46,433	127,911	0
COMPTR-REVENUE SVCS	407,642	59,470	90,496	293,607	0
TREASURER 28	63,943	9,329	14,195	46,056	0
LAW CITY-WIDE 31	460,185	1,899,909	730,983	2,421,655	0
LAW CORPORATE	154,480	732,365	163,655	813,906	0
HUMAN RESOURCES 33	121,702	61,320	25,967	54,437	0
PROCUREMENT SVCS 35	1,183,233	21,353	268,802	7,536	0
ASSETS & INFO SVCS 38	0	0	0	0	0
AIS-COMM & FIN&ADMIN	3,424	1,122	79	339	0
AIS-FACILITY MNGMT	4,357,311	750,215	138,138	347,826	0
AIS-ASSET MANAGEMENT	1,374,725	771,778	223,362	117,938	0
AIS-FLEET OPERATIONS	76,871	62,365	0	0	0
AIS-INFORMATION TECH	330,374	240,931	37,872	201,045	0
AIS-BUILDING MTCE/OPER	501,955	53,907	23,052	671,158	0
PUBLIC SAFETY ADMIN 51	0	0	0	0	2,566,549
BUILDINGS 67	0	0	0	0	0
STREETS & SANITATION 81	0	0	0	0	0
STS-COMM/ADM SVCS	0	0	0	0	0
STS-DIRECT SERVICES	0	0	0	0	0
STS-GENERAL	0	0	0	0	0
CS SUPPORT TO AVIATION	0	0	0	0	0
CS SUPPORT TO TRANSP	0	0	0	0	0
EMERG MNGMT & COMM 58	966,030	190,468	81,410	146,729	8,086,697
POLICE BOARD 55	0	0	0	0	0
COPA 60	0	0	0	0	0
POLICE DEPT 57	0	0	0	0	0
POLICE-EQUIP USE	0	0	0	0	0
POLICE-ADMINISTRATION	0	0	0	0	0
POLICE-FIRST DEPUTY	0	0	0	0	0
POLICE-ORG DEVLPMT	0	0	0	0	0
POLICE-TECHNICAL SVCS	0	0	0	0	0
POLICE-PATROL SVCS	0	0	0	0	0
POLICE-DETECTIVES	0	0	0	0	0
POLICE-ORGANIZED CRIME	0	0	0	0	0
POLICE-GENERAL	0	0	0	0	0
FIRE DEPT 59	0	0	0	0	0

MAXCAP 2022 MAXIMUS Consulting Services, Inc.

CITY OF CHICAGO, ILLINOIS
Full Cost Allocation Plan
Schedule A - Allocated Costs By Department

Central Service Departments	FAMILY SUPTSVC 50	BUSINESS CONS 70	HOUSING 21	PLANNING & DEV 54	EMERG COMM FD 353
FIRE-EQUIP USE	0	0	0	0	0
FIRE-ADMINISTRATION	0	0	0	0	0
FIRE-FIRST DEPUTY	0	0	0	0	0
FIRE-ADMIN SERVICES	0	0	0	0	0
FIRE-SUPPORT SERVICES	0	0	0	0	0
FIRE-PREVENTION	0	0	0	0	0
FIRE-OPER ADMIN	0	0	0	0	0
FIRE-OPS/SPECIAL OPS	0	0	0	0	0
FIRE-OPS/SUPPRESSION	0	0	0	0	0
FIRE-OPS/EMS	0	0	0	0	0
FIRE-GENERAL	0	0	0	0	0
Allocated Costs for Fiscal 2020	32,005,293	15,140,436	4,375,962	21,189,671	10,721,386

MAXCAP 2022 MAXIMUS Consulting Services, Inc.

CITY OF CHICAGO, ILLINOIS
Full Cost Allocation Plan
Schedule A - Allocated Costs By Department

Central Service Departments	GARB COLLECT FD OB32	CHICAGO SKYWAY	AFFORDABLE HOUSING FD 996	NEIGHBORHOOD OPP FD OB41	ALL OTHER OR UNALLOCATED
BUILDING DEPRECIATION	0	0	0	0	0
EQUIPMENT DEPRECIATION	0	0	0	0	0
EMPLOYEE BENEFITS	0	0	0	0	1,957
PBC - DALEY CENTER	0	0	0	0	0
RETIREMENT	0	0	0	0	1,155,726
FINANCE GENERAL 99	0	0	0	0	153,135
MAYOR 01	0	0	0	0	3,455,532
INSPECTOR GENERAL 03	0	0	0	0	0
BUDGET & MANAGEMNT 05	0	0	0	0	0
CITY CLERK 25	0	0	0	0	0
CITY COUNCIL/COMM 15	0	0	0	0	0
CITY COUNCIL 15	0	0	0	0	3,155,968
FINANCE COMMITTEE	0	0	0	0	85
NON-FINANCE COMM	0	0	0	0	568,566
FINANCE-CITYWIDE 27	0	0	0	0	0
CITY COMPTROLLER	0	0	0	0	0
COMPTR-ACCT FIN RPTG	0	0	0	0	0
COMPTR-FIN STRATG OPS	0	0	0	0	0
COMPTR-REVENUE SVCS	0	0	0	0	54,984,089
TREASURER 28	0	0	0	0	0
LAW CITY-WIDE 31	0	0	0	0	108,780
LAW CORPORATE	0	0	0	0	63,421
HUMAN RESOURCES 33	0	0	0	0	0
PROCUREMENT SVCS 35	0	0	0	0	0
ASSETS & INFO SVCS 38	0	0	0	0	0
AIS-COMM & FIN&ADMIN	0	0	0	0	0
AIS-FACILITY MNGMT	0	0	0	0	313,750
AIS-ASSET MANAGEMENT	0	0	0	0	21,626
AIS-FLEET OPERATIONS	0	0	0	0	29,499,096
AIS-INFORMATION TECH	0	0	0	0	132,150
AIS-BUILDING MTCE/OPER	0	0	0	0	292,788
PUBLIC SAFETY ADMIN 51	0	0	0	0	0
BUILDINGS 67	0	0	0	0	0
STREETS & SANITATION 81	0	0	0	0	0
STS-COMM/ADM SVCS	0	0	0	0	0
STS-DIRECT SERVICES	7,528,591	0	0	0	0
STS-GENERAL	0	0	0	0	353,691,506
CS SUPPORT TO AVIATION	0	0	0	0	0
CS SUPPORT TO TRANSP	0	0	0	0	24
EMERG MNGMT & COMM 58	0	0	0	0	266,556
POLICE BOARD 55	0	0	0	0	0
COPA 60	0	0	0	0	0
POLICE DEPT 57	0	0	0	0	0
POLICE-EQUIP USE	0	0	0	0	0
POLICE-ADMINISTRATION	0	0	0	0	0
POLICE-FIRST DEPUTY	0	0	0	0	0
POLICE-ORG DEVLPMT	0	0	0	0	0
POLICE-TECHNICAL SVCS	0	0	0	0	0
POLICE-PATROL SVCS	0	1,336,086	0	0	0
POLICE-DETECTIVES	0	0	0	0	0
POLICE-ORGANIZED CRIME	0	0	0	0	0
POLICE-GENERAL	0	0	0	0	2,779,105,374
FIRE DEPT 59	0	0	0	0	0

CITY OF CHICAGO, ILLINOIS
Full Cost Allocation Plan
Schedule A - Allocated Costs By Department

Central Service Departments	GARB COLLECT FD OB32	CHICAGO SKYWAY	AFFORDABLE HOUSING FD 996	NEIGHBORHOOD OPP FD OB41	ALL OTHER OR UNALLOCATED
FIRE-EQUIP USE	0	0	0	0	0
FIRE-ADMINISTRATION	0	0	0	0	0
FIRE-FIRST DEPUTY	0	0	0	0	0
FIRE-ADMIN SERVICES	0	0	0	0	0
FIRE-SUPPORT SERVICES	0	0	0	0	0
FIRE-PREVENTION	0	0	0	0	0
FIRE-OPER ADMIN	0	0	0	0	0
FIRE-OPS/SPECIAL OPS	0	0	0	0	0
FIRE-OPS/SUPPRESSION	0	0	0	0	0
FIRE-OPS/EMS	0	0	0	0	0
FIRE-GENERAL	0	0	0	0	1,095,305,111
Allocated Costs for Fiscal 2020	7,528,591	1,336,086	0	0	4,322,275,239

MAXCAP 2022 MAXIMUS Consulting Services, Inc.

CITY OF CHICAGO, ILLINOIS
Full Cost Allocation Plan
Schedule A - Allocated Costs By Department

Central Service Departments	Total Allocated	Direct Billed	Unallocated	Cost Adjustments	Disallowed
BUILDING DEPRECIATION	669,128	0	0	(8,047,764)	
EQUIPMENT DEPRECIATION	2,244,480	0	0	(56,213,526)	
EMPLOYEE BENEFITS	13,134,723	0	0	(371,012,567)	
PBC - DALEY CENTER	39,355	0	0	0	
RETIREMENT	28,912,881	0	0	(1,030,872,438)	
FINANCE GENERAL 99	9,136,552	0	0	0	882,794,695
MAYOR 01	5,953,724	0	2,129,744	0	
INSPECTOR GENERAL 03	1,248,808	2,505,022	0	(2,802,330)	
BUDGET & MANAGEMNT 05	5,269,421	308,555	0	(1,957,225)	
CITY CLERK 25	2,202,730	3,780,477	0	(3,780,477)	
CITY COUNCIL/COMM 15	162,160	659,867	0	0	
CITY COUNCIL 15	18,206,154	0	0	0	
FINANCE COMMITTEE	3,514,215	0	0	0	
NON-FINANCE COMM	3,000,827	0	0	0	
FINANCE-CITYWIDE 27	0	0	0	0	
CITY COMPTROLLER	3,586,200	0	(1,262)	1,262	530,934
COMPTR-ACCT FIN RPTG	7,326,939	3,219,201	0	(3,219,201)	
COMPTR-FIN STRATG OPS	3,825,691	1,064,146	0	(1,064,146)	
COMPTR-REVENUE SVCS	56,858,604	2,849,964	0	(2,849,964)	
TREASURER 28	1,308,458	1,713,744	900,877	(1,713,744)	
LAW CITY-WIDE 31	9,997,941	8,752,195	0	(8,752,195)	
LAW CORPORATE	3,254,140	0	0	0	
HUMAN RESOURCES 33	1,983,301	596,447	0	(596,447)	
PROCUREMENT SVCS 35	3,944,737	2,071,935	0	(2,071,935)	
ASSETS & INFO SVCS 38	0	0	0	0	
AIS-COMM & FIN&ADMIN	77,614	0	0	0	
AIS-FACILITY MNGMT	32,221,481	0	0	0	
AIS-ASSET MANAGEMENT	8,943,154	200,262	0	(200,262)	
AIS-FLEET OPERATIONS	35,769,384	18,310,526	0	(14,738,907)	
AIS-INFORMATION TECH	5,285,154	1,224,281	0	(1,224,281)	
AIS-BUILDING MTCE/OPER	2,706,668	0	0	0	
PUBLIC SAFETY ADMIN 51	2,566,549	9,200,410	0	(9,200,410)	
BUILDINGS 67	38,555,672	8,504,773	0	(8,504,773)	
STREETS & SANITATION 81	0	0	0	0	
STS-COMM/ADM SVCS	0	0	0	0	
STS-DIRECT SERVICES	10,683,795	0	0	(83,763,330)	
STS-GENERAL	361,655,152	0	0	0	
CS SUPPORT TO AVIATION	5,577,151	0	0	0	
CS SUPPORT TO TRANSP	46,687,326	0	0	0	
EMERG MNGMT & COMM 58	12,817,995	3,029,265	0	(116,454,726)	
POLICE BOARD 55	0	0	0	0	
COPA 60	0	0	0	0	
POLICE DEPT 57	0	1,832,345,614	0	(312,170,708)	12,064,635
POLICE-EQUIP USE	0	0	0	0	
POLICE-ADMINISTRATION	0	0	133,033,893	(2,983,246)	7,851,826
POLICE-FIRST DEPUTY	0	0	0	(2,458,599)	77,140
POLICE-ORG DEVLPMT	0	0	0	(729,078)	59,400
POLICE-TECHNICAL SVCS	0	0	0	(458,915)	19,779
POLICE-PATROL SVCS	12,470,301	23,727,221	0	(295,405,421)	2,620,287
POLICE-DETECTIVES	0	0	0	(69,344)	1,194,948
POLICE-ORGANIZED CRIME	0	0	0	(3,693,102)	241,255
POLICE-GENERAL	2,841,679,148	0	0	0	
FIRE DEPT 59	0	0	0	0	

CITY OF CHICAGO, ILLINOIS
Full Cost Allocation Plan
Schedule A - Allocated Costs By Department

Central Service Departments	Total Allocated	Direct Billed	Unallocated	Cost Adjustments	Disallowed
FIRE-EQUIP USE	0	0	0	0	
FIRE-ADMINISTRATION	0	0	0	(34,380)	
FIRE-FIRST DEPUTY	0	0	0	(24,719)	
FIRE-ADMIN SERVICES	0	0	0	(3,514)	
FIRE-SUPPORT SERVICES	0	0	0	(162,469)	
FIRE-PREVENTION	619,401	0	0	(67,555)	
FIRE-OPER ADMIN	0	640,207,452	0	(61,629,801)	
FIRE-OPS/SPECIAL OPS	0	0	0	(116,131)	
FIRE-OPS/SUPPRESSION	5,399,999	27,792,577	0	(30,449,727)	
FIRE-OPS/EMS	461,649	2,632,425	0	(31,060,622)	
FIRE-GENERAL	1,119,966,779	0	0	0	
Allocated Costs for Fiscal 2020	4,729,925,540	2,594,696,359	136,063,252	(2,470,556,717)	907,454,899

CITY OF CHICAGO, ILLINOIS
Full Cost Allocation Plan
Schedule A - Allocated Costs By Department

Central Service Departments	Total Expenditures
BUILDING DEPRECIATION	
EQUIPMENT DEPRECIATION	
EMPLOYEE BENEFITS	
PBC - DALEY CENTER	
RETIREMENT	
FINANCE GENERAL 99	
MAYOR 01	
INSPECTOR GENERAL 03	
BUDGET & MANAGEMNT 05	
CITY CLERK 25	
CITY COUNCIL/COMM 15	
CITY COUNCIL 15	
FINANCE COMMITTEE	
NON-FINANCE COMM	
FINANCE-CITYWIDE 27	
CITY COMPTROLLER	
COMPTR-ACCT FIN RPTG	
COMPTR-FIN STRATG OPS	
COMPTR-REVENUE SVCS	
TREASURER 28	
LAW CITY-WIDE 31	
LAW CORPORATE	
HUMAN RESOURCES 33	
PROCUREMENT SVCS 35	
ASSETS & INFO SVCS 38	
AIS-COMM & FIN&ADMIN	
AIS-FACILITY MNGMT	
AIS-ASSET MANAGEMENT	
AIS-FLEET OPERATIONS	
AIS-INFORMATION TECH	
AIS-BUILDING MTCE/OPER	
PUBLIC SAFETY ADMIN 51	
BUILDINGS 67	
STREETS & SANITATION 81	
STS-COMM/ADM SVCS	
STS-DIRECT SERVICES	
STS-GENERAL	
CS SUPPORT TO AVIATION	
CS SUPPORT TO TRANSP	
EMERG MNGMT & COMM 58	
POLICE BOARD 55	
COPA 60	
POLICE DEPT 57	
POLICE-EQUIP USE	
POLICE-ADMINISTRATION	
POLICE-FIRST DEPUTY	
POLICE-ORG DEVLPMT	
POLICE-TECHNICAL SVCS	
POLICE-PATROL SVCS	
POLICE-DETECTIVES	
POLICE-ORGANIZED CRIME	
POLICE-GENERAL	
FIRE DEPT 59	

CITY OF CHICAGO, ILLINOIS
Full Cost Allocation Plan
Schedule A - Allocated Costs By Department

Central Service Departments	Total Expenditures
FIRE-EQUIP USE	
FIRE-ADMINISTRATION	
FIRE-FIRST DEPUTY	
FIRE-ADMIN SERVICES	
FIRE-SUPPORT SERVICES	
FIRE-PREVENTION	
FIRE-OPER ADMIN	
FIRE-OPS/SPECIAL OPS	
FIRE-OPS/SUPPRESSION	
FIRE-OPS/EMS	
FIRE-GENERAL	
Allocated Costs for Fiscal 2020	5,897,583,333

MAXCAP 2022 MAXIMUS Consulting Services, Inc.

CITY OF CHICAGO, ILLINOIS
Full Cost Allocation Plan
Schedule C - Summary of Allocated Costs

Department Name	Total Expenditures	Disallowed	Cost Adjustments	Unallocated	Direct Billed	Total Allocated
BUILDING DEPRECIATION	0		8,047,764		0	
EQUIPMENT DEPRECIATION	0		56,213,526		0	
EMPLOYEE BENEFITS	0		371,012,567		0	
PBC - DALEY CENTER	0		0		0	
RETIREMENT	0		1,030,872,438		0	
FINANCE GENERAL 99	1,062,958,714	(882,794,695)	0		0	
MAYOR 01	9,815,065		0	(2,129,744)	0	
INSPECTOR GENERAL 03	6,146,680		2,802,330		(2,505,022)	
BUDGET & MANAGEMNT 05	2,888,833		1,957,225		(308,555)	
CITY CLERK 25	3,305,165		3,780,477		(3,780,477)	
CITY COUNCIL/COMM 15	26,226,755		0		(659,867)	
CITY COUNCIL 15	0		0		0	
FINANCE COMMITTEE	0		0	0	0	
NON-FINANCE COMM	0		0		0	
FINANCE-CITYWIDE 27	0		0		0	
CITY COMPTROLLER	3,029,827	(530,934)	(1,262)	1,262	0	
COMPTR-ACCT FIN RPTG	4,860,378		3,219,201		(3,219,201)	
COMPTR-FIN STRATG OPS	6,500,866		1,064,146		(1,064,146)	
COMPTR-REVENUE SVCS	44,300,712		2,849,964		(2,849,964)	
TREASURER 28	1,579,702		1,713,744	(900,877)	(1,713,744)	
LAW CITY-WIDE 31	25,755,672		8,752,195		(8,752,195)	
LAW CORPORATE	2,450,292		0		0	
HUMAN RESOURCES 33	6,100,928		596,447		(596,447)	
PROCUREMENT SVCS 35	5,853,836		2,071,935		(2,071,935)	
ASSETS & INFO SVCS 38	0		0		0	
AIS-COMM & FIN&ADMIN	3,053,387		0		0	
AIS-FACILITY MNGMT	71,521,095		0		0	
AIS-ASSET MANAGEMENT	34,536,818		200,262		(200,262)	
AIS-FLEET OPERATIONS	89,502,619		14,738,907		(18,310,526)	
AIS-INFORMATION TECH	19,571,276		1,224,281		(1,224,281)	
AIS-BUILDING MTCE/OPER	0		0		0	
PUBLIC SAFETY ADMIN 51	12,335,047		9,200,410	0	(9,200,410)	
BUILDINGS 67	22,007,376		8,504,773		(8,504,773)	
STREETS & SANITATION 81	0		0		0	
STS-COMM/ADM SVCS	3,996,103		0		0	
STS-DIRECT SERVICES	149,768,195		83,763,330		0	
STS-GENERAL	0		0		0	
CS SUPPORT TO AVIATION	0		0		0	
CS SUPPORT TO TRANSP	0		0		0	
EMERG MNGMT & COMM 58	18,380,435		116,454,726	0	(3,029,265)	
POLICE BOARD 55	965,699		0		0	
COPA 60	10,622,288		0		0	
POLICE DEPT 57	1,532,239,541	(12,064,635)	312,170,708		(1,832,345,614)	
POLICE-EQUIP USE	0		0		0	
POLICE-ADMINISTRATION	174,682,465	(7,851,826)	2,983,246	(133,033,893)	0	
POLICE-FIRST DEPUTY	20,704,713	(77,140)	2,458,599		0	
POLICE-ORG DEVLPMT	54,297,915	(59,400)	729,078		0	
POLICE-TECHNICAL SVCS	45,512,528	(19,779)	458,915		0	
POLICE-PATROL SVCS	963,020,697	(2,620,287)	295,405,421		(23,727,221)	
POLICE-DETECTIVES	197,959,979	(1,194,948)	69,344		0	
POLICE-ORGANIZED CRIME	76,061,244	(241,255)	3,693,102		0	
POLICE-GENERAL	0		0		0	
FIRE DEPT 59	(10,842,996)		0		0	

CITY OF CHICAGO, ILLINOIS
Full Cost Allocation Plan
Schedule C - Summary of Allocated Costs

Department Name	Total Expenditures	Disallowed	Cost Adjustments	Unallocated	Direct Billed	Total Allocated
FIRE-EQUIP USE	0		0		0	
FIRE-ADMINISTRATION	2,502,392		34,380		0	
FIRE-FIRST DEPUTY	4,973,470		24,719		0	
FIRE-ADMIN SERVICES	1,503,465		3,514		0	
FIRE-SUPPORT SERVICES	13,047,021		162,469		0	
FIRE-PREVENTION	11,460,580		67,555		0	
FIRE-OPER ADMIN	583,845,584		61,629,801		(640,207,452)	
FIRE-OPS/SPECIAL OPS	21,974,428		116,131		0	
FIRE-OPS/SUPPRESSION	458,998,773		30,449,727		(27,792,577)	
FIRE-OPS/EMS	97,607,771		31,060,622		(2,632,425)	
FIRE-GENERAL	0		0		0	
ADMIN HEARINGS 30						3,526,840
BRD OF ELECT COMM 39						4,733,307
HEALTH 41						26,420,863
HUMAN RELATIONS 45						2,230,702
PEOPLE WITH DISAB 48						1,106,623
BUILDINGS 67 - GENERAL						33,652,631
ANIMAL CARE CNTRL 73						5,160,655
LIQ LICENSE APPEAL COM 77						682,640
BOARD OF ETHICS 78						593,621
TRANSP 84 - CORP FD 100						30,048,953
MIDWAY OPERTNS FD 610						7,228,037
O'HARE OPERTNS FD 740						28,677,288
WATER FUND 200						81,112,316
SEWER FUND 314						44,195,445
CHI PUBLIC LIBRARY 91/346						7,891,644
CDBG FUNDS						5,500,150
VEHICLE TAX FUND 300						13,611,154
MOTOR FUEL TAX FD 310						11,480,161
MUNI HOTEL OPER 355 DCASE						7,352,463
TIF ADMIN FUND 0B21						147,386
FAMILY SUPTSVC 50						32,005,293
BUSINESS CONS 70						15,140,436
HOUSING 21						4,375,962
PLANNING & DEV 54						21,189,671
EMERG COMM FD 353						10,721,386
GARB COLLECT FD OB32						7,528,591
CHICAGO SKYWAY						1,336,086
AFFORDABLE HOUSING FD 996						0
NEIGHBORHOOD OPP FD OB41						0
ALL OTHER OR UNALLOCATED						4,322,275,239
Totals	5,897,583,333	(907,454,899)	2,470,556,717	(136,063,252)	(2,594,696,359)	4,729,925,540

Deviation: 0

CITY OF CHICAGO, ILLINOIS
Full Cost Allocation Plan
Schedule E - Summary of Allocation Basis

Department	Allocation Basis	Allocation Source
BUILDING DEPRECIATION		
1.4.1 CITY HALL	SQUARE FOOTAGE OCCUPIED BY DEPARTMENT	DGS-CITY OF CHICAGO-FACILITIES WORKSHEET - 2020
1.4.2 911 CENTER	EXCLUSIVE ALLOCATION TO OEMC 58	EXCLUSIVE ALLOCATION
1.4.3 POLICE HDQ	EXCLUSIVE ALLOCATION TO POLICE DEPARTMENT 57	EXCLUSIVE ALLOCATION
1.4.4 POLICE ACADEMY	EXCLUSIVE ALLOCATION TO POLICE DEPARTMENT 57	EXCLUSIVE ALLOCATION
1.4.5 FIRE ACADEMY	EXCLUSIVE ALLOCATION TO FIRE DEPARTMENT 59	EXCLUSIVE ALLOCATION
1.4.6 311 CENTER LEX	EXCLUSIVE ALLOCATION TO OEMC 58	EXCLUSIVE ALLOCATION
EQUIPMENT DEPRECIATION		
2.4.1 EQUIP DEPRECIATION	EQUIPMENT DEPRECIATION EXPENSE BY DEPARTMENT	2020 DEPRECIATION EXPENSE WORKSHEET
EMPLOYEE BENEFITS		
3.4.1 EMPLY BEN/MEDICAL	NUMBER OF BUDGETED POSITIONS BY DEPARTMENT (CORP FUND)	2020 ANNUAL APPROPRIATION ORDINANCE
3.4.2 DEATH BEN	NUMBER OF CORPORATE UNIFORMED EMPLOYEES BY DIVISION	2020 ANNUAL APPROPRIATION ORDINANCE
3.4.3 SOCIAL SEC	ACTUAL CORP SALS BY DEPT (Excl Pol & Fire Sworn)	SUMMARY TRIAL BALANCE FOR 2020 (A613 REPORT)
PBC - DALEY CENTER		
4.4.1 DALEY CENTER	SQUARE FOOTAGE BY DEPARTMENT - DALEY CENTER	DGS-CITY OF CHICAGO-FACILITIES BY ADDRESS (2019)
RETIREMENT		
5.4.1 EMPLOY/LAB	ACTUAL CORP SALS BY DEPT (Excl Pol & Fire Sworn)	SUMMARY TRIAL BALANCE FOR 2020 (A613 REPORT)
5.4.2 POLICE	TOTAL CORPORATE SWORN SALARIES BY BUREAU	2020 ANNUAL APPROPRIATION ORDINANCE
5.4.3 FIRE	SALARIES OF CORP UNIFORMED POSITIONS BY BUREAU	2020 ANNUAL APPROPRIATION ORDINANCE
FINANCE GENERAL 99		
6.4.1 WORKERS COMP	ACTUAL CLAIMS PER DEPT (CORPORATE FUND) FOR 2020	WORKER'S COMPENSATION FUND BY CLASSIFICATION REPORT
6.4.2 UNEMP COMP	NUMBER OF BUDGETED POSITIONS BY DEPARTMENT (CORP FUND)	2020 ANNUAL APPROPRIATION ORDINANCE
6.4.3 OTHER DIRECT	NUMBER OF BUDGETED POSITIONS BY DEPARTMENT (CORP FUND)	2020 ANNUAL APPROPRIATION ORDINANCE
6.4.4 DATA PROC SVCS	DOIT RESOURCE DIST BY DEPT (%) 2020, EXCL AVIATION & ENTERPRISE FDS	DEPARTMENT OF INNOVATION TECHNOLOGY
6.4.5 ACCTNG/AUDIT	NUMBER OF JV TRANSACTIONS BY DEPT EXCL ENTERPR & GRANT FUNDS	2020 JV JOURNAL ENTRIES REPORT
6.4.6 SURETY BONDS	SURETY BONDS OF PRINCIPAL OFFICERS (000's)	COMPTROLLER'S SUPPLEMENT CAFR FOR YEAR END DEC. 31
6.4.7 MOBILE COMM/ CIRCUITS	TELEPHONE CHARGES PER DEPARTMENT (CORP ONLY)	SUMMARY TRIAL BALANCE FOR 2020 (A613 REPORT)
MAYOR 01		
7.4.1 EXEC/ADMIN	NUMBER OF BUDGETED POSITIONS BY DEPARTMENT/FUND/GRANT	2020 ANNUAL APPROPRIATION ORDINANCE/NON-LOCAL FUNDS
7.4.2 GEN GOVT	EXCLUSIVE ALLOCATION TO ALL OTHER	EXCLUSIVE ALLOCATION
7.4.3 INTERGOV AFF	EXCLUSIVE ALLOCATION TO ACCOUNTING & FINANCIAL REPORTING	EXCLUSIVE ALLOCATION
7.4.4 PUBLIC SAFETY	EXCLUSIVE ALLOCATION TO PUBLIC SAFETY ADMIN	EXCLUSIVE ALLOCATION
INSPECTOR GENERAL 03		

CITY OF CHICAGO, ILLINOIS
Full Cost Allocation Plan
Schedule E - Summary of Allocation Basis

Department	Allocation Basis	Allocation Source
8.4.1 CORPORATE	POSITION COUNT, LESS WATER, SEWER, MIDWAY, O'HARE	2020 ANNUAL APPROPRIATION ORDINANCE
8.4.2 WATER	EXCLUSIVE ALLOCATION TO WATER FUND	EXCLUSIVE ALLOCATION
8.4.3 SEWER	EXCLUSIVE ALLOCATION TO SEWER FUND	EXCLUSIVE ALLOCATION
8.4.4 OTHER FUNDS	ACTUAL EXPENDITURES PER FUND	SUMMARY TRIAL BALANCE FOR 2020 (A613 REPORT)
BUDGET & MANAGEMNT 05		
9.4.1 OPS MGMT REVIEW	NUMBER OF BUDGETED POSITIONS BY DEPARTMENT/FUND/GRANT	2020 ANNUAL APPROPRIATION ORDINANCE/NON-LOCAL FUNDS
9.4.2 REV AND EXP ANALYSIS	NUMBER OF APPROPRIATION LINE ITEMS (EXCL CDBG AND WATER FUNDS)	2020 ANNUAL APPROPRIATION ORDINANCE
9.4.3 MGMT INITIATIVES	NUMBER OF BUDGETED POSITIONS BY DEPARTMENT/FUND/GRANT	2020 ANNUAL APPROPRIATION ORDINANCE/NON-LOCAL FUNDS
9.4.4 COMP AND TECH PROC	NUMBER OF BUDGETED POSITIONS BY DEPARTMENT/FUND/GRANT	2020 ANNUAL APPROPRIATION ORDINANCE/NON-LOCAL FUNDS
9.4.5 CAP MFT ADMIN	EXCLUSIVE ALLOCATION TO MOTOR FUEL TAX FUND	EXCLUSIVE ALLOCATION
9.4.6 DATA ANALYTICS	NUMBER OF BUDGETED POSITIONS BY DEPARTMENT/FUND/GRANT	2020 ANNUAL APPROPRIATION ORDINANCE/NON-LOCAL FUNDS
9.4.7 GRANTS MGMT	GRANT BUDGET ALLOCATIONS BY DEPARTMENT/FUND/GRANT - EXCL AVIATION	2020 ANNUAL APPROPRIATION ORDINANCE/NON-LOCAL FUNDS
9.4.8 OTHER FUNDS	ACTUAL EXPENDITURES PER FUND	SUMMARY TRIAL BALANCE FOR 2020 (A613 REPORT)
CITY CLERK 25		
10.4.1 COUNCIL SUPPORT	EXCLUSIVE ALLOCATION TO CITY COUNCIL-COMMITTEES	EXCLUSIVE ALLOCATION
10.4.2 VEHICLE LICENSE	EXCLUSIVE ALLOCATION TO VEHICLE TAX FUND	EXCLUSIVE ALLOCATION
CITY COUNCIL/COMM 15		
11.4.1 CITY COUNCIL	EXCLUSIVE ALLOCATION TO CITY COUNCIL	EXCLUSIVE ALLOCATION
11.4.2 FINANCIAL ANALYSIS	EXCLUSIVE ALLOCATION TO CITY COUNCIL	EXCLUSIVE ALLOCATION
11.4.3 LEGIS INSP GEN	EXCLUSIVE ALLOCATION TO INSPECTOR GENERAL	EXCLUSIVE ALLOCATION
11.4.4 FINANCE COMM	FINANCE COMMITTEE	EXCLUSIVE ALLOCATION TO FINANCE COMMITTEE
11.4.5 CORP OTHER COMM	EXCLUSIVE ALLOCATION TO NON-FINANCE COMMITTEES	EXCLUSIVE ALLOCATION
11.4.6 NON-CORP OTHER COMM	ACTUAL EXPENDITURES PER FUND	SUMMARY TRIAL BALANCE FOR 2020 (A613 REPORT)
CITY COUNCIL 15		
12.4.1 CITY COUNCIL	PERCENTAGE OF ACTUAL EXPENDITURES PER COUNCIL COMMITTEE	SUMMARY TRIAL BALANCE FOR 2020 (A613 REPORT)
FINANCE COMMITTEE		
13.4.1 WORKER'S COMP	TOTAL NUMBER OF WORKER'S COMP VOUCHERS PROCESSED IN 2020	WORKER'S COMP DIV-FUND BY CLASSIFICATION REPORT
NON-FINANCE COMM		
14.4.1 ALL OTHER COMM	PERCENTAGE OF CORP ACTUAL EXP PER COUNCIL CMTE EXCL FIN CMTEE	SUMMARY TRIAL BALANCE FOR 2020 (A613 REPORT)
FINANCE-CITYWIDE 27		
15.4.1 CMPTRLR CITY-WIDE	NUMBER OF BUDGETED POSITIONS PER BUREAU (ALL FUNDS)	2020 ANNUAL APPROPRIATION ORDINANCE
15.4.2 OLD COMPTR DEPT	NUMBER OF BUDGETED POSITIONS PER BUREAU EXCL REVENUE BUR (ALL FUNDS)	2020 ANNUAL APPROPRIATION ORDINANCE
CITY COMPTROLLER		

CITY OF CHICAGO, ILLINOIS
Full Cost Allocation Plan
Schedule E - Summary of Allocation Basis

Department	Allocation Basis	Allocation Source
16.4.1 COMPTROLLER	NUMBER OF BUDGETED POSITIONS PER BUREAU (ALL FUNDS)	2020 ANNUAL APPROPRIATION ORDINANCE
16.4.2 INTERNAL AUDIT	NUMBER OF BUDGETED POSITIONS PER BUREAU (ALL FUNDS)	2020 ANNUAL APPROPRIATION ORDINANCE
16.4.3 FIN-SYS SUPPRT	TOTAL # OF PV (PAYMENT VOUCH) AND CV (CONTRACT VOUCH) TRANS BY UNIT	2020 AP TRANSACTIONS BY TRANS CODE REPORT
16.4.4 FISCAL ADMIN	TOTAL # OF PV (PAYMENT VOUCH) AND CV (CONTRACT VOUCH) TRANS BY UNIT	2020 AP TRANSACTIONS BY TRANS CODE REPORT
16.4.5 PERSONNEL	NUMBER OF BUDGETED POSITIONS PER BUREAU (ALL FUNDS)	2020 ANNUAL APPROPRIATION ORDINANCE
COMPTR-ACCT FIN RPTG		
17.4.1 GENERAL ACCT	JV (JOURNAL VOUCHER) ACCTNG TRANS BY DEPT EXCL ENTERPR & GRANT FDS	2020 JV JOURNAL ENTRIES REPORT
17.4.2 COST CONTROL	IV (INTERFUND VOUCH) TRANS BY DEPT EXCL ENTERPR & GRANT FDS	2020 AP TRANSACTIONS BY TRANS CODE REPORT
17.4.3 GPAD ADMIN	GRANT BUDGET ALLOCATIONS BY DEPARTMENT/FUND/GRANT - EXCL AVIATION	2020 ANNUAL APPROPRIATION ORDINANCE/NON-LOCAL FUNDS
17.4.4 PUB SAFETY & PLNG	GRANT BUDGET ALLOCATIONS TO PUBLIC SAFETY RELATED DEPTS	2020 ANNUAL APPROPRIATION ORDINANCE/NON-LOCAL FUNDS
17.4.5 SYSTEMS AUDIT	GRANT BUDGET ALLOCATIONS BY DEPARTMENT/FUND/GRANT - EXCL AVIATION	2020 ANNUAL APPROPRIATION ORDINANCE/NON-LOCAL FUNDS
17.4.6 DFSS ALL GRANTS	EXCLUSIVE ALLOCATION TO DFSS	EXCLUSIVE ALLOCATION
17.4.7 TRANSPORTATION	EXCLUSIVE ALLOCATION TO TRANSPORTATION	EXCLUSIVE ALLOCATION
17.4.8 HEALTH	EXCLUSIVE ALLOCATION TO DEPARTMENT OF HEALTH	EXCLUSIVE ALLOCATION
17.4.9 COMM DEV ACCTNG	EXCLUSIVE ALLOCATION TO HOUSING & ECONOMIC DEVELOPMENT	EXCLUSIVE ALLOCATION
17.4.10 VOUCHER/AUDIT	NUMBER OF DELEGATE AGENCY AWARDS	PURCHASING TRANSACTION REPORT FOR 2019
17.4.11 OTHER FUNDS	ACTUAL EXPENDITURES PER FUND	SUMMARY TRIAL BALANCE FOR 2020 (A613 REPORT)
COMPTR-FIN STRATG OPS		
18.4.1 FINANCIAL POLICY	TOTAL EXP BY DEPT/FUND/GRANT, EXCL VEHICLE TAX	SUMMARY TRIAL BALANCE FOR 2020 (A613 REPORT)
18.4.2 EMP BEN MGMT	NUMBER OF BUDGETED POSITIONS BY DEPT/FUND/GRANT (EXCL MIDWAY)	2020 ANNUAL APPROPRIATION ORDINANCE/NON-LOCAL FUNDS
18.4.3 RISK MGMT	NUMBER OF BUDGETED POSITIONS BY DEPT/FUND/GRANT (EXCL MIDWAY & O'HARE)	2020 ANNUAL APPROPRIATION ORDINANCE/NON-LOCAL FUNDS
18.4.4 DISBURSEMENT	TOTAL NUMBER OF PV ACCOUNTING TRANSACTIONS BY UNIT, EXCL WATER	2020 AP TRANSACTIONS BY TRANS CODE REPORT
18.4.5 PAYROLL	NUMBER OF BUDGETED POSITIONS BY DEPARTMENT/FUND/GRANT	2020 ANNUAL APPROPRIATION ORDINANCE/NON-LOCAL FUNDS
18.4.6 WC CPD CFD	CPD AND CFD ACTUAL CLAIMS (CORP FUND) FOR 2019	WORKER'S COMPENSATION FUND BY CLASSIFICATION REPORT
18.4.7 OTHER FUNDS	ACTUAL EXPENDITURES PER FUND	SUMMARY TRIAL BALANCE FOR 2020 (A613 REPORT)
COMPTR-REVENUE SVCS		
19.4.1 PAYMENT PROCESSING	EXCLUSIVE ALLOCATION TO ALL OTHER	EXCLUSIVE ALLOCATION
19.4.2 TAX POLICY AND ADMIN	EXCLUSIVE ALLOCATION TO ALL OTHER	EXCLUSIVE ALLOCATION
19.4.3 STREET OPS	EXCLUSIVE ALLOCATION TO ALL OTHER	EXCLUSIVE ALLOCATION
19.4.4 A/R-CITYWIDE	TOTAL EXP BY DEPT/FUND/GRANT, EXCL ENT FUNDS & VEH TAX	SUMMARY TRIAL BALANCE FOR 2020 (A613 REPORT)
19.4.5 A/R-CITATIONS	EXCLUSIVE ALLOCATION TO ALL OTHER	EXCLUSIVE ALLOCATION
19.4.6 OTHER FUNDS	ACTUAL EXPENDITURES PER FUND	SUMMARY TRIAL BALANCE FOR 2020 (A613 REPORT)
TREASURER 28		
20.4.1 FINANCIAL RPTG	TOTAL EXP BY DEPT/FUND/GRANT, EXCL WATER, MIDWAY & O'HARE	SUMMARY TRIAL BALANCE FOR 2020 (A613 REPORT)

Department	Allocation Basis	Allocation Source
20.4.2 OTHER FUNDS	ACTUAL EXPENDITURES PER FUND	SUMMARY TRIAL BALANCE FOR 2020 (A613 REPORT)
LAW CITY-WIDE 31		
21.4.1 CORP CNSL (4005)	ALLOCATED SALARIES BY BENEFITING DEPARTMENT	TIME ALLOCATIONS FOR THE PERIOD OF 1/1/2020-12/31/2020
21.4.2 APPEALS (3007)	% OF APPEALS RELATED TIME PER ENTERPRISE FUND	TIME ALLOCATIONS FOR THE PERIOD OF 1/1/2020-12/31/2020
21.4.3 BLDG & LIC ENF (3011)	% OF BLDG & LIC ENF RELATED TIME PER ENTERPRISE FUND	TIME ALLOCATIONS FOR THE PERIOD OF 1/1/2020-12/31/2020
21.4.4 CONSTIT/COMM LIT (3014)	% OF CONSTIT/COMM POL RELATED TIME PER ENTERPRISE FUND	TIME ALLOCATIONS FOR THE PERIOD OF 1/1/2020-12/31/2020
21.4.5 TORTS (3019)	% OF TORTS RELATED TIME PER ENTERPRISE FUND	TIME ALLOCATIONS FOR THE PERIOD OF 1/1/2020-12/31/2020
21.4.6 EMP LIT (3022)	% OF EMP LIT RELATED TIME PER ENTERPRISE FUND	TIME ALLOCATIONS FOR THE PERIOD OF 1/1/2020-12/31/2020
21.4.7 LABOR (3028)	% OF LABOR RELATED TIME BY BENEFITING DEPARTMENT	TIME ALLOCATIONS FOR THE PERIOD OF 1/1/2020-12/31/2020
21.4.8 LEGAL COUNSEL (3031)	% OF LEGAL COUNSEL RELATED TIME PER ENTERPRISE FUND	TIME ALLOCATIONS FOR THE PERIOD OF 1/1/2020-12/31/2020
21.4.9 AVIA/ENVIR (3038)	% OF AVIA/ENVIR RELATED TIME BY BENEFITING DEPARTMENT	TIME ALLOCATIONS FOR THE PERIOD OF 1/1/2020-12/31/2020
21.4.10 INVESTIG/PROSEC (3039)	% OF MUNI PROS RELATED TIME PER ENTERPRISE FUND	TIME ALLOCATIONS FOR THE PERIOD OF 1/1/2020-12/31/2020
21.4.11 REVENUE LIT (3046)	% OF REVENUE LIT RELATED TIME PER ENTERPRISE FUND	TIME ALLOCATIONS FOR THE PERIOD OF 1/1/2020-12/31/2020
21.4.12 FIN/ECON DEV (3144)	% OF FIN/ECON RELATED TIME BY BENEFITING DEPARTMENT	TIME ALLOCATIONS FOR THE PERIOD OF 1/1/2020-12/31/2020
21.4.13 REAL ESTATE (3045)	% OF REAL ESTATE RELATED TIME BY BENEFITING DEPARTMENT	TIME ALLOCATIONS FOR THE PERIOD OF 1/1/2020-12/31/2020
21.4.14 COLL OWNRSP LIT (3049)	% OF COLL OWNRSP LIT RELATED TIME PER ENTERPRISE FUND	TIME ALLOCATIONS FOR THE PERIOD OF 1/1/2020-12/31/2020
21.4.15 FED CIV RIGHTS (3125)	EXCLUSIVE ALLOCATION TO POLICE DEPARTMENT 57	EXCLUSIVE ALLOCATION
LAW CORPORATE		
22.4.1 ADMIN (3006)	ALLOCATION TO LAW CITY-WIDE	ALLOCATION TO LAW CITY-WIDE
22.4.2 CORP CNSL (4005)	% OF CORP COUNSEL RELATED TIME EXCL ENTERP FDS, CDBG, TIF BY DEPT	TIME ALLOCATIONS FOR THE PERIOD OF 1/1/2020-12/31/2020
22.4.3 APPEALS (3007)	% OF APPEALS RELATED TIME EXCL ENTERP FDS, CDBG, TIF BY DEPT	TIME ALLOCATIONS FOR THE PERIOD OF 1/1/2020-12/31/2020
22.4.4 BLDG & LIC ENF (3011)	% OF BLDG & LIC ENF RELATED TIME EXCL ENTERP FDS, CDBG, TIF BY DEPT	TIME ALLOCATIONS FOR THE PERIOD OF 1/1/2020-12/31/2020
22.4.5 CONSTIT/COMM LIT (3014)	% OF CONSTIT/COMM POL RELATED TIME EXCL ENTERP FDS, CDBG, TIF BY DEPT	TIME ALLOCATIONS FOR THE PERIOD OF 1/1/2020-12/31/2020
22.4.6 TORTS (3019)	% OF TORTS RELATED TIME EXCL ENTERP FDS, CDBG, TIF BY DEPT	TIME ALLOCATIONS FOR THE PERIOD OF 1/1/2020-12/31/2020
22.4.7 EMP LIT (3022)	% OF EMP LIT RELATED TIME EXCL ENTERP FDS, CDBG, TIF BY DEPT	TIME ALLOCATIONS FOR THE PERIOD OF 1/1/2020-12/31/2020
22.4.8 INDIV DEF LIT	EXCLUSIVE ALLOCATION TO POLICE DEPARTMENT 57	EXCLUSIVE ALLOCATION
22.4.9 LABOR (3028)	% OF LABOR RELATED TIME EXCL ENTERP FDS, CDBG, TIF BY DEPT	TIME ALLOCATIONS FOR THE PERIOD OF 1/1/2020-12/31/2020
22.4.10 LEGAL COUNSEL (3031)	% OF LEGAL COUNSEL RELATED TIME EXCL ENTERP FDS, CDBG, TIF BY DEPT	TIME ALLOCATIONS FOR THE PERIOD OF 1/1/2020-12/31/2020
22.4.11 AVIA/ENVIR (3038)	% OF AVIA/ENVIR RELATED TIME EXCL ENTERP FDS, CDBG, TIF BY DEPT	TIME ALLOCATIONS FOR THE PERIOD OF 1/1/2020-12/31/2020
22.4.12 INVESTIG/PROSEC (3039)	% OF INVST/PROSECTNS RELATED TIME EXCL ENTERP FDS, CDBG, TIF BY DEPT	TIME ALLOCATIONS FOR THE PERIOD OF 1/1/2020-12/31/2020
22.4.13 REVENUE LIT (3046)	% OF REVENUE LIT RELATED TIME EXCL ENTERP FDS, CDBG, TIF BY DEPT	TIME ALLOCATIONS FOR THE PERIOD OF 1/1/2020-12/31/2020
22.4.14 FIN/ECON DEV (3144)	% OF FIN/ECON RELATED TIME EXCL ENTERP FDS, CDBG, TIF BY DEPT	TIME ALLOCATIONS FOR THE PERIOD OF 1/1/2020-12/31/2020

CITY OF CHICAGO, ILLINOIS
Full Cost Allocation Plan
Schedule E - Summary of Allocation Basis

Department	Allocation Basis	Allocation Source
22.4.15 REAL ESTATE (3045)	% OF REAL ESTATE RELATED TIME EXCL ENTERP FDS, CDBG, TIF BY DEPT	TIME ALLOCATIONS FOR THE PERIOD OF 1/1/2020-12/31/2020
22.4.16 COLL OWNRSP LIT (3049)	% OF COLL OWNRSHP RELATED TIME EXCL ENTERP FDS, CDBG, TIF BY DEPT	TIME ALLOCATIONS FOR THE PERIOD OF 1/1/2020-12/31/2020
22.4.17 COMPLIANCE	EXCLUSIVE ALLOCATION TO ALL OTHER	EXCLUSIVE ALLOCATION
22.4.18 FED CIV RIGHTS (3125)	EXCLUSIVE ALLOCATION TO POLICE DEPARTMENT 57	EXCLUSIVE ALLOCATION
HUMAN RESOURCES 33		
23.4.1 HR SUPPORT	NUMBER OF BUDGETED POSITIONS BY DEPARTMENT/FUND/GRANT	2020 ANNUAL APPROPRIATION ORDINANCE/NON-LOCAL FUNDS
23.4.2 EMPLYMT SERVICES	NUMBER OF BUDGETED POSITIONS, LESS WATER, MIDWAY AND O'HARE	2020 APPROPRIATION BUDGET ORDINANCE
23.4.3 OTHER FUNDS	ACTUAL EXPENDITURES PER FUND	SUMMARY TRIAL BALANCE FOR 2020 (A613 REPORT)
PROCUREMENT SVCS 35		
24.4.1 CONTRACT MGMT CORP	WEIGHTED # OF RELEASED CONTRACTS LESS AVTN>$100K WATER, O'HARE, MIDWAY	PURCHASING TRANSACTION REPORT FOR 2020
24.4.2 CERTIF/COMPL	WEIGHTED # OF RELEASED CONTRACTS LESS AVTN>$100K WATER, O'HARE, MIDWAY	PURCHASING TRANSACTION REPORT FOR 2020
24.4.3 OTHER FUNDS	ACTUAL EXPENDITURES PER FUND	SUMMARY TRIAL BALANCE FOR 2020 (A613 REPORT)
ASSETS & INFO SVCS 38		
25.4.1 NEW DFFM	NUMBER OF BUDGETED POSITIONS PER BUREAU (ALL FUNDS)	2020 ANNUAL APPROPRIATION ORDINANCE
25.4.2 OLD DGS	NUMBER OF BUDGETED POSITIONS PER BUREAU EXCL FLEET OPS BUR (ALL FUNDS)	2020 ANNUAL APPROPRIATION ORDINANCE
AIS-COMM & FIN&ADMIN		
26.4.1 FFM-COMMISSIONER	NUMBER OF BUDGETED POSITIONS PER BUREAU (ALL FUNDS)	2020 ANNUAL APPROPRIATION ORDINANCE
26.4.2 DGS-FIN/ACCTNG	TOTAL EXPENDITURES BY DGS BUREAU (ALL FUNDS INCLUDED)	SUMMARY TRIAL BALANCE FOR 2020 (A613 REPORT)
26.4.3 DGS-CONTR MGMT	TOTAL EXPENDITURES BY DGS BUREAU (ALL FUNDS INCLUDED)	SUMMARY TRIAL BALANCE FOR 2020 (A613 REPORT)
26.4.4 DGS-HUMAN RESOURCES	NUMBER OF BUDGETED POSITIONS PER BUREAU (ALL FUNDS)	2020 ANNUAL APPROPRIATION ORDINANCE
26.4.5 DGS-SYSTEMS/PERF IMP	NUMBER OF BUDGETED POSITIONS PER BUREAU (ALL FUNDS)	2020 ANNUAL APPROPRIATION ORDINANCE
26.4.6 TELECOM	TELEPHONE CHARGES PER DEPARTMENT AND FUND TYPE	SUMMARY TRIAL BALANCE FOR 2020 (A613 REPORT)
26.4.7 LEASE PURCH AGRMT	NUMBER OF BUDGETED POSITIONS PER BUREAU (ALL FUNDS)	2020 ANNUAL APPROPRIATION ORDINANCE
AIS-FACILITY MNGMT		
27.4.1 DGS-TRADES	SQ FTG BY DEPT (EXCL LIBRARY) - CITY OWNED FACILITIES	DGS-CITY OF CHICAGO-FACILITIES WORKSHEET - 2020
27.4.2 CUSTODIAL SVCS	SQ FTG BY DEPT (EXCL LIBRARY) - CITY OWNED FACILITIES	DGS-CITY OF CHICAGO-FACILITIES WORKSHEET - 2020
27.4.3 BLDG ENGINEERS	SQ FTG BY DEPT (EXCL LIBRARY) - CITY OWNED FACILITIES	DGS-CITY OF CHICAGO-FACILITIES WORKSHEET - 2020
27.4.4 ARCH/ENG	SQ FTG BY DEPT - CITY OWNED FACILITIES	DGS-CITY OF CHICAGO-FACILITIES WORKSHEET - 2020
27.4.5 CONSTR MGMT	SQ FTG BY DEPT - CITY OWNED FACILITIES	DGS-CITY OF CHICAGO-FACILITIES WORKSHEET - 2020
27.4.6 SECURITY	SQ FTG BY DEPT - CITY OWNED/LEASED FACILITIES (LESS LIBRARY)	DGS-CITY OF CHICAGO-FACILITIES WORKSHEET - 2020
27.4.7 RELOCATION	SQ FTG BY DEPT (EXCL LIBRARY) - CITY OWNED FACILITIES	DGS-CITY OF CHICAGO-FACILITIES WORKSHEET - 2020
27.4.8 OFFICE/BLDG/CUST	SQ FTG BY DEPT - CITY OWNED/LEASED FACILITIES (LESS LIBRARY)	DGS-CITY OF CHICAGO-FACILITIES WORKSHEET - 2020

MAXCAP 2022 MAXIMUS Consulting Services, Inc.

CITY OF CHICAGO, ILLINOIS
Full Cost Allocation Plan
Schedule E - Summary of Allocation Basis

Department	Allocation Basis	Allocation Source
27.4.9 FAC AREA MGMT SVCS	BUDGETED COSTS BY DEPT SQ FTG IN 400 W SUPERIOR	291-A JUSTIFICATION BUDGET 2020
27.4.10 FACIL MTCE	SQ FTG BY DEPT (EXCL LIBRARY) - CITY OWNED FACILITIES	DGS-CITY OF CHICAGO-FACILITIES WORKSHEET - 2020
27.4.11 NPV	SQUARE FOOTAGE OCCUPIED BY DEPARTMENT	DGS-CITY OF CHICAGO-FACILITIES WORKSHEET - 2020
27.4.12 CENTRAL MAIL	POSTAGE EXPENSES BY DEPARTMENT	POSTAGE BY PHONE REPORT AS OF 12/31/2020
27.4.13 ENVIR HEALTH & SAFETY	SQ FTG BY DEPARTMENT - CITY OWNED/LEASED FACILITIES	DGS-CITY OF CHICAGO-FACILITIES WORKSHEET - 2020
AIS-ASSET MANAGEMENT		
28.4.1 LEASING/PORTFOLIO	TOTAL NUMBER OF LEASES PROCESSED	2020 DFFM REPORT OF LEASED FACILITIES
28.4.2 GRAPHICS SVCS	GRAPHICS ALLOCATIONS BY DEPARTMENT/FUND	GRAPHIC BREAKDOWN REPORT FOR BFY 2020
28.4.3 ENERGY SVCS	SQ FTG BY DEPT - CITY OWNED FACILITIES	DGS-CITY OF CHICAGO-FACILITIES WORKSHEET - 2020
28.4.4 DOC RETENTION	NUMBER OF BUDGETED POSITIONS BY DEPARTMENT/FUND/GRANT	2020 ANNUAL APPROPRIATION ORDINANCE/NON-LOCAL FUNDS
28.4.5 ENVIR HEALTH & SAFETY	SQ FTG BY DEPARTMENT - CITY OWNED/LEASED FACILITIES	DGS-CITY OF CHICAGO-FACILITIES WORKSHEET - 2020
28.4.6 PROPERTY RENTAL	LEASING EXPENSES FOR CITY DEPT PD BY CORPORATE; EXCLUDES ENT FDS	291-A JUSTIFICATION FOR 2020; OBJECT CODE=0155
28.4.7 MOTOR FUEL/GASOLINE	EXCLUSIVE ALLOCATION TO FLEET OPERATIONS	EXCLUSIVE ALLOCATION
28.4.8 NATURAL GAS	BUDGETED NATURAL GAS COSTS BY DEPARTMENT	291-A JUSTIFICATION BUDGET 2020; ACCT .0322
28.4.9 ELECTRICITY	BUDGETED ELECTRICITY COSTS BY DEPARTMENT	291-A JUSTIFICATION BUDGET 2020; ACCT .0331
28.4.10 PBC EXPENSES	BUDGETED EXP BY DEPTS IN DALEY CENTER	291-A JUSTIFICATION BUDGET 2020; ACCT .9160
28.4.11 CDBG	EXCLUSIVE ALLOCATION TO CDBG PROGRAMS	EXCLUSIVE ALLOCATION
AIS-FLEET OPERATIONS		
29.4.1 EQUIP/PROJ MGMT	VEHICLE COUNTS BY USING DEPARTMENT/AGENCY	FLEET OPERATIONS VEHICLE COUNT REPORT
29.4.2 FUEL SVCS	VEHICLE COUNTS BY USING DEPARTMENT/AGENCY	FLEET OPERATIONS VEHICLE COUNT REPORT
29.4.3 ACCIDENT/ASSESS	VEHICLE COUNTS BY USING DEPARTMENT/AGENCY	FLEET OPERATIONS VEHICLE COUNT REPORT
29.4.4 FLEET MTCE OPS	FLEET MTCE COSTS BY USING DEPT/AGENCY	FLEET OPERATIONS REPORT OF MAINTENANCE COSTS
29.4.5 ROAD SVCS	ROAD SERVICE COST PER DEPT/AGENCY	FLEET OPERATIONS REPORT OF ROAD SERVICE
29.4.6 CPD MOTOR MTCE	FLEET MTCE COSTS BY USING DEPT/AGENCY	FLEET OPERATIONS REPORT OF MAINTENANCE COSTS
29.4.7 CORP EXP TO AIRPORTS	TOTAL EXPENDITURES BY AIRPORT	SUMMARY TRIAL BALANCE FOR 2020 (A613 REPORT)
29.4.8 OTHER FUNDS	ACTUAL EXPENDITURES PER FUND	SUMMARY TRIAL BALANCE FOR 2020 (A613 REPORT)
AIS-INFORMATION TECH		
30.4.1 DOIT	DOIT RESOURCE DIST BY DEPT (%) 2020	DEPARTMENT OF INNOVATION TECHNOLOGY
30.4.2 PROF SVCS - IT MTCE	DOIT RESOURCE DIST BY DEPT (%) 2020 EXCL WATER FUND	DEPARTMENT OF INNOVATION TECHNOLOGY
30.4.3 DOIT NON-CORP	ACTUAL EXPENDITURES PER FUND	SUMMARY TRIAL BALANCE FOR 2020 (A613 REPORT)
AIS-BUILDING MTCE/OPER		
31.4.1 DGS M&O-CITY HALL	SQUARE FOOTAGE OCCUPIED BY DEPARTMENT	DGS-CITY OF CHICAGO-FACILITIES WORKSHEET - 2020
31.4.2 GARFIELD CC	SQUARE FOOTAGE OCCUPIED BY DEPARTMENT	DGS-CITY OF CHICAGO-FACILITIES WORKSHEET - 2020
31.4.3 BURNSIDE CC	SQUARE FOOTAGE OCCUPIED BY DEPARTMENT	DGS-CITY OF CHICAGO-FACILITIES WORKSHEET - 2020
31.4.4 KING CC	SQUARE FOOTAGE OCCUPIED BY DEPARTMENT	DGS-CITY OF CHICAGO-FACILITIES WORKSHEET - 2020

MAXCAP 2022 MAXIMUS Consulting Services, Inc.

CITY OF CHICAGO, ILLINOIS
Full Cost Allocation Plan
Schedule E - Summary of Allocation Basis

Department	Allocation Basis	Allocation Source
31.4.5 DEPAUL CTR	SQ FTG BY CORP DEPT (EXCL WATER & SEWER) - DEPAUL CENTER	DGS-CITY OF CHGO-FACIL WORKSHEET - 2020 AND 291-A JUSTIFICATION
31.4.6 GOLDBLATT'S	SQUARE FOOTAGE OCCUPIED BY DEPARTMENT	DGS-CITY OF CHICAGO-FACILITIES WORKSHEET - 2020
31.4.7 GALLERY 37	EXCLUSIVE ALLOCATION TO CULTURAL AFFAIRS	EXCLUSIVE ALLOCATION
31.4.8 NORTH PARK VILL	SQUARE FOOTAGE OCCUPIED BY DEPARTMENT	DGS-CITY OF CHICAGO-FACILITIES WORKSHEET - 2020
31.4.9 30 N. LASALLE	SQ FTG BY CORP DEPT (EXCL AVIATION) - 30 N. LASALLE	DGS-CITY OF CHGO-FACIL WORKSHEET - 2020 AND 291-A JUSTIFICATION
31.4.10 OTHER FACIL	SQUARE FOOTAGE OCCUPIED BY DEPARTMENT	DGS-CITY OF CHICAGO-FACILITIES WORKSHEET - 2020
31.4.11 DGS M&O-DALEY CTR	SQUARE FOOTAGE BY DEPARTMENT - DALEY CENTER	DGS-CITY OF CHICAGO-FACILITIES BY ADDRESS (2019)
PUBLIC SAFETY ADMIN 51		
32.4.1 PUBLIC SAFETY ADMIN	NUMBER OF BUDGETED POSITIONS PER BUREAU	2020 ANNUAL APPROPRIATION ORDINANCE
32.4.2 EMERG COMM FUND	EXCLUSIVE ALLOCATION TO EMERG COMM FUND	EXCLUSIVE ALLOCATION
BUILDINGS 67		
33.4.1 ALL OTHER	EXCLUSIVE ALLOCATION TO BUILDINGS-GENERAL	EXCLUSIVE ALLOCATION
33.4.2 WATER FUND	EXCLUSIVE ALLOCATION TO WATER FUND	EXCLUSIVE ALLOCATION
33.4.3 VEHICLE TAX	EXCLUSIVE ALLOCATION TO VEHICLE TAX FUND	EXCLUSIVE ALLOCATION
33.4.4 SEWER FUND	EXCLUSIVE ALLOCATION TO SEWER FUND	EXCLUSIVE ALLOCATION
33.4.5 CDBG FUND	EXCLUSIVE ALLOCATION TO CDBG PROGRAMS	EXCLUSIVE ALLOCATION
STREETS & SANITATION 81		
34.4.1 DSS-DEPTWIDE	NUMBER OF BUDGETED POSITIONS PER BUREAU (ALL FUNDS)	2020 ANNUAL APPROPRIATION ORDINANCE
34.4.2 DSS CORP WIDE	NUMBER OF CORPORATE BUDGETED POSITIONS PER BUREAU	2020 ANNUAL APPROPRIATION ORDINANCE
34.4.3 DSS EQUIP RELATED	NUMBER OF BUDGETED POSITIONS PER BUREAU	2020 ANNUAL APPROPRIATION ORDINANCE
STS-COMM/ADM SVCS		
35.4.1 COMM/ADM SVCS	NUMBER OF BUDGETED POSITIONS PER BUREAU (ALL FUNDS)	2020 ANNUAL APPROPRIATION ORDINANCE
STS-DIRECT SERVICES		
36.4.1 DSS SANITATION	EXCLUSIVE ALLOCATION TO DSS GENERAL	EXCLUSIVE ALLOCATION
36.4.2 DSS RODENT CONTROL	EXCLUSIVE ALLOCATION TO DSS GENERAL	EXCLUSIVE ALLOCATION
36.4.3 DSS STREET OPS	EXCLUSIVE ALLOCATION TO DSS GENERAL	EXCLUSIVE ALLOCATION
36.4.4 DSS TRAFFIC SVCS	EXCLUSIVE ALLOCATION TO DSS GENERAL	EXCLUSIVE ALLOCATION
36.4.5 DSS FORESTRY	EXCLUSIVE ALLOCATION TO DSS GENERAL	EXCLUSIVE ALLOCATION
36.4.6 VEHICLE TAX	EXCLUSIVE ALLOCATION TO VEHICLE TAX FUND	EXCLUSIVE ALLOCATION
36.4.7 GARB COLL FUND	EXCLUSIVE ALLOCATION TO GARB COLL FD	EXCLUSIVE ALLOCATION
STS-GENERAL		
37.4.1 STS-GENERAL	WATER, SEWER PLANT VALUE AS A % OF CITY FULL PROP VALUE	2020 WATER/SEWER ANNUAL RPT & CIVIC FEDERATION DATA
CS SUPPORT TO AVIATION		
38.4.1 AVIATION	SALARY EXPENDITURES	SUMMARY TRIAL BALANCE FOR 2020 (A613 REPORT)
CS SUPPORT TO TRANSP		
39.4.1 TRANSP-CORP	ALLOCATION TO TRANSP-CORP	ALLOCATION TO TRANSP-CORP
39.4.2 ALL TRANSP	NUMBER OF BUDGETED POSITIONS PER FUND	2020 ANNUAL APPROPRIATION ORDINANCE
EMERG MNGMT & COMM 58		

MAXCAP 2022 MAXIMUS Consulting Services, Inc.

CITY OF CHICAGO, ILLINOIS
Full Cost Allocation Plan
Schedule E - Summary of Allocation Basis

Department	Allocation Basis	Allocation Source
40.4.1 CPD DISPATCH	BUDGETED SWORN POSITIONS IN OPERATING UNITS (CORP FUND ONLY)	2020 ANNUAL APPROPRIATION ORDINANCE
40.4.2 CFD DISPATCH	BUDGETED POSITIONS IN OPERATING UNITS (CORP FUND ONLY)	2020 ANNUAL APPROPRIATION ORDINANCE
40.4.3 ALT RESPONSE	BUDGETED SWORN POSITIONS IN OPERATING UNITS (CORP FUND ONLY)	2020 ANNUAL APPROPRIATION ORDINANCE
40.4.4 CITYWIDE EMERG MGMT	NUMBER OF BUDGETED POSITIONS BY DEPARTMENT/FUND/GRANT	2020 ANNUAL APPROPRIATION ORDINANCE/NON-LOCAL FUNDS
40.4.5 NON EMERGENCY 311	# OF SVC REQUESTS HANDLED IN 2020	311 CITY SVCS
40.4.6 CORP TMA	EXCLUSIVE ALLOCATION TO POLICE GENERAL	EXCLUSIVE ALLOCATION
40.4.7 CORP XING GUARDS	EXCLUSIVE ALLOCATION TO POLICE GENERAL	EXCLUSIVE ALLOCATION
40.4.8 MDW TMA	EXCLUSIVE ALLOCATION MIDWAY	EXCLUSIVE ALLOCATION
40.4.9 MDW AVIATION DISPATCH	EXCLUSIVE ALLOCATION MIDWAY	EXCLUSIVE ALLOCATION
40.4.10 ORD NON EMERGENCY 311	EXCLUSIVE ALLOCATION TO O'HARE	EXCLUSIVE ALLOCATION
40.4.11 ORD TMA	EXCLUSIVE ALLOCATION TO O'HARE	EXCLUSIVE ALLOCATION
40.4.12 ORD AVIATION DISPATCH	EXCLUSIVE ALLOCATION TO O'HARE	EXCLUSIVE ALLOCATION
40.4.13 EMERG COMM FUND	EXCLUSIVE ALLOCATION TO EMERG COMM FUND	EXCLUSIVE ALLOCATION
POLICE BOARD 55		
41.4.1 POLICE BOARD	EXCLUSIVE ALLOCATION TO POLICE ADMINISTRATION	EXCLUSIVE ALLOCATION
COPA 60		
42.4.1 COPA	EXCLUSIVE ALLOCATION TO POLICE ADMINISTRATION	EXCLUSIVE ALLOCATION
POLICE DEPT 57		
43.4.1 ADMINISTRATION	EXCLUSIVE ALLOCATION TO POLICE ADMINISTRATION	EXCLUSIVE ALLOCATION
43.4.2 FIRST DEPUTY	EXCLUSIVE ALLOCATION TO POLICE FIRST DEPUTY	EXCLUSIVE ALLOCATION
43.4.3 ORG DEVELOPMENT	EXCLUSIVE ALLOCATION TO POLICE ORGANIZATIONAL DEVELOPMENT	EXCLUSIVE ALLOCATION
43.4.4 PATROL SVCS	EXCLUSIVE ALLOCATION TO POLICE PATROL SERVICES	EXCLUSIVE ALLOCATION
43.4.5 DETECTIVES	EXCLUSIVE ALLOCATION TO DETECTIVES	EXCLUSIVE ALLOCATION
43.4.6 ORG CRIME	EXCLUSIVE ALLOCATION TO ORGANIZED CRIME	EXCLUSIVE ALLOCATION
43.4.7 TECHNICAL SVCS	EXCLUSIVE ALLOCATION TO POLICE TECHNICAL SERVICES	EXCLUSIVE ALLOCATION
43.4.8 BUILDING COSTS	TOTAL NUMBER OF EMPLOYEES BY DIVISION	2020 ANNUAL APPROPRIATION ORDINANCE
POLICE-EQUIP USE		
44.4.1 EQUIPMENT USE	TOTAL NUMBER OF EMPLOYEES BY DIVISION	2020 ANNUAL APPROPRIATION ORDINANCE
44.4.2 CPD-VEH MTCE	TOTAL NUMBER OF UNIFORMED EMPLOYEES BY DIVISION	2020 ANNUAL APPROPRIATION ORDINANCE
POLICE-ADMINISTRATION		
45.4.1 SUPERINTENDENT	TOTAL NUMBER OF EMPLOYEES BY DIVISION	2020 ANNUAL APPROPRIATION ORDINANCE
45.4.2 GENERAL COUNSEL	TOTAL NUMBER OF EMPLOYEES BY DIVISION	2020 ANNUAL APPROPRIATION ORDINANCE
45.4.3 MGMT LABOR	TOTAL NUMBER OF UNIFORMED EMPLOYEES BY DIVISION	2020 ANNUAL APPROPRIATION ORDINANCE
45.4.4 COMMUNCATION	EXCLUSIVE ALLOCATION TO POLICE GENERAL	EXCLUSIVE ALLOCATION
45.4.5 INTERNAL AFFAIRS	TOTAL NUMBER OF EMPLOYEES BY DIVISION	2020 ANNUAL APPROPRIATION ORDINANCE
45.4.6 REFORM MGMT	TOTAL NUMBER OF UNIFORMED EMPLOYEES BY DIVISION	2020 ANNUAL APPROPRIATION ORDINANCE
45.4.7 COMM POLICING	EXCLUSIVE ALLOCATION TO POLICE GENERAL	EXCLUSIVE ALLOCATION
45.4.8 STRATEGY	TOTAL NUMBER OF EMPLOYEES BY DIVISION	2020 ANNUAL APPROPRIATION ORDINANCE
45.4.9 SPCL ACTIVITIES	TOTAL NUMBER OF UNIFORMED EMPLOYEES BY DIVISION	2020 ANNUAL APPROPRIATION ORDINANCE

MAXCAP 2022 MAXIMUS Consulting Services, Inc.

CITY OF CHICAGO, ILLINOIS
Full Cost Allocation Plan
Schedule E - Summary of Allocation Basis

Department	Allocation Basis	Allocation Source
45.4.10 SETTLEMENTS / CLAIMS	TOTAL NUMBER OF EMPLOYEES BY DIVISION	2020 ANNUAL APPROPRIATION ORDINANCE
POLICE-FIRST DEPUTY		
46.4.1 CRIME CONTROL	TOTAL NUMBER OF EMPLOYEES BY DIVISION	2020 ANNUAL APPROPRIATION ORDINANCE
46.4.2 SPECIAL EVENTS	TOTAL NUMBER OF EMPLOYEES BY DIVISION	2020 ANNUAL APPROPRIATION ORDINANCE
46.4.3 DETACHED SERVICES	TOTAL NUMBER OF EMPLOYEES BY DIVISION	2020 ANNUAL APPROPRIATION ORDINANCE
46.4.4 SPCL SECURITY SVCS	TOTAL NUMBER OF EMPLOYEES BY DIVISION	2020 ANNUAL APPROPRIATION ORDINANCE
46.4.5 DEPLOYMENT OPS	TOTAL NUMBER OF EMPLOYEES BY DIVISION	2020 ANNUAL APPROPRIATION ORDINANCE
46.4.6 OPERATIONAL COMP	TOTAL NUMBER OF EMPLOYEES BY DIVISION	2020 ANNUAL APPROPRIATION ORDINANCE
POLICE-ORG DEVLPMT		
47.4.1 EDUC/TRAINING	TOTAL NUMBER OF EMPLOYEES BY DIVISION	2020 ANNUAL APPROPRIATION ORDINANCE
47.4.2 RESEARCH/DEV	TOTAL NUMBER OF EMPLOYEES BY DIVISION	2020 ANNUAL APPROPRIATION ORDINANCE
47.4.3 INSPECTIONS	TOTAL NUMBER OF UNIFORMED EMPLOYEES BY DIVISION	2020 ANNUAL APPROPRIATION ORDINANCE
47.4.4 COURT LIAISON	TOTAL NUMBER OF UNIFORMED EMPLOYEES BY DIVISION	2020 ANNUAL APPROPRIATION ORDINANCE
47.4.5 FINANCE	TOTAL EXPENDITURES BY BUREAU	SUMMARY TRIAL BALANCE FOR 2020 (A613 REPORT)
47.4.6 PAYROLL	TOTAL NUMBER OF EMPLOYEES BY DIVISION	2020 ANNUAL APPROPRIATION ORDINANCE
47.4.7 HUMAN RESOURCES	TOTAL NUMBER OF EMPLOYEES BY DIVISION	2020 ANNUAL APPROPRIATION ORDINANCE
47.4.8 MEDICAL	TOTAL NUMBER OF UNIFORMED EMPLOYEES BY DIVISION	2020 ANNUAL APPROPRIATION ORDINANCE
47.4.9 PROF COUNSELING	TOTAL NUMBER OF EMPLOYEES BY DIVISION	2020 ANNUAL APPROPRIATION ORDINANCE
47.4.10 GRANTS SECTION	TOTAL NUMBER OF UNIFORMED EMPLOYEES BY DIVISION	2020 ANNUAL APPROPRIATION ORDINANCE
47.4.11 FORCE REVIEW	TOTAL NUMBER OF UNIFORMED EMPLOYEES BY DIVISION	2020 ANNUAL APPROPRIATION ORDINANCE
POLICE-TECHNICAL SVCS		
48.4.1 INFO SYSTEMS	TOTAL NUMBER OF EMPLOYEES BY DIVISION	2020 ANNUAL APPROPRIATION ORDINANCE
48.4.2 EVIDENCE & REC PROP	TOTAL NUMBER OF UNIFORMED EMPLOYEES BY DIVISION	2020 ANNUAL APPROPRIATION ORDINANCE
48.4.3 POLICE FIELD SVCS	TOTAL NUMBER OF UNIFORMED EMPLOYEES BY DIVISION	2020 ANNUAL APPROPRIATION ORDINANCE
48.4.4 RECORDS INQUIRY	TOTAL NUMBER OF EMPLOYEES BY DIVISION	2020 ANNUAL APPROPRIATION ORDINANCE
48.4.5 CPD ALT RESPONSE	TOTAL NUMBER OF EMPLOYEES BY DIVISION	2020 ANNUAL APPROPRIATION ORDINANCE
48.4.6 GEN SUPPORT	TOTAL NUMBER OF EMPLOYEES BY DIVISION	2020 ANNUAL APPROPRIATION ORDINANCE
48.4.7 STRATEGIC DATA	TOTAL NUMBER OF EMPLOYEES BY DIVISION	2020 ANNUAL APPROPRIATION ORDINANCE
POLICE-PATROL SVCS		
49.4.1 DLE DIST #1	SPECIAL ASSIGNMENTS 2020	1ST DISTRICT ASSIGNMENT SCHEDULES
49.4.2 DLE-ALL OTHER	EXCLUSIVE ALLOCATION TO POLICE GENERAL	EXCLUSIVE ALLOCATION
49.4.3 CENTRAL DET	BUDGETED CPD SWORN POSITIONS IN OPERATING UNITS	2020 ANNUAL APPROPRIATION ORDINANCE
49.4.4 CRISIS INTERVENTN	EXCLUSIVE ALLOCATION TO POLICE GENERAL	EXCLUSIVE ALLOCATION
49.4.5 SPECIAL ACTIVITIES	EXCLUSIVE ALLOCATION TO POLICE GENERAL	EXCLUSIVE ALLOCATION
49.4.6 PUBLIC TRANSP	EXCLUSIVE ALLOCATION TO POLICE GENERAL	EXCLUSIVE ALLOCATION
49.4.7 TRAFFIC	FTEs DEDICATED TO SKYWAY	TRAFFIC ENFORCEMENT ALLOCATION WORKSHEET
49.4.8 AIRPORT LAW ENF	SALARY EXPENDITURES PER FUND	SUMMARY TRIAL BALANCE FOR 2020 (A613 REPORT)
49.4.9 ALL OTHER SF	EXCLUSIVE ALLOCATION TO POLICE GENERAL	EXCLUSIVE ALLOCATION
POLICE-DETECTIVES		
50.4.1 CPD DETECTIVES	EXCLUSIVE ALLOCATION TO POLICE GENERAL	EXCLUSIVE ALLOCATION
POLICE-ORGANIZED CRIME		

MAXCAP 2022 MAXIMUS Consulting Services, Inc.

Department	Allocation Basis	Allocation Source
51.4.1 ORGANIZED CRIME	EXCLUSIVE ALLOCATION TO POLICE GENERAL	EXCLUSIVE ALLOCATION
POLICE-GENERAL		
52.4.1 POLICE GENERAL	WATER, SEWER PLANT VALUE AS A % OF CITY FULL PROP VALUE	2020 WATER/SEWER ANNUAL RPT & CIVIC FEDERATION DATA
FIRE DEPT 59		
53.4.1 FIRE CITYWIDE	TOTAL NUMBER OF EMPLOYEES BY DIVISION	2020 ANNUAL APPROPRIATION ORDINANCE
53.4.2 UNIFORM ALLOWANCE	TOTAL NUMBER OF UNIFORMED EMPLOYEES BY DIVISION	2020 ANNUAL APPROPRIATION ORDINANCE
FIRE-EQUIP USE		
54.4.1 FIRE EQUIP	TOTAL NUMBER OF EMPLOYEES BY DIVISION	2020 ANNUAL APPROPRIATION ORDINANCE
54.4.2 FIRE VEHICLES	TOTAL NUMBER OF UNIFORMED EMPLOYEES BY DIVISION	2020 ANNUAL APPROPRIATION ORDINANCE
FIRE-ADMINISTRATION		
55.4.1 FIRE COMMISSIONER	TOTAL NUMBER OF EMPLOYEES BY DIVISION	2020 ANNUAL APPROPRIATION ORDINANCE
55.4.2 PUB AFFAIRS & RELATIONS	TOTAL NUMBER OF EMPLOYEES BY DIVISION	2020 ANNUAL APPROPRIATION ORDINANCE
55.4.3 FIN/PAYROLL	TOTAL NUMBER OF EMPLOYEES BY DIVISION	2020 ANNUAL APPROPRIATION ORDINANCE
55.4.4 OPS SAFETY	TOTAL NUMBER OF EMPLOYEES BY DIVISION	2020 ANNUAL APPROPRIATION ORDINANCE
55.4.5 LEGAL AFFAIRS	TOTAL NUMBER OF EMPLOYEES BY DIVISION	2020 ANNUAL APPROPRIATION ORDINANCE
FIRE-FIRST DEPUTY		
56.4.1 INTERNAL AFFAIRS	TOTAL NUMBER OF EMPLOYEES BY DIVISION	2020 ANNUAL APPROPRIATION ORDINANCE
56.4.2 MEDICAL ADMIN	TOTAL NUMBER OF EMPLOYEES BY DIVISION	2020 ANNUAL APPROPRIATION ORDINANCE
56.4.3 PUBLIC EDUCATION	EXCLUSIVE ALLOCATION TO FIRE GENERAL	EXCLUSIVE ALLOCATION
56.4.4 HUMAN RELATIONS	TOTAL NUMBER OF EMPLOYEES BY DIVISION	2020 ANNUAL APPROPRIATION ORDINANCE
FIRE-ADMIN SERVICES		
57.4.1 LABOR RELATIONS	TOTAL NUMBER OF UNIFORMED EMPLOYEES BY DIVISION	2020 ANNUAL APPROPRIATION ORDINANCE
57.4.2 PERSONNEL	TOTAL NUMBER OF EMPLOYEES BY DIVISION	2020 ANNUAL APPROPRIATION ORDINANCE
57.4.3 CFD TRAINING	TOTAL NUMBER OF UNIFORMED EMPLOYEES BY DIVISION	2020 ANNUAL APPROPRIATION ORDINANCE
57.4.4 MANPOWER	TOTAL NUMBER OF EMPLOYEES BY DIVISION	2020 ANNUAL APPROPRIATION ORDINANCE
FIRE-SUPPORT SERVICES		
58.4.1 SAFETY	TOTAL NUMBER OF UNIFORMED EMPLOYEES BY DIVISION	2020 ANNUAL APPROPRIATION ORDINANCE
58.4.2 SUPPORT/LOGISTICS	TOTAL NUMBER OF EMPLOYEES BY DIVISION	2020 ANNUAL APPROPRIATION ORDINANCE
58.4.3 EQUIPMENT/SUPPLIES	TOTAL NUMBER OF UNIFORMED EMPLOYEES BY DIVISION	2020 ANNUAL APPROPRIATION ORDINANCE
58.4.4 MIS TECH	TOTAL NUMBER OF EMPLOYEES BY DIVISION	2020 ANNUAL APPROPRIATION ORDINANCE
FIRE-PREVENTION		
59.4.1 INSPECTIONS	PERCENTAGE OF SALARIES TO BENEFITING DEPT/FUND	2020 ANNUAL APPROPRIATION ORDINANCE
FIRE-OPER ADMIN		
60.4.1 FS&R	EXCLUSIVE ALLOCATION TO FIRE SUPPRESSION AND RESCUE	EXCLUSIVE ALLOCATION
60.4.2 EMS	EXCLUSIVE ALLOCATION TO FIRE EMS	EXCLUSIVE ALLOCATION
60.4.3 SPECIAL OPS	EXCLUSIVE ALLOCATION TO FIRE SPECIAL OPS	EXCLUSIVE ALLOCATION
60.4.4 FIRE INVESTIGATION	TOTAL NUMBER OF EMPLOYEES BY DIVISION	2020 ANNUAL APPROPRIATION ORDINANCE
FIRE-OPS/SPECIAL OPS		

CITY OF CHICAGO, ILLINOIS
Full Cost Allocation Plan
Schedule E - Summary of Allocation Basis

Department	Allocation Basis	Allocation Source
61.4.1 HAZMAT	NUMBER OF BUDGETED POSITIONS FOR SUPPRESSION AND EMS	2020 ANNUAL APPROPRIATION ORDINANCE
61.4.2 OTHER OPS	NUMBER OF BUDGETED POSITIONS FOR SUPPRESSION AND EMS	2020 ANNUAL APPROPRIATION ORDINANCE
FIRE-OPS/SUPPRESSION		
62.4.1 DISTRICT FS&R	EXCLUSIVE ALLOCATION TO FIRE GENERAL	EXCLUSIVE ALLOCATION
62.4.2 AIRPORT FS&R	ACTUAL EXPENDITURES PER FUND	SUMMARY TRIAL BALANCE FOR 2020 (A613 REPORT)
FIRE-OPS/EMS		
63.4.1 CORPORATE	EXCLUSIVE ALLOCATION TO FIRE GENERAL	EXCLUSIVE ALLOCATION
63.4.2 MIDWAY	EXCLUSIVE ALLOCATION MIDWAY	EXCLUSIVE ALLOCATION
63.4.3 O'HARE	EXCLUSIVE ALLOCATION TO O'HARE	EXCLUSIVE ALLOCATION
FIRE-GENERAL		
64.4.1 FIRE GENERAL	WATER, SEWER PLANT VALUE AS A % OF CITY FULL PROP VALUE	2020 WATER/SEWER ANNUAL RPT & CIVIC FEDERATION DATA

The City charges certain interdepartmental expenditures to an account in the Finance General Department of the Corporate Fund. Some of the costs are allowable for plan purposes and have been functionalized and allocated as follows:

- **Workers' Compensation.** Costs of Worker's Compensation claims for medical payment and salary continuation have been allocated to City departments based on the actual claims paid in 2020 by the Corporate Fund.
- **Unemployment Compensation.** Costs of Unemployment Compensation claims paid to the State Department of Employment Security for former City employees have been allocated to City departments based on the number of budgeted positions per department by the Corporate Fund.
- **Other Direct.** Other Direct costs have been allocated based on the total number of budgeted positions per department by the Corporate Fund.
- **Data Processing Services.** Costs have been allocated based on DoIT resources by department for 2020, excluding Enterprise funds.
- **Accounting/Audit.** Costs of the fees and expenses paid for the City audit have been allocated based on total number of JV accounting transactions in 2020 for Corporate-funded departments, excluding Enterprise and grant funds.
- **Surety Bonds.** Costs of public official bond premiums have been allocated based on the amount of surety bonds for principal and corresponding department.
- **Mobile Comm/ Circuits.** Costs of mobile communications and circuits have been allocated on the amount of telephone charges by corporate fund department.

MAXCAP 2022 MAXIMUS Consulting Services, Inc.

CITY OF CHICAGO, ILLINOIS
Full Cost Allocation Plan
Schedule .2 - Costs To Be Allocated
For Department FINANCE GENERAL 99

	1st Allocation	2nd Allocation	Sub-Total	Total
Expenditures Per Financial Statement:	1,062,958,714			1,062,958,714
Deductions:				
OTHER PERSONAL SVCS	-481,795,834			
EQUIPMENT	0			
REIMBURSEMENTS OTHER	-400,998,861			
Total Deductions:	-882,794,695			-882,794,695
Inbound Costs:				
FINANCE GENERAL 99		840	840	
BUDGET & MANAGEMNT 05		156,359	156,359	
AIS-COMM & FIN&ADMIN		1,510	1,510	
Total Allocated Additions:		158,709	158,709	158,709
Total To Be Allocated:	180,164,019	158,709		180,322,728

MAXCAP 2022 MAXIMUS Consulting Services, Inc.

CITY OF CHICAGO, ILLINOIS
Full Cost Allocation Plan
Schedule .3 - Costs Allocated By Activity
For Department FINANCE GENERAL 99

	Total	G&A	WORKERS COMP	UNEMP COMP	OTHER DIRECT
Wages & Benefits					
Salaries & Wages	0	0	0	0	0
Fringe Benefits	0	0	0	0	0
Other Expense & Cost					
WORKERS COMP	35,924,814	0	35,924,814	0	0
UNEMPLY COMP	893,843	0	0	893,843	0
*OTHER PERSONAL SVCS	481,795,834	0	0	0	0
OFFICE AUTOMATION	43,119,286	0	0	0	0
PROF/TECH SVCS	76,432,875	0	0	0	76,432,875
ACCTNG & AUDTING	1,467,702	0	0	0	0
EQUIPMENT RENTAL	0	0	0	0	0
SURETY BOND PREM	45,000	0	0	0	0
INSURANCE PREM	2,495,011	0	0	0	2,495,011
OTHER CONTR	7,237,243	0	0	0	7,237,243
COMMODITIES	12,423,321	0	0	0	12,423,321
MOBILE COMMUNICATION SVCS	124,924	0	0	0	0
*EQUIPMENT	0	0	0	0	0
*REIMBURSEMENTS OTHER	400,998,861	0	0	0	0
Departmental Total					
Expenditures Per Financial Statement	1,062,958,714				
Deductions					
*Total Disallowed Costs	(882,794,695)	0	0	0	0
Functional Cost	180,164,019	0	35,924,814	893,843	98,588,450
Allocation Step 1					
Reallocate Admin Costs		0	0	0	0
Unallocated Costs	0	0	0	0	0
1st Allocation	180,164,019	0	35,924,814	893,843	98,588,450
Allocation Step 2					
Inbound - All Others	158,709	158,709	0	0	0
Reallocate Admin Costs		(158,709)	31,647	787	86,848
Unallocated Costs	0	0	0	0	0
2nd Allocation	158,709	0	31,647	787	86,848
Total For FINANCE GENERAL 99					
Schedule .3 Total	180,322,728	0	35,956,461	894,630	98,675,298

CITY OF CHICAGO, ILLINOIS
Full Cost Allocation Plan
Schedule .3 - Costs Allocated By Activity
For Department FINANCE GENERAL 99

	DATA PROC SVCS	ACCTNG/AUDIT	SURETY BONDS	MOBILE COMM/ CIRCUITS
Wages & Benefits				
Salaries & Wages	0	0	0	0
Fringe Benefits	0	0	0	0
Other Expense & Cost				
WORKERS COMP	0	0	0	0
UNEMPLY COMP	0	0	0	0
*OTHER PERSONAL SVCS	0	0	0	0
OFFICE AUTOMATION	43,119,286	0	0	0
PROF/TECH SVCS	0	0	0	0
ACCTNG & AUDTING	0	1,467,702	0	0
EQUIPMENT RENTAL	0	0	0	0
SURETY BOND PREM	0	0	45,000	0
INSURANCE PREM	0	0	0	0
OTHER CONTR	0	0	0	0
COMMODITIES	0	0	0	0
MOBILE COMMUNICATION SVCS	0	0	0	124,924
*EQUIPMENT	0	0	0	0
*REIMBURSEMENTS OTHER	0	0	0	0
Departmental Total				
Expenditures Per Financial Statement				
Deductions				
*Total Disallowed Costs	0	0	0	0
Functional Cost	43,119,286	1,467,702	45,000	124,924
Allocation Step 1				
Reallocate Admin Costs	0	0	0	0
Unallocated Costs	0	0	0	0
1st Allocation	43,119,286	1,467,702	45,000	124,924
Allocation Step 2				
Inbound - All Others	0	0	0	0
Reallocate Admin Costs	37,984	1,293	40	110
Unallocated Costs	0	0	0	0
2nd Allocation	37,984	1,293	40	110
Total For FINANCE GENERAL 99				
Schedule .3 Total	43,157,270	1,468,995	45,040	125,034

CITY OF CHICAGO, ILLINOIS
Full Cost Allocation Plan
Schedule .4 - Detail Activity Allocations
For Department FINANCE GENERAL 99

Activity - WORKERS COMP

Receiving Department	Allocation Units	Allocation Pct	Gross Allocation	Direct Billed	Allocation Step 1	Allocation Step 2	Total
BUDGET & MANAGEMNT 05	3,423.00	0.012757	4,583		4,583	4	4,587
CITY CLERK 25	202.21	0.000754	271		271	0	271
CITY COUNCIL/COMM 15	1,063.00	0.003962	1,423		1,423	1	1,425
CITY COMPTROLLER	778,424.55	2.901148	1,042,232		1,042,232	918	1,043,150
COMPTR-REVENUE SVCS	349,402.12	1.302203	467,814		467,814	412	468,226
LAW CITY-WIDE 31	12.00	0.000045	16		16	0	16
PROCUREMENT SVCS 35	15,827.78	0.058989	21,192		21,192	19	21,210
AIS-COMM & FIN&ADMIN	249,905.89	0.931386	334,599		334,599	295	334,893
AIS-FACILITY MNGMT	1,304,409.33	4.861465	1,746,472		1,746,472	1,538	1,748,011
AIS-ASSET MANAGEMENT	12.00	0.000045	16		16	0	16
AIS-FLEET OPERATIONS	2,250,767.24	8.388492	3,013,550		3,013,550	2,655	3,016,205
BUILDINGS 67	207,870.81	0.774724	278,318		278,318	245	278,563
STREETS & SANITATION 81	16,061,200.97	59.859256	21,504,326		21,504,326	18,943	21,523,270
CS SUPPORT TO TRANSP	2,413,159.25	8.993718	3,230,976		3,230,976	2,846	3,233,823
EMERG MNGMT & COMM 58	859,881.38	3.204733	1,151,294		1,151,294	1,014	1,152,309
COPA 60	3,578.49	0.013337	4,791		4,791	4	4,796
POLICE DEPT 57	990,269.48	3.690683	1,325,871		1,325,871	1,168	1,327,039
FIRE DEPT 59	200,333.16	0.746631	268,226		268,226	236	268,462
ADMIN HEARINGS 30	17,587.57	0.065548	23,548		23,548	21	23,569
BRD OF ELECT COMM 39	52,171.34	0.194440	69,852		69,852	62	69,914
HEALTH 41	274,913.98	1.024590	368,082		368,082	324	368,406
ANIMAL CARE CNTRL 73	252,986.72	0.942868	338,724		338,724	298	339,022
WATER FUND 200	297,626.81	1.109240	398,492		398,492	351	398,843
FAMILY SUPTSVC 50	87,346.88	0.325537	116,949		116,949	103	117,052
BUSINESS CONS 70	72,113.92	0.268765	96,553		96,553	85	96,638
PLANNING & DEV 54	87,042.81	0.324404	116,542		116,542	103	116,644
ALL OTHER OR UNALLOCATED	75.00	0.000280	101		101	0	101
Schedule .4 Total for WORKERS COMP	26,831,607.69	100.000000	35,924,814		35,924,814	31,647	35,956,461

Allocation Basis: ACTUAL CLAIMS PER DEPT (CORPORATE FUND) FOR 2020
Allocation Source: WORKER'S COMPENSATION FUND BY CLASSIFICATION REPORT

CITY OF CHICAGO, ILLINOIS
Full Cost Allocation Plan
Schedule .4 - Detail Activity Allocations
For Department FINANCE GENERAL 99

Activity - UNEMP COMP

Receiving Department	Allocation Units	Allocation Pct	Gross Allocation	Direct Billed	Allocation Step 1	Allocation Step 2	Total
MAYOR 01	98	0.388134	3,469		3,469	3	3,472
INSPECTOR GENERAL 03	73	0.289120	2,584		2,584	2	2,587
BUDGET & MANAGEMNT 05	32	0.126738	1,133		1,133	1	1,134
CITY CLERK 25	36	0.142580	1,274		1,274	1	1,276
CITY COUNCIL/COMM 15	210	0.831716	7,434		7,434	7	7,441
CITY COUNCIL 15	4	0.015842	142		142	0	142
CITY COMPTROLLER	29	0.114856	1,027		1,027	1	1,028
COMPTR-ACCT FIN RPTG	53	0.209909	1,876		1,876	2	1,878
COMPTR-FIN STRATG OPS	76	0.301002	2,690		2,690	2	2,693
COMPTR-REVENUE SVCS	286	1.132718	10,125		10,125	9	10,134
TREASURER 28	8	0.031684	283		283	0	283
LAW CORPORATE	317	1.255495	11,222		11,222	10	11,232
HUMAN RESOURCES 33	76	0.301002	2,690		2,690	2	2,693
PROCUREMENT SVCS 35	74	0.293081	2,620		2,620	2	2,622
AIS-COMM & FIN&ADMIN	33	0.130698	1,168		1,168	1	1,169
AIS-FACILITY MNGMT	386	1.528773	13,665		13,665	12	13,677
AIS-ASSET MANAGEMENT	50	0.198028	1,770		1,770	2	1,772
AIS-FLEET OPERATIONS	438	1.734722	15,506		15,506	14	15,519
AIS-INFORMATION TECH	93	0.368331	3,292		3,292	3	3,295
PUBLIC SAFETY ADMIN 51	277	1.097073	9,806		9,806	9	9,815
BUILDINGS 67	197	0.780229	6,974		6,974	6	6,980
STS-COMM/ADM SVCS	46	0.182185	1,628		1,628	1	1,630
STS-DIRECT SERVICES	907	3.592221	32,109		32,109	28	32,137
CS SUPPORT TO TRANSP	317	1.255495	11,222		11,222	10	11,232
EMERG MNGMT & COMM 58	1,002	3.968474	35,472		35,472	31	35,503
POLICE BOARD 55	2	0.007921	71		71	0	71
COPA 60	151	0.598043	5,346		5,346	5	5,350
POLICE-ADMINISTRATION	300	1.188166	10,620		10,620	9	10,630
POLICE-FIRST DEPUTY	196	0.776268	6,939		6,939	6	6,945
POLICE-ORG DEVLPMT	520	2.059488	18,409		18,409	16	18,425
POLICE-TECHNICAL SVCS	223	0.883203	7,894		7,894	7	7,901
POLICE-PATROL SVCS	10,653	42.191777	377,128		377,128	332	377,461
POLICE-DETECTIVES	1,634	6.471543	57,845		57,845	51	57,896
POLICE-ORGANIZED CRIME	724	2.867440	25,630		25,630	23	25,653
FIRE-ADMINISTRATION	18	0.071290	637		637	1	638
FIRE-FIRST DEPUTY	46	0.182185	1,628		1,628	1	1,630
FIRE-ADMIN SERVICES	11	0.043566	389		389	0	390
FIRE-SUPPORT SERVICES	58	0.229712	2,053		2,053	2	2,055
FIRE-PREVENTION	93	0.368331	3,292		3,292	3	3,295
FIRE-OPER ADMIN	47	0.186146	1,664		1,664	1	1,665
FIRE-OPS/SPECIAL OPS	156	0.617846	5,523		5,523	5	5,527
FIRE-OPS/SUPPRESSION	3,609	14.293635	127,763		127,763	113	127,875
FIRE-OPS/EMS	798	3.160521	28,250		28,250	25	28,275
ADMIN HEARINGS 30	41	0.162383	1,451		1,451	1	1,453
BRD OF ELECT COMM 39	118	0.467345	4,177		4,177	4	4,181
HEALTH 41	223	0.883203	7,894		7,894	7	7,901
HUMAN RELATIONS 45	11	0.043566	389		389	0	390
PEOPLE WITH DISAB 48	14	0.055448	496		496	0	496
ANIMAL CARE CNTRL 73	69	0.273278	2,443		2,443	2	2,445
LIQ LICENSE APPEAL COM 77	1	0.003961	35		35	0	35
BOARD OF ETHICS 78	8	0.031684	283		283	0	283
FAMILY SUPTSVC 50	102	0.403976	3,611		3,611	3	3,614

CITY OF CHICAGO, ILLINOIS
Full Cost Allocation Plan
Schedule .4 - Detail Activity Allocations
For Department FINANCE GENERAL 99

Activity - UNEMP COMP

Receiving Department	Allocation Units	Allocation Pct	Gross Allocation	Direct Billed	Allocation Step 1	Allocation Step 2	Total
BUSINESS CONS 70	188	0.744584	6,655		6,655	6	6,661
HOUSING 21	20	0.079211	708		708	1	709
PLANNING & DEV 54	97	0.384174	3,434		3,434	3	3,437
Schedule .4 Total for UNEMP COMP	25,249	100.000000	893,843		893,843	787	894,630

Allocation Basis: NUMBER OF BUDGETED POSITIONS BY DEPARTMENT (CORP FUND)
Allocation Source: 2020 ANNUAL APPROPRIATION ORDINANCE

MAXCAP 2022 MAXIMUS Consulting Services, Inc.

CITY OF CHICAGO, ILLINOIS
Full Cost Allocation Plan
Schedule .4 - Detail Activity Allocations
For Department FINANCE GENERAL 99

Activity - OTHER DIRECT

Receiving Department	Allocation Units	Allocation Pct	Gross Allocation	Direct Billed	Allocation Step 1	Allocation Step 2	Total
MAYOR 01	98	0.388134	382,655		382,655	337	382,992
INSPECTOR GENERAL 03	73	0.289120	285,039		285,039	251	285,290
BUDGET & MANAGEMNT 05	32	0.126738	124,949		124,949	110	125,059
CITY CLERK 25	36	0.142580	140,567		140,567	124	140,691
CITY COUNCIL/COMM 15	210	0.831716	819,976		819,976	722	820,698
CITY COUNCIL 15	4	0.015842	15,618		15,618	14	15,632
CITY COMPTROLLER	29	0.114856	113,235		113,235	100	113,335
COMPTR-ACCT FIN RPTG	53	0.209909	206,946		206,946	182	207,128
COMPTR-FIN STRATG OPS	76	0.301002	296,753		296,753	261	297,015
COMPTR-REVENUE SVCS	286	1.132718	1,116,729		1,116,729	984	1,117,713
TREASURER 28	8	0.031684	31,237		31,237	28	31,264
LAW CORPORATE	317	1.255495	1,237,773		1,237,773	1,090	1,238,863
HUMAN RESOURCES 33	76	0.301002	296,753		296,753	261	297,015
PROCUREMENT SVCS 35	74	0.293081	288,944		288,944	255	289,199
AIS-COMM & FIN&ADMIN	33	0.130698	128,853		128,853	114	128,967
AIS-FACILITY MNGMT	386	1.528773	1,507,194		1,507,194	1,328	1,508,521
AIS-ASSET MANAGEMENT	50	0.198028	195,233		195,233	172	195,405
AIS-FLEET OPERATIONS	438	1.734722	1,710,236		1,710,236	1,507	1,711,742
AIS-INFORMATION TECH	93	0.368331	363,132		363,132	320	363,452
PUBLIC SAFETY ADMIN 51	277	1.097073	1,081,587		1,081,587	953	1,082,540
BUILDINGS 67	197	0.780229	769,216		769,216	678	769,893
STS-COMM/ADM SVCS	46	0.182185	179,613		179,613	158	179,772
STS-DIRECT SERVICES	907	3.592221	3,541,515		3,541,515	3,120	3,544,635
CS SUPPORT TO TRANSP	317	1.255495	1,237,773		1,237,773	1,090	1,238,863
EMERG MNGMT & COMM 58	1,002	3.968474	3,912,457		3,912,457	3,447	3,915,904
POLICE BOARD 55	2	0.007921	7,809		7,809	7	7,816
COPA 60	151	0.598043	589,601		589,601	519	590,121
POLICE-ADMINISTRATION	300	1.188166	1,171,394		1,171,394	1,032	1,172,426
POLICE-FIRST DEPUTY	196	0.776268	765,311		765,311	674	765,985
POLICE-ORG DEVLPMT	520	2.059488	2,030,417		2,030,417	1,789	2,032,206
POLICE-TECHNICAL SVCS	223	0.883203	870,736		870,736	767	871,503
POLICE-PATROL SVCS	10,653	42.191777	41,596,219		41,596,219	36,643	41,632,862
POLICE-DETECTIVES	1,634	6.471543	6,380,194		6,380,194	5,620	6,385,814
POLICE-ORGANIZED CRIME	724	2.867440	2,826,965		2,826,965	2,490	2,829,455
FIRE-ADMINISTRATION	18	0.071290	70,284		70,284	62	70,346
FIRE-FIRST DEPUTY	46	0.182185	179,613		179,613	158	179,772
FIRE-ADMIN SERVICES	11	0.043566	42,951		42,951	38	42,989
FIRE-SUPPORT SERVICES	58	0.229712	226,470		226,470	200	226,669
FIRE-PREVENTION	93	0.368331	363,132		363,132	320	363,452
FIRE-OPER ADMIN	47	0.186146	183,518		183,518	162	183,680
FIRE-OPS/SPECIAL OPS	156	0.617846	609,125		609,125	537	609,661
FIRE-OPS/SUPPRESSION	3,609	14.293635	14,091,873		14,091,873	12,414	14,104,287
FIRE-OPS/EMS	798	3.160521	3,115,909		3,115,909	2,745	3,118,654
ADMIN HEARINGS 30	41	0.162383	160,091		160,091	141	160,232
BRD OF ELECT COMM 39	118	0.467345	460,748		460,748	406	461,154
HEALTH 41	223	0.883203	870,736		870,736	767	871,503
HUMAN RELATIONS 45	11	0.043566	42,951		42,951	38	42,989
PEOPLE WITH DISAB 48	14	0.055448	54,665		54,665	48	54,713
ANIMAL CARE CNTRL 73	69	0.273278	269,421		269,421	237	269,658
LIQ LICENSE APPEAL COM 77	1	0.003961	3,905		3,905	3	3,909
BOARD OF ETHICS 78	8	0.031684	31,237		31,237	28	31,264
FAMILY SUPTSVC 50	102	0.403976	398,274		398,274	351	398,625

MAXCAP 2022 MAXIMUS Consulting Services, Inc.

CITY OF CHICAGO, ILLINOIS
Full Cost Allocation Plan
Schedule .4 - Detail Activity Allocations
For Department FINANCE GENERAL 99

Activity - OTHER DIRECT

Receiving Department	Allocation Units	Allocation Pct	Gross Allocation	Direct Billed	Allocation Step 1	Allocation Step 2	Total
BUSINESS CONS 70	188	0.744584	734,074		734,074	647	734,720
HOUSING 21	20	0.079211	78,093		78,093	69	78,162
PLANNING & DEV 54	97	0.384174	378,751		378,751	334	379,085
Schedule .4 Total for OTHER DIRECT	25,249	100.000000	98,588,450		98,588,450	86,848	98,675,298

Allocation Basis: NUMBER OF BUDGETED POSITIONS BY DEPARTMENT (CORP FUND)
Allocation Source: 2020 ANNUAL APPROPRIATION ORDINANCE

MAXCAP 2022 MAXIMUS Consulting Services, Inc.

CITY OF CHICAGO, ILLINOIS
Full Cost Allocation Plan
Schedule .4 - Detail Activity Allocations
For Department FINANCE GENERAL 99

Activity - DATA PROC SVCS

Receiving Department	Allocation Units	Allocation Pct	Gross Allocation	Direct Billed	Allocation Step 1	Allocation Step 2	Total
PBC - DALEY CENTER	0.050	0.053217	22,947		22,947		22,947
MAYOR 01	0.753	0.801448	345,579		345,579	305	345,883
INSPECTOR GENERAL 03	0.254	0.270342	116,570		116,570	103	116,672
BUDGET & MANAGEMNT 05	0.566	0.602416	259,757		259,757	229	259,986
CITY CLERK 25	0.364	0.387420	167,053		167,053	147	167,200
CITY COUNCIL/COMM 15	0.351	0.373583	161,086		161,086	142	161,228
FINANCE-CITYWIDE 27	4.519	4.809749	2,073,929		2,073,929	1,828	2,075,757
COMPTR-REVENUE SVCS	0.023	0.024480	10,556		10,556	9	10,565
TREASURER 28	0.160	0.170294	73,430		73,430	65	73,494
LAW CITY-WIDE 31	1.970	2.096748	904,103		904,103	797	904,900
HUMAN RESOURCES 33	0.240	0.255441	110,144		110,144	97	110,241
PROCUREMENT SVCS 35	0.849	0.903624	389,636		389,636	343	389,980
ASSETS & INFO SVCS 38	9.041	9.622692	4,149,236		4,149,236	3,657	4,152,893
AIS-INFORMATION TECH	14.382	15.307328	6,600,411		6,600,411	5,817	6,606,228
BUILDINGS 67	0.597	0.635411	273,985		273,985	241	274,226
STREETS & SANITATION 81	1.201	1.278272	551,182		551,182	486	551,668
CS SUPPORT TO TRANSP	1.375	1.463467	631,037		631,037	556	631,593
EMERG MNGMT & COMM 58	7.828	8.331648	3,592,547		3,592,547	3,166	3,595,714
POLICE BOARD 55	0.154	0.163908	70,676		70,676	62	70,738
COPA 60	0.167	0.177745	76,642		76,642	68	76,710
POLICE DEPT 57	34.501	36.720770	15,833,734		15,833,734	13,956	15,847,689
FIRE DEPT 59	5.843	6.218935	2,681,560		2,681,560	2,363	2,683,924
ADMIN HEARINGS 30	0.200	0.212868	91,787		91,787	81	91,868
BRD OF ELECT COMM 39	0.061	0.064925	27,995		27,995	25	28,020
HEALTH 41	3.197	3.402693	1,467,217		1,467,217	1,293	1,468,510
HUMAN RELATIONS 45	0.066	0.070246	30,290		30,290	27	30,316
PEOPLE WITH DISAB 48	0.137	0.145814	62,874		62,874	55	62,929
ANIMAL CARE CNTRL 73	0.139	0.147943	63,792		63,792	56	63,848
BOARD OF ETHICS 78	0.043	0.045767	19,734		19,734	17	19,752
CHI PUBLIC LIBRARY 91/346	2.426	2.582087	1,113,377		1,113,377	981	1,114,359
MUNI HOTEL OPER 355 DCASE	0.159	0.169230	72,971		72,971	64	73,035
FAMILY SUPTSVC 50	0.820	0.872758	376,327		376,327	332	376,659
BUSINESS CONS 70	0.598	0.636475	274,443		274,443	242	274,685
HOUSING 21	0.094	0.100048	43,140		43,140	38	43,178
PLANNING & DEV 54	0.499	0.531105	229,009		229,009	202	229,211
ALL OTHER OR UNALLOCATED	0.328	0.349103	150,531		150,531	133	150,663
Schedule .4 Total for DATA PROC SVCS	93.955	100.000000	43,119,286		43,119,286	37,984	43,157,270

Allocation Basis: DOIT RESOURCE DIST BY DEPT (%) 2020, EXCL AVIATION & ENTERPRISE FDS
Allocation Source: DEPARTMENT OF INNOVATION TECHNOLOGY

MAXCAP 2022 MAXIMUS Consulting Services, Inc.

CITY OF CHICAGO, ILLINOIS
Full Cost Allocation Plan
Schedule .4 - Detail Activity Allocations
For Department FINANCE GENERAL 99

Activity - ACCTNG/AUDIT

Receiving Department	Allocation Units	Allocation Pct	Gross Allocation	Direct Billed	Allocation Step 1	Allocation Step 2	Total
MAYOR 01	25	0.016580	243		243	0	244
INSPECTOR GENERAL 03	9	0.005969	88		88	0	88
BUDGET & MANAGEMNT 05	27	0.017906	263		263	0	263
CITY CLERK 25	73	0.048413	711		711	1	711
CITY COUNCIL/COMM 15	415	0.275224	4,039		4,039	4	4,043
FINANCE-CITYWIDE 27	4,707	3.121643	45,816		45,816	40	45,857
COMPTR-REVENUE SVCS	12	0.007958	117		117	0	117
TREASURER 28	46	0.030507	448		448	0	448
LAW CITY-WIDE 31	330	0.218853	3,212		3,212	3	3,215
HUMAN RESOURCES 33	29	0.019233	282		282	0	283
PROCUREMENT SVCS 35	35	0.023212	341		341	0	341
ASSETS & INFO SVCS 38	1,087	0.720889	10,581		10,581	9	10,590
PUBLIC SAFETY ADMIN 51	58	0.038465	565		565	0	565
BUILDINGS 67	404	0.267929	3,932		3,932	3	3,936
STREETS & SANITATION 81	485	0.321648	4,721		4,721	4	4,725
CS SUPPORT TO AVIATION	4	0.002653	39		39	0	39
CS SUPPORT TO TRANSP	2,729	1.809850	26,563		26,563	23	26,587
EMERG MNGMT & COMM 58	186	0.123354	1,810		1,810	2	1,812
POLICE BOARD 55	3	0.001990	29		29	0	29
COPA 60	34	0.022549	331		331	0	331
POLICE DEPT 57	115,804	76.800231	1,127,199		1,127,199	993	1,128,192
FIRE DEPT 59	20,669	13.707506	201,185		201,185	177	201,363
ADMIN HEARINGS 30	105	0.069635	1,022		1,022	1	1,023
BRD OF ELECT COMM 39	66	0.043771	642		642	1	643
HEALTH 41	928	0.615442	9,033		9,033	8	9,041
HUMAN RELATIONS 45	7	0.004642	68		68	0	68
PEOPLE WITH DISAB 48	21	0.013927	204		204	0	205
ANIMAL CARE CNTRL 73	67	0.044434	652		652	1	653
LIQ LICENSE APPEAL COM 77	14	0.009285	136		136	0	136
BOARD OF ETHICS 78	19	0.012601	185		185	0	185
WATER FUND 200	1	0.000663	10		10	0	10
CHI PUBLIC LIBRARY 91/346	68	0.045097	662		662	1	662
MUNI HOTEL OPER 355 DCASE	110	0.072951	1,071		1,071	1	1,072
FAMILY SUPTSVC 50	362	0.240075	3,524		3,524	3	3,527
BUSINESS CONS 70	691	0.458265	6,726		6,726	6	6,732
HOUSING 21	34	0.022549	331		331	0	331
PLANNING & DEV 54	1,122	0.744101	10,921		10,921	10	10,931
Schedule .4 Total for ACCTNG/AUDIT	150,786	100.000000	1,467,702		1,467,702	1,293	1,468,995

Allocation Basis: NUMBER OF JV TRANSACTIONS BY DEPT EXCL ENTERPR & GRANT FUNDS
Allocation Source: 2020 JV JOURNAL ENTRIES REPORT

MAXCAP 2022 MAXIMUS Consulting Services, Inc.

CITY OF CHICAGO, ILLINOIS
Full Cost Allocation Plan
Schedule .4 - Detail Activity Allocations
For Department FINANCE GENERAL 99

Activity - SURETY BONDS

Receiving Department	Allocation Units	Allocation Pct	Gross Allocation	Direct Billed	Allocation Step 1	Allocation Step 2	Total
EMPLOYEE BENEFITS	2,000	21.052630	9,474		9,474		9,474
CITY COUNCIL 15	500	5.263158	2,368		2,368	3	2,371
FINANCE-CITYWIDE 27	1,000	10.526316	4,737		4,737	5	4,742
CITY COMPTROLLER	1,000	10.526316	4,737		4,737	5	4,742
COMPTR-REVENUE SVCS	1,000	10.526316	4,737		4,737	5	4,742
TREASURER 28	2,000	21.052632	9,474		9,474	11	9,484
PROCUREMENT SVCS 35	1,000	10.526316	4,737		4,737	5	4,742
HEALTH 41	500	5.263158	2,368		2,368	3	2,371
ALL OTHER OR UNALLOCATED	500	5.263158	2,368		2,368	3	2,371
Schedule .4 Total for SURETY BONDS	9,500	100.000000	45,000		45,000	40	45,040

Allocation Basis: SURETY BONDS OF PRINCIPAL OFFICERS (000's)
Allocation Source: COMPTROLLER'S SUPPLEMENT CAFR FOR YEAR END DEC. 31

CITY OF CHICAGO, ILLINOIS
Full Cost Allocation Plan
Schedule .4 - Detail Activity Allocations
For Department FINANCE GENERAL 99

Activity - MOBILE COMM/ CIRCUITS

Receiving Department	Allocation Units	Allocation Pct	Gross Allocation	Direct Billed	Allocation Step 1	Allocation Step 2	Total
FINANCE GENERAL 99	124,925	0.672040	840		840		840
MAYOR 01	56,861	0.305886	382		382	0	382
INSPECTOR GENERAL 03	64,468	0.346808	433		433	0	434
BUDGET & MANAGEMNT 05	8,380	0.045081	56		56	0	56
CITY CLERK 25	15,167	0.081592	102		102	0	102
CITY COUNCIL/COMM 15	33,891	0.182318	228		228	0	228
FINANCE-CITYWIDE 27	478,873	2.576119	3,218		3,218	3	3,221
TREASURER 28	6,682	0.035946	45		45	0	45
LAW CITY-WIDE 31	76,872	0.413536	517		517	0	517
HUMAN RESOURCES 33	10,770	0.057938	72		72	0	72
PROCUREMENT SVCS 35	21,138	0.113713	142		142	0	142
ASSETS & INFO SVCS 38	1,204,033	6.477149	8,092		8,092	7	8,099
PUBLIC SAFETY ADMIN 51	4,476	0.024079	30		30	0	30
BUILDINGS 67	223,217	1.200806	1,500		1,500	1	1,501
STREETS & SANITATION 81	508,873	2.737505	3,420		3,420	3	3,423
CS SUPPORT TO TRANSP	315,973	1.699791	2,123		2,123	2	2,125
EMERG MNGMT & COMM 58	7,049,963	37.925589	47,378		47,378	42	47,420
POLICE BOARD 55	615	0.003308	4		4		4
COPA 60	71,761	0.386042	482		482	0	483
POLICE DEPT 57	4,459,549	23.990343	29,970		29,970	27	29,996
FIRE DEPT 59	618,934	3.329583	4,159		4,159	4	4,163
ADMIN HEARINGS 30	5,003	0.026914	34		34	0	34
BRD OF ELECT COMM 39	1,144,118	6.154834	7,689		7,689	7	7,696
HEALTH 41	332,031	1.786176	2,231		2,231	2	2,233
HUMAN RELATIONS 45	542	0.002916	4		4		4
PEOPLE WITH DISAB 48	8,369	0.045021	56		56	0	56
ANIMAL CARE CNTRL 73	24,295	0.130696	163		163	0	163
LIQ LICENSE APPEAL COM 77	169	0.000909	1		1		1
BOARD OF ETHICS 78	(456)	(0.002453)	(3)		(3)		(3)
CHI PUBLIC LIBRARY 91/346	1,218,086	6.552748	8,186		8,186	7	8,193
MUNI HOTEL OPER 355 DCASE	90,691	0.487876	609		609	1	610
FAMILY SUPTSVC 50	283,281	1.523923	1,904		1,904	2	1,905
BUSINESS CONS 70	92,816	0.499308	624		624	1	624
HOUSING 21	6,549	0.035231	44		44	0	44
PLANNING & DEV 54	28,019	0.150729	188		188	0	188
Schedule .4 Total for MOBILE COMM/ CIRCUITS	18,588,934	100.000000	124,924		124,924	110	125,034

Allocation Basis: TELEPHONE CHARGES PER DEPARTMENT (CORP ONLY)
Allocation Source: SUMMARY TRIAL BALANCE FOR 2020 (A613 REPORT)

MAXCAP 2022 MAXIMUS Consulting Services, Inc.

CITY OF CHICAGO, ILLINOIS
Full Cost Allocation Plan
Schedule .5 - Allocation Summary
For Department FINANCE GENERAL 99

Receiving Department	Total	WORKERS COMP	UNEMP COMP	OTHER DIRECT	DATA PROC SVCS
EMPLOYEE BENEFITS	9,474	0	0	0	0
PBC - DALEY CENTER	22,947	0	0	0	22,947
FINANCE GENERAL 99	840	0	0	0	0
MAYOR 01	732,974	0	3,472	382,992	345,883
INSPECTOR GENERAL 03	405,070	0	2,587	285,290	116,672
BUDGET & MANAGEMNT 05	391,086	4,587	1,134	125,059	259,986
CITY CLERK 25	310,251	271	1,276	140,691	167,200
CITY COUNCIL/COMM 15	995,063	1,425	7,441	820,698	161,228
CITY COUNCIL 15	18,145	0	142	15,632	0
FINANCE-CITYWIDE 27	2,129,577	0	0	0	2,075,757
CITY COMPTROLLER	1,162,254	1,043,150	1,028	113,335	0
COMPTR-ACCT FIN RPTG	209,006	0	1,878	207,128	0
COMPTR-FIN STRATG OPS	299,707	0	2,693	297,015	0
COMPTR-REVENUE SVCS	1,611,497	468,226	10,134	1,117,713	10,565
TREASURER 28	115,019	0	283	31,264	73,494
LAW CITY-WIDE 31	908,648	16	0	0	904,900
LAW CORPORATE	1,250,095	0	11,232	1,238,863	0
HUMAN RESOURCES 33	410,304	0	2,693	297,015	110,241
PROCUREMENT SVCS 35	708,236	21,210	2,622	289,199	389,980
ASSETS & INFO SVCS 38	4,171,582	0	0	0	4,152,893
AIS-COMM & FIN&ADMIN	465,029	334,893	1,169	128,967	0
AIS-FACILITY MNGMT	3,270,209	1,748,011	13,677	1,508,521	0
AIS-ASSET MANAGEMENT	197,193	16	1,772	195,405	0
AIS-FLEET OPERATIONS	4,743,466	3,016,205	15,519	1,711,742	0
AIS-INFORMATION TECH	6,972,975	0	3,295	363,452	6,606,228
PUBLIC SAFETY ADMIN 51	1,092,950	0	9,815	1,082,540	0
BUILDINGS 67	1,335,100	278,563	6,980	769,893	274,226
STREETS & SANITATION 81	22,083,085	21,523,270	0	0	551,668
STS-COMM/ADM SVCS	181,402	0	1,630	179,772	0
STS-DIRECT SERVICES	3,576,772	0	32,137	3,544,635	0
CS SUPPORT TO AVIATION	39	0	0	0	0
CS SUPPORT TO TRANSP	5,144,223	3,233,823	11,232	1,238,863	631,593
EMERG MNGMT & COMM 58	8,748,661	1,152,309	35,503	3,915,904	3,595,714
POLICE BOARD 55	78,659	0	71	7,816	70,738
COPA 60	677,790	4,796	5,350	590,121	76,710
POLICE DEPT 57	18,332,916	1,327,039	0	0	15,847,689
POLICE-ADMINISTRATION	1,183,056	0	10,630	1,172,426	0
POLICE-FIRST DEPUTY	772,930	0	6,945	765,985	0
POLICE-ORG DEVLPMT	2,050,631	0	18,425	2,032,206	0
POLICE-TECHNICAL SVCS	879,405	0	7,901	871,503	0
POLICE-PATROL SVCS	42,010,322	0	377,461	41,632,862	0
POLICE-DETECTIVES	6,443,711	0	57,896	6,385,814	0
POLICE-ORGANIZED CRIME	2,855,108	0	25,653	2,829,455	0
FIRE DEPT 59	3,157,912	268,462	0	0	2,683,924
FIRE-ADMINISTRATION	70,983	0	638	70,346	0
FIRE-FIRST DEPUTY	181,402	0	1,630	179,772	0
FIRE-ADMIN SERVICES	43,379	0	390	42,989	0
FIRE-SUPPORT SERVICES	228,724	0	2,055	226,669	0
FIRE-PREVENTION	366,747	0	3,295	363,452	0
FIRE-OPER ADMIN	185,345	0	1,665	183,680	0
FIRE-OPS/SPECIAL OPS	615,189	0	5,527	609,661	0
FIRE-OPS/SUPPRESSION	14,232,162	0	127,875	14,104,287	0

CITY OF CHICAGO, ILLINOIS
Full Cost Allocation Plan
Schedule .5 - Allocation Summary
For Department FINANCE GENERAL 99

Receiving Department	Total	WORKERS COMP	UNEMP COMP	OTHER DIRECT	DATA PROC SVCS
FIRE-OPS/EMS	3,146,929	0	28,275	3,118,654	0
ADMIN HEARINGS 30	278,178	23,569	1,453	160,232	91,868
BRD OF ELECT COMM 39	571,607	69,914	4,181	461,154	28,020
HEALTH 41	2,729,966	368,406	7,901	871,503	1,468,510
HUMAN RELATIONS 45	73,767	0	390	42,989	30,316
PEOPLE WITH DISAB 48	118,400	0	496	54,713	62,929
ANIMAL CARE CNTRL 73	675,789	339,022	2,445	269,658	63,848
LIQ LICENSE APPEAL COM 77	4,082	0	35	3,909	0
BOARD OF ETHICS 78	51,482	0	283	31,264	19,752
WATER FUND 200	398,853	398,843	0	0	0
CHI PUBLIC LIBRARY 91/346	1,123,214	0	0	0	1,114,359
MUNI HOTEL OPER 355 DCASE	74,717	0	0	0	73,035
FAMILY SUPTSVC 50	901,381	117,052	3,614	398,625	376,659
BUSINESS CONS 70	1,120,062	96,638	6,661	734,720	274,685
HOUSING 21	122,424	0	709	78,162	43,178
PLANNING & DEV 54	739,496	116,644	3,437	379,085	229,211
ALL OTHER OR UNALLOCATED	153,135	101	0	0	150,663
Direct Bill	0	0	0	0	0
Total	180,322,728	35,956,461	894,630	98,675,298	43,157,270

CITY OF CHICAGO, ILLINOIS
Full Cost Allocation Plan
Schedule .5 - Allocation Summary
For Department FINANCE GENERAL 99

Receiving Department	ACCTNG/AUDIT	SURETY BONDS	MOBILE COMM/ CIRCUITS
EMPLOYEE BENEFITS	0	9,474	0
PBC - DALEY CENTER	0	0	0
FINANCE GENERAL 99	0	0	840
MAYOR 01	244	0	382
INSPECTOR GENERAL 03	88	0	434
BUDGET & MANAGEMNT 05	263	0	56
CITY CLERK 25	711	0	102
CITY COUNCIL/COMM 15	4,043	0	228
CITY COUNCIL 15	0	2,371	0
FINANCE-CITYWIDE 27	45,857	4,742	3,221
CITY COMPTROLLER	0	4,742	0
COMPTR-ACCT FIN RPTG	0	0	0
COMPTR-FIN STRATG OPS	0	0	0
COMPTR-REVENUE SVCS	117	4,742	0
TREASURER 28	448	9,484	45
LAW CITY-WIDE 31	3,215	0	517
LAW CORPORATE	0	0	0
HUMAN RESOURCES 33	283	0	72
PROCUREMENT SVCS 35	341	4,742	142
ASSETS & INFO SVCS 38	10,590	0	8,099
AIS-COMM & FIN&ADMIN	0	0	0
AIS-FACILITY MNGMT	0	0	0
AIS-ASSET MANAGEMENT	0	0	0
AIS-FLEET OPERATIONS	0	0	0
AIS-INFORMATION TECH	0	0	0
PUBLIC SAFETY ADMIN 51	565	0	30
BUILDINGS 67	3,936	0	1,501
STREETS & SANITATION 81	4,725	0	3,423
STS-COMM/ADM SVCS	0	0	0
STS-DIRECT SERVICES	0	0	0
CS SUPPORT TO AVIATION	39	0	0
CS SUPPORT TO TRANSP	26,587	0	2,125
EMERG MNGMT & COMM 58	1,812	0	47,420
POLICE BOARD 55	29	0	4
COPA 60	331	0	483
POLICE DEPT 57	1,128,192	0	29,996
POLICE-ADMINISTRATION	0	0	0
POLICE-FIRST DEPUTY	0	0	0
POLICE-ORG DEVLPMT	0	0	0
POLICE-TECHNICAL SVCS	0	0	0
POLICE-PATROL SVCS	0	0	0
POLICE-DETECTIVES	0	0	0
POLICE-ORGANIZED CRIME	0	0	0
FIRE DEPT 59	201,363	0	4,163
FIRE-ADMINISTRATION	0	0	0
FIRE-FIRST DEPUTY	0	0	0
FIRE-ADMIN SERVICES	0	0	0
FIRE-SUPPORT SERVICES	0	0	0
FIRE-PREVENTION	0	0	0
FIRE-OPER ADMIN	0	0	0
FIRE-OPS/SPECIAL OPS	0	0	0
FIRE-OPS/SUPPRESSION	0	0	0

CITY OF CHICAGO, ILLINOIS
Full Cost Allocation Plan
Schedule .5 - Allocation Summary
For Department FINANCE GENERAL 99

Receiving Department	ACCTNG/AUDIT	SURETY BONDS	MOBILE COMM/ CIRCUITS
FIRE-OPS/EMS	0	0	0
ADMIN HEARINGS 30	1,023	0	34
BRD OF ELECT COMM 39	643	0	7,696
HEALTH 41	9,041	2,371	2,233
HUMAN RELATIONS 45	68	0	4
PEOPLE WITH DISAB 48	205	0	56
ANIMAL CARE CNTRL 73	653	0	163
LIQ LICENSE APPEAL COM 77	136	0	1
BOARD OF ETHICS 78	185	0	(3)
WATER FUND 200	10	0	0
CHI PUBLIC LIBRARY 91/346	662	0	8,193
MUNI HOTEL OPER 355 DCASE	1,072	0	610
FAMILY SUPTSVC 50	3,527	0	1,905
BUSINESS CONS 70	6,732	0	624
HOUSING 21	331	0	44
PLANNING & DEV 54	10,931	0	188
ALL OTHER OR UNALLOCATED	0	2,371	0
Direct Bill	0	0	0
Total	1,468,995	45,040	125,034

The Mayor is the City's chief executive and administrative officer responsible for the day-to-day operations of City government as well as the development of policies and policy guidelines under which the City operates.

- **Executive / Administrative.** Costs have been allocated to all City departments based on the number of budgeted positions by department/ organization/ fund.
- **Intergovernmental Affairs.** Costs have been allocated to the Special Accounting Division of the Comptroller's Office for inclusion in the allocation of grant funded activity.
- **General Government.** Costs of activities that are considered unallowable for allocation have been allocated to the All Other cost objective.
- **Public Safety.** Costs have been allocated exclusively to the Public Safety Admin chapter for reallocation.

Costs related to the Mayor's Press Secretary have been considered general government and disallowed for plan purposes.

CITY OF CHICAGO, ILLINOIS
Full Cost Allocation Plan
Schedule .2 - Costs To Be Allocated
For Department MAYOR 01

	1st Allocation	2nd Allocation	Sub-Total	Total
Expenditures Per Financial Statement:	9,815,065			9,815,065
Inbound Costs:				
BUILDING DEPRECIATION	441,142		441,142	
EQUIPMENT DEPRECIATION	30,808		30,808	
EMPLOYEE BENEFITS	1,442,036	37	1,442,073	
RETIREMENT	2,598,203		2,598,203	
FINANCE GENERAL 99	732,329	645	732,974	
MAYOR 01		20,991	20,991	
INSPECTOR GENERAL 03		32,848	32,848	
BUDGET & MANAGEMNT 05		23,177	23,177	
CITY COMPTROLLER		10,348	10,348	
COMPTR-ACCT FIN RPTG		2,169	2,169	
COMPTR-FIN STRATG OPS		29,210	29,210	
COMPTR-REVENUE SVCS		10,967	10,967	
TREASURER 28		1,609	1,609	
LAW CITY-WIDE 31		332,424	332,424	
LAW CORPORATE		149,307	149,307	
HUMAN RESOURCES 33		31,245	31,245	
AIS-COMM & FIN&ADMIN		687	687	
AIS-FACILITY MNGMT		484,312	484,312	
AIS-ASSET MANAGEMENT		493,116	493,116	
AIS-FLEET OPERATIONS		25,763	25,763	
AIS-INFORMATION TECH		247,105	247,105	
AIS-BUILDING MTCE/OPER		105,966	105,966	
EMERG MNGMT & COMM 58		20,754	20,754	
POLICE-PATROL SVCS		3,708,298	3,708,298	
Total Allocated Additions:	5,244,517	5,730,980	10,975,497	10,975,497
Total To Be Allocated:	15,059,582	5,730,980		20,790,562

CITY OF CHICAGO, ILLINOIS
Full Cost Allocation Plan
Schedule .3 - Costs Allocated By Activity
For Department MAYOR 01

	Total	G&A	EXEC/ADMIN	GEN GOVT	INTERGOV AFF
Wages & Benefits					
Salaries & Wages	8,987,598	0	4,190,750	1,817,983	1,119,187
Fringe Benefits	0	0	0	0	0
Other Expense & Cost					
STUDENT TRAINEES	65,619	65,619	0	0	0
OFFICES CONVENIENCES	1,355	1,355	0	0	0
POSTAGE	2,665	2,665	0	0	0
PROF AND TECHNICAL SERVICES	302,000	302,000	0	0	0
PURCH, LICENSE, MAINT SOFTWARE	2,406	2,406	0	0	0
PUBLICATIONS OUTSIDE AGENCIES	775	775	0	0	0
RENTAL OF EQUIPMENT & SERVICES	30,508	30,508	0	0	0
LEASE PURCHASE OF EQUIPMENT	37,524	37,524	0	0	0
REPAIR OR MAINTENANCE OF EQUIP	8,725	8,725	0	0	0
DUES, SUBSCRIPT, MEMBERSHIPS	234,393	234,393	0	0	0
TECHNICAL MEETINGS COSTS	5,418	5,418	0	0	0
TELEPHONE - MOBILE & PORTABLE	41,811	41,811	0	0	0
TELEPHONE - CENTREX	12,250	12,250	0	0	0
TELEPHONE - EQUIPMENT MAINT	2,800	2,800	0	0	0
MILEAGE REIMBURSMENT	231	231	0	0	0
REIMBURSEMENT TO TRAVELERS	51,968	51,968	0	0	0
LOCAL TRANSPORTATION	200	200	0	0	0
STATIONERY & OFFICE SUPPLIES	26,819	26,819	0	0	0
Departmental Total					
Expenditures Per Financial Statement	9,815,065				
Deductions					
*Total Disallowed Costs	0	0	0	0	0
Functional Cost	9,815,065	827,467	4,190,750	1,817,983	1,119,187
Allocation Step 1					
Inbound - EMPLOYEE BENEFITS	1,442,036	0	672,277	291,724	179,533
Inbound - RETIREMENT	2,598,203	0	1,211,282	525,616	323,476
Inbound - FINANCE GENERAL 99	732,329	0	341,412	148,150	91,175
Inbound - All Others	471,950	0	220,023	95,475	58,758
Reallocate Admin Costs		(827,467)	385,765	167,397	103,020
Unallocated Costs	(1,877,518)	0	0	0	0
1st Allocation	13,182,064	0	7,021,509	3,046,345	1,875,149
Allocation Step 2					
Inbound - EMPLOYEE BENEFITS	37	0	17	7	5
Inbound - FINANCE GENERAL 99	645	0	301	131	80
Inbound - POLICE-PATROL SVCS	3,708,298	0	3,708,298	0	0
Inbound - All Others	2,022,000	0	942,664	409,049	251,737
Unallocated Costs	(252,226)	0	0	0	0
2nd Allocation	5,478,754	0	4,651,280	409,187	251,822

CITY OF CHICAGO, ILLINOIS
Full Cost Allocation Plan
Schedule .3 - Costs Allocated By Activity
For Department MAYOR 01

	Total	G&A	EXEC/ADMIN	GEN GOVT	INTERGOV AFF
Total For MAYOR 01					
Schedule .3 Total	18,660,818	0	11,672,789	3,455,532	2,126,971

CITY OF CHICAGO, ILLINOIS
Full Cost Allocation Plan
Schedule .3 - Costs Allocated By Activity
For Department MAYOR 01

	PUBLIC SAFETY	PRESS SEC**
Wages & Benefits		
Salaries & Wages	739,336	1,120,342
Fringe Benefits	0	0
Other Expense & Cost		
STUDENT TRAINEES	0	0
OFFICES CONVENIENCES	0	0
POSTAGE	0	0
PROF AND TECHNICAL SERVICES	0	0
PURCH, LICENSE, MAINT SOFTWARE	0	0
PUBLICATIONS OUTSIDE AGENCIES	0	0
RENTAL OF EQUIPMENT & SERVICES	0	0
LEASE PURCHASE OF EQUIPMENT	0	0
REPAIR OR MAINTENANCE OF EQUIP	0	0
DUES, SUBSCRIPT, MEMBERSHIPS	0	0
TECHNICAL MEETINGS COSTS	0	0
TELEPHONE - MOBILE & PORTABLE	0	0
TELEPHONE - CENTREX	0	0
TELEPHONE - EQUIPMENT MAINT	0	0
MILEAGE REIMBURSMENT	0	0
REIMBURSEMENT TO TRAVELERS	0	0
LOCAL TRANSPORTATION	0	0
STATIONERY & OFFICE SUPPLIES	0	0
Departmental Total		
Expenditures Per Financial Statement		
Deductions		
*Total Disallowed Costs	0	0
Functional Cost	739,336	1,120,342
Allocation Step 1		
Inbound - EMPLOYEE BENEFITS	118,680	179,822
Inbound - RETIREMENT	213,832	323,996
Inbound - FINANCE GENERAL 99	60,271	91,321
Inbound - All Others	38,841	58,852
Reallocate Admin Costs	68,101	103,185
Unallocated Costs	0	(1,877,518)
1st Allocation	1,239,060	0
Allocation Step 2		
Inbound - EMPLOYEE BENEFITS	3	5
Inbound - FINANCE GENERAL 99	53	80
Inbound - POLICE-PATROL SVCS	0	0
Inbound - All Others	166,409	252,141
Unallocated Costs	0	(252,226)
2nd Allocation	166,465	0

CITY OF CHICAGO, ILLINOIS
Full Cost Allocation Plan
Schedule .3 - Costs Allocated By Activity
For Department MAYOR 01

	PUBLIC SAFETY	PRESS SEC**
Total For MAYOR 01		
Schedule .3 Total	1,405,525	0

CITY OF CHICAGO, ILLINOIS
Full Cost Allocation Plan
Schedule .4 - Detail Activity Allocations
For Department MAYOR 01

Activity - EXEC/ADMIN

Receiving Department	Allocation Units	Allocation Pct	Gross Allocation	Direct Billed	Allocation Step 1	Allocation Step 2	Total
MAYOR 01	105	0.298949	20,991		20,991		20,991
INSPECTOR GENERAL 03	73	0.207841	14,594		14,594	9,696	24,290
BUDGET & MANAGEMNT 05	48	0.136663	9,596		9,596	6,376	15,971
CITY CLERK 25	96	0.273325	19,192		19,192	12,751	31,943
CITY COUNCIL/COMM 15	210	0.597899	41,982		41,982	27,893	69,875
CITY COUNCIL 15	4	0.011389	800		800	531	1,331
CITY COMPTROLLER	29	0.082567	5,797		5,797	3,852	9,649
COMPTR-ACCT FIN RPTG	67	0.190758	13,394		13,394	8,899	22,293
COMPTR-FIN STRATG OPS	80	0.227771	15,993		15,993	10,626	26,619
COMPTR-REVENUE SVCS	293	0.834211	58,574		58,574	38,918	97,492
TREASURER 28	12	0.034166	2,399		2,399	1,594	3,993
LAW CORPORATE	368	1.047746	73,568		73,568	48,880	122,447
HUMAN RESOURCES 33	76	0.216382	15,193		15,193	10,095	25,288
PROCUREMENT SVCS 35	74	0.210688	14,793		14,793	9,829	24,623
AIS-COMM & FIN&ADMIN	33	0.093956	6,597		6,597	4,383	10,980
AIS-FACILITY MNGMT	386	1.098995	77,166		77,166	51,271	128,437
AIS-ASSET MANAGEMENT	53	0.150898	10,595		10,595	7,040	17,635
AIS-FLEET OPERATIONS	438	1.247046	87,561		87,561	58,178	145,739
AIS-INFORMATION TECH	106	0.301797	21,191		21,191	14,079	35,270
PUBLIC SAFETY ADMIN 51	411	1.170173	82,164		82,164	54,591	136,755
BUILDINGS 67	247	0.703243	49,378		49,378	32,808	82,186
STREETS & SANITATION 81	2,170	6.178288	433,809		433,809	288,231	722,040
CS SUPPORT TO TRANSP	1,211	3.447883	242,093		242,093	160,852	402,945
EMERG MNGMT & COMM 58	1,655	4.712012	330,854		330,854	219,826	550,680
POLICE BOARD 55	2	0.005694	400		400	266	665
COPA 60	151	0.429918	30,187		30,187	20,057	50,243
POLICE DEPT 57	14,371	40.916210	2,872,935		2,872,935	1,908,836	4,781,771
FIRE DEPT 59	4,846	13.797227	968,774		968,774	643,672	1,612,445
ADMIN HEARINGS 30	41	0.116733	8,196		8,196	5,446	13,642
BRD OF ELECT COMM 39	118	0.335962	23,590		23,590	15,673	39,263
HEALTH 41	613	1.745295	122,546		122,546	81,422	203,968
HUMAN RELATIONS 45	19	0.054096	3,798		3,798	2,524	6,322
PEOPLE WITH DISAB 48	30	0.085414	5,997		5,997	3,985	9,982
ANIMAL CARE CNTRL 73	69	0.196452	13,794		13,794	9,165	22,959
LIQ LICENSE APPEAL COM 77	1	0.002847	200		200	133	333
BOARD OF ETHICS 78	8	0.022777	1,599		1,599	1,062	2,662
MIDWAY OPERTNS FD 610	457	1.301142	91,360		91,360	60,701	152,061
O'HARE OPERTNS FD 740	2,286	6.508556	456,999		456,999	303,639	760,638
WATER FUND 200	1,541	4.387438	308,064		308,064	204,684	512,748
SEWER FUND 314	494	1.406486	98,757		98,757	65,616	164,372
CHI PUBLIC LIBRARY 91/346	913	2.599436	182,520		182,520	121,270	303,789
MUNI HOTEL OPER 355 DCASE	76	0.216382	15,193		15,193	10,095	25,288
FAMILY SUPTSVC 50	389	1.107536	77,766		77,766	51,669	129,435
BUSINESS CONS 70	196	0.558039	39,183		39,183	26,034	65,217
HOUSING 21	83	0.236312	16,593		16,593	11,024	27,617
PLANNING & DEV 54	174	0.495402	34,785		34,785	23,112	57,896
Schedule .4 Total for EXEC/ADMIN	35,123	100.000000	7,021,509		7,021,509	4,651,280	11,672,789

Allocation Basis: NUMBER OF BUDGETED POSITIONS BY DEPARTMENT/FUND/GRANT
Allocation Source: 2020 ANNUAL APPROPRIATION ORDINANCE/NON-LOCAL FUNDS

MAXCAP 2022 MAXIMUS Consulting Services, Inc.

CITY OF CHICAGO, ILLINOIS
Full Cost Allocation Plan
Schedule .4 - Detail Activity Allocations
For Department MAYOR 01

Activity - GEN GOVT

Receiving Department	Allocation Units	Allocation Pct	Gross Allocation	Direct Billed	Allocation Step 1	Allocation Step 2	Total
ALL OTHER OR UNALLOCATED	100	100.000000	3,046,345		3,046,345	409,187	3,455,532
Schedule .4 Total for GEN GOVT	100	100.000000	3,046,345		3,046,345	409,187	3,455,532

Allocation Basis: EXCLUSIVE ALLOCATION TO ALL OTHER
Allocation Source: EXCLUSIVE ALLOCATION

MAXCAP 2022 MAXIMUS Consulting Services, Inc.

CITY OF CHICAGO, ILLINOIS
Full Cost Allocation Plan
Schedule .4 - Detail Activity Allocations
For Department MAYOR 01

Activity - INTERGOV AFF

Receiving Department	Allocation Units	Allocation Pct	Gross Allocation	Direct Billed	Allocation Step 1	Allocation Step 2	Total
COMPTR-ACCT FIN RPTG	100	100.000000	1,875,149		1,875,149	251,822	2,126,971
Schedule .4 Total for INTERGOV AFF	100	100.000000	1,875,149		1,875,149	251,822	2,126,971

Allocation Basis: EXCLUSIVE ALLOCATION TO ACCOUNTING & FINANCIAL REPORTING
Allocation Source: EXCLUSIVE ALLOCATION

MAXCAP 2022 MAXIMUS Consulting Services, Inc.

CITY OF CHICAGO, ILLINOIS
Full Cost Allocation Plan
Schedule .4 - Detail Activity Allocations
For Department MAYOR 01

Activity - PUBLIC SAFETY

Receiving Department	Allocation Units	Allocation Pct	Gross Allocation	Direct Billed	Allocation Step 1	Allocation Step 2	Total
PUBLIC SAFETY ADMIN 51	100	100.000000	1,239,060		1,239,060	166,465	1,405,525
Schedule .4 Total for PUBLIC SAFETY	100	100.000000	1,239,060		1,239,060	166,465	1,405,525

Allocation Basis: EXCLUSIVE ALLOCATION TO PUBLIC SAFETY ADMIN
Allocation Source: EXCLUSIVE ALLOCATION

MAXCAP 2022 MAXIMUS Consulting Services, Inc.

CITY OF CHICAGO, ILLINOIS
Full Cost Allocation Plan
Schedule .5 - Allocation Summary
For Department MAYOR 01

Receiving Department	Total	EXEC/ADMIN	GEN GOVT	INTERGOV AFF	PUBLIC SAFETY
MAYOR 01	20,991	20,991	0	0	0
INSPECTOR GENERAL 03	24,290	24,290	0	0	0
BUDGET & MANAGEMNT 05	15,971	15,971	0	0	0
CITY CLERK 25	31,943	31,943	0	0	0
CITY COUNCIL/COMM 15	69,875	69,875	0	0	0
CITY COUNCIL 15	1,331	1,331	0	0	0
CITY COMPTROLLER	9,649	9,649	0	0	0
COMPTR-ACCT FIN RPTG	2,149,264	22,293	0	2,126,971	0
COMPTR-FIN STRATG OPS	26,619	26,619	0	0	0
COMPTR-REVENUE SVCS	97,492	97,492	0	0	0
TREASURER 28	3,993	3,993	0	0	0
LAW CORPORATE	122,447	122,447	0	0	0
HUMAN RESOURCES 33	25,288	25,288	0	0	0
PROCUREMENT SVCS 35	24,623	24,623	0	0	0
AIS-COMM & FIN&ADMIN	10,980	10,980	0	0	0
AIS-FACILITY MNGMT	128,437	128,437	0	0	0
AIS-ASSET MANAGEMENT	17,635	17,635	0	0	0
AIS-FLEET OPERATIONS	145,739	145,739	0	0	0
AIS-INFORMATION TECH	35,270	35,270	0	0	0
PUBLIC SAFETY ADMIN 51	1,542,280	136,755	0	0	1,405,525
BUILDINGS 67	82,186	82,186	0	0	0
STREETS & SANITATION 81	722,040	722,040	0	0	0
CS SUPPORT TO TRANSP	402,945	402,945	0	0	0
EMERG MNGMT & COMM 58	550,680	550,680	0	0	0
POLICE BOARD 55	665	665	0	0	0
COPA 60	50,243	50,243	0	0	0
POLICE DEPT 57	4,781,771	4,781,771	0	0	0
FIRE DEPT 59	1,612,445	1,612,445	0	0	0
ADMIN HEARINGS 30	13,642	13,642	0	0	0
BRD OF ELECT COMM 39	39,263	39,263	0	0	0
HEALTH 41	203,968	203,968	0	0	0
HUMAN RELATIONS 45	6,322	6,322	0	0	0
PEOPLE WITH DISAB 48	9,982	9,982	0	0	0
ANIMAL CARE CNTRL 73	22,959	22,959	0	0	0
LIQ LICENSE APPEAL COM 77	333	333	0	0	0
BOARD OF ETHICS 78	2,662	2,662	0	0	0
MIDWAY OPERTNS FD 610	152,061	152,061	0	0	0
O'HARE OPERTNS FD 740	760,638	760,638	0	0	0
WATER FUND 200	512,748	512,748	0	0	0
SEWER FUND 314	164,372	164,372	0	0	0
CHI PUBLIC LIBRARY 91/346	303,789	303,789	0	0	0
MUNI HOTEL OPER 355 DCASE	25,288	25,288	0	0	0
FAMILY SUPTSVC 50	129,435	129,435	0	0	0
BUSINESS CONS 70	65,217	65,217	0	0	0
HOUSING 21	27,617	27,617	0	0	0
PLANNING & DEV 54	57,896	57,896	0	0	0
ALL OTHER OR UNALLOCATED	3,455,532	0	3,455,532	0	0
Direct Bill	0	0	0	0	0
Total	18,660,818	11,672,789	3,455,532	2,126,971	1,405,525

The Office of the Inspector General is responsible for investigating complaints initiated by the general public or by local officials concerning municipal conduct. The Department's costs have been functionalized and allocated as follows:

- **Inspector General - Corporate.** Costs related to corporate-funded services have been allocated based on the budgeted number of employees per department, excluding O'Hare, Water and Sewer funded employees.
- **Inspector General - Water.** Costs have been allocated to the Water cost pool, after direct billed costs have been excluded.
- **Inspector General - Sewer.** Costs have been allocated to the Sewer cost pool, after direct billed costs have been excluded.
- **Inspector General - Other Funds.** Costs related to services provided to Midway and O'Hare have been allocated to the those respective cost pools, after direct billed costs have been excluded.

CITY OF CHICAGO, ILLINOIS
Full Cost Allocation Plan
Schedule .2 - Costs To Be Allocated
For Department INSPECTOR GENERAL 03

	1st Allocation	2nd Allocation	Sub-Total	Total
Expenditures Per Financial Statement:	6,146,680			6,146,680
Cost Adjustments:				
CORONAVIRUS RELIEF FUND 003C	297,308			
WATER FUND 200 .0005 ONLY	989,775			
SEWER FUND 314 .0005 ONLY	565,553			
MIDWAY FUND 610 .0005 ONLY	201,489			
O'HARE FUND 740 .0005 ONLY	748,205			
Total Departmental Cost Adjustments:	2,802,330			2,802,330
Inbound Costs:				
EQUIPMENT DEPRECIATION	31,394		31,394	
EMPLOYEE BENEFITS	1,073,498	27	1,073,525	
RETIREMENT	1,539,224		1,539,224	
FINANCE GENERAL 99	404,714	357	405,070	
MAYOR 01	14,594	9,696	24,290	
INSPECTOR GENERAL 03		22,837	22,837	
BUDGET & MANAGEMNT 05		22,853	22,853	
CITY COMPTROLLER		2,054	2,054	
COMPTR-ACCT FIN RPTG		1,468	1,468	
COMPTR-FIN STRATG OPS		15,845	15,845	
COMPTR-REVENUE SVCS		6,270	6,270	
TREASURER 28		920	920	
LAW CITY-WIDE 31		333,473	333,473	
LAW CORPORATE		150,047	150,047	
HUMAN RESOURCES 33		21,723	21,723	
AIS-COMM & FIN&ADMIN		779	779	
AIS-FACILITY MNGMT		258,439	258,439	
AIS-ASSET MANAGEMENT		23,712	23,712	
AIS-INFORMATION TECH		83,353	83,353	
AIS-BUILDING MTCE/OPER		57,578	57,578	
EMERG MNGMT & COMM 58		5,602	5,602	
Total Allocated Additions:	3,063,423	1,017,033	4,080,456	4,080,456
Total To Be Allocated:	12,012,433	1,017,033		13,029,466

CITY OF CHICAGO, ILLINOIS
Full Cost Allocation Plan
Schedule .3 - Costs Allocated By Activity
For Department INSPECTOR GENERAL 03

	Total	G&A	CORPORATE	WATER	SEWER
Wages & Benefits					
Salaries & Wages	5,324,425	0	5,324,425	0	0
Fringe Benefits	0	0	0	0	0
Other Expense & Cost					
BUDGETS / 015 PERSONAL SERVICE	1,608	0	1,608	0	0
POSTAGE	1,856	0	1,856	0	0
PROF & TECH SERV-COMPUTER REL	34,656	0	34,656	0	0
PROF AND TECHNICAL SERVICES	80,889	0	80,889	0	0
COURT REPORTING	42,500	0	42,500	0	0
PURCH, LICENSE, MAINT SOFTWARE	396,804	0	396,804	0	0
PUBLICATIONS OUTSIDE AGENCIES	1,783	0	1,783	0	0
RENTAL OF EQUIPMENT & SERVICES	47,810	0	47,810	0	0
LEASE PURCHASE OF EQUIPMENT	27,204	0	27,204	0	0
REPAIR OR MAINTENANCE OF EQUIP	49	0	49	0	0
DUES, SUBSCRIPT, MEMBERSHIPS	9,526	0	9,526	0	0
TECHNICAL MEETINGS COSTS	47,212	0	47,212	0	0
TELEPHONE - MOBILE & PORTABLE	20,794	0	20,794	0	0
TELEPHONE - NON-CENTREX	43,674	0	43,674	0	0
REIMBURSEMENT TO TRAVELERS	1,518	0	1,518	0	0
LOCAL TRANSPORTATION	30,879	0	30,879	0	0
GASOLINE	326	0	326	0	0
MATERIALS AND SUPPLIES	5,093	0	5,093	0	0
BOOKS AND RELATED MATERIALS	1,433	0	1,433	0	0
STATIONERY & OFFICE SUPPLIES	16,641	0	16,641	0	0
CONTINGENCIES - PRIOR APPR REQ	10,000	0	10,000	0	0
Departmental Total					
Expenditures Per Financial Statement	6,146,680				
Deductions					
*Total Disallowed Costs	0	0	0	0	0
Cost Adjustments					
CORONAVIRUS RELIEF FUND 003C	297,308	0	297,308	0	0
WATER FUND 200 .0005 ONLY	989,775	0	0	989,775	0
SEWER FUND 314 .0005 ONLY	565,553	0	0	0	565,553
MIDWAY FUND 610 .0005 ONLY	201,489	0	0	0	0
O'HARE FUND 740 .0005 ONLY	748,205	0	0	0	0
Functional Cost	8,949,010	0	6,443,988	989,775	565,553
Allocation Step 1					
Inbound - EMPLOYEE BENEFITS	1,073,498	0	1,073,498	0	0
Inbound - RETIREMENT	1,539,224	0	1,539,224	0	0
Inbound - FINANCE GENERAL 99	404,714	0	404,714	0	0
Inbound - All Others	45,988	0	31,645	5,667	3,238
Reallocate Admin Costs		0	0	0	0
Unallocated Costs	0	0	0	0	0

CITY OF CHICAGO, ILLINOIS
Full Cost Allocation Plan
Schedule .3 - Costs Allocated By Activity
For Department INSPECTOR GENERAL 03

	Total	G&A	CORPORATE	WATER	SEWER
1st Allocation	12,012,433	0	9,493,068	995,442	568,791
Allocation Step 2					
Inbound - EMPLOYEE BENEFITS	27	0	27	0	0
Inbound - FINANCE GENERAL 99	357	0	357	0	0
Inbound - All Others	1,016,649	0	699,574	125,281	71,585
2nd Allocation	1,017,033	0	699,958	125,281	71,585
Total For INSPECTOR GENERAL 03					
Schedule .3 Total	13,029,466	0	10,193,027	1,120,723	640,376

CITY OF CHICAGO, ILLINOIS
Full Cost Allocation Plan
Schedule .3 - Costs Allocated By Activity
For Department INSPECTOR GENERAL 03

	OTHER FUNDS
Wages & Benefits	
Salaries & Wages	0
Fringe Benefits	0
Other Expense & Cost	
BUDGETS / 015 PERSONAL SERVICE	0
POSTAGE	0
PROF & TECH SERV-COMPUTER REL	0
PROF AND TECHNICAL SERVICES	0
COURT REPORTING	0
PURCH, LICENSE, MAINT SOFTWARE	0
PUBLICATIONS OUTSIDE AGENCIES	0
RENTAL OF EQUIPMENT & SERVICES	0
LEASE PURCHASE OF EQUIPMENT	0
REPAIR OR MAINTENANCE OF EQUIP	0
DUES, SUBSCRIPT, MEMBERSHIPS	0
TECHNICAL MEETINGS COSTS	0
TELEPHONE - MOBILE & PORTABLE	0
TELEPHONE - NON-CENTREX	0
REIMBURSEMENT TO TRAVELERS	0
LOCAL TRANSPORTATION	0
GASOLINE	0
MATERIALS AND SUPPLIES	0
BOOKS AND RELATED MATERIALS	0
STATIONERY & OFFICE SUPPLIES	0
CONTINGENCIES - PRIOR APPR REQ	0
Departmental Total	
Expenditures Per Financial Statement	
Deductions	
*Total Disallowed Costs	0
Cost Adjustments	
CORONAVIRUS RELIEF FUND 003C	0
WATER FUND 200 .0005 ONLY	0
SEWER FUND 314 .0005 ONLY	0
MIDWAY FUND 610 .0005 ONLY	201,489
O'HARE FUND 740 .0005 ONLY	748,205
Functional Cost	949,694
Allocation Step 1	
Inbound - EMPLOYEE BENEFITS	0
Inbound - RETIREMENT	0
Inbound - FINANCE GENERAL 99	0
Inbound - All Others	5,438
Reallocate Admin Costs	0
Unallocated Costs	0

CITY OF CHICAGO, ILLINOIS
Full Cost Allocation Plan
Schedule .3 - Costs Allocated By Activity
For Department INSPECTOR GENERAL 03

	OTHER FUNDS
1st Allocation	955,132
Allocation Step 2	
Inbound - EMPLOYEE BENEFITS	0
Inbound - FINANCE GENERAL 99	0
Inbound - All Others	120,208
2nd Allocation	120,208
Total For INSPECTOR GENERAL 03	
Schedule .3 Total	1,075,340

CITY OF CHICAGO, ILLINOIS
Full Cost Allocation Plan
Schedule .4 - Detail Activity Allocations
For Department INSPECTOR GENERAL 03

Activity - CORPORATE

Receiving Department	Allocation Units	Allocation Pct	Gross Allocation	Direct Billed	Allocation Step 1	Allocation Step 2	Total
MAYOR 01	105	0.346021	32,848		32,848		32,848
INSPECTOR GENERAL 03	73	0.240567	22,837		22,837		22,837
BUDGET & MANAGEMNT 05	48	0.158181	15,016		15,016	1,114	16,130
CITY CLERK 25	96	0.316362	30,032		30,032	2,227	32,260
CITY COUNCIL/COMM 15	210	0.692042	65,696		65,696	4,873	70,569
CITY COUNCIL 15	4	0.013182	1,251		1,251	93	1,344
CITY COMPTROLLER	29	0.095568	9,072		9,072	673	9,745
COMPTR-ACCT FIN RPTG	67	0.220794	20,960		20,960	1,555	22,515
COMPTR-FIN STRATG OPS	80	0.263635	25,027		25,027	1,856	26,883
COMPTR-REVENUE SVCS	293	0.965563	91,662		91,662	6,798	98,460
TREASURER 28	12	0.039545	3,754		3,754	278	4,032
LAW CORPORATE	368	1.212720	115,124		115,124	8,539	123,663
HUMAN RESOURCES 33	76	0.250453	23,776		23,776	1,763	25,539
PROCUREMENT SVCS 35	74	0.243862	23,150		23,150	1,717	24,867
AIS-COMM & FIN&ADMIN	33	0.108749	10,324		10,324	766	11,089
AIS-FACILITY MNGMT	386	1.272038	120,755		120,755	8,956	129,712
AIS-ASSET MANAGEMENT	53	0.174658	16,580		16,580	1,230	17,810
AIS-FLEET OPERATIONS	438	1.443401	137,023		137,023	10,163	147,186
AIS-INFORMATION TECH	106	0.349316	33,161		33,161	2,459	35,620
PUBLIC SAFETY ADMIN 51	411	1.354424	128,576		128,576	9,536	138,113
BUILDINGS 67	247	0.813973	77,271		77,271	5,731	83,002
STREETS & SANITATION 81	2,170	7.151096	678,858		678,858	50,350	729,208
CS SUPPORT TO TRANSP	1,211	3.990773	378,847		378,847	28,099	406,945
EMERG MNGMT & COMM 58	1,655	5.453946	517,747		517,747	38,401	556,147
POLICE BOARD 55	2	0.006591	626		626	46	672
COPA 60	151	0.497611	47,239		47,239	3,504	50,742
POLICE DEPT 57	14,371	47.358709	4,495,795		4,495,795	333,449	4,829,243
FIRE DEPT 59	4,846	15.969682	1,516,013		1,516,013	112,441	1,628,454
ADMIN HEARINGS 30	41	0.135113	12,826		12,826	951	13,778
BRD OF ELECT COMM 39	118	0.388861	36,915		36,915	2,738	39,653
HEALTH 41	613	2.020102	191,770		191,770	14,223	205,993
HUMAN RELATIONS 45	19	0.062613	5,944		5,944	441	6,385
PEOPLE WITH DISAB 48	30	0.098863	9,385		9,385	696	10,081
ANIMAL CARE CNTRL 73	69	0.227385	21,586		21,586	1,601	23,187
LIQ LICENSE APPEAL COM 77	1	0.003295	313		313	23	336
BOARD OF ETHICS 78	8	0.026363	2,503		2,503	186	2,688
CHI PUBLIC LIBRARY 91/346	913	3.008733	285,621		285,621	21,184	306,805
MUNI HOTEL OPER 355 DCASE	76	0.250453	23,776		23,776	1,763	25,539
FAMILY SUPTSVC 50	389	1.281925	121,694		121,694	9,026	130,720
BUSINESS CONS 70	196	0.645905	61,316		61,316	4,548	65,864
HOUSING 21	83	0.273521	25,966		25,966	1,926	27,891
PLANNING & DEV 54	174	0.573406	54,434		54,434	4,037	58,471
Schedule .4 Total for CORPORATE	30,345	100.000000	9,493,068		9,493,068	699,958	10,193,027

Allocation Basis: POSITION COUNT, LESS WATER, SEWER, MIDWAY, O'HARE
Allocation Source: 2020 ANNUAL APPROPRIATION ORDINANCE

MAXCAP 2022 MAXIMUS Consulting Services, Inc.

CITY OF CHICAGO, ILLINOIS
Full Cost Allocation Plan
Schedule .4 - Detail Activity Allocations
For Department INSPECTOR GENERAL 03

Activity - WATER

Receiving Department	Allocation Units	Allocation Pct	Gross Allocation	Direct Billed	Allocation Step 1	Allocation Step 2	Total
WATER FUND 200	100	100.000000	995,442	(989,775)	5,667	125,281	130,948
Schedule .4 Total for WATER	100	100.000000	995,442	(989,775)	5,667	125,281	130,948
Direct Billed				989,775	989,775		989,775
Schedule .3 Total for WATER	100	100.000000		0	995,442	125,281	1,120,723

Allocation Basis: EXCLUSIVE ALLOCATION TO WATER FUND
Allocation Source: EXCLUSIVE ALLOCATION

CITY OF CHICAGO, ILLINOIS
Full Cost Allocation Plan
Schedule .4 - Detail Activity Allocations
For Department INSPECTOR GENERAL 03

Activity - SEWER

Receiving Department	Allocation Units	Allocation Pct	Gross Allocation	Direct Billed	Allocation Step 1	Allocation Step 2	Total
SEWER FUND 314	100	100.000000	568,791	(565,553)	3,238	71,585	74,823
Schedule .4 Total for SEWER	100	100.000000	568,791	(565,553)	3,238	71,585	74,823
Direct Billed				565,553	565,553		565,553
Schedule .3 Total for SEWER	100	100.000000		0	568,791	71,585	640,376

Allocation Basis: EXCLUSIVE ALLOCATION TO SEWER FUND
Allocation Source: EXCLUSIVE ALLOCATION

CITY OF CHICAGO, ILLINOIS
Full Cost Allocation Plan
Schedule .4 - Detail Activity Allocations
For Department INSPECTOR GENERAL 03

Activity - OTHER FUNDS

Receiving Department	Allocation Units	Allocation Pct	Gross Allocation	Direct Billed	Allocation Step 1	Allocation Step 2	Total
MIDWAY OPERTNS FD 610	201,489	21.216202	202,643	(201,489)	1,154	25,504	26,657
O'HARE OPERTNS FD 740	748,205	78.783798	752,489	(748,205)	4,284	94,705	98,989
Schedule .4 Total for OTHER FUNDS	949,694	100.000000	955,132	(949,694)	5,438	120,208	125,646
Direct Billed				949,694	949,694		949,694
Schedule .3 Total for OTHER FUNDS	949,694	100.000000		0	955,132	120,208	1,075,340

Allocation Basis: ACTUAL EXPENDITURES PER FUND
Allocation Source: SUMMARY TRIAL BALANCE FOR 2020 (A613 REPORT)

MAXCAP 2022 MAXIMUS Consulting Services, Inc.

CITY OF CHICAGO, ILLINOIS
Full Cost Allocation Plan
Schedule .5 - Allocation Summary
For Department INSPECTOR GENERAL 03

Receiving Department	Total	CORPORATE	WATER	SEWER	OTHER FUNDS
MAYOR 01	32,848	32,848	0	0	0
INSPECTOR GENERAL 03	22,837	22,837	0	0	0
BUDGET & MANAGEMNT 05	16,130	16,130	0	0	0
CITY CLERK 25	32,260	32,260	0	0	0
CITY COUNCIL/COMM 15	70,569	70,569	0	0	0
CITY COUNCIL 15	1,344	1,344	0	0	0
CITY COMPTROLLER	9,745	9,745	0	0	0
COMPTR-ACCT FIN RPTG	22,515	22,515	0	0	0
COMPTR-FIN STRATG OPS	26,883	26,883	0	0	0
COMPTR-REVENUE SVCS	98,460	98,460	0	0	0
TREASURER 28	4,032	4,032	0	0	0
LAW CORPORATE	123,663	123,663	0	0	0
HUMAN RESOURCES 33	25,539	25,539	0	0	0
PROCUREMENT SVCS 35	24,867	24,867	0	0	0
AIS-COMM & FIN&ADMIN	11,089	11,089	0	0	0
AIS-FACILITY MNGMT	129,712	129,712	0	0	0
AIS-ASSET MANAGEMENT	17,810	17,810	0	0	0
AIS-FLEET OPERATIONS	147,186	147,186	0	0	0
AIS-INFORMATION TECH	35,620	35,620	0	0	0
PUBLIC SAFETY ADMIN 51	138,113	138,113	0	0	0
BUILDINGS 67	83,002	83,002	0	0	0
STREETS & SANITATION 81	729,208	729,208	0	0	0
CS SUPPORT TO TRANSP	406,945	406,945	0	0	0
EMERG MNGMT & COMM 58	556,147	556,147	0	0	0
POLICE BOARD 55	672	672	0	0	0
COPA 60	50,742	50,742	0	0	0
POLICE DEPT 57	4,829,243	4,829,243	0	0	0
FIRE DEPT 59	1,628,454	1,628,454	0	0	0
ADMIN HEARINGS 30	13,778	13,778	0	0	0
BRD OF ELECT COMM 39	39,653	39,653	0	0	0
HEALTH 41	205,993	205,993	0	0	0
HUMAN RELATIONS 45	6,385	6,385	0	0	0
PEOPLE WITH DISAB 48	10,081	10,081	0	0	0
ANIMAL CARE CNTRL 73	23,187	23,187	0	0	0
LIQ LICENSE APPEAL COM 77	336	336	0	0	0
BOARD OF ETHICS 78	2,688	2,688	0	0	0
MIDWAY OPERTNS FD 610	26,657	0	0	0	26,657
O'HARE OPERTNS FD 740	98,989	0	0	0	98,989
WATER FUND 200	130,948	0	130,948	0	0
SEWER FUND 314	74,823	0	0	74,823	0
CHI PUBLIC LIBRARY 91/346	306,805	306,805	0	0	0
MUNI HOTEL OPER 355 DCASE	25,539	25,539	0	0	0
FAMILY SUPTSVC 50	130,720	130,720	0	0	0
BUSINESS CONS 70	65,864	65,864	0	0	0
HOUSING 21	27,891	27,891	0	0	0
PLANNING & DEV 54	58,471	58,471	0	0	0
Direct Bill	2,505,022	0	989,775	565,553	949,694
Total	13,029,466	10,193,027	1,120,723	640,376	1,075,340

The Office of Budget and Management is responsible for preparation and control of the City budget. Responsibilities include administration of the City's compensation plan, coordination of the Urban Development Action Grant Program, and evaluation of City applications for federal, state and private funds. The Office coordinates the allocation of federal CDBG funds, monitors expenditures, and reports program performance. Costs have been organized and allocated as follows:

- **Operations Management Review.** Allocated based on the number of budgeted positions by department/fund /grant.
- **Revenue and Expenditure Analysis.** This division is responsible for the preparation of the annual budget recommendations for all operating and capital funds. Costs are allocated based on the number of appropriation line items in each department's budget excluding CDBG and Water Funds.
- **Management Initiatives.** Costs related to this function have been allocated based on the number of all budgeted positions by department/fund/grant.
- **Compensation and Technical Processing.** This division monitors personnel and compensation approvals as they relate to the approved annual appropriation. Costs are allocated based on the number of budgeted positions by department/fund/grant.
- **CAP MFT Administration.** Allocated exclusively to the Motor Fuel Tax Fund.
- **Data Analytics.** Allocated based on the number of budgeted positions by department/fund/grant.
- **Grants Management.** Costs related to the Grants Management function (Fund 0075) have been allocated based on budgeted grant expenditures per department, excluding Aviation grant funds.
- **Other Funds.** Indirect costs related to other Funds have been allocated based on the salaries of each of the other Fund. The directly charged costs were deducted.

MAXCAP 2022 MAXIMUS Consulting Services, Inc.

CITY OF CHICAGO, ILLINOIS
Full Cost Allocation Plan
Schedule .2 - Costs To Be Allocated
For Department BUDGET & MANAGEMNT 05

	1st Allocation	2nd Allocation	Sub-Total	Total
Expenditures Per Financial Statement:	2,888,833			2,888,833
Cost Adjustments:				
(0075) CENTRAL GRANTS MGMT - PS	905,718			
(0075) CENTRAL GRANTS MGMT - OPS	360,647			
(0075) CENTRAL GRANTS MGMT - NPS	382,305			
CDBG YR XLVI-J46 - SAL	90,350			
CDBG - J63 - SAL	9,784			
TIF NON-LOCAL FUNDS - SAL	99,624			
WATER FUND (200) - SAL	108,797			
Total Departmental Cost Adjustments:	1,957,225			1,957,225
Inbound Costs:				
BUILDING DEPRECIATION	139,433		139,433	
EQUIPMENT DEPRECIATION	14,377		14,377	
EMPLOYEE BENEFITS	470,833	12	470,845	
RETIREMENT	826,711		826,711	
FINANCE GENERAL 99	390,741	344	391,086	
MAYOR 01	9,596	6,376	15,971	
INSPECTOR GENERAL 03	15,016	1,114	16,130	
BUDGET & MANAGEMNT 05		21,095	21,095	
CITY COUNCIL 15		2,029,402	2,029,402	
FINANCE COMMITTEE		1,080	1,080	
NON-FINANCE COMM		446,899	446,899	
CITY COMPTROLLER		6,240	6,240	
COMPTR-ACCT FIN RPTG		9,846	9,846	
COMPTR-FIN STRATG OPS		18,226	18,226	
COMPTR-REVENUE SVCS		30,460	30,460	
TREASURER 28		4,468	4,468	
LAW CITY-WIDE 31		332,574	332,574	
LAW CORPORATE		149,338	149,338	
HUMAN RESOURCES 33		14,284	14,284	
PROCUREMENT SVCS 35		119,378	119,378	
AIS-COMM & FIN&ADMIN		101	101	
AIS-FACILITY MNGMT		150,359	150,359	
AIS-ASSET MANAGEMENT		161,660	161,660	
AIS-INFORMATION TECH		185,739	185,739	
AIS-BUILDING MTCE/OPER		33,493	33,493	
EMERG MNGMT & COMM 58		3,683	3,683	
Total Allocated Additions:	1,866,708	3,726,170	5,592,878	5,592,878
Total To Be Allocated:	6,712,766	3,726,170		10,438,936

CITY OF CHICAGO, ILLINOIS
Full Cost Allocation Plan
Schedule .3 - Costs Allocated By Activity
For Department BUDGET & MANAGEMNT 05

	Total	G&A	OPS MGMT REVIEW	REV AND EXP ANALYSIS	MGMT INITIATIVES
Wages & Benefits					
Salaries & Wages	2,859,725	595,182	0	961,442	122,772
Fringe Benefits	0	0	0	0	0
Other Expense & Cost					
0000 BUDGETS / 015 PERSONAL SERVICE	52	11	0	17	2
0039 STUDENT TRAINEES	9,763	2,032	0	3,282	419
0130 POSTAGE	76	16	0	26	3
0140 PROF AND TECHNICAL SERVICES	2,136	445	0	717	92
0157 RENTAL OF EQUIPMENT & SERVICES	6,252	1,301	0	2,102	268
0169 TECHNICAL MEETINGS COSTS	22	5	0	7	1
0181 TELEPHONE - MOBILE & PORTABLE	5,100	1,061	0	1,714	219
0190 TELEPHONE - CENTREX	2,252	469	0	756	97
0197 TELEPHONE - EQUIPMENT MAINT	1,290	268	0	435	55
0245 REIMBURSEMENT TO TRAVELERS	1,005	209	0	338	43
0348 BOOKS AND RELATED MATERIALS	261	54	0	88	11
0350 STATIONERY & OFFICE SUPPLIES	899	187	0	302	39
Departmental Total					
Expenditures Per Financial Statement	2,888,833				
Deductions					
*Total Disallowed Costs	0	0	0	0	0
Cost Adjustments					
(0075) CENTRAL GRANTS MGMT - PS	905,718	0	0	0	0
(0075) CENTRAL GRANTS MGMT - OPS	360,647	0	0	0	0
(0075) CENTRAL GRANTS MGMT - NPS	382,305	0	0	0	0
CDBG YR XLVI-J46 - SAL	90,350	0	0	0	0
CDBG - J63 - SAL	9,784	0	0	0	0
TIF NON-LOCAL FUNDS - SAL	99,624	0	0	0	0
WATER FUND (200) - SAL	108,797	0	0	0	0
Functional Cost	4,846,058	601,240	0	971,226	124,021
Allocation Step 1					
Inbound - EQUIPMENT DEPRECIATION	14,377	2,992	0	4,834	617
Inbound - EMPLOYEE BENEFITS	470,833	97,980	0	158,294	20,199
Inbound - RETIREMENT	826,711	172,038	0	277,940	35,466
Inbound - FINANCE GENERAL 99	390,741	81,313	0	131,367	16,763
Inbound - All Others	164,045	0	0	45,337	5,789
Reallocate Admin Costs		(955,564)	0	264,022	33,731
Unallocated Costs	0	0	0	0	0
1st Allocation	6,712,766	0	0	1,853,021	236,586

CITY OF CHICAGO, ILLINOIS
Full Cost Allocation Plan
Schedule .3 - Costs Allocated By Activity
For Department BUDGET & MANAGEMNT 05

	Total	G&A	OPS MGMT REVIEW	REV AND EXP ANALYSIS	MGMT INITIATIVES
Allocation Step 2					
Inbound - EMPLOYEE BENEFITS	12	3	0	4	1
Inbound - FINANCE GENERAL 99	344	72	0	116	15
Inbound - CITY COMPTROLLER	6,240	1,299	0	2,098	268
Inbound - COMPTR-ACCT FIN RPTG	9,846	2,049	0	3,310	422
Inbound - COMPTR-FIN STRATG OPS	18,226	3,793	0	6,128	782
Inbound - AIS-ASSET MANAGEMENT	161,660	33,641	0	54,351	6,935
Inbound - All Others	3,529,842	0	0	975,549	124,572
Reallocate Admin Costs		(40,855)	0	11,288	1,442
Unallocated Costs	0	0	0	0	0
2nd Allocation	3,726,170	0	0	1,052,844	134,436
Total For BUDGET & MANAGEMNT 05					
Schedule .3 Total	10,438,936	0	0	2,905,865	371,022

CITY OF CHICAGO, ILLINOIS
Full Cost Allocation Plan
Schedule .3 - Costs Allocated By Activity
For Department BUDGET & MANAGEMNT 05

	COMP AND TECH PROC	CAP MFT ADMIN	DATA ANALYTICS	GRANTS MGMT	OTHER FUNDS
Wages & Benefits					
Salaries & Wages	305,849	373,567	500,913	0	0
Fringe Benefits	0	0	0	0	0
Other Expense & Cost					
0000 BUDGETS / 015 PERSONAL SERVICE	6	7	9	0	0
0039 STUDENT TRAINEES	1,045	1,275	1,710	0	0
0130 POSTAGE	8	10	13	0	0
0140 PROF AND TECHNICAL SERVICES	229	279	374	0	0
0157 RENTAL OF EQUIPMENT & SERVICES	669	817	1,095	0	0
0169 TECHNICAL MEETINGS COSTS	2	3	4	0	0
0181 TELEPHONE - MOBILE & PORTABLE	546	666	894	0	0
0190 TELEPHONE - CENTREX	241	294	395	0	0
0197 TELEPHONE - EQUIPMENT MAINT	138	168	226	0	0
0245 REIMBURSEMENT TO TRAVELERS	108	131	176	0	0
0348 BOOKS AND RELATED MATERIALS	28	34	46	0	0
0350 STATIONERY & OFFICE SUPPLIES	96	117	158	0	0
Departmental Total					
Expenditures Per Financial Statement					
Deductions					
*Total Disallowed Costs	0	0	0	0	0
Cost Adjustments					
(0075) CENTRAL GRANTS MGMT - PS	0	0	0	905,718	0
(0075) CENTRAL GRANTS MGMT - OPS	0	0	0	360,647	0
(0075) CENTRAL GRANTS MGMT - NPS	0	0	0	382,305	0
CDBG YR XLVI-J46 - SAL	0	0	0	0	90,350
CDBG - J63 - SAL	0	0	0	0	9,784
TIF NON-LOCAL FUNDS - SAL	0	0	0	0	99,624
WATER FUND (200) - SAL	0	0	0	0	108,797
Functional Cost	308,965	377,368	506,013	1,648,670	308,555
Allocation Step 1					
Inbound - EQUIPMENT DEPRECIATION	1,538	1,878	2,519	0	0
Inbound - EMPLOYEE BENEFITS	50,379	61,491	82,490	0	0
Inbound - RETIREMENT	88,458	107,968	144,840	0	0
Inbound - FINANCE GENERAL 99	41,809	51,031	68,458	0	0
Inbound - All Others	14,422	17,616	23,621	42,710	14,550
Reallocate Admin Costs	83,994	102,628	137,601	248,829	84,759
Unallocated Costs	0	0	0	0	0
1st Allocation	589,566	719,979	965,542	1,940,209	407,864

CITY OF CHICAGO, ILLINOIS
Full Cost Allocation Plan
Schedule .3 - Costs Allocated By Activity
For Department BUDGET & MANAGEMNT 05

	COMP AND TECH PROC	CAP MFT ADMIN	DATA ANALYTICS	GRANTS MGMT	OTHER FUNDS
Allocation Step 2					
Inbound - EMPLOYEE BENEFITS	1	2	2	0	0
Inbound - FINANCE GENERAL 99	37	45	60	0	0
Inbound - CITY COMPTROLLER	668	815	1,093	0	0
Inbound - COMPTR-ACCT FIN RPTG	1,053	1,286	1,725	0	0
Inbound - COMPTR-FIN STRATG OPS	1,950	2,380	3,193	0	0
Inbound - AIS-ASSET MANAGEMENT	17,297	21,113	28,323	0	0
Inbound - All Others	310,334	379,046	508,259	919,004	313,080
Reallocate Admin Costs	3,591	4,388	5,883	10,639	3,624
Unallocated Costs	0	0	0	0	0
2nd Allocation	334,932	409,074	548,539	929,642	316,703
Total For BUDGET & MANAGEMNT 05					
Schedule .3 Total	924,498	1,129,053	1,514,080	2,869,851	724,567

CITY OF CHICAGO, ILLINOIS
Full Cost Allocation Plan
Schedule .4 - Detail Activity Allocations
For Department BUDGET & MANAGEMNT 05

Activity - OPS MGMT REVIEW

Receiving Department	Allocation Units	Allocation Pct	Gross Allocation	Direct Billed	Allocation Step 1	Allocation Step 2	Total
MAYOR 01	105	0.298949	0		0		0
INSPECTOR GENERAL 03	73	0.207841	0		0		0
BUDGET & MANAGEMNT 05	48	0.136663	0		0		0
CITY CLERK 25	96	0.273325	0		0		0
CITY COUNCIL/COMM 15	210	0.597899	0		0		0
CITY COUNCIL 15	4	0.011389	0		0		0
CITY COMPTROLLER	29	0.082567	0		0		0
COMPTR-ACCT FIN RPTG	67	0.190758	0		0		0
COMPTR-FIN STRATG OPS	80	0.227771	0		0		0
COMPTR-REVENUE SVCS	293	0.834211	0		0		0
TREASURER 28	12	0.034166	0		0		0
LAW CORPORATE	368	1.047746	0		0		0
HUMAN RESOURCES 33	76	0.216382	0		0		0
PROCUREMENT SVCS 35	74	0.210688	0		0		0
AIS-COMM & FIN&ADMIN	33	0.093956	0		0		0
AIS-FACILITY MNGMT	386	1.098995	0		0		0
AIS-ASSET MANAGEMENT	53	0.150898	0		0		0
AIS-FLEET OPERATIONS	438	1.247046	0		0		0
AIS-INFORMATION TECH	106	0.301797	0		0		0
PUBLIC SAFETY ADMIN 51	411	1.170173	0		0		0
BUILDINGS 67	247	0.703243	0		0		0
STREETS & SANITATION 81	2,170	6.178288	0		0		0
CS SUPPORT TO TRANSP	1,211	3.447883	0		0		0
EMERG MNGMT & COMM 58	1,655	4.712012	0		0		0
POLICE BOARD 55	2	0.005694	0		0		0
COPA 60	151	0.429918	0		0		0
POLICE DEPT 57	14,371	40.916210	0		0		0
FIRE DEPT 59	4,846	13.797227	0		0		0
ADMIN HEARINGS 30	41	0.116733	0		0		0
BRD OF ELECT COMM 39	118	0.335962	0		0		0
HEALTH 41	613	1.745295	0		0		0
HUMAN RELATIONS 45	19	0.054096	0		0		0
PEOPLE WITH DISAB 48	30	0.085414	0		0		0
ANIMAL CARE CNTRL 73	69	0.196452	0		0		0
LIQ LICENSE APPEAL COM 77	1	0.002847	0		0		0
BOARD OF ETHICS 78	8	0.022777	0		0		0
MIDWAY OPERTNS FD 610	457	1.301142	0		0		0
O'HARE OPERTNS FD 740	2,286	6.508556	0		0		0
WATER FUND 200	1,541	4.387438	0		0		0
SEWER FUND 314	494	1.406486	0		0		0
CHI PUBLIC LIBRARY 91/346	913	2.599436	0		0		0
MUNI HOTEL OPER 355 DCASE	76	0.216382	0		0		0
FAMILY SUPTSVC 50	389	1.107536	0		0		0
BUSINESS CONS 70	196	0.558039	0		0		0
HOUSING 21	83	0.236312	0		0		0
PLANNING & DEV 54	174	0.495402	0		0		0
Schedule .4 Total for OPS MGMT REVIEW	35,123	100.000000	0		0	0	0

Allocation Basis: NUMBER OF BUDGETED POSITIONS BY DEPARTMENT/FUND/GRANT
Allocation Source: 2020 ANNUAL APPROPRIATION ORDINANCE/NON-LOCAL FUNDS

CITY OF CHICAGO, ILLINOIS
Full Cost Allocation Plan
Schedule .4 - Detail Activity Allocations
For Department BUDGET & MANAGEMNT 05

Activity - REV AND EXP ANALYSIS

Receiving Department	Allocation Units	Allocation Pct	Gross Allocation	Direct Billed	Allocation Step 1	Allocation Step 2	Total
FINANCE GENERAL 99	188	8.438061	156,359		156,359		156,359
MAYOR 01	20	0.897666	16,634		16,634		16,634
INSPECTOR GENERAL 03	23	1.032316	19,129		19,129		19,129
BUDGET & MANAGEMNT 05	16	0.718133	13,307		13,307		13,307
CITY CLERK 25	38	1.705566	31,604		31,604	20,196	51,800
CITY COUNCIL/COMM 15	14	0.628366	11,644		11,644	7,440	19,084
CITY COUNCIL 15	56	2.513465	46,575		46,575	29,762	76,337
FINANCE COMMITTEE	17	0.763016	14,139		14,139	9,035	23,174
CITY COMPTROLLER	9	0.403950	7,485		7,485	4,783	12,269
COMPTR-ACCT FIN RPTG	13	0.583483	10,812		10,812	6,909	17,721
COMPTR-FIN STRATG OPS	20	0.897666	16,634		16,634	10,629	27,263
COMPTR-REVENUE SVCS	37	1.660682	30,773		30,773	19,664	50,437
TREASURER 28	25	1.122083	20,792		20,792	13,287	34,079
LAW CORPORATE	52	2.333932	43,248		43,248	27,637	70,885
HUMAN RESOURCES 33	20	0.897666	16,634		16,634	10,629	27,263
PROCUREMENT SVCS 35	26	1.166966	21,624		21,624	13,818	35,442
AIS-COMM & FIN&ADMIN	15	0.673250	12,475		12,475	7,972	20,447
AIS-FACILITY MNGMT	29	1.301616	24,119		24,119	15,413	39,532
AIS-ASSET MANAGEMENT	39	1.750449	32,436		32,436	20,727	53,164
AIS-FLEET OPERATIONS	26	1.166966	21,624		21,624	13,818	35,442
AIS-INFORMATION TECH	22	0.987433	18,297		18,297	11,692	29,990
PUBLIC SAFETY ADMIN 51	10	0.448833	8,317		8,317	5,315	13,632
BUILDINGS 67	26	1.166966	21,624		21,624	13,818	35,442
STREETS & SANITATION 81	149	6.687612	123,923		123,923	79,189	203,112
CS SUPPORT TO TRANSP	200	8.976661	166,339		166,339	106,294	272,634
EMERG MNGMT & COMM 58	54	2.423698	44,912		44,912	28,699	73,611
POLICE BOARD 55	13	0.583483	10,812		10,812	6,909	17,721
COPA 60	22	0.987433	18,297		18,297	11,692	29,990
POLICE DEPT 57	54	2.423698	44,912		44,912	28,699	73,611
FIRE DEPT 59	47	2.109515	39,090		39,090	24,979	64,069
ADMIN HEARINGS 30	21	0.942549	17,466		17,466	11,161	28,626
BRD OF ELECT COMM 39	27	1.211849	22,456		22,456	14,350	36,806
HEALTH 41	34	1.526032	28,278		28,278	18,070	46,348
HUMAN RELATIONS 45	14	0.628366	11,644		11,644	7,440	19,084
PEOPLE WITH DISAB 48	21	0.942549	17,466		17,466	11,161	28,626
ANIMAL CARE CNTRL 73	28	1.256732	23,288		23,288	14,881	38,169
LIQ LICENSE APPEAL COM 77	9	0.403950	7,485		7,485	4,783	12,269
BOARD OF ETHICS 78	16	0.718133	13,307		13,307	8,503	21,811
MIDWAY OPERTNS FD 610	201	9.021544	167,171		167,171	106,826	273,997
O'HARE OPERTNS FD 740	224	10.053860	186,300		186,300	119,051	305,352
SEWER FUND 314	137	6.149013	113,942		113,942	72,812	186,754
CHI PUBLIC LIBRARY 91/346	34	1.526032	28,278		28,278	18,070	46,348
MUNI HOTEL OPER 355 DCASE	32	1.436266	26,614		26,614	17,007	43,621
FAMILY SUPTSVC 50	39	1.750449	32,436		32,436	20,727	53,164
BUSINESS CONS 70	34	1.526032	28,278		28,278	18,070	46,348
HOUSING 21	31	1.391382	25,783		25,783	16,476	42,258
PLANNING & DEV 54	46	2.064632	38,258		38,258	24,448	62,706
Schedule .4 Total for REV AND EXP ANALYSIS	2,228	100.000000	1,853,021		1,853,021	1,052,844	2,905,865

CITY OF CHICAGO, ILLINOIS
Full Cost Allocation Plan
Schedule .4 - Detail Activity Allocations
For Department BUDGET & MANAGEMNT 05

Activity - REV AND EXP ANALYSIS

Allocation Basis: NUMBER OF APPROPRIATION LINE ITEMS (EXCL CDBG AND WATER FUNDS)
Allocation Source: 2020 ANNUAL APPROPRIATION ORDINANCE

MAXCAP 2022 MAXIMUS Consulting Services, Inc.

CITY OF CHICAGO, ILLINOIS
Full Cost Allocation Plan
Schedule .4 - Detail Activity Allocations
For Department BUDGET & MANAGEMNT 05

Activity - MGMT INITIATIVES

Receiving Department	Allocation Units	Allocation Pct	Gross Allocation	Direct Billed	Allocation Step 1	Allocation Step 2	Total
MAYOR 01	105	0.298949	707		707		707
INSPECTOR GENERAL 03	73	0.207841	492		492		492
BUDGET & MANAGEMNT 05	48	0.136663	323		323		323
CITY CLERK 25	96	0.273325	647		647	370	1,016
CITY COUNCIL/COMM 15	210	0.597899	1,415		1,415	809	2,223
CITY COUNCIL 15	4	0.011389	27		27	15	42
CITY COMPTROLLER	29	0.082567	195		195	112	307
COMPTR-ACCT FIN RPTG	67	0.190758	451		451	258	709
COMPTR-FIN STRATG OPS	80	0.227771	539		539	308	847
COMPTR-REVENUE SVCS	293	0.834211	1,974		1,974	1,129	3,102
TREASURER 28	12	0.034166	81		81	46	127
LAW CORPORATE	368	1.047746	2,479		2,479	1,418	3,896
HUMAN RESOURCES 33	76	0.216382	512		512	293	805
PROCUREMENT SVCS 35	74	0.210688	498		498	285	783
AIS-COMM & FIN&ADMIN	33	0.093956	222		222	127	349
AIS-FACILITY MNGMT	386	1.098995	2,600		2,600	1,487	4,087
AIS-ASSET MANAGEMENT	53	0.150898	357		357	204	561
AIS-FLEET OPERATIONS	438	1.247046	2,950		2,950	1,687	4,638
AIS-INFORMATION TECH	106	0.301797	714		714	408	1,122
PUBLIC SAFETY ADMIN 51	411	1.170173	2,768		2,768	1,583	4,352
BUILDINGS 67	247	0.703243	1,664		1,664	951	2,615
STREETS & SANITATION 81	2,170	6.178288	14,617		14,617	8,360	22,977
CS SUPPORT TO TRANSP	1,211	3.447883	8,157		8,157	4,665	12,822
EMERG MNGMT & COMM 58	1,655	4.712012	11,148		11,148	6,376	17,524
POLICE BOARD 55	2	0.005694	13		13	8	21
COPA 60	151	0.429918	1,017		1,017	582	1,599
POLICE DEPT 57	14,371	40.916210	96,802		96,802	55,367	152,170
FIRE DEPT 59	4,846	13.797227	32,642		32,642	18,669	51,311
ADMIN HEARINGS 30	41	0.116733	276		276	158	434
BRD OF ELECT COMM 39	118	0.335962	795		795	454	1,249
HEALTH 41	613	1.745295	4,129		4,129	2,361	6,490
HUMAN RELATIONS 45	19	0.054096	128		128	73	201
PEOPLE WITH DISAB 48	30	0.085414	202		202	115	318
ANIMAL CARE CNTRL 73	69	0.196452	465		465	266	730
LIQ LICENSE APPEAL COM 77	1	0.002847	7		7	4	10
BOARD OF ETHICS 78	8	0.022777	54		54	31	85
MIDWAY OPERTNS FD 610	457	1.301142	3,078		3,078	1,760	4,839
O'HARE OPERTNS FD 740	2,286	6.508556	15,398		15,398	8,806	24,205
WATER FUND 200	1,541	4.387438	10,380		10,380	5,936	16,316
SEWER FUND 314	494	1.406486	3,328		3,328	1,903	5,231
CHI PUBLIC LIBRARY 91/346	913	2.599436	6,150		6,150	3,517	9,667
MUNI HOTEL OPER 355 DCASE	76	0.216382	512		512	293	805
FAMILY SUPTSVC 50	389	1.107536	2,620		2,620	1,499	4,119
BUSINESS CONS 70	196	0.558039	1,320		1,320	755	2,075
HOUSING 21	83	0.236312	559		559	320	879
PLANNING & DEV 54	174	0.495402	1,172		1,172	670	1,842
Schedule .4 Total for MGMT INITIATIVES	35,123	100.000000	236,586		236,586	134,436	371,022

Allocation Basis: NUMBER OF BUDGETED POSITIONS BY DEPARTMENT/FUND/GRANT
Allocation Source: 2020 ANNUAL APPROPRIATION ORDINANCE/NON-LOCAL FUNDS

MAXCAP 2022 MAXIMUS Consulting Services, Inc.

CITY OF CHICAGO, ILLINOIS
Full Cost Allocation Plan
Schedule .4 - Detail Activity Allocations
For Department BUDGET & MANAGEMNT 05

Activity - COMP AND TECH PROC

Receiving Department	Allocation Units	Allocation Pct	Gross Allocation	Direct Billed	Allocation Step 1	Allocation Step 2	Total
MAYOR 01	105	0.298949	1,763		1,763		1,763
INSPECTOR GENERAL 03	73	0.207841	1,225		1,225		1,225
BUDGET & MANAGEMNT 05	48	0.136663	806		806		806
CITY CLERK 25	96	0.273325	1,611		1,611	921	2,533
CITY COUNCIL/COMM 15	210	0.597899	3,525		3,525	2,015	5,540
CITY COUNCIL 15	4	0.011389	67		67	38	105
CITY COMPTROLLER	29	0.082567	487		487	278	765
COMPTR-ACCT FIN RPTG	67	0.190758	1,125		1,125	643	1,768
COMPTR-FIN STRATG OPS	80	0.227771	1,343		1,343	768	2,111
COMPTR-REVENUE SVCS	293	0.834211	4,918		4,918	2,812	7,730
TREASURER 28	12	0.034166	201		201	115	317
LAW CORPORATE	368	1.047746	6,177		6,177	3,532	9,709
HUMAN RESOURCES 33	76	0.216382	1,276		1,276	729	2,005
PROCUREMENT SVCS 35	74	0.210688	1,242		1,242	710	1,952
AIS-COMM & FIN&ADMIN	33	0.093956	554		554	317	871
AIS-FACILITY MNGMT	386	1.098995	6,479		6,479	3,705	10,184
AIS-ASSET MANAGEMENT	53	0.150898	890		890	509	1,398
AIS-FLEET OPERATIONS	438	1.247046	7,352		7,352	4,204	11,556
AIS-INFORMATION TECH	106	0.301797	1,779		1,779	1,017	2,797
PUBLIC SAFETY ADMIN 51	411	1.170173	6,899		6,899	3,945	10,844
BUILDINGS 67	247	0.703243	4,146		4,146	2,371	6,517
STREETS & SANITATION 81	2,170	6.178288	36,425		36,425	20,827	57,252
CS SUPPORT TO TRANSP	1,211	3.447883	20,328		20,328	11,623	31,950
EMERG MNGMT & COMM 58	1,655	4.712012	27,780		27,780	15,884	43,665
POLICE BOARD 55	2	0.005694	34		34	19	53
COPA 60	151	0.429918	2,535		2,535	1,449	3,984
POLICE DEPT 57	14,371	40.916210	241,228		241,228	137,932	379,161
FIRE DEPT 59	4,846	13.797227	81,344		81,344	46,511	127,854
ADMIN HEARINGS 30	41	0.116733	688		688	393	1,082
BRD OF ELECT COMM 39	118	0.335962	1,981		1,981	1,132	3,113
HEALTH 41	613	1.745295	10,290		10,290	5,883	16,173
HUMAN RELATIONS 45	19	0.054096	319		319	182	501
PEOPLE WITH DISAB 48	30	0.085414	504		504	288	791
ANIMAL CARE CNTRL 73	69	0.196452	1,158		1,158	662	1,820
LIQ LICENSE APPEAL COM 77	1	0.002847	17		17	9	26
BOARD OF ETHICS 78	8	0.022777	134		134	77	211
MIDWAY OPERTNS FD 610	457	1.301142	7,671		7,671	4,386	12,057
O'HARE OPERTNS FD 740	2,286	6.508556	38,372		38,372	21,940	60,313
WATER FUND 200	1,541	4.387438	25,867		25,867	14,790	40,657
SEWER FUND 314	494	1.406486	8,292		8,292	4,741	13,033
CHI PUBLIC LIBRARY 91/346	913	2.599436	15,325		15,325	8,763	24,088
MUNI HOTEL OPER 355 DCASE	76	0.216382	1,276		1,276	729	2,005
FAMILY SUPTSVC 50	389	1.107536	6,530		6,530	3,734	10,263
BUSINESS CONS 70	196	0.558039	3,290		3,290	1,881	5,171
HOUSING 21	83	0.236312	1,393		1,393	796	2,190
PLANNING & DEV 54	174	0.495402	2,921		2,921	1,670	4,591
Schedule .4 Total for COMP AND TECH PROC	35,123	100.000000	589,566		589,566	334,932	924,498

Allocation Basis: NUMBER OF BUDGETED POSITIONS BY DEPARTMENT/FUND/GRANT
Allocation Source: 2020 ANNUAL APPROPRIATION ORDINANCE/NON-LOCAL FUNDS

CITY OF CHICAGO, ILLINOIS
Full Cost Allocation Plan
Schedule .4 - Detail Activity Allocations
For Department BUDGET & MANAGEMNT 05

Activity - CAP MFT ADMIN

Receiving Department	Allocation Units	Allocation Pct	Gross Allocation	Direct Billed	Allocation Step 1	Allocation Step 2	Total
MOTOR FUEL TAX FD 310	100	100.000000	719,979		719,979	409,074	1,129,053
Schedule .4 Total for CAP MFT ADMIN	100	100.000000	719,979		719,979	409,074	1,129,053

Allocation Basis: EXCLUSIVE ALLOCATION TO MOTOR FUEL TAX FUND
Allocation Source: EXCLUSIVE ALLOCATION

CITY OF CHICAGO, ILLINOIS
Full Cost Allocation Plan
Schedule .4 - Detail Activity Allocations
For Department BUDGET & MANAGEMNT 05

Activity - DATA ANALYTICS

Receiving Department	Allocation Units	Allocation Pct	Gross Allocation	Direct Billed	Allocation Step 1	Allocation Step 2	Total
MAYOR 01	105	0.298949	2,886		2,886		2,886
INSPECTOR GENERAL 03	73	0.207841	2,007		2,007		2,007
BUDGET & MANAGEMNT 05	48	0.136663	1,320		1,320		1,320
CITY CLERK 25	96	0.273325	2,639		2,639	1,509	4,148
CITY COUNCIL/COMM 15	210	0.597899	5,773		5,773	3,301	9,074
CITY COUNCIL 15	4	0.011389	110		110	63	173
CITY COMPTROLLER	29	0.082567	797		797	456	1,253
COMPTR-ACCT FIN RPTG	67	0.190758	1,842		1,842	1,053	2,895
COMPTR-FIN STRATG OPS	80	0.227771	2,199		2,199	1,257	3,457
COMPTR-REVENUE SVCS	293	0.834211	8,055		8,055	4,606	12,660
TREASURER 28	12	0.034166	330		330	188	518
LAW CORPORATE	368	1.047746	10,116		10,116	5,785	15,901
HUMAN RESOURCES 33	76	0.216382	2,089		2,089	1,195	3,284
PROCUREMENT SVCS 35	74	0.210688	2,034		2,034	1,163	3,197
AIS-COMM & FIN&ADMIN	33	0.093956	907		907	519	1,426
AIS-FACILITY MNGMT	386	1.098995	10,611		10,611	6,067	16,679
AIS-ASSET MANAGEMENT	53	0.150898	1,457		1,457	833	2,290
AIS-FLEET OPERATIONS	438	1.247046	12,041		12,041	6,885	18,926
AIS-INFORMATION TECH	106	0.301797	2,914		2,914	1,666	4,580
PUBLIC SAFETY ADMIN 51	411	1.170173	11,299		11,299	6,460	17,759
BUILDINGS 67	247	0.703243	6,790		6,790	3,882	10,673
STREETS & SANITATION 81	2,170	6.178288	59,654		59,654	34,110	93,764
CS SUPPORT TO TRANSP	1,211	3.447883	33,291		33,291	19,035	52,326
EMERG MNGMT & COMM 58	1,655	4.712012	45,496		45,496	26,015	71,511
POLICE BOARD 55	2	0.005694	55		55	31	86
COPA 60	151	0.429918	4,151		4,151	2,373	6,524
POLICE DEPT 57	14,371	40.916210	395,063		395,063	225,898	620,961
FIRE DEPT 59	4,846	13.797227	133,218		133,218	76,173	209,391
ADMIN HEARINGS 30	41	0.116733	1,127		1,127	644	1,771
BRD OF ELECT COMM 39	118	0.335962	3,244		3,244	1,855	5,099
HEALTH 41	613	1.745295	16,852		16,852	9,636	26,487
HUMAN RELATIONS 45	19	0.054096	522		522	298	821
PEOPLE WITH DISAB 48	30	0.085414	825		825	471	1,296
ANIMAL CARE CNTRL 73	69	0.196452	1,897		1,897	1,084	2,981
LIQ LICENSE APPEAL COM 77	1	0.002847	27		27	16	43
BOARD OF ETHICS 78	8	0.022777	220		220	126	346
MIDWAY OPERTNS FD 610	457	1.301142	12,563		12,563	7,183	19,746
O'HARE OPERTNS FD 740	2,286	6.508556	62,843		62,843	35,933	98,776
WATER FUND 200	1,541	4.387438	42,363		42,363	24,223	66,585
SEWER FUND 314	494	1.406486	13,580		13,580	7,765	21,345
CHI PUBLIC LIBRARY 91/346	913	2.599436	25,099		25,099	14,351	39,450
MUNI HOTEL OPER 355 DCASE	76	0.216382	2,089		2,089	1,195	3,284
FAMILY SUPTSVC 50	389	1.107536	10,694		10,694	6,115	16,808
BUSINESS CONS 70	196	0.558039	5,388		5,388	3,081	8,469
HOUSING 21	83	0.236312	2,282		2,282	1,305	3,586
PLANNING & DEV 54	174	0.495402	4,783		4,783	2,735	7,518
Schedule .4 Total for DATA ANALYTICS	35,123	100.000000	965,542		965,542	548,539	1,514,080

Allocation Basis: NUMBER OF BUDGETED POSITIONS BY DEPARTMENT/FUND/GRANT
Allocation Source: 2020 ANNUAL APPROPRIATION ORDINANCE/NON-LOCAL FUNDS

MAXCAP 2022 MAXIMUS Consulting Services, Inc.

CITY OF CHICAGO, ILLINOIS
Full Cost Allocation Plan
Schedule .4 - Detail Activity Allocations
For Department BUDGET & MANAGEMNT 05

Activity - GRANTS MGMT

Receiving Department	Allocation Units	Allocation Pct	Gross Allocation	Direct Billed	Allocation Step 1	Allocation Step 2	Total
MAYOR 01	904,000	0.061188	1,187		1,187		1,187
BUDGET & MANAGEMNT 05	4,065,746	0.275192	5,339		5,339		5,339
FINANCE-CITYWIDE 27	1,378,325	0.093293	1,810		1,810	870	2,680
LAW CITY-WIDE 31	2,968,492	0.200924	3,898		3,898	1,874	5,772
ASSETS & INFO SVCS 38	45,572,665	3.084609	59,848		59,848	28,773	88,620
PUBLIC SAFETY ADMIN 51	2,885,000	0.195273	3,789		3,789	1,821	5,610
BUILDINGS 67	7,142,171	0.483422	9,379		9,379	4,509	13,889
CS SUPPORT TO TRANSP	285,193,000	19.303435	374,527		374,527	180,059	554,586
EMERG MNGMT & COMM 58	68,396,000	4.629418	89,820		89,820	43,182	133,003
POLICE DEPT 57	81,301,000	5.502900	106,768		106,768	51,330	158,098
FIRE DEPT 59	36,505,000	2.470860	47,940		47,940	23,048	70,987
HEALTH 41	166,693,659	11.282746	218,909		218,909	105,243	324,152
HUMAN RELATIONS 45	1,864,707	0.126214	2,449		2,449	1,177	3,626
PEOPLE WITH DISAB 48	5,716,815	0.386946	7,508		7,508	3,609	11,117
WATER FUND 200	16,642,000	1.126422	21,855		21,855	10,507	32,362
CHI PUBLIC LIBRARY 91/346	12,800,000	0.866375	16,809		16,809	8,081	24,891
MUNI HOTEL OPER 355 DCASE	3,491,000	0.236290	4,585		4,585	2,204	6,788
FAMILY SUPTSVC 50	583,134,296	39.469743	765,795		765,795	368,167	1,133,962
BUSINESS CONS 70	7,523,000	0.509198	9,880		9,880	4,750	14,629
HOUSING 21	137,649,441	9.316873	180,767		180,767	86,906	267,673
PLANNING & DEV 54	5,594,683	0.378679	7,347		7,347	3,532	10,879
Schedule .4 Total for GRANTS MGMT	1,477,421,000	100.000000	1,940,209		1,940,209	929,642	2,869,851

Allocation Basis: GRANT BUDGET ALLOCATIONS BY DEPARTMENT/FUND/GRANT - EXCL AVIATION
Allocation Source: 2020 ANNUAL APPROPRIATION ORDINANCE/NON-LOCAL FUNDS

MAXCAP 2022 MAXIMUS Consulting Services, Inc.

CITY OF CHICAGO, ILLINOIS
Full Cost Allocation Plan
Schedule .4 - Detail Activity Allocations
For Department BUDGET & MANAGEMNT 05

Activity - OTHER FUNDS

Receiving Department	Allocation Units	Allocation Pct	Gross Allocation	Direct Billed	Allocation Step 1	Allocation Step 2	Total
WATER FUND 200	108,797	35.260164	143,813	(108,797)	35,016	111,670	146,687
CDBG FUNDS	100,134	32.452561	132,362	(100,134)	32,228	102,778	135,007
TIF ADMIN FUND 0B21	99,624	32.287275	131,688	(99,624)	32,064	102,255	134,319
Schedule .4 Total for OTHER FUNDS	308,555	100.000000	407,864	(308,555)	99,309	316,703	416,012
Direct Billed				308,555	308,555		308,555
Schedule .3 Total for OTHER FUNDS	308,555	100.000000		0	407,864	316,703	724,567

Allocation Basis: ACTUAL EXPENDITURES PER FUND
Allocation Source: SUMMARY TRIAL BALANCE FOR 2020 (A613 REPORT)

MAXCAP 2022 MAXIMUS Consulting Services, Inc.

CITY OF CHICAGO, ILLINOIS
Full Cost Allocation Plan
Schedule .5 - Allocation Summary
For Department BUDGET & MANAGEMNT 05

Receiving Department	Total	OPS MGMT REVIEW	REV AND EXP ANALYSIS	MGMT INITIATIVES	COMP AND TECH PROC
FINANCE GENERAL 99	156,359	0	156,359	0	0
MAYOR 01	23,177	0	16,634	707	1,763
INSPECTOR GENERAL 03	22,853	0	19,129	492	1,225
BUDGET & MANAGEMNT 05	21,095	0	13,307	323	806
CITY CLERK 25	59,497	0	51,800	1,016	2,533
CITY COUNCIL/COMM 15	35,922	0	19,084	2,223	5,540
CITY COUNCIL 15	76,658	0	76,337	42	105
FINANCE COMMITTEE	23,174	0	23,174	0	0
FINANCE-CITYWIDE 27	2,680	0	0	0	0
CITY COMPTROLLER	14,593	0	12,269	307	765
COMPTR-ACCT FIN RPTG	23,093	0	17,721	709	1,768
COMPTR-FIN STRATG OPS	33,677	0	27,263	847	2,111
COMPTR-REVENUE SVCS	73,930	0	50,437	3,102	7,730
TREASURER 28	35,041	0	34,079	127	317
LAW CITY-WIDE 31	5,772	0	0	0	0
LAW CORPORATE	100,391	0	70,885	3,896	9,709
HUMAN RESOURCES 33	33,357	0	27,263	805	2,005
PROCUREMENT SVCS 35	41,375	0	35,442	783	1,952
ASSETS & INFO SVCS 38	88,620	0	0	0	0
AIS-COMM & FIN&ADMIN	23,093	0	20,447	349	871
AIS-FACILITY MNGMT	70,481	0	39,532	4,087	10,184
AIS-ASSET MANAGEMENT	57,413	0	53,164	561	1,398
AIS-FLEET OPERATIONS	70,561	0	35,442	4,638	11,556
AIS-INFORMATION TECH	38,488	0	29,990	1,122	2,797
PUBLIC SAFETY ADMIN 51	52,196	0	13,632	4,352	10,844
BUILDINGS 67	69,135	0	35,442	2,615	6,517
STREETS & SANITATION 81	377,105	0	203,112	22,977	57,252
CS SUPPORT TO TRANSP	924,318	0	272,634	12,822	31,950
EMERG MNGMT & COMM 58	339,313	0	73,611	17,524	43,665
POLICE BOARD 55	17,881	0	17,721	21	53
COPA 60	42,097	0	29,990	1,599	3,984
POLICE DEPT 57	1,384,000	0	73,611	152,170	379,161
FIRE DEPT 59	523,613	0	64,069	51,311	127,854
ADMIN HEARINGS 30	31,913	0	28,626	434	1,082
BRD OF ELECT COMM 39	46,267	0	36,806	1,249	3,113
HEALTH 41	419,650	0	46,348	6,490	16,173
HUMAN RELATIONS 45	24,233	0	19,084	201	501
PEOPLE WITH DISAB 48	42,148	0	28,626	318	791
ANIMAL CARE CNTRL 73	43,701	0	38,169	730	1,820
LIQ LICENSE APPEAL COM 77	12,348	0	12,269	10	26
BOARD OF ETHICS 78	22,452	0	21,811	85	211
MIDWAY OPERTNS FD 610	310,639	0	273,997	4,839	12,057
O'HARE OPERTNS FD 740	488,645	0	305,352	24,205	60,313
WATER FUND 200	302,607	0	0	16,316	40,657
SEWER FUND 314	226,363	0	186,754	5,231	13,033
CHI PUBLIC LIBRARY 91/346	144,443	0	46,348	9,667	24,088
CDBG FUNDS	135,007	0	0	0	0
MOTOR FUEL TAX FD 310	1,129,053	0	0	0	0
MUNI HOTEL OPER 355 DCASE	56,503	0	43,621	805	2,005
TIF ADMIN FUND 0B21	134,319	0	0	0	0
FAMILY SUPTSVC 50	1,218,316	0	53,164	4,119	10,263
BUSINESS CONS 70	76,692	0	46,348	2,075	5,171

MAXCAP 2022 MAXIMUS Consulting Services, Inc.

CITY OF CHICAGO, ILLINOIS
Full Cost Allocation Plan
Schedule .5 - Allocation Summary
For Department BUDGET & MANAGEMNT 05

Receiving Department	Total	OPS MGMT REVIEW	REV AND EXP ANALYSIS	MGMT INITIATIVES	COMP AND TECH PROC
HOUSING 21	316,585	0	42,258	879	2,190
PLANNING & DEV 54	87,536	0	62,706	1,842	4,591
Direct Bill	308,555	0	0	0	0
Total	10,438,936	0	2,905,865	371,022	924,498

CITY OF CHICAGO, ILLINOIS
Full Cost Allocation Plan
Schedule .5 - Allocation Summary
For Department BUDGET & MANAGEMNT 05

Receiving Department	CAP MFT ADMIN	DATA ANALYTICS	GRANTS MGMT	OTHER FUNDS
FINANCE GENERAL 99	0	0	0	0
MAYOR 01	0	2,886	1,187	0
INSPECTOR GENERAL 03	0	2,007	0	0
BUDGET & MANAGEMNT 05	0	1,320	5,339	0
CITY CLERK 25	0	4,148	0	0
CITY COUNCIL/COMM 15	0	9,074	0	0
CITY COUNCIL 15	0	173	0	0
FINANCE COMMITTEE	0	0	0	0
FINANCE-CITYWIDE 27	0	0	2,680	0
CITY COMPTROLLER	0	1,253	0	0
COMPTR-ACCT FIN RPTG	0	2,895	0	0
COMPTR-FIN STRATG OPS	0	3,457	0	0
COMPTR-REVENUE SVCS	0	12,660	0	0
TREASURER 28	0	518	0	0
LAW CITY-WIDE 31	0	0	5,772	0
LAW CORPORATE	0	15,901	0	0
HUMAN RESOURCES 33	0	3,284	0	0
PROCUREMENT SVCS 35	0	3,197	0	0
ASSETS & INFO SVCS 38	0	0	88,620	0
AIS-COMM & FIN&ADMIN	0	1,426	0	0
AIS-FACILITY MNGMT	0	16,679	0	0
AIS-ASSET MANAGEMENT	0	2,290	0	0
AIS-FLEET OPERATIONS	0	18,926	0	0
AIS-INFORMATION TECH	0	4,580	0	0
PUBLIC SAFETY ADMIN 51	0	17,759	5,610	0
BUILDINGS 67	0	10,673	13,889	0
STREETS & SANITATION 81	0	93,764	0	0
CS SUPPORT TO TRANSP	0	52,326	554,586	0
EMERG MNGMT & COMM 58	0	71,511	133,003	0
POLICE BOARD 55	0	86	0	0
COPA 60	0	6,524	0	0
POLICE DEPT 57	0	620,961	158,098	0
FIRE DEPT 59	0	209,391	70,987	0
ADMIN HEARINGS 30	0	1,771	0	0
BRD OF ELECT COMM 39	0	5,099	0	0
HEALTH 41	0	26,487	324,152	0
HUMAN RELATIONS 45	0	821	3,626	0
PEOPLE WITH DISAB 48	0	1,296	11,117	0
ANIMAL CARE CNTRL 73	0	2,981	0	0
LIQ LICENSE APPEAL COM 77	0	43	0	0
BOARD OF ETHICS 78	0	346	0	0
MIDWAY OPERTNS FD 610	0	19,746	0	0
O'HARE OPERTNS FD 740	0	98,776	0	0
WATER FUND 200	0	66,585	32,362	146,687
SEWER FUND 314	0	21,345	0	0
CHI PUBLIC LIBRARY 91/346	0	39,450	24,891	0
CDBG FUNDS	0	0	0	135,007
MOTOR FUEL TAX FD 310	1,129,053	0	0	0
MUNI HOTEL OPER 355 DCASE	0	3,284	6,788	0
TIF ADMIN FUND 0B21	0	0	0	134,319
FAMILY SUPTSVC 50	0	16,808	1,133,962	0
BUSINESS CONS 70	0	8,469	14,629	0

MAXCAP 2022 MAXIMUS Consulting Services, Inc.

CITY OF CHICAGO, ILLINOIS
Full Cost Allocation Plan
Schedule .5 - Allocation Summary
For Department BUDGET & MANAGEMNT 05

Receiving Department	CAP MFT ADMIN	DATA ANALYTICS	GRANTS MGMT	OTHER FUNDS
HOUSING 21	0	3,586	267,673	0
PLANNING & DEV 54	0	7,518	10,879	0
Direct Bill	0	0	0	308,555
Total	1,129,053	1,514,080	2,869,851	724,567

The Finance Committee of the City Council includes the staff responsible for the administration of the City's Workers' Compensation Program. The unit processes all claims for medical payments and salary continuation under City regulations and State law. Costs of Worker's Compensation administration have been allocated based on the number of Worker's Compensation vouchers processed in 2020 per department.

Costs of the Finance Committee's legislative and research responsibilities have been disallowed for plan purposes.

CITY OF CHICAGO, ILLINOIS
Full Cost Allocation Plan
Schedule .2 - Costs To Be Allocated
For Department FINANCE COMMITTEE

	1st Allocation	2nd Allocation	Sub-Total	Total
Expenditures Per Financial Statement:	0			0
Inbound Costs:				
BUILDING DEPRECIATION	108,193		108,193	
BUDGET & MANAGEMNT 05	14,139	9,035	23,174	
CITY COUNCIL/COMM 15	1,004,605	36,392	1,040,997	
CITY COUNCIL 15	4,771,654	1,377,649	6,149,302	
AIS-FACILITY MNGMT		116,655	116,655	
AIS-ASSET MANAGEMENT		4,025	4,025	
AIS-BUILDING MTCE/OPER		25,989	25,989	
Total Allocated Additions:	5,898,590	1,569,744	7,468,335	7,468,335
Total To Be Allocated:	5,898,590	1,569,744		7,468,335

CITY OF CHICAGO, ILLINOIS
Full Cost Allocation Plan
Schedule .3 - Costs Allocated By Activity
For Department FINANCE COMMITTEE

	Total	G&A	WORKER'S COMP	LEG PREP & RES**
Wages & Benefits				
Salaries & Wages	0	0	0	0
Fringe Benefits	0	0	0	0
Departmental Total				
Expenditures Per Financial Statement	0			
Deductions				
*Total Disallowed Costs	0	0	0	0
Functional Cost	0	0	0	0
Allocation Step 1				
Inbound - All Others	5,898,590	0	5,898,590	0
Reallocate Admin Costs		0	0	0
Unallocated Costs	0	0	0	0
1st Allocation	5,898,590	0	5,898,590	0
Allocation Step 2				
Inbound - All Others	1,569,744	0	1,569,744	0
2nd Allocation	1,569,744	0	1,569,744	0
Total For FINANCE COMMITTEE				
Schedule .3 Total	7,468,335	0	7,468,335	0

CITY OF CHICAGO, ILLINOIS
Full Cost Allocation Plan
Schedule .4 - Detail Activity Allocations
For Department FINANCE COMMITTEE

Activity - WORKER'S COMP

Receiving Department	Allocation Units	Allocation Pct	Gross Allocation	Direct Billed	Allocation Step 1	Allocation Step 2	Total
BUDGET & MANAGEMNT 05	16	0.018315	1,080		1,080		1,080
CITY CLERK 25	6	0.006868	405		405		405
CITY COUNCIL/COMM 15	5	0.005724	338		338		338
FINANCE-CITYWIDE 27	1,639	1.876166	110,667		110,667	29,460	140,127
COMPTR-REVENUE SVCS	368	0.421250	24,848		24,848	6,615	31,462
LAW CITY-WIDE 31	1	0.001145	68		68	18	85
PROCUREMENT SVCS 35	53	0.060669	3,579		3,579	953	4,531
AIS-COMM & FIN&ADMIN	109	0.124772	7,360		7,360	1,959	9,319
AIS-FACILITY MNGMT	1,689	1.933401	114,043		114,043	30,359	144,402
AIS-ASSET MANAGEMENT	1	0.001145	68		68	18	85
AIS-FLEET OPERATIONS	3,438	3.935485	232,138		232,138	61,796	293,934
BUILDINGS 67	182	0.208336	12,289		12,289	3,271	15,560
STREETS & SANITATION 81	32,082	36.724322	2,166,217		2,166,217	576,657	2,742,874
CS SUPPORT TO TRANSP	2,659	3.043762	179,539		179,539	47,794	227,333
EMERG MNGMT & COMM 58	2,345	2.684326	158,337		158,337	42,150	200,487
COPA 60	18	0.020605	1,215		1,215	323	1,539
POLICE DEPT 57	1,365	1.562518	92,167		92,167	24,535	116,702
FIRE DEPT 59	279	0.319372	18,838		18,838	5,015	23,853
ADMIN HEARINGS 30	48	0.054946	3,241		3,241	863	4,104
BRD OF ELECT COMM 39	126	0.144232	8,508		8,508	2,265	10,772
HEALTH 41	431	0.493366	29,102		29,102	7,747	36,849
ANIMAL CARE CNTRL 73	488	0.558614	32,950		32,950	8,771	41,722
O'HARE OPERTNS FD 740	133	0.152245	8,980		8,980	2,391	11,371
WATER FUND 200	15,331	17.549422	1,035,169		1,035,169	275,566	1,310,735
SEWER FUND 314	8,034	9.196534	542,466		542,466	144,407	686,873
CHI PUBLIC LIBRARY 91/346	391	0.447578	26,401		26,401	7,028	33,429
VEHICLE TAX FUND 300	11,669	13.357525	787,906		787,906	209,744	997,649
MOTOR FUEL TAX FD 310	3,126	3.578338	211,072		211,072	56,188	267,260
FAMILY SUPTSVC 50	151	0.172850	10,196		10,196	2,714	12,910
BUSINESS CONS 70	28	0.032052	1,891		1,891	503	2,394
HOUSING 21	156	0.178573	10,533		10,533	2,804	13,337
PLANNING & DEV 54	194	0.222072	13,099		13,099	3,487	16,586
EMERG COMM FD 353	797	0.912327	53,814		53,814	14,326	68,140
ALL OTHER OR UNALLOCATED	1	0.001145	68		68	18	85
Schedule .4 Total for WORKER'S COMP	87,359	100.000000	5,898,590		5,898,590	1,569,744	7,468,335

Allocation Basis: TOTAL NUMBER OF WORKER'S COMP VOUCHERS PROCESSED IN 2020
Allocation Source: WORKER'S COMP DIV-FUND BY CLASSIFICATION REPORT

CITY OF CHICAGO, ILLINOIS
Full Cost Allocation Plan
Schedule .5 - Allocation Summary
For Department FINANCE COMMITTEE

Receiving Department	Total	WORKER'S COMP
BUDGET & MANAGEMNT 05	1,080	1,080
CITY CLERK 25	405	405
CITY COUNCIL/COMM 15	338	338
FINANCE-CITYWIDE 27	140,127	140,127
COMPTR-REVENUE SVCS	31,462	31,462
LAW CITY-WIDE 31	85	85
PROCUREMENT SVCS 35	4,531	4,531
AIS-COMM & FIN&ADMIN	9,319	9,319
AIS-FACILITY MNGMT	144,402	144,402
AIS-ASSET MANAGEMENT	85	85
AIS-FLEET OPERATIONS	293,934	293,934
BUILDINGS 67	15,560	15,560
STREETS & SANITATION 81	2,742,874	2,742,874
CS SUPPORT TO TRANSP	227,333	227,333
EMERG MNGMT & COMM 58	200,487	200,487
COPA 60	1,539	1,539
POLICE DEPT 57	116,702	116,702
FIRE DEPT 59	23,853	23,853
ADMIN HEARINGS 30	4,104	4,104
BRD OF ELECT COMM 39	10,772	10,772
HEALTH 41	36,849	36,849
ANIMAL CARE CNTRL 73	41,722	41,722
O'HARE OPERTNS FD 740	11,371	11,371
WATER FUND 200	1,310,735	1,310,735
SEWER FUND 314	686,873	686,873
CHI PUBLIC LIBRARY 91/346	33,429	33,429
VEHICLE TAX FUND 300	997,649	997,649
MOTOR FUEL TAX FD 310	267,260	267,260
FAMILY SUPTSVC 50	12,910	12,910
BUSINESS CONS 70	2,394	2,394
HOUSING 21	13,337	13,337
PLANNING & DEV 54	16,586	16,586
EMERG COMM FD 353	68,140	68,140
ALL OTHER OR UNALLOCATED	85	85
Direct Bill	0	0
Total	7,468,335	7,468,335

The Comptroller reports to the City's Chief Financial Officer and is responsible for the disbursement of all City funds and accounting for all expenditures and receipts. Activities of the office have been functionalized and allocated as follows:

- **Comptroller.** Costs of the Office of the City Comptroller have been allocated based on the number of budgeted positions per bureau within the Department of Finance.
- **Internal Audit.** Costs of the internal audit and review function within this Department have been allocated based on the number of budgeted positions per bureau within the Department.
- **Financial Systems Support.** Costs have been allocated based upon the number of PV (payment vouchers) and CV (contract vouchers) accounting transactions processed per department/fund/unit during 2020.
- **Fiscal Admin.** Costs have been allocated based upon the number of PV and CV accounting transactions processed per unit during 2020.
- **Personnel.** Costs have been allocated based on the number of budgeted positions per bureau within the Department.

CITY OF CHICAGO, ILLINOIS
Full Cost Allocation Plan
Schedule .2 - Costs To Be Allocated
For Department CITY COMPTROLLER

	1st Allocation	2nd Allocation	Sub-Total	Total
Expenditures Per Financial Statement:	3,029,827			3,029,827
Deductions:				
CLAIMS - PAYMENTS & REFUNDS	-503,661			
PVPR ERROR FILE - ACCOUNT	-27,273			
Total Deductions:	-530,934			-530,934
Cost Adjustments:				
WATER FUND SAL	0			
SEWER FUND SAL	0			
MIDWAY FUND SAL	0			
OHARE FUND SAL	-1,262			
Total Departmental Cost Adjustments:	-1,262			-1,262
Inbound Costs:				
EMPLOYEE BENEFITS	426,640	11	426,651	
RETIREMENT	718,558		718,558	
FINANCE GENERAL 99	1,161,230	1,024	1,162,254	
MAYOR 01	5,797	3,852	9,649	
INSPECTOR GENERAL 03	9,072	673	9,745	
BUDGET & MANAGEMNT 05	8,965	5,629	14,593	
CITY COUNCIL 15	2,025,992	584,935	2,610,926	
NON-FINANCE COMM	446,899	24,264	471,162	
FINANCE-CITYWIDE 27	342,872	384,448	727,320	
CITY COMPTROLLER		182,703	182,703	
COMPTR-FIN STRATG OPS		5,248	5,248	
HUMAN RESOURCES 33		8,630	8,630	
AIS-FACILITY MNGMT		361,622	361,622	
AIS-ASSET MANAGEMENT		211,116	211,116	
EMERG MNGMT & COMM 58		5,555	5,555	
Total Allocated Additions:	5,146,024	1,779,709	6,925,733	6,925,733
Total To Be Allocated:	7,643,655	1,779,709		9,423,364

MAXCAP 2022 MAXIMUS Consulting Services, Inc.

CITY OF CHICAGO, ILLINOIS
Full Cost Allocation Plan
Schedule .3 - Costs Allocated By Activity
For Department CITY COMPTROLLER

	Total	G&A	COMPTROLLER	INTERNAL AUDIT	FIN-SYS SUPPRT
Wages & Benefits					
Salaries & Wages	2,485,606	0	424,407	194,307	537,169
Fringe Benefits	0	0	0	0	0
Other Expense & Cost					
BUDGETS / 015 PERSONAL SERVICE	1,290	1,290	0	0	0
DUES, SUBSCRIPT, MEMBERSHIPS	4,924	4,924	0	0	0
TECHNICAL MEETINGS COSTS	375	375	0	0	0
TELEPHONE - MOBILE & PORTABLE	6,680	6,680	0	0	0
BOOKS AND RELATED MATERIALS	18	18	0	0	0
*CLAIMS - PAYMENTS & REFUNDS	503,661	0	0	0	0
*PVPR ERROR FILE - ACCOUNT	27,273	0	0	0	0
Departmental Total					
Expenditures Per Financial Statement	3,029,827				
Deductions					
*Total Disallowed Costs	(530,934)	0	0	0	0
Cost Adjustments					
WATER FUND SAL	0	0	0	0	0
SEWER FUND SAL	0	0	0	0	0
MIDWAY FUND SAL	0	0	0	0	0
OHARE FUND SAL	(1,262)	0	0	0	0
Functional Cost	2,497,631	13,287	424,407	194,307	537,169
Allocation Step 1					
Inbound - EMPLOYEE BENEFITS	426,640	0	72,827	33,363	92,197
Inbound - RETIREMENT	718,558	0	122,658	56,191	155,280
Inbound - FINANCE GENERAL 99	1,161,230	0	198,222	90,808	250,942
Inbound - All Others	2,839,597	0	484,719	222,056	613,637
Reallocate Admin Costs		(13,287)	2,268	1,039	2,871
Unallocated Costs	(1,262)	0	0	0	0
1st Allocation	7,644,917	0	1,305,101	597,765	1,652,096
Allocation Step 2					
Inbound - EMPLOYEE BENEFITS	11	0	2	1	2
Inbound - FINANCE GENERAL 99	1,024	0	175	80	221
Inbound - All Others	1,778,674	0	303,619	139,091	384,370
2nd Allocation	1,779,709	0	303,796	139,172	384,594
Total For CITY COMPTROLLER					
Schedule .3 Total	9,424,626	0	1,608,897	736,937	2,036,690

CITY OF CHICAGO, ILLINOIS
Full Cost Allocation Plan
Schedule .3 - Costs Allocated By Activity
For Department CITY COMPTROLLER

	FISCAL ADMIN	PERSONNEL	AUDIT (ENTERPR)**
Wages & Benefits			
Salaries & Wages	834,095	495,628	0
Fringe Benefits	0	0	0
Other Expense & Cost			
BUDGETS / 015 PERSONAL SERVICE	0	0	0
DUES, SUBSCRIPT, MEMBERSHIPS	0	0	0
TECHNICAL MEETINGS COSTS	0	0	0
TELEPHONE - MOBILE & PORTABLE	0	0	0
BOOKS AND RELATED MATERIALS	0	0	0
*CLAIMS - PAYMENTS & REFUNDS	0	0	0
*PVPR ERROR FILE - ACCOUNT	0	0	0
Departmental Total Expenditures Per Financial Statement			
Deductions			
*Total Disallowed Costs	0	0	0
Cost Adjustments			
WATER FUND SAL	0	0	0
SEWER FUND SAL	0	0	0
MIDWAY FUND SAL	0	0	0
OHARE FUND SAL	0	0	(1,262)
Functional Cost	834,095	495,628	(1,262)
Allocation Step 1			
Inbound - EMPLOYEE BENEFITS	143,180	85,072	0
Inbound - RETIREMENT	241,148	143,280	0
Inbound - FINANCE GENERAL 99	389,709	231,549	0
Inbound - All Others	952,969	566,216	0
Reallocate Admin Costs	4,459	2,649	0
Unallocated Costs	0	0	(1,262)
1st Allocation	2,565,560	1,524,395	0
Allocation Step 2			
Inbound - EMPLOYEE BENEFITS	4	2	0
Inbound - FINANCE GENERAL 99	344	204	0
Inbound - All Others	596,927	354,667	0
2nd Allocation	597,275	354,873	0
Total For CITY COMPTROLLER			
Schedule .3 Total	3,162,834	1,879,268	0

CITY OF CHICAGO, ILLINOIS
Full Cost Allocation Plan
Schedule .4 - Detail Activity Allocations
For Department CITY COMPTROLLER

Activity - COMPTROLLER

Receiving Department	Allocation Units	Allocation Pct	Gross Allocation	Direct Billed	Allocation Step 1	Allocation Step 2	Total
CITY COMPTROLLER	29	5.330882	69,573		69,573		69,573
COMPTR-ACCT FIN RPTG	97	17.830882	232,711		232,711	57,220	289,931
COMPTR-FIN STRATG OPS	88	16.176471	211,119		211,119	51,911	263,030
COMPTR-REVENUE SVCS	330	60.661765	791,697		791,697	194,665	986,363
Schedule .4 Total for COMPTROLLER	544	100.000000	1,305,101		1,305,101	303,796	1,608,897

Allocation Basis: NUMBER OF BUDGETED POSITIONS PER BUREAU (ALL FUNDS)
Allocation Source: 2020 ANNUAL APPROPRIATION ORDINANCE

MAXCAP 2022 MAXIMUS Consulting Services, Inc.

CITY OF CHICAGO, ILLINOIS
Full Cost Allocation Plan
Schedule .4 - Detail Activity Allocations
For Department CITY COMPTROLLER

Activity - INTERNAL AUDIT

Receiving Department	Allocation Units	Allocation Pct	Gross Allocation	Direct Billed	Allocation Step 1	Allocation Step 2	Total
CITY COMPTROLLER	29	5.330882	31,866		31,866		31,866
COMPTR-ACCT FIN RPTG	97	17.830882	106,587		106,587	26,213	132,800
COMPTR-FIN STRATG OPS	88	16.176471	96,697		96,697	23,781	120,478
COMPTR-REVENUE SVCS	330	60.661765	362,615		362,615	89,178	451,793
Schedule .4 Total for INTERNAL AUDIT	544	100.000000	597,765		597,765	139,172	736,937

Allocation Basis: NUMBER OF BUDGETED POSITIONS PER BUREAU (ALL FUNDS)
Allocation Source: 2020 ANNUAL APPROPRIATION ORDINANCE

MAXCAP 2022 MAXIMUS Consulting Services, Inc.

CITY OF CHICAGO, ILLINOIS
Full Cost Allocation Plan
Schedule .4 - Detail Activity Allocations
For Department CITY COMPTROLLER

Activity - FIN-SYS SUPPRT

Receiving Department	Allocation Units	Allocation Pct	Gross Allocation	Direct Billed	Allocation Step 1	Allocation Step 2	Total
MAYOR 01	267	0.245355	4,054		4,054		4,054
INSPECTOR GENERAL 03	53	0.048703	805		805		805
BUDGET & MANAGEMNT 05	161	0.147948	2,444		2,444		2,444
CITY CLERK 25	299	0.274761	4,539		4,539		4,539
CITY COUNCIL/COMM 15	4,496	4.131518	68,257		68,257		68,257
FINANCE-CITYWIDE 27	796	0.731470	12,085		12,085		12,085
TREASURER 28	177	0.162651	2,687		2,687	662	3,350
LAW CITY-WIDE 31	1,053	0.967635	15,986		15,986	3,941	19,928
HUMAN RESOURCES 33	226	0.207679	3,431		3,431	846	4,277
PROCUREMENT SVCS 35	222	0.204003	3,370		3,370	831	4,201
ASSETS & INFO SVCS 38	8,167	7.504916	123,988		123,988	30,569	154,557
PUBLIC SAFETY ADMIN 51	4	0.003676	61		61	15	76
BUILDINGS 67	440	0.404330	6,680		6,680	1,647	8,327
STREETS & SANITATION 81	2,135	1.961919	32,413		32,413	7,991	40,404
CS SUPPORT TO AVIATION	84	0.077190	1,275		1,275	314	1,589
CS SUPPORT TO TRANSP	7,172	6.590579	108,883		108,883	26,845	135,728
EMERG MNGMT & COMM 58	1,047	0.962122	15,895		15,895	3,919	19,814
POLICE BOARD 55	179	0.164489	2,717		2,717	670	3,387
COPA 60	308	0.283031	4,676		4,676	1,153	5,829
POLICE DEPT 57	5,610	5.155208	85,169		85,169	20,998	106,167
FIRE DEPT 59	1,698	1.560346	25,778		25,778	6,356	32,134
ADMIN HEARINGS 30	747	0.686442	11,341		11,341	2,796	14,137
BRD OF ELECT COMM 39	1,749	1.607212	26,553		26,553	6,547	33,099
HEALTH 41	7,535	6.924151	114,394		114,394	28,204	142,597
HUMAN RELATIONS 45	140	0.128650	2,125		2,125	524	2,649
PEOPLE WITH DISAB 48	287	0.263733	4,357		4,357	1,074	5,431
ANIMAL CARE CNTRL 73	358	0.328978	5,435		5,435	1,340	6,775
LIQ LICENSE APPEAL COM 77	85	0.078109	1,290		1,290	318	1,608
BOARD OF ETHICS 78	92	0.084542	1,397		1,397	344	1,741
MIDWAY OPERTNS FD 610	2,472	2.271599	37,529		37,529	9,253	46,782
O'HARE OPERTNS FD 740	14,635	13.448567	222,183		222,183	54,779	276,962
WATER FUND 200	3,696	3.396372	56,111		56,111	13,834	69,945
SEWER FUND 314	6,536	6.006138	99,227		99,227	24,464	123,691
CHI PUBLIC LIBRARY 91/346	950	0.872985	14,423		14,423	3,556	17,978
VEHICLE TAX FUND 300	9,058	8.323685	137,515		137,515	33,904	171,419
MUNI HOTEL OPER 355 DCASE	1,501	1.379317	22,788		22,788	5,618	28,406
FAMILY SUPTSVC 50	18,927	17.392623	287,343		287,343	70,846	358,189
BUSINESS CONS 70	2,187	2.009704	33,202		33,202	8,186	41,388
HOUSING 21	1,746	1.604455	26,507		26,507	6,535	33,043
PLANNING & DEV 54	1,527	1.403209	23,182		23,182	5,716	28,898
Schedule .4 Total for FIN-SYS SUPPRT	108,822	100.000000	1,652,096		1,652,096	384,594	2,036,690

Allocation Basis: TOTAL # OF PV (PAYMENT VOUCH) AND CV (CONTRACT VOUCH) TRANS BY UNIT
Allocation Source: 2020 AP TRANSACTIONS BY TRANS CODE REPORT

CITY OF CHICAGO, ILLINOIS
Full Cost Allocation Plan
Schedule .4 - Detail Activity Allocations
For Department CITY COMPTROLLER

Activity - FISCAL ADMIN

Receiving Department	Allocation Units	Allocation Pct	Gross Allocation	Direct Billed	Allocation Step 1	Allocation Step 2	Total
MAYOR 01	267	0.245355	6,295		6,295		6,295
INSPECTOR GENERAL 03	53	0.048703	1,250		1,250		1,250
BUDGET & MANAGEMNT 05	161	0.147948	3,796		3,796		3,796
CITY CLERK 25	299	0.274761	7,049		7,049		7,049
CITY COUNCIL/COMM 15	4,496	4.131518	105,997		105,997		105,997
FINANCE-CITYWIDE 27	796	0.731470	18,766		18,766		18,766
TREASURER 28	177	0.162651	4,173		4,173	1,029	5,202
LAW CITY-WIDE 31	1,053	0.967635	24,825		24,825	6,121	30,946
HUMAN RESOURCES 33	226	0.207679	5,328		5,328	1,314	6,642
PROCUREMENT SVCS 35	222	0.204003	5,234		5,234	1,290	6,524
ASSETS & INFO SVCS 38	8,167	7.504916	192,543		192,543	47,474	240,017
PUBLIC SAFETY ADMIN 51	4	0.003676	94		94	23	117
BUILDINGS 67	440	0.404330	10,373		10,373	2,558	12,931
STREETS & SANITATION 81	2,135	1.961919	50,334		50,334	12,411	62,745
CS SUPPORT TO AVIATION	84	0.077190	1,980		1,980	488	2,469
CS SUPPORT TO TRANSP	7,172	6.590579	169,085		169,085	41,690	210,775
EMERG MNGMT & COMM 58	1,047	0.962122	24,684		24,684	6,086	30,770
POLICE BOARD 55	179	0.164489	4,220		4,220	1,040	5,260
COPA 60	308	0.283031	7,261		7,261	1,790	9,052
POLICE DEPT 57	5,610	5.155208	132,260		132,260	32,610	164,870
FIRE DEPT 59	1,698	1.560346	40,032		40,032	9,870	49,902
ADMIN HEARINGS 30	747	0.686442	17,611		17,611	4,342	21,953
BRD OF ELECT COMM 39	1,749	1.607212	41,234		41,234	10,167	51,401
HEALTH 41	7,535	6.924151	177,643		177,643	43,800	221,443
HUMAN RELATIONS 45	140	0.128650	3,301		3,301	814	4,114
PEOPLE WITH DISAB 48	287	0.263733	6,766		6,766	1,668	8,434
ANIMAL CARE CNTRL 73	358	0.328978	8,440		8,440	2,081	10,521
LIQ LICENSE APPEAL COM 77	85	0.078109	2,004		2,004	494	2,498
BOARD OF ETHICS 78	92	0.084542	2,169		2,169	535	2,704
MIDWAY OPERTNS FD 610	2,472	2.271599	58,279		58,279	14,370	72,649
O'HARE OPERTNS FD 740	14,635	13.448567	345,031		345,031	85,072	430,103
WATER FUND 200	3,696	3.396372	87,136		87,136	21,484	108,620
SEWER FUND 314	6,536	6.006138	154,091		154,091	37,993	192,084
CHI PUBLIC LIBRARY 91/346	950	0.872985	22,397		22,397	5,522	27,919
VEHICLE TAX FUND 300	9,058	8.323685	213,549		213,549	52,653	266,202
MUNI HOTEL OPER 355 DCASE	1,501	1.379317	35,387		35,387	8,725	44,112
FAMILY SUPTSVC 50	18,927	17.392623	446,218		446,218	110,022	556,240
BUSINESS CONS 70	2,187	2.009704	51,560		51,560	12,713	64,273
HOUSING 21	1,746	1.604455	41,163		41,163	10,149	51,313
PLANNING & DEV 54	1,527	1.403209	36,000		36,000	8,876	44,876
Schedule .4 Total for FISCAL ADMIN	108,822	100.000000	2,565,560		2,565,560	597,275	3,162,834

Allocation Basis: TOTAL # OF PV (PAYMENT VOUCH) AND CV (CONTRACT VOUCH) TRANS BY UNIT
Allocation Source: 2020 AP TRANSACTIONS BY TRANS CODE REPORT

CITY OF CHICAGO, ILLINOIS
Full Cost Allocation Plan
Schedule .4 - Detail Activity Allocations
For Department CITY COMPTROLLER

Activity - PERSONNEL

Receiving Department	Allocation Units	Allocation Pct	Gross Allocation	Direct Billed	Allocation Step 1	Allocation Step 2	Total
CITY COMPTROLLER	29	5.330882	81,264		81,264		81,264
COMPTR-ACCT FIN RPTG	97	17.830882	271,813		271,813	66,840	338,653
COMPTR-FIN STRATG OPS	88	16.176471	246,593		246,593	60,638	307,232
COMPTR-REVENUE SVCS	330	60.661765	924,725		924,725	227,394	1,152,119
Schedule .4 Total for PERSONNEL	544	100.000000	1,524,395		1,524,395	354,873	1,879,268

Allocation Basis: NUMBER OF BUDGETED POSITIONS PER BUREAU (ALL FUNDS)
Allocation Source: 2020 ANNUAL APPROPRIATION ORDINANCE

MAXCAP 2022 MAXIMUS Consulting Services, Inc.

CITY OF CHICAGO, ILLINOIS
Full Cost Allocation Plan
Schedule .5 - Allocation Summary
For Department CITY COMPTROLLER

Receiving Department	Total	COMPTROLLER	INTERNAL AUDIT	FIN-SYS SUPPRT	FISCAL ADMIN
MAYOR 01	10,348	0	0	4,054	6,295
INSPECTOR GENERAL 03	2,054	0	0	805	1,250
BUDGET & MANAGEMNT 05	6,240	0	0	2,444	3,796
CITY CLERK 25	11,588	0	0	4,539	7,049
CITY COUNCIL/COMM 15	174,253	0	0	68,257	105,997
FINANCE-CITYWIDE 27	30,851	0	0	12,085	18,766
CITY COMPTROLLER	182,703	69,573	31,866	0	0
COMPTR-ACCT FIN RPTG	761,384	289,931	132,800	0	0
COMPTR-FIN STRATG OPS	690,740	263,030	120,478	0	0
COMPTR-REVENUE SVCS	2,590,275	986,363	451,793	0	0
TREASURER 28	8,551	0	0	3,350	5,202
LAW CITY-WIDE 31	50,874	0	0	19,928	30,946
HUMAN RESOURCES 33	10,919	0	0	4,277	6,642
PROCUREMENT SVCS 35	10,725	0	0	4,201	6,524
ASSETS & INFO SVCS 38	394,574	0	0	154,557	240,017
PUBLIC SAFETY ADMIN 51	193	0	0	76	117
BUILDINGS 67	21,258	0	0	8,327	12,931
STREETS & SANITATION 81	103,149	0	0	40,404	62,745
CS SUPPORT TO AVIATION	4,058	0	0	1,589	2,469
CS SUPPORT TO TRANSP	346,503	0	0	135,728	210,775
EMERG MNGMT & COMM 58	50,584	0	0	19,814	30,770
POLICE BOARD 55	8,648	0	0	3,387	5,260
COPA 60	14,880	0	0	5,829	9,052
POLICE DEPT 57	271,038	0	0	106,167	164,870
FIRE DEPT 59	82,036	0	0	32,134	49,902
ADMIN HEARINGS 30	36,090	0	0	14,137	21,953
BRD OF ELECT COMM 39	84,500	0	0	33,099	51,401
HEALTH 41	364,041	0	0	142,597	221,443
HUMAN RELATIONS 45	6,764	0	0	2,649	4,114
PEOPLE WITH DISAB 48	13,866	0	0	5,431	8,434
ANIMAL CARE CNTRL 73	17,296	0	0	6,775	10,521
LIQ LICENSE APPEAL COM 77	4,106	0	0	1,608	2,498
BOARD OF ETHICS 78	4,445	0	0	1,741	2,704
MIDWAY OPERTNS FD 610	119,430	0	0	46,782	72,649
O'HARE OPERTNS FD 740	707,065	0	0	276,962	430,103
WATER FUND 200	178,566	0	0	69,945	108,620
SEWER FUND 314	315,775	0	0	123,691	192,084
CHI PUBLIC LIBRARY 91/346	45,897	0	0	17,978	27,919
VEHICLE TAX FUND 300	437,622	0	0	171,419	266,202
MUNI HOTEL OPER 355 DCASE	72,518	0	0	28,406	44,112
FAMILY SUPTSVC 50	914,429	0	0	358,189	556,240
BUSINESS CONS 70	105,661	0	0	41,388	64,273
HOUSING 21	84,355	0	0	33,043	51,313
PLANNING & DEV 54	73,774	0	0	28,898	44,876
Direct Bill	0	0	0	0	0
Total	9,424,626	1,608,897	736,937	2,036,690	3,162,834

CITY OF CHICAGO, ILLINOIS
Full Cost Allocation Plan
Schedule .5 - Allocation Summary
For Department CITY COMPTROLLER

Receiving Department	PERSONNEL
MAYOR 01	0
INSPECTOR GENERAL 03	0
BUDGET & MANAGEMNT 05	0
CITY CLERK 25	0
CITY COUNCIL/COMM 15	0
FINANCE-CITYWIDE 27	0
CITY COMPTROLLER	81,264
COMPTR-ACCT FIN RPTG	338,653
COMPTR-FIN STRATG OPS	307,232
COMPTR-REVENUE SVCS	1,152,119
TREASURER 28	0
LAW CITY-WIDE 31	0
HUMAN RESOURCES 33	0
PROCUREMENT SVCS 35	0
ASSETS & INFO SVCS 38	0
PUBLIC SAFETY ADMIN 51	0
BUILDINGS 67	0
STREETS & SANITATION 81	0
CS SUPPORT TO AVIATION	0
CS SUPPORT TO TRANSP	0
EMERG MNGMT & COMM 58	0
POLICE BOARD 55	0
COPA 60	0
POLICE DEPT 57	0
FIRE DEPT 59	0
ADMIN HEARINGS 30	0
BRD OF ELECT COMM 39	0
HEALTH 41	0
HUMAN RELATIONS 45	0
PEOPLE WITH DISAB 48	0
ANIMAL CARE CNTRL 73	0
LIQ LICENSE APPEAL COM 77	0
BOARD OF ETHICS 78	0
MIDWAY OPERTNS FD 610	0
O'HARE OPERTNS FD 740	0
WATER FUND 200	0
SEWER FUND 314	0
CHI PUBLIC LIBRARY 91/346	0
VEHICLE TAX FUND 300	0
MUNI HOTEL OPER 355 DCASE	0
FAMILY SUPTSVC 50	0
BUSINESS CONS 70	0
HOUSING 21	0
PLANNING & DEV 54	0
Direct Bill	0
Total	1,879,268

The Bureau of Accounting & Financial Reporting (GPAD - Grant and Project Accounting Division) is responsible for providing general accounting and cost control services for the City, including all programs financed with federal, state, local and private foundation funds. Costs have been functionalized and allocated as follows:

- **General Accounting.** Costs related to the general accounting function have been allocated based on the number of JV (journal voucher) accounting transactions processed per department during 2020, excluding the Enterprise and grant funds.
- **Cost Control.** Costs associated with the cost control function have been allocated based on the number of IV (interfund voucher) accounting transactions processed per department during 2020, excluding the Enterprise and grant funds.
- **Grant and Project Accounting Administrative.** Costs pertaining to the administration of all grant accounting and reporting have been allocated based on budgeted grant expenditures per department, excluding Aviation grant funds.
- **Public Safety and Planning.** Costs pertaining to this function have been allocated based on budgeted grant expenditures per public-safety related departments.
- **Systems Audit.** Costs pertaining to the system audit function have been allocated based on budgeted grant expenditures per department, excluding Aviation grant funds.
- **DFSS – All Grants.** This unit of personnel handles specific activities involving all grants for DFSS, excluding the Head Start or Child Care Grants. Costs have been allocated to the DFSS cost pool.
- **Transportation.** This unit handles grants for the Chicago Department of Transportation. Costs have been allocated to the Department of Transportation.
- **Health.** This unit handles grants for the Department of Public Health. Costs have been allocated to Health.
- **Community Development Accounting.** This unit handles grants for City departments providing housing and economic development services. Costs have been allocated based upon salaries per benefiting department.
- **Voucher/Audit.** Related costs have been allocated based on the number of delegate agency awards per department.
- **Other Funds.** Indirect costs associated with the general accounting and cost control services for the Enterprise Funds have been allocated directly to the applicable Enterprise Funds. The directly charged amounts have been deducted.

CITY OF CHICAGO, ILLINOIS
Full Cost Allocation Plan
Schedule .2 - Costs To Be Allocated
For Department COMPTR-ACCT FIN RPTG

	1st Allocation	2nd Allocation	Sub-Total	Total
Expenditures Per Financial Statement:	4,860,378			4,860,378
Cost Adjustments:				
WATER FUND SAL	205,500			
MIDWAY FUND SAL	167,341			
OHARE FUND SAL	2,001,052			
CDBG YR XLVI-J46 SAL	289,840			
TIF FUND (0B21) - SAL	555,468			
Total Departmental Cost Adjustments:	3,219,201			3,219,201
Inbound Costs:				
EMPLOYEE BENEFITS	779,590	20	779,610	
RETIREMENT	1,236,289		1,236,289	
FINANCE GENERAL 99	208,822	184	209,006	
MAYOR 01	1,888,543	260,721	2,149,264	
INSPECTOR GENERAL 03	20,960	1,555	22,515	
BUDGET & MANAGEMNT 05	14,230	8,863	23,093	
FINANCE-CITYWIDE 27	1,146,848	1,285,912	2,432,759	
CITY COMPTROLLER	611,111	150,273	761,384	
COMPTR-FIN STRATG OPS		12,125	12,125	
HUMAN RESOURCES 33		19,937	19,937	
AIS-ASSET MANAGEMENT		1,969	1,969	
EMERG MNGMT & COMM 58		5,141	5,141	
Total Allocated Additions:	5,906,393	1,746,699	7,653,092	7,653,092
Total To Be Allocated:	13,985,972	1,746,699		15,732,671

CITY OF CHICAGO, ILLINOIS
Full Cost Allocation Plan
Schedule .3 - Costs Allocated By Activity
For Department COMPTR-ACCT FIN RPTG

	Total	G&A	GENERAL ACCT	COST CONTROL	GPAD ADMIN
Wages & Benefits					
Salaries & Wages	4,276,523	296,445	1,075,397	175,788	244,404
Fringe Benefits	0	0	0	0	0
Other Expense & Cost					
OVERTIME	5,579	0	5,185	0	0
PROF AND TECHNICAL SERVICES	(391)	(391)	0	0	0
ACCOUNTING AND AUDITING	492,054	492,054	0	0	0
PURCH, LICENSE, MAINT SOFTWARE	75,657	75,657	0	0	0
DUES, SUBSCRIPT, MEMBERSHIPS	550	550	0	0	0
TECHNICAL MEETINGS COSTS	522	522	0	0	0
TELEPHONE - CENTREX	(2,615)	(2,615)	0	0	0
STATIONERY & OFFICE SUPPLIES	1,016	0	294	0	722
GASB 65 ADJUSTMENT SOUNDPROOFI	11,483	11,483	0	0	0
Departmental Total					
Expenditures Per Financial Statement	4,860,378				
Deductions					
*Total Disallowed Costs	0	0	0	0	0
Cost Adjustments					
WATER FUND SAL	205,500	0	0	0	0
MIDWAY FUND SAL	167,341	0	0	0	0
OHARE FUND SAL	2,001,052	0	0	0	0
CDBG YR XLVI-J46 SAL	289,840	0	0	0	0
TIF FUND (0B21) - SAL	555,468	0	0	0	0
Functional Cost	8,079,579	873,705	1,080,876	175,788	245,126
Allocation Step 1					
Inbound - EMPLOYEE BENEFITS	779,590	54,026	195,911	32,041	44,593
Inbound - RETIREMENT	1,236,289	85,675	310,680	50,812	70,716
Inbound - FINANCE GENERAL 99	208,822	14,471	52,477	8,583	11,945
Inbound - MAYOR 01: EXEC/ADMIN	13,394	928	3,366	551	766
Inbound - MAYOR 01: INTERGOV AFF	1,875,149	0	0	0	1,875,149
Inbound - BUDGET & MANAGEMNT 05	14,230	986	3,576	585	814
Inbound - All Others	1,778,918	0	265,727	43,437	60,391
Reallocate Admin Costs		(1,029,791)	153,851	25,127	34,910
Unallocated Costs	0	0	0	0	0
1st Allocation	13,985,972	0	2,066,463	336,922	2,344,409
Allocation Step 2					
Inbound - EMPLOYEE BENEFITS	20	1	5	1	1
Inbound - FINANCE GENERAL 99	184	13	46	8	11
Inbound - MAYOR 01: EXEC/ADMIN	8,899	617	2,238	366	509
Inbound - MAYOR 01: INTERGOV AFF	251,822	0	0	0	251,822
Inbound - BUDGET & MANAGEMNT 05	8,863	613	2,234	364	506
Inbound - All Others	1,476,911	0	220,614	36,062	50,138
Reallocate Admin Costs		(1,244)	186	30	42

CITY OF CHICAGO, ILLINOIS
Full Cost Allocation Plan
Schedule .3 - Costs Allocated By Activity
For Department COMPTR-ACCT FIN RPTG

	Total	G&A	GENERAL ACCT	COST CONTROL	GPAD ADMIN
Unallocated Costs	0	0	0	0	0
2nd Allocation	1,746,699	0	225,323	36,830	303,029
Total For COMPTR-ACCT FIN RPTG					
Schedule .3 Total	15,732,671	0	2,291,786	373,752	2,647,438

CITY OF CHICAGO, ILLINOIS
Full Cost Allocation Plan
Schedule .3 - Costs Allocated By Activity
For Department COMPTR-ACCT FIN RPTG

	PUB SAFETY & PLNG	SYSTEMS AUDIT	DFSS ALL GRANTS	TRANSPORTATION	HEALTH
Wages & Benefits					
Salaries & Wages	404,366	334,266	336,413	424,212	411,474
Fringe Benefits	0	0	0	0	0
Other Expense & Cost					
OVERTIME	0	0	0	394	0
PROF AND TECHNICAL SERVICES	0	0	0	0	0
ACCOUNTING AND AUDITING	0	0	0	0	0
PURCH, LICENSE, MAINT SOFTWARE	0	0	0	0	0
DUES, SUBSCRIPT, MEMBERSHIPS	0	0	0	0	0
TECHNICAL MEETINGS COSTS	0	0	0	0	0
TELEPHONE - CENTREX	0	0	0	0	0
STATIONERY & OFFICE SUPPLIES	0	0	0	0	0
GASB 65 ADJUSTMENT SOUNDPROOFI	0	0	0	0	0
Departmental Total Expenditures Per Financial Statement					
Deductions					
*Total Disallowed Costs	0	0	0	0	0
Cost Adjustments					
WATER FUND SAL	0	0	0	0	0
MIDWAY FUND SAL	0	0	0	0	0
OHARE FUND SAL	0	0	0	0	0
CDBG YR XLVI-J46 SAL	0	0	0	0	0
TIF FUND (0B21) - SAL	0	0	0	0	0
Functional Cost	404,366	334,266	336,413	424,606	411,474
Allocation Step 1					
Inbound - EMPLOYEE BENEFITS	73,749	60,964	61,354	77,335	74,997
Inbound - RETIREMENT	116,953	96,678	97,296	122,640	118,931
Inbound - FINANCE GENERAL 99	19,755	16,330	16,434	20,715	20,089
Inbound - MAYOR 01: EXEC/ADMIN	1,267	1,047	1,054	1,329	1,289
Inbound - MAYOR 01: INTERGOV AFF	0	0	0	0	0
Inbound - BUDGET & MANAGEMNT 05	1,346	1,113	1,120	1,412	1,369
Inbound - All Others	99,918	82,596	83,127	104,821	101,674
Reallocate Admin Costs	57,874	47,782	48,091	60,655	58,904
Unallocated Costs	0	0	0	0	0
1st Allocation	775,228	640,776	644,889	813,513	788,726
Allocation Step 2					
Inbound - EMPLOYEE BENEFITS	2	2	2	2	2
Inbound - FINANCE GENERAL 99	17	14	14	18	18
Inbound - MAYOR 01: EXEC/ADMIN	842	696	700	883	856
Inbound - MAYOR 01: INTERGOV AFF	0	0	0	0	0
Inbound - BUDGET & MANAGEMNT 05	838	693	697	879	852
Inbound - All Others	82,954	68,573	69,014	87,025	84,412
Reallocate Admin Costs	70	58	58	73	71

CITY OF CHICAGO, ILLINOIS
Full Cost Allocation Plan
Schedule .3 - Costs Allocated By Activity
For Department COMPTR-ACCT FIN RPTG

	PUB SAFETY & PLNG	SYSTEMS AUDIT	DFSS ALL GRANTS	TRANSPORTATION	HEALTH
Unallocated Costs	0	0	0	0	0
2nd Allocation	84,723	70,035	70,485	88,880	86,211
Total For COMPTR-ACCT FIN RPTG					
Schedule .3 Total	859,951	710,812	715,374	902,393	874,937

CITY OF CHICAGO, ILLINOIS
Full Cost Allocation Plan
Schedule .3 - Costs Allocated By Activity
For Department COMPTR-ACCT FIN RPTG

	COMM DEV ACCTNG	VOUCHER/AUDIT	OTHER FUNDS
Wages & Benefits			
Salaries & Wages	217,704	356,054	0
Fringe Benefits	0	0	0
Other Expense & Cost			
OVERTIME	0	0	0
PROF AND TECHNICAL SERVICES	0	0	0
ACCOUNTING AND AUDITING	0	0	0
PURCH, LICENSE, MAINT SOFTWARE	0	0	0
DUES, SUBSCRIPT, MEMBERSHIPS	0	0	0
TECHNICAL MEETINGS COSTS	0	0	0
TELEPHONE - CENTREX	0	0	0
STATIONERY & OFFICE SUPPLIES	0	0	0
GASB 65 ADJUSTMENT SOUNDPROOFI	0	0	0
Departmental Total			
Expenditures Per Financial Statement			
Deductions			
*Total Disallowed Costs	0	0	0
Cost Adjustments			
WATER FUND SAL	0	0	205,500
MIDWAY FUND SAL	0	0	167,341
OHARE FUND SAL	0	0	2,001,052
CDBG YR XLVI-J46 SAL	0	0	289,840
TIF FUND (0B21) - SAL	0	0	555,468
Functional Cost	217,704	356,054	3,219,201
Allocation Step 1			
Inbound - EMPLOYEE BENEFITS	39,681	64,940	0
Inbound - RETIREMENT	62,927	102,983	0
Inbound - FINANCE GENERAL 99	10,629	17,395	0
Inbound - MAYOR 01: EXEC/ADMIN	682	1,116	0
Inbound - MAYOR 01: INTERGOV AFF	0	0	0
Inbound - BUDGET & MANAGEMNT 05	724	1,185	0
Inbound - All Others	53,794	87,980	795,454
Reallocate Admin Costs	31,100	50,975	460,523
Unallocated Costs	0	0	0
1st Allocation	417,241	682,627	4,475,178
Allocation Step 2			
Inbound - EMPLOYEE BENEFITS	1	2	0
Inbound - FINANCE GENERAL 99	9	15	0
Inbound - MAYOR 01: EXEC/ADMIN	453	741	0
Inbound - MAYOR 01: INTERGOV AFF	0	0	0
Inbound - BUDGET & MANAGEMNT 05	450	738	0
Inbound - All Others	44,661	73,043	660,414
Reallocate Admin Costs	38	62	556

CITY OF CHICAGO, ILLINOIS
Full Cost Allocation Plan
Schedule .3 - Costs Allocated By Activity
For Department COMPTR-ACCT FIN RPTG

	COMM DEV ACCTNG	VOUCHER/AUDIT	OTHER FUNDS
Unallocated Costs	0	0	0
2nd Allocation	45,612	74,600	660,971
Total For COMPTR-ACCT FIN RPTG			
Schedule .3 Total	462,853	757,227	5,136,149

CITY OF CHICAGO, ILLINOIS
Full Cost Allocation Plan
Schedule .4 - Detail Activity Allocations
For Department COMPTR-ACCT FIN RPTG

Activity - GENERAL ACCT

Receiving Department	Allocation Units	Allocation Pct	Gross Allocation	Direct Billed	Allocation Step 1	Allocation Step 2	Total
MAYOR 01	25	0.016580	343		343		343
INSPECTOR GENERAL 03	9	0.005969	123		123		123
BUDGET & MANAGEMNT 05	27	0.017906	370		370		370
CITY CLERK 25	73	0.048413	1,000		1,000		1,000
CITY COUNCIL/COMM 15	415	0.275224	5,687		5,687		5,687
FINANCE-CITYWIDE 27	4,707	3.121643	64,508		64,508		64,508
COMPTR-REVENUE SVCS	12	0.007958	164		164	19	183
TREASURER 28	46	0.030507	630		630	71	702
LAW CITY-WIDE 31	330	0.218853	4,523		4,523	511	5,033
HUMAN RESOURCES 33	29	0.019233	397		397	45	442
PROCUREMENT SVCS 35	35	0.023212	480		480	54	534
ASSETS & INFO SVCS 38	1,087	0.720889	14,897		14,897	1,683	16,580
PUBLIC SAFETY ADMIN 51	58	0.038465	795		795	90	885
BUILDINGS 67	404	0.267929	5,537		5,537	625	6,162
STREETS & SANITATION 81	485	0.321648	6,647		6,647	751	7,398
CS SUPPORT TO AVIATION	4	0.002653	55		55	6	61
CS SUPPORT TO TRANSP	2,729	1.809850	37,400		37,400	4,225	41,625
EMERG MNGMT & COMM 58	186	0.123354	2,549		2,549	288	2,837
POLICE BOARD 55	3	0.001990	41		41	5	46
COPA 60	34	0.022549	466		466	53	518
POLICE DEPT 57	115,804	76.800231	1,587,049		1,587,049	179,301	1,766,351
FIRE DEPT 59	20,669	13.707506	283,261		283,261	32,002	315,262
ADMIN HEARINGS 30	105	0.069635	1,439		1,439	162	1,601
BRD OF ELECT COMM 39	66	0.043771	904		904	102	1,007
HEALTH 41	928	0.615442	12,718		12,718	1,437	14,155
HUMAN RELATIONS 45	7	0.004642	96		96	11	107
PEOPLE WITH DISAB 48	21	0.013927	288		288	32	320
ANIMAL CARE CNTRL 73	67	0.044434	918		918	104	1,022
LIQ LICENSE APPEAL COM 77	14	0.009285	192		192	22	213
BOARD OF ETHICS 78	19	0.012601	260		260	29	290
WATER FUND 200	1	0.000663	14		14	2	15
CHI PUBLIC LIBRARY 91/346	68	0.045097	932		932	105	1,037
MUNI HOTEL OPER 355 DCASE	110	0.072951	1,507		1,507	170	1,678
FAMILY SUPTSVC 50	362	0.240075	4,961		4,961	560	5,521
BUSINESS CONS 70	691	0.458265	9,470		9,470	1,070	10,540
HOUSING 21	34	0.022549	466		466	53	518
PLANNING & DEV 54	1,122	0.744101	15,377		15,377	1,737	17,114
Schedule .4 Total for GENERAL ACCT	150,786	100.000000	2,066,463		2,066,463	225,323	2,291,786

Allocation Basis: JV (JOURNAL VOUCHER) ACCTNG TRANS BY DEPT EXCL ENTERPR & GRANT FDS
Allocation Source: 2020 JV JOURNAL ENTRIES REPORT

CITY OF CHICAGO, ILLINOIS
Full Cost Allocation Plan
Schedule .4 - Detail Activity Allocations
For Department COMPTR-ACCT FIN RPTG

Activity - COST CONTROL

Receiving Department	Allocation Units	Allocation Pct	Gross Allocation	Direct Billed	Allocation Step 1	Allocation Step 2	Total
INSPECTOR GENERAL 03	2	0.399202	1,345		1,345		1,345
CITY COUNCIL/COMM 15	37	7.385230	24,882		24,882		24,882
CS SUPPORT TO TRANSP	412	82.235527	277,070		277,070	32,845	309,915
POLICE BOARD 55	2	0.399202	1,345		1,345	159	1,504
HEALTH 41	2	0.399202	1,345		1,345	159	1,504
LIQ LICENSE APPEAL COM 77	1	0.199601	672		672	80	752
FAMILY SUPTSVC 50	45	8.982036	30,262		30,262	3,587	33,850
Schedule .4 Total for COST CONTROL	501	100.000000	336,922		336,922	36,830	373,752

Allocation Basis: IV (INTERFUND VOUCH) TRANS BY DEPT EXCL ENTERPR & GRANT FDS
Allocation Source: 2020 AP TRANSACTIONS BY TRANS CODE REPORT

CITY OF CHICAGO, ILLINOIS
Full Cost Allocation Plan
Schedule .4 - Detail Activity Allocations
For Department COMPTR-ACCT FIN RPTG

Activity - GPAD ADMIN

Receiving Department	Allocation Units	Allocation Pct	Gross Allocation	Direct Billed	Allocation Step 1	Allocation Step 2	Total
MAYOR 01	904,000	0.061188	1,435		1,435		1,435
BUDGET & MANAGEMNT 05	4,065,746	0.275192	6,452		6,452		6,452
FINANCE-CITYWIDE 27	1,378,325	0.093293	2,187		2,187		2,187
LAW CITY-WIDE 31	2,968,492	0.200924	4,710		4,710	611	5,322
ASSETS & INFO SVCS 38	45,572,665	3.084609	72,316		72,316	9,388	81,703
PUBLIC SAFETY ADMIN 51	2,885,000	0.195273	4,578		4,578	594	5,172
BUILDINGS 67	7,142,171	0.483422	11,333		11,333	1,471	12,804
CS SUPPORT TO TRANSP	285,193,000	19.303435	452,552		452,552	58,747	511,299
EMERG MNGMT & COMM 58	68,396,000	4.629418	108,533		108,533	14,089	122,621
POLICE DEPT 57	81,301,000	5.502900	129,011		129,011	16,747	145,758
FIRE DEPT 59	36,505,000	2.470860	57,927		57,927	7,520	65,447
HEALTH 41	166,693,659	11.282746	264,514		264,514	34,337	298,851
HUMAN RELATIONS 45	1,864,707	0.126214	2,959		2,959	384	3,343
PEOPLE WITH DISAB 48	5,716,815	0.386946	9,072		9,072	1,178	10,249
WATER FUND 200	16,642,000	1.126422	26,408		26,408	3,428	29,836
CHI PUBLIC LIBRARY 91/346	12,800,000	0.866375	20,311		20,311	2,637	22,948
MUNI HOTEL OPER 355 DCASE	3,491,000	0.236290	5,540		5,540	719	6,259
FAMILY SUPTSVC 50	583,134,296	39.469743	925,332		925,332	120,122	1,045,454
BUSINESS CONS 70	7,523,000	0.509198	11,938		11,938	1,550	13,487
HOUSING 21	137,649,441	9.316873	218,426		218,426	28,355	246,780
PLANNING & DEV 54	5,594,683	0.378679	8,878		8,878	1,152	10,030
Schedule .4 Total for GPAD ADMIN	1,477,421,000	100.000000	2,344,409		2,344,409	303,029	2,647,438

Allocation Basis: GRANT BUDGET ALLOCATIONS BY DEPARTMENT/FUND/GRANT - EXCL AVIATION
Allocation Source: 2020 ANNUAL APPROPRIATION ORDINANCE/NON-LOCAL FUNDS

MAXCAP 2022 MAXIMUS Consulting Services, Inc.

CITY OF CHICAGO, ILLINOIS
Full Cost Allocation Plan
Schedule .4 - Detail Activity Allocations
For Department COMPTR-ACCT FIN RPTG

Activity - PUB SAFETY & PLNG

Receiving Department	Allocation Units	Allocation Pct	Gross Allocation	Direct Billed	Allocation Step 1	Allocation Step 2	Total
PUBLIC SAFETY ADMIN 51	2,885,000	0.868110	6,730		6,730	735	7,465
EMERG MNGMT & COMM 58	68,396,000	20.580678	159,547		159,547	17,437	176,984
POLICE DEPT 57	81,301,000	24.463854	189,651		189,651	20,726	210,377
FIRE DEPT 59	36,505,000	10.984526	85,155		85,155	9,306	94,462
HOUSING 21	137,649,441	41.419366	321,094		321,094	35,092	356,186
PLANNING & DEV 54	5,594,683	1.683466	13,051		13,051	1,426	14,477
Schedule .4 Total for PUB SAFETY & PLNG	332,331,124	100.000000	775,228		775,228	84,723	859,951

Allocation Basis: GRANT BUDGET ALLOCATIONS TO PUBLIC SAFETY RELATED DEPTS
Allocation Source: 2020 ANNUAL APPROPRIATION ORDINANCE/NON-LOCAL FUNDS

MAXCAP 2022 MAXIMUS Consulting Services, Inc.

CITY OF CHICAGO, ILLINOIS
Full Cost Allocation Plan
Schedule .4 - Detail Activity Allocations
For Department COMPTR-ACCT FIN RPTG

Activity - SYSTEMS AUDIT

Receiving Department	Allocation Units	Allocation Pct	Gross Allocation	Direct Billed	Allocation Step 1	Allocation Step 2	Total
MAYOR 01	904,000	0.061188	392		392		392
BUDGET & MANAGEMNT 05	4,065,746	0.275192	1,763		1,763		1,763
FINANCE-CITYWIDE 27	1,378,325	0.093293	598		598		598
LAW CITY-WIDE 31	2,968,492	0.200924	1,287		1,287	141	1,429
ASSETS & INFO SVCS 38	45,572,665	3.084609	19,765		19,765	2,170	21,935
PUBLIC SAFETY ADMIN 51	2,885,000	0.195273	1,251		1,251	137	1,388
BUILDINGS 67	7,142,171	0.483422	3,098		3,098	340	3,438
CS SUPPORT TO TRANSP	285,193,000	19.303435	123,692		123,692	13,578	137,269
EMERG MNGMT & COMM 58	68,396,000	4.629418	29,664		29,664	3,256	32,920
POLICE DEPT 57	81,301,000	5.502900	35,261		35,261	3,871	39,132
FIRE DEPT 59	36,505,000	2.470860	15,833		15,833	1,738	17,571
HEALTH 41	166,693,659	11.282746	72,297		72,297	7,936	80,233
HUMAN RELATIONS 45	1,864,707	0.126214	809		809	89	897
PEOPLE WITH DISAB 48	5,716,815	0.386946	2,479		2,479	272	2,751
WATER FUND 200	16,642,000	1.126422	7,218		7,218	792	8,010
CHI PUBLIC LIBRARY 91/346	12,800,000	0.866375	5,552		5,552	609	6,161
MUNI HOTEL OPER 355 DCASE	3,491,000	0.236290	1,514		1,514	166	1,680
FAMILY SUPTSVC 50	583,134,296	39.469743	252,913		252,913	27,764	280,677
BUSINESS CONS 70	7,523,000	0.509198	3,263		3,263	358	3,621
HOUSING 21	137,649,441	9.316873	59,700		59,700	6,553	66,254
PLANNING & DEV 54	5,594,683	0.378679	2,426		2,426	266	2,693
Schedule .4 Total for SYSTEMS AUDIT	1,477,421,000	100.000000	640,776		640,776	70,035	710,812

Allocation Basis: GRANT BUDGET ALLOCATIONS BY DEPARTMENT/FUND/GRANT - EXCL AVIATION
Allocation Source: 2020 ANNUAL APPROPRIATION ORDINANCE/NON-LOCAL FUNDS

MAXCAP 2022 MAXIMUS Consulting Services, Inc.

CITY OF CHICAGO, ILLINOIS
Full Cost Allocation Plan
Schedule .4 - Detail Activity Allocations
For Department COMPTR-ACCT FIN RPTG

Activity - DFSS ALL GRANTS

Receiving Department	Allocation Units	Allocation Pct	Gross Allocation	Direct Billed	Allocation Step 1	Allocation Step 2	Total
FAMILY SUPTSVC 50	100	100.000000	644,889		644,889	70,485	715,374
Schedule .4 Total for DFSS ALL GRANTS	100	100.000000	644,889		644,889	70,485	715,374

Allocation Basis: EXCLUSIVE ALLOCATION TO DFSS
Allocation Source: EXCLUSIVE ALLOCATION

CITY OF CHICAGO, ILLINOIS
Full Cost Allocation Plan
Schedule .4 - Detail Activity Allocations
For Department COMPTR-ACCT FIN RPTG

Activity - TRANSPORTATION

Receiving Department	Allocation Units	Allocation Pct	Gross Allocation	Direct Billed	Allocation Step 1	Allocation Step 2	Total
CS SUPPORT TO TRANSP	100	100.000000	813,513		813,513	88,880	902,393
Schedule .4 Total for TRANSPORTATION	100	100.000000	813,513		813,513	88,880	902,393

Allocation Basis: EXCLUSIVE ALLOCATION TO TRANSPORTATION
Allocation Source: EXCLUSIVE ALLOCATION

CITY OF CHICAGO, ILLINOIS
Full Cost Allocation Plan
Schedule .4 - Detail Activity Allocations
For Department COMPTR-ACCT FIN RPTG

Activity - HEALTH

Receiving Department	Allocation Units	Allocation Pct	Gross Allocation	Direct Billed	Allocation Step 1	Allocation Step 2	Total
HEALTH 41	100	100.000000	788,726		788,726	86,211	874,937
Schedule .4 Total for HEALTH	100	100.000000	788,726		788,726	86,211	874,937

Allocation Basis: EXCLUSIVE ALLOCATION TO DEPARTMENT OF HEALTH
Allocation Source: EXCLUSIVE ALLOCATION

CITY OF CHICAGO, ILLINOIS
Full Cost Allocation Plan
Schedule .4 - Detail Activity Allocations
For Department COMPTR-ACCT FIN RPTG

Activity - COMM DEV ACCTNG

Receiving Department	Allocation Units	Allocation Pct	Gross Allocation	Direct Billed	Allocation Step 1	Allocation Step 2	Total
PLANNING & DEV 54	100	100.000000	417,241		417,241	45,612	462,853
Schedule .4 Total for COMM DEV ACCTNG	100	100.000000	417,241		417,241	45,612	462,853

Allocation Basis: EXCLUSIVE ALLOCATION TO HOUSING & ECONOMIC DEVELOPMENT
Allocation Source: EXCLUSIVE ALLOCATION

CITY OF CHICAGO, ILLINOIS
Full Cost Allocation Plan
Schedule .4 - Detail Activity Allocations
For Department COMPTR-ACCT FIN RPTG

Activity - VOUCHER/AUDIT

Receiving Department	Allocation Units	Allocation Pct	Gross Allocation	Direct Billed	Allocation Step 1	Allocation Step 2	Total
BUDGET & MANAGEMNT 05	2	0.184672	1,261		1,261		1,261
FINANCE-CITYWIDE 27	2	0.184672	1,261		1,261		1,261
HEALTH 41	99	9.141274	62,401		62,401	6,845	69,245
HUMAN RELATIONS 45	1	0.092336	630		630	69	699
FAMILY SUPTSVC 50	892	82.363804	562,238		562,238	61,672	623,910
BUSINESS CONS 70	17	1.569714	10,715		10,715	1,175	11,890
HOUSING 21	64	5.909511	40,340		40,340	4,425	44,765
PLANNING & DEV 54	6	0.554017	3,782		3,782	415	4,197
Schedule .4 Total for VOUCHER/AUDIT	1,083	100.000000	682,627		682,627	74,600	757,227

Allocation Basis: NUMBER OF DELEGATE AGENCY AWARDS
Allocation Source: PURCHASING TRANSACTION REPORT FOR 2019

CITY OF CHICAGO, ILLINOIS
Full Cost Allocation Plan
Schedule .4 - Detail Activity Allocations
For Department COMPTR-ACCT FIN RPTG

Activity - OTHER FUNDS

Receiving Department	Allocation Units	Allocation Pct	Gross Allocation	Direct Billed	Allocation Step 1	Allocation Step 2	Total
MIDWAY OPERTNS FD 610	167,341	5.198215	232,629	(167,341)	65,288	34,359	99,647
O'HARE OPERTNS FD 740	2,001,052	62.159896	2,781,766	(2,001,052)	780,714	410,859	1,191,573
WATER FUND 200	205,500	6.383572	285,676	(205,500)	80,176	42,194	122,370
CDBG FUNDS	289,840	9.003476	402,922	(289,840)	113,082	59,510	172,592
TIF ADMIN FUND 0B21	555,468	17.254841	772,185	(555,468)	216,717	114,049	330,766
Schedule .4 Total for OTHER FUNDS	3,219,201	100.000000	4,475,178	(3,219,201)	1,255,977	660,971	1,916,948
Direct Billed				3,219,201	3,219,201		3,219,201
Schedule .3 Total for OTHER FUNDS	3,219,201	100.000000		0	4,475,178	660,971	5,136,149

Allocation Basis: ACTUAL EXPENDITURES PER FUND
Allocation Source: SUMMARY TRIAL BALANCE FOR 2020 (A613 REPORT)

MAXCAP 2022 MAXIMUS Consulting Services, Inc.

CITY OF CHICAGO, ILLINOIS
Full Cost Allocation Plan
Schedule .5 - Allocation Summary
For Department COMPTR-ACCT FIN RPTG

Receiving Department	Total	GENERAL ACCT	COST CONTROL	GPAD ADMIN	PUB SAFETY & PLNG
MAYOR 01	2,169	343	0	1,435	0
INSPECTOR GENERAL 03	1,468	123	1,345	0	0
BUDGET & MANAGEMNT 05	9,846	370	0	6,452	0
CITY CLERK 25	1,000	1,000	0	0	0
CITY COUNCIL/COMM 15	30,570	5,687	24,882	0	0
FINANCE-CITYWIDE 27	68,553	64,508	0	2,187	0
COMPTR-REVENUE SVCS	183	183	0	0	0
TREASURER 28	702	702	0	0	0
LAW CITY-WIDE 31	11,784	5,033	0	5,322	0
HUMAN RESOURCES 33	442	442	0	0	0
PROCUREMENT SVCS 35	534	534	0	0	0
ASSETS & INFO SVCS 38	120,218	16,580	0	81,703	0
PUBLIC SAFETY ADMIN 51	14,910	885	0	5,172	7,465
BUILDINGS 67	22,404	6,162	0	12,804	0
STREETS & SANITATION 81	7,398	7,398	0	0	0
CS SUPPORT TO AVIATION	61	61	0	0	0
CS SUPPORT TO TRANSP	1,902,501	41,625	309,915	511,299	0
EMERG MNGMT & COMM 58	335,362	2,837	0	122,621	176,984
POLICE BOARD 55	1,550	46	1,504	0	0
COPA 60	518	518	0	0	0
POLICE DEPT 57	2,161,617	1,766,351	0	145,758	210,377
FIRE DEPT 59	492,741	315,262	0	65,447	94,462
ADMIN HEARINGS 30	1,601	1,601	0	0	0
BRD OF ELECT COMM 39	1,007	1,007	0	0	0
HEALTH 41	1,338,925	14,155	1,504	298,851	0
HUMAN RELATIONS 45	5,046	107	0	3,343	0
PEOPLE WITH DISAB 48	13,321	320	0	10,249	0
ANIMAL CARE CNTRL 73	1,022	1,022	0	0	0
LIQ LICENSE APPEAL COM 77	966	213	752	0	0
BOARD OF ETHICS 78	290	290	0	0	0
MIDWAY OPERTNS FD 610	99,647	0	0	0	0
O'HARE OPERTNS FD 740	1,191,573	0	0	0	0
WATER FUND 200	160,231	15	0	29,836	0
CHI PUBLIC LIBRARY 91/346	30,146	1,037	0	22,948	0
CDBG FUNDS	172,592	0	0	0	0
MUNI HOTEL OPER 355 DCASE	9,616	1,678	0	6,259	0
TIF ADMIN FUND 0B21	330,766	0	0	0	0
FAMILY SUPTSVC 50	2,704,786	5,521	33,850	1,045,454	0
BUSINESS CONS 70	39,538	10,540	0	13,487	0
HOUSING 21	714,503	518	0	246,780	356,186
PLANNING & DEV 54	511,363	17,114	0	10,030	14,477
Direct Bill	3,219,201	0	0	0	0
Total	15,732,671	2,291,786	373,752	2,647,438	859,951

CITY OF CHICAGO, ILLINOIS
Full Cost Allocation Plan
Schedule .5 - Allocation Summary
For Department COMPTR-ACCT FIN RPTG

Receiving Department	SYSTEMS AUDIT	DFSS ALL GRANTS	TRANSPORTATION	HEALTH	COMM DEV ACCTNG
MAYOR 01	392	0	0	0	0
INSPECTOR GENERAL 03	0	0	0	0	0
BUDGET & MANAGEMNT 05	1,763	0	0	0	0
CITY CLERK 25	0	0	0	0	0
CITY COUNCIL/COMM 15	0	0	0	0	0
FINANCE-CITYWIDE 27	598	0	0	0	0
COMPTR-REVENUE SVCS	0	0	0	0	0
TREASURER 28	0	0	0	0	0
LAW CITY-WIDE 31	1,429	0	0	0	0
HUMAN RESOURCES 33	0	0	0	0	0
PROCUREMENT SVCS 35	0	0	0	0	0
ASSETS & INFO SVCS 38	21,935	0	0	0	0
PUBLIC SAFETY ADMIN 51	1,388	0	0	0	0
BUILDINGS 67	3,438	0	0	0	0
STREETS & SANITATION 81	0	0	0	0	0
CS SUPPORT TO AVIATION	0	0	0	0	0
CS SUPPORT TO TRANSP	137,269	0	902,393	0	0
EMERG MNGMT & COMM 58	32,920	0	0	0	0
POLICE BOARD 55	0	0	0	0	0
COPA 60	0	0	0	0	0
POLICE DEPT 57	39,132	0	0	0	0
FIRE DEPT 59	17,571	0	0	0	0
ADMIN HEARINGS 30	0	0	0	0	0
BRD OF ELECT COMM 39	0	0	0	0	0
HEALTH 41	80,233	0	0	874,937	0
HUMAN RELATIONS 45	897	0	0	0	0
PEOPLE WITH DISAB 48	2,751	0	0	0	0
ANIMAL CARE CNTRL 73	0	0	0	0	0
LIQ LICENSE APPEAL COM 77	0	0	0	0	0
BOARD OF ETHICS 78	0	0	0	0	0
MIDWAY OPERTNS FD 610	0	0	0	0	0
O'HARE OPERTNS FD 740	0	0	0	0	0
WATER FUND 200	8,010	0	0	0	0
CHI PUBLIC LIBRARY 91/346	6,161	0	0	0	0
CDBG FUNDS	0	0	0	0	0
MUNI HOTEL OPER 355 DCASE	1,680	0	0	0	0
TIF ADMIN FUND 0B21	0	0	0	0	0
FAMILY SUPTSVC 50	280,677	715,374	0	0	0
BUSINESS CONS 70	3,621	0	0	0	0
HOUSING 21	66,254	0	0	0	0
PLANNING & DEV 54	2,693	0	0	0	462,853
Direct Bill	0	0	0	0	0
Total	710,812	715,374	902,393	874,937	462,853

CITY OF CHICAGO, ILLINOIS
Full Cost Allocation Plan
Schedule .5 - Allocation Summary
For Department COMPTR-ACCT FIN RPTG

Receiving Department	VOUCHER/AUDIT	OTHER FUNDS
MAYOR 01	0	0
INSPECTOR GENERAL 03	0	0
BUDGET & MANAGEMNT 05	1,261	0
CITY CLERK 25	0	0
CITY COUNCIL/COMM 15	0	0
FINANCE-CITYWIDE 27	1,261	0
COMPTR-REVENUE SVCS	0	0
TREASURER 28	0	0
LAW CITY-WIDE 31	0	0
HUMAN RESOURCES 33	0	0
PROCUREMENT SVCS 35	0	0
ASSETS & INFO SVCS 38	0	0
PUBLIC SAFETY ADMIN 51	0	0
BUILDINGS 67	0	0
STREETS & SANITATION 81	0	0
CS SUPPORT TO AVIATION	0	0
CS SUPPORT TO TRANSP	0	0
EMERG MNGMT & COMM 58	0	0
POLICE BOARD 55	0	0
COPA 60	0	0
POLICE DEPT 57	0	0
FIRE DEPT 59	0	0
ADMIN HEARINGS 30	0	0
BRD OF ELECT COMM 39	0	0
HEALTH 41	69,245	0
HUMAN RELATIONS 45	699	0
PEOPLE WITH DISAB 48	0	0
ANIMAL CARE CNTRL 73	0	0
LIQ LICENSE APPEAL COM 77	0	0
BOARD OF ETHICS 78	0	0
MIDWAY OPERTNS FD 610	0	99,647
O'HARE OPERTNS FD 740	0	1,191,573
WATER FUND 200	0	122,370
CHI PUBLIC LIBRARY 91/346	0	0
CDBG FUNDS	0	172,592
MUNI HOTEL OPER 355 DCASE	0	0
TIF ADMIN FUND 0B21	0	330,766
FAMILY SUPTSVC 50	623,910	0
BUSINESS CONS 70	11,890	0
HOUSING 21	44,765	0
PLANNING & DEV 54	4,197	0
Direct Bill	0	3,219,201
Total	757,227	5,136,149

The Bureau of Financial Strategy & Operations within the Department of Finance is responsible for all management activities as they relate to the disbursement and flow of funds. The unit is responsible for the design / implementation of specific accounting reports, as well as the functioning of the Accounting, Payroll, and Financial Systems. Costs for this unit have been allocated as follows:

- **Financial Policy.** Costs related to financial policy administration for the City have been allocated based on 2020 total expenditures by department/fund/grant throughout the City, excluding Vehicle Tax.
- **Employee Benefit Management.** Costs related to managing all personal, property, and casualty risks, as well as employee benefits programs, have been allocated based on the number of budgeted positions per department/fund/grant.
- **Risk/Benefit.** Costs related to managing all personal, property, and casualty risks, as well as employee benefits programs, have been allocated based on the number of budgeted positions per department/fund/grant.
- **Disbursement.** Costs of processing accounts payable have been allocated based on the number of PV transactions by department and fund type in 2020.
- **Payroll.** Costs related to the Payroll function have been allocated based on the number of budgeted positions per department/fund/grant within the City.
- **Workers Comp Claims for CPD and CFD.** Related costs have been allocated based on the number of workers compensation claims for CPD and CFD.
- **Other Funds.** Any indirect costs have been allocated directly to the applicable Other Funds. Directly charged amounts were already deducted.

CITY OF CHICAGO, ILLINOIS
Full Cost Allocation Plan
Schedule .2 - Costs To Be Allocated
For Department COMPTR-FIN STRATG OPS

	1st Allocation	2nd Allocation	Sub-Total	Total
Expenditures Per Financial Statement:	6,500,866			6,500,866
Cost Adjustments:				
WATER FUND PS	254,308			
VEHICLE TAX FUND PS	433,356			
MIDWAY FUND PS	201,192			
OHARE FUND PS	175,290			
Total Departmental Cost Adjustments:	1,064,146			1,064,146
Inbound Costs:				
EMPLOYEE BENEFITS	1,117,785	29	1,117,814	
RETIREMENT	1,702,791		1,702,791	
FINANCE GENERAL 99	299,444	264	299,707	
MAYOR 01	15,993	10,626	26,619	
INSPECTOR GENERAL 03	25,027	1,856	26,883	
BUDGET & MANAGEMNT 05	20,715	12,962	33,677	
FINANCE-CITYWIDE 27	1,040,439	1,166,600	2,207,039	
CITY COMPTROLLER	554,410	136,330	690,740	
COMPTR-FIN STRATG OPS		14,477	14,477	
HUMAN RESOURCES 33		23,806	23,806	
AIS-ASSET MANAGEMENT		2,351	2,351	
EMERG MNGMT & COMM 58		6,139	6,139	
Total Allocated Additions:	4,776,603	1,375,440	6,152,044	6,152,044
Total To Be Allocated:	12,341,615	1,375,440		13,717,056

CITY OF CHICAGO, ILLINOIS
Full Cost Allocation Plan
Schedule .3 - Costs Allocated By Activity
For Department COMPTR-FIN STRATG OPS

	Total	G&A	FINANCIAL POLICY	EMP BEN MGMT	RISK MGMT
Wages & Benefits					
Salaries & Wages	5,890,227	0	588,840	1,260,708	263,963
Fringe Benefits	0	0	0	0	0
Other Expense & Cost					
BUDGETS / 015 PERSONAL SERVICE	858	858	0	0	0
POSTAGE	50,025	50,025	0	0	0
PROF AND TECHNICAL SERVICES	49,034	49,034	0	0	0
PURCH, LICENSE, MAINT SOFTWARE	260,920	260,920	0	0	0
PUBLICATIONS OUTSIDE AGENCIES	227,245	227,245	0	0	0
ADVERTISING	6,725	6,725	0	0	0
DUES, SUBSCRIPT, MEMBERSHIPS	6,430	6,430	0	0	0
TECHNICAL MEETINGS COSTS	249	249	0	0	0
FREIGHT AND EXPRESS CHARGES	1,318	1,318	0	0	0
MESSENGER SERVICE	2,900	2,900	0	0	0
MATERIALS AND SUPPLIES	1,564	1,564	0	0	0
BOOKS AND RELATED MATERIALS	1,156	1,156	0	0	0
STATIONERY & OFFICE SUPPLIES	265	47	0	12	206
MACHINERY AND EQUIPMENT	1,950	1,950	0	0	0
Departmental Total					
Expenditures Per Financial Statement	6,500,866				
Deductions					
*Total Disallowed Costs	0	0	0	0	0
Cost Adjustments					
WATER FUND PS	254,308	0	0	0	0
VEHICLE TAX FUND PS	433,356	0	0	0	0
MIDWAY FUND PS	201,192	0	0	0	0
OHARE FUND PS	175,290	0	0	0	0
Functional Cost	7,565,012	610,421	588,840	1,260,720	264,169
Allocation Step 1					
Inbound - EMPLOYEE BENEFITS	1,117,785	0	111,779	239,206	50,077
Inbound - RETIREMENT	1,702,791	0	170,279	364,397	76,285
Inbound - FINANCE GENERAL 99	299,444	0	29,944	64,081	13,415
Inbound - All Others	1,656,584	0	140,266	300,310	62,878
Reallocate Admin Costs		(610,421)	51,703	110,669	23,196
Unallocated Costs	0	0	0	0	0
1st Allocation	12,341,615	0	1,092,811	2,339,384	490,020
Allocation Step 2					
Inbound - EMPLOYEE BENEFITS	29	0	3	6	1
Inbound - FINANCE GENERAL 99	264	0	26	56	12
Inbound - All Others	1,375,148	0	116,436	249,290	52,195
2nd Allocation	1,375,440	0	116,465	249,353	52,208

CITY OF CHICAGO, ILLINOIS
Full Cost Allocation Plan
Schedule .3 - Costs Allocated By Activity
For Department COMPTR-FIN STRATG OPS

	Total	G&A	FINANCIAL POLICY	EMP BEN MGMT	RISK MGMT
Total For COMPTR-FIN STRATG OPS					
Schedule .3 Total	13,717,056	0	1,209,276	2,588,736	542,227

CITY OF CHICAGO, ILLINOIS
Full Cost Allocation Plan
Schedule .3 - Costs Allocated By Activity
For Department COMPTR-FIN STRATG OPS

	DISBURSEMENT	PAYROLL	WC CPD CFD	OTHER FUNDS
Wages & Benefits				
Salaries & Wages	1,213,015	1,861,310	702,391	0
Fringe Benefits	0	0	0	0
Other Expense & Cost				
BUDGETS / 015 PERSONAL SERVICE	0	0	0	0
POSTAGE	0	0	0	0
PROF AND TECHNICAL SERVICES	0	0	0	0
PURCH, LICENSE, MAINT SOFTWARE	0	0	0	0
PUBLICATIONS OUTSIDE AGENCIES	0	0	0	0
ADVERTISING	0	0	0	0
DUES, SUBSCRIPT, MEMBERSHIPS	0	0	0	0
TECHNICAL MEETINGS COSTS	0	0	0	0
FREIGHT AND EXPRESS CHARGES	0	0	0	0
MESSENGER SERVICE	0	0	0	0
MATERIALS AND SUPPLIES	0	0	0	0
BOOKS AND RELATED MATERIALS	0	0	0	0
STATIONERY & OFFICE SUPPLIES	0	0	0	0
MACHINERY AND EQUIPMENT	0	0	0	0
Departmental Total				
Expenditures Per Financial Statement				
Deductions				
*Total Disallowed Costs	0	0	0	0
Cost Adjustments				
WATER FUND PS	0	0	0	254,308
VEHICLE TAX FUND PS	0	0	0	433,356
MIDWAY FUND PS	0	0	0	201,192
OHARE FUND PS	0	0	0	175,290
Functional Cost	1,213,015	1,861,310	702,391	1,064,146
Allocation Step 1				
Inbound - EMPLOYEE BENEFITS	230,152	353,332	133,240	0
Inbound - RETIREMENT	350,605	538,252	202,973	0
Inbound - FINANCE GENERAL 99	61,655	94,654	35,694	0
Inbound - All Others	288,949	443,378	167,315	253,488
Reallocate Admin Costs	106,457	163,349	61,653	93,394
Unallocated Costs	0	0	0	0
1st Allocation	2,250,834	3,454,275	1,303,265	1,411,028
Allocation Step 2				
Inbound - EMPLOYEE BENEFITS	6	9	3	0
Inbound - FINANCE GENERAL 99	54	83	31	0
Inbound - All Others	239,859	368,057	138,889	210,422
2nd Allocation	239,920	368,149	138,924	210,422

CITY OF CHICAGO, ILLINOIS
Full Cost Allocation Plan
Schedule .3 - Costs Allocated By Activity
For Department COMPTR-FIN STRATG OPS

	DISBURSEMENT	PAYROLL	WC CPD CFD	OTHER FUNDS
Total For COMPTR-FIN STRATG OPS				
Schedule .3 Total	2,490,754	3,822,424	1,442,189	1,621,450

CITY OF CHICAGO, ILLINOIS
Full Cost Allocation Plan
Schedule .4 - Detail Activity Allocations
For Department COMPTR-FIN STRATG OPS

Activity - FINANCIAL POLICY

Receiving Department	Allocation Units	Allocation Pct	Gross Allocation	Direct Billed	Allocation Step 1	Allocation Step 2	Total
MAYOR 01	11,265,722	0.149138	1,630		1,630		1,630
INSPECTOR GENERAL 03	6,440,988	0.085267	932		932		932
BUDGET & MANAGEMNT 05	31,289,756	0.414222	4,527		4,527		4,527
CITY CLERK 25	3,370,399	0.044618	488		488		488
CITY COUNCIL/COMM 15	25,825,215	0.341881	3,736		3,736		3,736
FINANCE-CITYWIDE 27	90,852,975	1.202735	13,144		13,144		13,144
TREASURER 28	1,564,043	0.020705	226		226	25	251
LAW CITY-WIDE 31	32,198,785	0.426256	4,658		4,658	508	5,166
HUMAN RESOURCES 33	6,100,928	0.080766	883		883	96	979
PROCUREMENT SVCS 35	6,366,998	0.084288	921		921	100	1,021
ASSETS & INFO SVCS 38	385,280,964	5.100447	55,738		55,738	6,076	61,814
AIS-FACILITY MNGMT	54,185	0.000717	8		8	1	9
AIS-INFORMATION TECH	8,074,525	0.106893	1,168		1,168	127	1,295
PUBLIC SAFETY ADMIN 51	21,540,492	0.285158	3,116		3,116	340	3,456
BUILDINGS 67	31,869,998	0.421903	4,611		4,611	503	5,113
STREETS & SANITATION 81	230,858,272	3.056160	33,398		33,398	3,641	37,039
CS SUPPORT TO AVIATION	2,150,167	0.028464	311		311	34	345
CS SUPPORT TO TRANSP	471,548,505	6.242479	68,218		68,218	7,437	75,655
EMERG MNGMT & COMM 58	138,048,697	1.827524	19,971		19,971	2,177	22,148
POLICE BOARD 55	965,699	0.012784	140		140	15	155
COPA 60	10,580,162	0.140063	1,531		1,531	167	1,697
POLICE DEPT 57	1,852,329,523	24.521606	267,975		267,975	29,215	297,190
FIRE DEPT 59	649,029,932	8.592023	93,895		93,895	10,236	104,130
ADMIN HEARINGS 30	6,472,827	0.085689	936		936	102	1,038
BRD OF ELECT COMM 39	25,785,760	0.341358	3,730		3,730	407	4,137
HEALTH 41	217,851,980	2.883980	31,516		31,516	3,436	34,952
HUMAN RELATIONS 45	2,378,292	0.031484	344		344	37	381
PEOPLE WITH DISAB 48	5,652,556	0.074830	818		818	89	907
ANIMAL CARE CNTRL 73	6,154,007	0.081468	890		890	97	987
LIQ LICENSE APPEAL COM 77	182,642	0.002418	26		26	3	29
BOARD OF ETHICS 78	824,497	0.010915	119		119	13	132
MIDWAY OPERTNS FD 610	268,339,830	3.552351	38,820		38,820	4,232	43,052
O'HARE OPERTNS FD 740	1,308,015,336	17.315838	189,229		189,229	20,628	209,858
WATER FUND 200	496,916,282	6.578304	71,888		71,888	7,837	79,725
SEWER FUND 314	253,118,430	3.350846	36,618		36,618	3,992	40,610
CHI PUBLIC LIBRARY 91/346	78,415,831	1.038089	11,344		11,344	1,237	12,581
MUNI HOTEL OPER 355 DCASE	22,738,418	0.301017	3,290		3,290	359	3,648
FAMILY SUPTSVC 50	403,905,686	5.347006	58,433		58,433	6,370	64,803
BUSINESS CONS 70	58,925,374	0.780069	8,525		8,525	929	9,454
HOUSING 21	89,666,058	1.187022	12,972		12,972	1,414	14,386
PLANNING & DEV 54	290,915,930	3.851219	42,087		42,087	4,588	46,674
Schedule .4 Total for FINANCIAL POLICY	7,553,866,666	100.000000	1,092,811		1,092,811	116,465	1,209,276

Allocation Basis: TOTAL EXP BY DEPT/FUND/GRANT, EXCL VEHICLE TAX
Allocation Source: SUMMARY TRIAL BALANCE FOR 2020 (A613 REPORT)

MAXCAP 2022 MAXIMUS Consulting Services, Inc.

CITY OF CHICAGO, ILLINOIS
Full Cost Allocation Plan
Schedule .4 - Detail Activity Allocations
For Department COMPTR-FIN STRATG OPS

Activity - EMP BEN MGMT

Receiving Department	Allocation Units	Allocation Pct	Gross Allocation	Direct Billed	Allocation Step 1	Allocation Step 2	Total
MAYOR 01	105	0.302890	7,086		7,086		7,086
INSPECTOR GENERAL 03	73	0.210581	4,926		4,926		4,926
BUDGET & MANAGEMNT 05	48	0.138464	3,239		3,239		3,239
CITY CLERK 25	96	0.276928	6,478		6,478		6,478
CITY COUNCIL/COMM 15	210	0.605781	14,171		14,171		14,171
CITY COUNCIL 15	4	0.011539	270		270		270
CITY COMPTROLLER	29	0.083655	1,957		1,957		1,957
COMPTR-ACCT FIN RPTG	67	0.193273	4,521		4,521		4,521
COMPTR-FIN STRATG OPS	80	0.230774	5,399		5,399		5,399
COMPTR-REVENUE SVCS	293	0.845209	19,773		19,773	2,152	21,924
TREASURER 28	12	0.034616	810		810	88	898
LAW CORPORATE	368	1.061559	24,834		24,834	2,702	27,536
HUMAN RESOURCES 33	76	0.219235	5,129		5,129	558	5,687
PROCUREMENT SVCS 35	74	0.213466	4,994		4,994	543	5,537
AIS-COMM & FIN&ADMIN	33	0.095194	2,227		2,227	242	2,469
AIS-FACILITY MNGMT	386	1.113483	26,049		26,049	2,835	28,883
AIS-ASSET MANAGEMENT	53	0.152888	3,577		3,577	389	3,966
AIS-FLEET OPERATIONS	438	1.263486	29,558		29,558	3,217	32,774
AIS-INFORMATION TECH	106	0.305775	7,153		7,153	778	7,932
PUBLIC SAFETY ADMIN 51	411	1.185600	27,736		27,736	3,018	30,754
BUILDINGS 67	247	0.712514	16,668		16,668	1,814	18,482
STREETS & SANITATION 81	2,170	6.259736	146,439		146,439	15,936	162,375
CS SUPPORT TO TRANSP	1,211	3.493336	81,723		81,723	8,893	90,616
EMERG MNGMT & COMM 58	1,655	4.774130	111,685		111,685	12,154	123,839
POLICE BOARD 55	2	0.005769	135		135	15	150
COPA 60	151	0.435585	10,190		10,190	1,109	11,299
POLICE DEPT 57	14,371	41.455605	969,806		969,806	105,540	1,075,346
FIRE DEPT 59	4,846	13.979115	327,025		327,025	35,588	362,613
ADMIN HEARINGS 30	41	0.118272	2,767		2,767	301	3,068
BRD OF ELECT COMM 39	118	0.340391	7,963		7,963	867	8,830
HEALTH 41	613	1.768303	41,367		41,367	4,502	45,869
HUMAN RELATIONS 45	19	0.054809	1,282		1,282	139	1,422
PEOPLE WITH DISAB 48	30	0.086540	2,025		2,025	220	2,245
ANIMAL CARE CNTRL 73	69	0.199042	4,656		4,656	507	5,163
LIQ LICENSE APPEAL COM 77	1	0.002885	67		67	7	75
BOARD OF ETHICS 78	8	0.023077	540		540	59	599
O'HARE OPERTNS FD 740	2,286	6.594358	154,267		154,267	16,788	171,055
WATER FUND 200	1,541	4.445278	103,992		103,992	11,317	115,309
SEWER FUND 314	494	1.425027	33,337		33,337	3,628	36,965
CHI PUBLIC LIBRARY 91/346	913	2.633704	61,612		61,612	6,705	68,317
MUNI HOTEL OPER 355 DCASE	76	0.219235	5,129		5,129	558	5,687
FAMILY SUPTSVC 50	389	1.122137	26,251		26,251	2,857	29,108
BUSINESS CONS 70	196	0.565395	13,227		13,227	1,439	14,666
HOUSING 21	83	0.239428	5,601		5,601	609	6,211
PLANNING & DEV 54	174	0.501933	11,742		11,742	1,278	13,020
Schedule .4 Total for EMP BEN MGMT	34,666	100.000000	2,339,384		2,339,384	249,353	2,588,736

Allocation Basis: NUMBER OF BUDGETED POSITIONS BY DEPT/FUND/GRANT (EXCL MIDWAY)
Allocation Source: 2020 ANNUAL APPROPRIATION ORDINANCE/NON-LOCAL FUNDS

CITY OF CHICAGO, ILLINOIS
Full Cost Allocation Plan
Schedule .4 - Detail Activity Allocations
For Department COMPTR-FIN STRATG OPS

Activity - RISK MGMT

Receiving Department	Allocation Units	Allocation Pct	Gross Allocation	Direct Billed	Allocation Step 1	Allocation Step 2	Total
MAYOR 01	105	0.324274	1,589		1,589		1,589
INSPECTOR GENERAL 03	73	0.225448	1,105		1,105		1,105
BUDGET & MANAGEMNT 05	48	0.148240	726		726		726
CITY CLERK 25	96	0.296479	1,453		1,453		1,453
CITY COUNCIL/COMM 15	210	0.648548	3,178		3,178		3,178
CITY COUNCIL 15	4	0.012353	61		61		61
CITY COMPTROLLER	29	0.089561	439		439		439
COMPTR-ACCT FIN RPTG	67	0.206918	1,014		1,014		1,014
COMPTR-FIN STRATG OPS	80	0.247066	1,211		1,211		1,211
COMPTR-REVENUE SVCS	293	0.904880	4,434		4,434	483	4,917
TREASURER 28	12	0.037060	182		182	20	201
LAW CORPORATE	368	1.136504	5,569		5,569	607	6,176
HUMAN RESOURCES 33	76	0.234713	1,150		1,150	125	1,275
PROCUREMENT SVCS 35	74	0.228536	1,120		1,120	122	1,242
AIS-COMM & FIN&ADMIN	33	0.101915	499		499	54	554
AIS-FACILITY MNGMT	386	1.192094	5,841		5,841	636	6,478
AIS-ASSET MANAGEMENT	53	0.163681	802		802	87	889
AIS-FLEET OPERATIONS	438	1.352687	6,628		6,628	722	7,350
AIS-INFORMATION TECH	106	0.327363	1,604		1,604	175	1,779
PUBLIC SAFETY ADMIN 51	411	1.269302	6,220		6,220	677	6,897
BUILDINGS 67	247	0.762817	3,738		3,738	407	4,145
STREETS & SANITATION 81	2,170	6.701668	32,839		32,839	3,577	36,417
CS SUPPORT TO TRANSP	1,211	3.739963	18,327		18,327	1,996	20,323
EMERG MNGMT & COMM 58	1,655	5.111180	25,046		25,046	2,728	27,774
POLICE BOARD 55	2	0.006177	30		30	3	33
COPA 60	151	0.466337	2,285		2,285	249	2,534
POLICE DEPT 57	14,371	44.382333	217,482		217,482	23,695	241,177
FIRE DEPT 59	4,846	14.966028	73,337		73,337	7,989	81,326
ADMIN HEARINGS 30	41	0.126621	620		620	68	688
BRD OF ELECT COMM 39	118	0.364422	1,786		1,786	194	1,980
HEALTH 41	613	1.893144	9,277		9,277	1,010	10,287
HUMAN RELATIONS 45	19	0.058678	288		288	31	319
PEOPLE WITH DISAB 48	30	0.092650	454		454	49	503
ANIMAL CARE CNTRL 73	69	0.213095	1,044		1,044	114	1,158
LIQ LICENSE APPEAL COM 77	1	0.003088	15		15	2	17
BOARD OF ETHICS 78	8	0.024707	121		121	13	134
WATER FUND 200	1,541	4.759111	23,321		23,321	2,541	25,861
SEWER FUND 314	494	1.525633	7,476		7,476	814	8,290
CHI PUBLIC LIBRARY 91/346	913	2.819642	13,817		13,817	1,505	15,322
MUNI HOTEL OPER 355 DCASE	76	0.234713	1,150		1,150	125	1,275
FAMILY SUPTSVC 50	389	1.201359	5,887		5,887	641	6,528
BUSINESS CONS 70	196	0.605312	2,966		2,966	323	3,289
HOUSING 21	83	0.256331	1,256		1,256	137	1,393
PLANNING & DEV 54	174	0.537369	2,633		2,633	287	2,920
Schedule .4 Total for RISK MGMT	32,380	100.000000	490,020		490,020	52,208	542,227

Allocation Basis: NUMBER OF BUDGETED POSITIONS BY DEPT/FUND/GRANT (EXCL MIDWAY & O'HARE)
Allocation Source: 2020 ANNUAL APPROPRIATION ORDINANCE/NON-LOCAL FUNDS

MAXCAP 2022 MAXIMUS Consulting Services, Inc.

CITY OF CHICAGO, ILLINOIS
Full Cost Allocation Plan
Schedule .4 - Detail Activity Allocations
For Department COMPTR-FIN STRATG OPS

Activity - DISBURSEMENT

Receiving Department	Allocation Units	Allocation Pct	Gross Allocation	Direct Billed	Allocation Step 1	Allocation Step 2	Total
MAYOR 01	267	0.381162	8,579		8,579		8,579
INSPECTOR GENERAL 03	53	0.075661	1,703		1,703		1,703
BUDGET & MANAGEMNT 05	156	0.222701	5,013		5,013		5,013
CITY CLERK 25	278	0.396865	8,933		8,933		8,933
CITY COUNCIL/COMM 15	4,496	6.418364	144,467		144,467		144,467
FINANCE-CITYWIDE 27	796	1.136347	25,577		25,577		25,577
TREASURER 28	177	0.252680	5,687		5,687	663	6,351
LAW CITY-WIDE 31	1,053	1.503233	33,835		33,835	3,947	37,782
HUMAN RESOURCES 33	226	0.322631	7,262		7,262	847	8,109
PROCUREMENT SVCS 35	222	0.316921	7,133		7,133	832	7,965
ASSETS & INFO SVCS 38	8,167	11.658982	262,424		262,424	30,614	293,039
PUBLIC SAFETY ADMIN 51	4	0.005710	129		129	15	143
BUILDINGS 67	440	0.628132	14,138		14,138	1,649	15,788
STREETS & SANITATION 81	2,121	3.027880	68,153		68,153	7,951	76,103
CS SUPPORT TO AVIATION	84	0.119916	2,699		2,699	315	3,014
CS SUPPORT TO TRANSP	7,172	10.238547	230,453		230,453	26,885	257,337
EMERG MNGMT & COMM 58	1,047	1.494668	33,642		33,642	3,925	37,567
POLICE BOARD 55	179	0.255535	5,752		5,752	671	6,423
COPA 60	308	0.439692	9,897		9,897	1,155	11,051
POLICE DEPT 57	5,578	7.962997	179,234		179,234	20,909	200,143
FIRE DEPT 59	1,698	2.424017	54,561		54,561	6,365	60,926
ADMIN HEARINGS 30	747	1.066396	24,003		24,003	2,800	26,803
BRD OF ELECT COMM 39	1,749	2.496824	56,199		56,199	6,556	62,756
HEALTH 41	2,236	3.192051	71,848		71,848	8,382	80,230
HUMAN RELATIONS 45	127	0.181302	4,081		4,081	476	4,557
PEOPLE WITH DISAB 48	155	0.221274	4,981		4,981	581	5,561
ANIMAL CARE CNTRL 73	342	0.488230	10,989		10,989	1,282	12,271
LIQ LICENSE APPEAL COM 77	85	0.121344	2,731		2,731	319	3,050
BOARD OF ETHICS 78	92	0.131337	2,956		2,956	345	3,301
MIDWAY OPERTNS FD 610	2,472	3.528958	79,431		79,431	9,266	88,697
O'HARE OPERTNS FD 740	14,591	20.829707	468,842		468,842	54,697	523,539
SEWER FUND 314	6,519	9.306343	209,470		209,470	24,437	233,907
CHI PUBLIC LIBRARY 91/346	950	1.356194	30,526		30,526	3,561	34,087
MUNI HOTEL OPER 355 DCASE	1,501	2.142786	48,231		48,231	5,627	53,857
FAMILY SUPTSVC 50	1,247	1.780182	40,069		40,069	4,674	44,743
BUSINESS CONS 70	994	1.419007	31,939		31,939	3,726	35,666
HOUSING 21	429	0.612428	13,785		13,785	1,608	15,393
PLANNING & DEV 54	1,291	1.842996	41,483		41,483	4,839	46,322
Schedule .4 Total for DISBURSEMENT	70,049	100.000000	2,250,834		2,250,834	239,920	2,490,754

Allocation Basis: TOTAL NUMBER OF PV ACCOUNTING TRANSACTIONS BY UNIT, EXCL WATER
Allocation Source: 2020 AP TRANSACTIONS BY TRANS CODE REPORT

MAXCAP 2022 MAXIMUS Consulting Services, Inc.

CITY OF CHICAGO, ILLINOIS
Full Cost Allocation Plan
Schedule .4 - Detail Activity Allocations
For Department COMPTR-FIN STRATG OPS

Activity - PAYROLL

Receiving Department	Allocation Units	Allocation Pct	Gross Allocation	Direct Billed	Allocation Step 1	Allocation Step 2	Total
MAYOR 01	105	0.298949	10,327		10,327		10,327
INSPECTOR GENERAL 03	73	0.207841	7,179		7,179		7,179
BUDGET & MANAGEMNT 05	48	0.136663	4,721		4,721		4,721
CITY CLERK 25	96	0.273325	9,441		9,441		9,441
CITY COUNCIL/COMM 15	210	0.597899	20,653		20,653		20,653
CITY COUNCIL 15	4	0.011389	393		393		393
CITY COMPTROLLER	29	0.082567	2,852		2,852		2,852
COMPTR-ACCT FIN RPTG	67	0.190758	6,589		6,589		6,589
COMPTR-FIN STRATG OPS	80	0.227771	7,868		7,868		7,868
COMPTR-REVENUE SVCS	293	0.834211	28,816		28,816	3,135	31,951
TREASURER 28	12	0.034166	1,180		1,180	128	1,308
LAW CORPORATE	368	1.047746	36,192		36,192	3,937	40,129
HUMAN RESOURCES 33	76	0.216382	7,474		7,474	813	8,287
PROCUREMENT SVCS 35	74	0.210688	7,278		7,278	792	8,069
AIS-COMM & FIN&ADMIN	33	0.093956	3,246		3,246	353	3,599
AIS-FACILITY MNGMT	386	1.098995	37,962		37,962	4,130	42,092
AIS-ASSET MANAGEMENT	53	0.150898	5,212		5,212	567	5,779
AIS-FLEET OPERATIONS	438	1.247046	43,076		43,076	4,686	47,762
AIS-INFORMATION TECH	106	0.301797	10,425		10,425	1,134	11,559
PUBLIC SAFETY ADMIN 51	411	1.170173	40,421		40,421	4,397	44,818
BUILDINGS 67	247	0.703243	24,292		24,292	2,642	26,934
STREETS & SANITATION 81	2,170	6.178288	213,415		213,415	23,216	236,631
CS SUPPORT TO TRANSP	1,211	3.447883	119,099		119,099	12,956	132,055
EMERG MNGMT & COMM 58	1,655	4.712012	162,766		162,766	17,706	180,472
POLICE BOARD 55	2	0.005694	197		197	21	218
COPA 60	151	0.429918	14,851		14,851	1,615	16,466
POLICE DEPT 57	14,371	40.916210	1,413,359		1,413,359	153,751	1,567,110
FIRE DEPT 59	4,846	13.797227	476,594		476,594	51,845	528,440
ADMIN HEARINGS 30	41	0.116733	4,032		4,032	439	4,471
BRD OF ELECT COMM 39	118	0.335962	11,605		11,605	1,262	12,867
HEALTH 41	613	1.745295	60,287		60,287	6,558	66,846
HUMAN RELATIONS 45	19	0.054096	1,869		1,869	203	2,072
PEOPLE WITH DISAB 48	30	0.085414	2,950		2,950	321	3,271
ANIMAL CARE CNTRL 73	69	0.196452	6,786		6,786	738	7,524
LIQ LICENSE APPEAL COM 77	1	0.002847	98		98	11	109
BOARD OF ETHICS 78	8	0.022777	787		787	86	872
MIDWAY OPERTNS FD 610	457	1.301142	44,945		44,945	4,889	49,834
O'HARE OPERTNS FD 740	2,286	6.508556	224,823		224,823	24,457	249,280
WATER FUND 200	1,541	4.387438	151,554		151,554	16,487	168,041
SEWER FUND 314	494	1.406486	48,584		48,584	5,285	53,869
CHI PUBLIC LIBRARY 91/346	913	2.599436	89,792		89,792	9,768	99,559
MUNI HOTEL OPER 355 DCASE	76	0.216382	7,474		7,474	813	8,287
FAMILY SUPTSVC 50	389	1.107536	38,257		38,257	4,162	42,419
BUSINESS CONS 70	196	0.558039	19,276		19,276	2,097	21,373
HOUSING 21	83	0.236312	8,163		8,163	888	9,051
PLANNING & DEV 54	174	0.495402	17,113		17,113	1,862	18,974
Schedule .4 Total for PAYROLL	35,123	100.000000	3,454,275		3,454,275	368,149	3,822,424

Allocation Basis: NUMBER OF BUDGETED POSITIONS BY DEPARTMENT/FUND/GRANT
Allocation Source: 2020 ANNUAL APPROPRIATION ORDINANCE/NON-LOCAL FUNDS

CITY OF CHICAGO, ILLINOIS
Full Cost Allocation Plan
Schedule .4 - Detail Activity Allocations
For Department COMPTR-FIN STRATG OPS

Activity - WC CPD CFD

Receiving Department	Allocation Units	Allocation Pct	Gross Allocation	Direct Billed	Allocation Step 1	Allocation Step 2	Total
POLICE DEPT 57	990,269.48	79.126180	1,031,224		1,031,224	109,925	1,141,149
FIRE DEPT 59	261,237.26	20.873820	272,041		272,041	28,999	301,040
Schedule .4 Total for WC CPD CFD	1,251,506.74	100.000000	1,303,265		1,303,265	138,924	1,442,189

Allocation Basis: CPD AND CFD ACTUAL CLAIMS (CORP FUND) FOR 2019
Allocation Source: WORKER'S COMPENSATION FUND BY CLASSIFICATION REPORT

MAXCAP 2022 MAXIMUS Consulting Services, Inc.

CITY OF CHICAGO, ILLINOIS
Full Cost Allocation Plan
Schedule .4 - Detail Activity Allocations
For Department COMPTR-FIN STRATG OPS

Activity - OTHER FUNDS

Receiving Department	Allocation Units	Allocation Pct	Gross Allocation	Direct Billed	Allocation Step 1	Allocation Step 2	Total
MIDWAY OPERTNS FD 610	201,192	18.906428	266,775	(201,192)	65,583	39,783	105,366
O'HARE OPERTNS FD 740	175,290	16.472364	232,430	(175,290)	57,140	34,661	91,801
WATER FUND 200	254,308	23.897849	337,205	(254,308)	82,897	50,286	133,184
VEHICLE TAX FUND 300	433,356	40.723359	574,618	(433,356)	141,262	85,691	226,953
Schedule .4 Total for OTHER FUNDS	1,064,146	100.000000	1,411,028	(1,064,146)	346,882	210,422	557,304
Direct Billed				1,064,146	1,064,146		1,064,146
Schedule .3 Total for OTHER FUNDS	1,064,146	100.000000		0	1,411,028	210,422	1,621,450

Allocation Basis: ACTUAL EXPENDITURES PER FUND
Allocation Source: SUMMARY TRIAL BALANCE FOR 2020 (A613 REPORT)

MAXCAP 2022 MAXIMUS Consulting Services, Inc.

CITY OF CHICAGO, ILLINOIS
Full Cost Allocation Plan
Schedule .5 - Allocation Summary
For Department COMPTR-FIN STRATG OPS

Receiving Department	Total	FINANCIAL POLICY	EMP BEN MGMT	RISK MGMT	DISBURSEMENT
MAYOR 01	29,210	1,630	7,086	1,589	8,579
INSPECTOR GENERAL 03	15,845	932	4,926	1,105	1,703
BUDGET & MANAGEMNT 05	18,226	4,527	3,239	726	5,013
CITY CLERK 25	26,793	488	6,478	1,453	8,933
CITY COUNCIL/COMM 15	186,205	3,736	14,171	3,178	144,467
CITY COUNCIL 15	724	0	270	61	0
FINANCE-CITYWIDE 27	38,721	13,144	0	0	25,577
CITY COMPTROLLER	5,248	0	1,957	439	0
COMPTR-ACCT FIN RPTG	12,125	0	4,521	1,014	0
COMPTR-FIN STRATG OPS	14,477	0	5,399	1,211	0
COMPTR-REVENUE SVCS	58,792	0	21,924	4,917	0
TREASURER 28	9,009	251	898	201	6,351
LAW CITY-WIDE 31	42,948	5,166	0	0	37,782
LAW CORPORATE	73,841	0	27,536	6,176	0
HUMAN RESOURCES 33	24,337	979	5,687	1,275	8,109
PROCUREMENT SVCS 35	23,835	1,021	5,537	1,242	7,965
ASSETS & INFO SVCS 38	354,853	61,814	0	0	293,039
AIS-COMM & FIN&ADMIN	6,622	0	2,469	554	0
AIS-FACILITY MNGMT	77,462	9	28,883	6,478	0
AIS-ASSET MANAGEMENT	10,635	0	3,966	889	0
AIS-FLEET OPERATIONS	87,887	0	32,774	7,350	0
AIS-INFORMATION TECH	22,565	1,295	7,932	1,779	0
PUBLIC SAFETY ADMIN 51	86,069	3,456	30,754	6,897	143
BUILDINGS 67	70,462	5,113	18,482	4,145	15,788
STREETS & SANITATION 81	548,565	37,039	162,375	36,417	76,103
CS SUPPORT TO AVIATION	3,359	345	0	0	3,014
CS SUPPORT TO TRANSP	575,987	75,655	90,616	20,323	257,337
EMERG MNGMT & COMM 58	391,801	22,148	123,839	27,774	37,567
POLICE BOARD 55	6,978	155	150	33	6,423
COPA 60	43,047	1,697	11,299	2,534	11,051
POLICE DEPT 57	4,522,115	297,190	1,075,346	241,177	200,143
FIRE DEPT 59	1,438,474	104,130	362,613	81,326	60,926
ADMIN HEARINGS 30	36,068	1,038	3,068	688	26,803
BRD OF ELECT COMM 39	90,570	4,137	8,830	1,980	62,756
HEALTH 41	238,184	34,952	45,869	10,287	80,230
HUMAN RELATIONS 45	8,750	381	1,422	319	4,557
PEOPLE WITH DISAB 48	12,488	907	2,245	503	5,561
ANIMAL CARE CNTRL 73	27,103	987	5,163	1,158	12,271
LIQ LICENSE APPEAL COM 77	3,279	29	75	17	3,050
BOARD OF ETHICS 78	5,038	132	599	134	3,301
MIDWAY OPERTNS FD 610	286,950	43,052	0	0	88,697
O'HARE OPERTNS FD 740	1,245,534	209,858	171,055	0	523,539
WATER FUND 200	522,119	79,725	115,309	25,861	0
SEWER FUND 314	373,641	40,610	36,965	8,290	233,907
CHI PUBLIC LIBRARY 91/346	229,866	12,581	68,317	15,322	34,087
VEHICLE TAX FUND 300	226,953	0	0	0	0
MUNI HOTEL OPER 355 DCASE	72,755	3,648	5,687	1,275	53,857
FAMILY SUPTSVC 50	187,601	64,803	29,108	6,528	44,743
BUSINESS CONS 70	84,448	9,454	14,666	3,289	35,666
HOUSING 21	46,433	14,386	6,211	1,393	15,393
PLANNING & DEV 54	127,911	46,674	13,020	2,920	46,322

MAXCAP 2022 MAXIMUS Consulting Services, Inc.

CITY OF CHICAGO, ILLINOIS
Full Cost Allocation Plan
Schedule .5 - Allocation Summary
For Department COMPTR-FIN STRATG OPS

Receiving Department	Total	FINANCIAL POLICY	EMP BEN MGMT	RISK MGMT	DISBURSEMENT
Direct Bill	1,064,146	0	0	0	0
Total	13,717,056	1,209,276	2,588,736	542,227	2,490,754

CITY OF CHICAGO, ILLINOIS
Full Cost Allocation Plan
Schedule .5 - Allocation Summary
For Department COMPTR-FIN STRATG OPS

Receiving Department	PAYROLL	WC CPD CFD	OTHER FUNDS
MAYOR 01	10,327	0	0
INSPECTOR GENERAL 03	7,179	0	0
BUDGET & MANAGEMNT 05	4,721	0	0
CITY CLERK 25	9,441	0	0
CITY COUNCIL/COMM 15	20,653	0	0
CITY COUNCIL 15	393	0	0
FINANCE-CITYWIDE 27	0	0	0
CITY COMPTROLLER	2,852	0	0
COMPTR-ACCT FIN RPTG	6,589	0	0
COMPTR-FIN STRATG OPS	7,868	0	0
COMPTR-REVENUE SVCS	31,951	0	0
TREASURER 28	1,308	0	0
LAW CITY-WIDE 31	0	0	0
LAW CORPORATE	40,129	0	0
HUMAN RESOURCES 33	8,287	0	0
PROCUREMENT SVCS 35	8,069	0	0
ASSETS & INFO SVCS 38	0	0	0
AIS-COMM & FIN&ADMIN	3,599	0	0
AIS-FACILITY MNGMT	42,092	0	0
AIS-ASSET MANAGEMENT	5,779	0	0
AIS-FLEET OPERATIONS	47,762	0	0
AIS-INFORMATION TECH	11,559	0	0
PUBLIC SAFETY ADMIN 51	44,818	0	0
BUILDINGS 67	26,934	0	0
STREETS & SANITATION 81	236,631	0	0
CS SUPPORT TO AVIATION	0	0	0
CS SUPPORT TO TRANSP	132,055	0	0
EMERG MNGMT & COMM 58	180,472	0	0
POLICE BOARD 55	218	0	0
COPA 60	16,466	0	0
POLICE DEPT 57	1,567,110	1,141,149	0
FIRE DEPT 59	528,440	301,040	0
ADMIN HEARINGS 30	4,471	0	0
BRD OF ELECT COMM 39	12,867	0	0
HEALTH 41	66,846	0	0
HUMAN RELATIONS 45	2,072	0	0
PEOPLE WITH DISAB 48	3,271	0	0
ANIMAL CARE CNTRL 73	7,524	0	0
LIQ LICENSE APPEAL COM 77	109	0	0
BOARD OF ETHICS 78	872	0	0
MIDWAY OPERTNS FD 610	49,834	0	105,366
O'HARE OPERTNS FD 740	249,280	0	91,801
WATER FUND 200	168,041	0	133,184
SEWER FUND 314	53,869	0	0
CHI PUBLIC LIBRARY 91/346	99,559	0	0
VEHICLE TAX FUND 300	0	0	226,953
MUNI HOTEL OPER 355 DCASE	8,287	0	0
FAMILY SUPTSVC 50	42,419	0	0
BUSINESS CONS 70	21,373	0	0
HOUSING 21	9,051	0	0
PLANNING & DEV 54	18,974	0	0

CITY OF CHICAGO, ILLINOIS
Full Cost Allocation Plan
Schedule .5 - Allocation Summary
For Department COMPTR-FIN STRATG OPS

Receiving Department	PAYROLL	WC CPD CFD	OTHER FUNDS
Direct Bill	0	0	1,064,146
Total	3,822,424	1,442,189	1,621,450

The Bureau of Revenue Services & Operations, within the Department of Finance, is set up to identify and receive departmental and incoming costs related to billing and collection processing for all City revenues. Most of the functions of this Bureau are considered general government in nature and the related costs are not allocated within the cost plan. Costs have been functionalized and allocated as follows:

- **Payment Processing.** Costs have been directly allocated to the All Other or Unallocated receiver cost pool.
- **Tax Policy and Administration.** Costs have been directly allocated to the All Other or Unallocated cost pool.
- **Street Operations.** Costs have been directly allocated to the All Other or Unallocated cost pool.
- **Accounts Receivable - Citywide.** Costs have been allocated based on the total expenditures by department/ fund/ grant throughout the City, excluding Enterprise Fund and Vehicle Tax Fund amounts.
- **Accounts Receivable - Citations.** Costs have been directly allocated to the All Other or Unallocated cost pool.
- **Other Fund Services.** Indirect costs have been directly allocated to the Other Funds. Directly charged amounts have been deducted.

CITY OF CHICAGO, ILLINOIS
Full Cost Allocation Plan
Schedule .2 - Costs To Be Allocated
For Department COMPTR-REVENUE SVCS

	1st Allocation	2nd Allocation	Sub-Total	Total
Expenditures Per Financial Statement:	44,300,712			44,300,712
Cost Adjustments:				
WATER FUND PS	2,407,934			
VEH TAX FUND PS	442,030			
Total Departmental Cost Adjustments:	2,849,964			2,849,964
Inbound Costs:				
BUILDING DEPRECIATION	20,942		20,942	
EQUIPMENT DEPRECIATION	96,824		96,824	
EMPLOYEE BENEFITS	4,205,530	107	4,205,637	
RETIREMENT	5,892,385		5,892,385	
FINANCE GENERAL 99	1,610,077	1,419	1,611,497	
MAYOR 01	58,574	38,918	97,492	
INSPECTOR GENERAL 03	91,662	6,798	98,460	
BUDGET & MANAGEMNT 05	45,719	28,211	73,930	
FINANCE COMMITTEE	24,848	6,615	31,462	
FINANCE-CITYWIDE 27	68,231	618,265	686,496	
CITY COMPTROLLER	2,079,037	511,238	2,590,275	
COMPTR-ACCT FIN RPTG	164	19	183	
COMPTR-FIN STRATG OPS	53,023	5,769	58,792	
HUMAN RESOURCES 33		87,189	87,189	
AIS-FACILITY MNGMT		240,190	240,190	
AIS-ASSET MANAGEMENT		306,856	306,856	
AIS-INFORMATION TECH		7,548	7,548	
AIS-BUILDING MTCE/OPER		477,979	477,979	
EMERG MNGMT & COMM 58		22,483	22,483	
Total Allocated Additions:	14,247,016	2,359,603	16,606,620	16,606,620
Total To Be Allocated:	61,397,692	2,359,603		63,757,296

CITY OF CHICAGO, ILLINOIS
Full Cost Allocation Plan
Schedule .3 - Costs Allocated By Activity
For Department COMPTR-REVENUE SVCS

	Total	G&A	PAYMENT PROCESSING	TAX POLICY AND ADMIN	STREET OPS
Wages & Benefits					
Salaries & Wages	20,382,704	178,841	2,705,526	4,690,665	10,164,044
Fringe Benefits	0	0	0	0	0
Other Expense & Cost					
BUDGETS / 015 PERSONAL SERVICE	208,040	1,831	27,607	47,870	103,749
PERSONAL SERV - PRIOR APPR REQ	574,025	5,051	76,173	132,083	286,267
OVERTIME	31,797	280	4,219	7,316	15,858
STUDENT TRAINEES	71,694	631	9,514	16,497	35,753
UNIFORM ALLOWANCE	20,260	178	2,689	4,662	10,103
INVESTIGATION COSTS	18,319,590	161,212	2,431,010	4,215,338	9,135,980
POSTAGE	3,440,156	30,273	456,509	791,580	1,715,605
PROF & TECH SERV-COMPUTER REL	58,518	515	7,765	13,465	29,183
COUNSEL-CONTRACT NEGOTIATION	2,364	21	314	544	1,178
PROF AND TECHNICAL SERVICES	4,540	40	602	1,045	2,264
PURCH, LICENSE, MAINT SOFTWARE	62,227	548	8,258	14,318	31,032
PUBLICATIONS IN-HOUSE SERVICES	523,996	4,611	69,534	120,571	261,318
ADVERTISING	5,000	44	664	1,151	2,492
LOCK BOX RENTAL	163	1	22	38	81
RENTAL OF EQUIPMENT & SERVICES	7,399	65	982	1,703	3,690
LEASE PURCHASE OF EQUIPMENT	193,966	1,707	25,739	44,632	96,730
REPAIR OR MAINTENANCE OF EQUIP	15,342	135	2,036	3,530	7,651
TECHNICAL MEETINGS COSTS	72,433	637	9,612	16,667	36,122
FREIGHT AND EXPRESS CHARGES	19,746	174	2,620	4,544	9,847
MESSENGER SERVICE	173,321	1,525	23,000	39,881	86,435
TELEPHONE - MOBILE & PORTABLE	(6)	0	(1)	(1)	(3)
TELEPHONE - NON-CENTREX	316	3	42	73	157
TELEPHONE - CENTREX	1,533	13	203	353	765
TELEPHONE - CIRCUITS	24,234	213	3,216	5,576	12,086
TELEPHONE - EQUIPMENT MAINT	48,943	431	6,495	11,262	24,407
MILEAGE REIMBURSMENT	36,542	322	4,849	8,408	18,224
MATERIALS AND SUPPLIES	602	5	80	139	300
BOOKS AND RELATED MATERIALS	1,267	11	168	292	632
Departmental Total					
Expenditures Per Financial Statement	44,300,712				
Deductions					
*Total Disallowed Costs	0	0	0	0	0
Cost Adjustments					
WATER FUND PS	2,407,934	0	0	0	0
VEH TAX FUND PS	442,030	0	0	0	0
Functional Cost	47,150,676	389,318	5,879,447	10,194,202	22,091,950

CITY OF CHICAGO, ILLINOIS
Full Cost Allocation Plan
Schedule .3 - Costs Allocated By Activity
For Department COMPTR-REVENUE SVCS

	Total	G&A	PAYMENT PROCESSING	TAX POLICY AND ADMIN	STREET OPS
Allocation Step 1					
Inbound - EQUIPMENT DEPRECIATION	96,824	852	12,849	22,279	48,286
Inbound - EMPLOYEE BENEFITS	4,205,530	37,009	558,074	967,692	2,097,298
Inbound - RETIREMENT	5,892,385	51,853	781,920	1,355,838	2,938,533
Inbound - FINANCE GENERAL 99	1,610,077	14,169	213,657	370,479	802,945
Inbound - All Others	2,442,200	0	286,609	496,904	1,076,725
Reallocate Admin Costs		(493,200)	57,902	100,366	217,452
Unallocated Costs	0	0	0	0	0
1st Allocation	61,397,692	0	7,790,457	13,507,761	29,273,189
Allocation Step 2					
Inbound - EMPLOYEE BENEFITS	107	1	14	25	54
Inbound - FINANCE GENERAL 99	1,419	12	188	327	708
Inbound - AIS-INFORMATION TECH	7,548	66	1,002	1,737	3,764
Inbound - All Others	2,350,529	0	275,850	478,251	1,036,317
Reallocate Admin Costs		(80)	9	16	35
Unallocated Costs	0	0	0	0	0
2nd Allocation	2,359,603	0	277,063	480,355	1,040,878
Total For COMPTR-REVENUE SVCS					
Schedule .3 Total	63,757,296	0	8,067,520	13,988,115	30,314,067

CITY OF CHICAGO, ILLINOIS
Full Cost Allocation Plan
Schedule .3 - Costs Allocated By Activity
For Department COMPTR-REVENUE SVCS

	A/R-CITYWIDE	A/R-CITATIONS	OTHER FUNDS
Wages & Benefits			
Salaries & Wages	1,766,754	876,874	0
Fringe Benefits	0	0	0
Other Expense & Cost			
BUDGETS / 015 PERSONAL SERVICE	18,037	8,946	0
PERSONAL SERV - PRIOR APPR REQ	49,768	24,683	0
OVERTIME	2,757	1,367	0
STUDENT TRAINEES	6,216	3,083	0
UNIFORM ALLOWANCE	1,757	871	0
INVESTIGATION COSTS	1,588,308	787,742	0
POSTAGE	298,262	147,927	0
PROF & TECH SERV-COMPUTER REL	5,074	2,516	0
COUNSEL-CONTRACT NEGOTIATION	205	102	0
PROF AND TECHNICAL SERVICES	394	195	0
PURCH, LICENSE, MAINT SOFTWARE	5,395	2,676	0
PUBLICATIONS IN-HOUSE SERVICES	45,430	22,532	0
ADVERTISING	434	215	0
LOCK BOX RENTAL	14	7	0
RENTAL OF EQUIPMENT & SERVICES	641	318	0
LEASE PURCHASE OF EQUIPMENT	16,817	8,341	0
REPAIR OR MAINTENANCE OF EQUIP	1,330	660	0
TECHNICAL MEETINGS COSTS	6,280	3,115	0
FREIGHT AND EXPRESS CHARGES	1,712	849	0
MESSENGER SERVICE	15,027	7,453	0
TELEPHONE - MOBILE & PORTABLE	(1)	0	0
TELEPHONE - NON-CENTREX	27	14	0
TELEPHONE - CENTREX	133	66	0
TELEPHONE - CIRCUITS	2,101	1,042	0
TELEPHONE - EQUIPMENT MAINT	4,243	2,105	0
MILEAGE REIMBURSMENT	3,168	1,571	0
MATERIALS AND SUPPLIES	52	26	0
BOOKS AND RELATED MATERIALS	110	54	0
Departmental Total			
Expenditures Per Financial Statement			
Deductions			
*Total Disallowed Costs	0	0	0
Cost Adjustments			
WATER FUND PS	0	0	2,407,934
VEH TAX FUND PS	0	0	442,030
Functional Cost	3,840,445	1,905,350	2,849,964

CITY OF CHICAGO, ILLINOIS
Full Cost Allocation Plan
Schedule .3 - Costs Allocated By Activity
For Department COMPTR-REVENUE SVCS

	A/R-CITYWIDE	A/R-CITATIONS	OTHER FUNDS
Allocation Step 1			
Inbound - EQUIPMENT DEPRECIATION	8,395	4,163	0
Inbound - EMPLOYEE BENEFITS	364,619	180,838	0
Inbound - RETIREMENT	510,870	253,373	0
Inbound - FINANCE GENERAL 99	139,594	69,233	0
Inbound - All Others	187,161	92,891	301,910
Reallocate Admin Costs	37,779	18,742	60,960
Unallocated Costs	0	0	0
1st Allocation	5,088,862	2,524,590	3,212,834
Allocation Step 2			
Inbound - EMPLOYEE BENEFITS	9	5	0
Inbound - FINANCE GENERAL 99	123	61	0
Inbound - AIS-INFORMATION TECH	654	324	0
Inbound - All Others	180,134	89,403	290,575
Reallocate Admin Costs	6	3	10
Unallocated Costs	0	0	0
2nd Allocation	180,926	89,796	290,585
Total For COMPTR-REVENUE SVCS			
Schedule .3 Total	5,269,788	2,614,386	3,503,419

MAXCAP 2022 MAXIMUS Consulting Services, Inc.

CITY OF CHICAGO, ILLINOIS
Full Cost Allocation Plan
Schedule .4 - Detail Activity Allocations
For Department COMPTR-REVENUE SVCS

Activity - PAYMENT PROCESSING

Receiving Department	Allocation Units	Allocation Pct	Gross Allocation	Direct Billed	Allocation Step 1	Allocation Step 2	Total
ALL OTHER OR UNALLOCATED	100	100.000000	7,790,457		7,790,457	277,063	8,067,520
Schedule .4 Total for PAYMENT PROCESSING	100	100.000000	7,790,457		7,790,457	277,063	8,067,520

Allocation Basis: EXCLUSIVE ALLOCATION TO ALL OTHER
Allocation Source: EXCLUSIVE ALLOCATION

CITY OF CHICAGO, ILLINOIS
Full Cost Allocation Plan
Schedule .4 - Detail Activity Allocations
For Department COMPTR-REVENUE SVCS

Activity - TAX POLICY AND ADMIN

Receiving Department	Allocation Units	Allocation Pct	Gross Allocation	Direct Billed	Allocation Step 1	Allocation Step 2	Total
ALL OTHER OR UNALLOCATED	100	100.000000	13,507,761		13,507,761	480,355	13,988,115
Schedule .4 Total for TAX POLICY AND ADMIN	100	100.000000	13,507,761		13,507,761	480,355	13,988,115

Allocation Basis: EXCLUSIVE ALLOCATION TO ALL OTHER
Allocation Source: EXCLUSIVE ALLOCATION

CITY OF CHICAGO, ILLINOIS
Full Cost Allocation Plan
Schedule .4 - Detail Activity Allocations
For Department COMPTR-REVENUE SVCS

Activity - STREET OPS

Receiving Department	Allocation Units	Allocation Pct	Gross Allocation	Direct Billed	Allocation Step 1	Allocation Step 2	Total
ALL OTHER OR UNALLOCATED	100	100.000000	29,273,189		29,273,189	1,040,878	30,314,067
Schedule .4 Total for STREET OPS	100	100.000000	29,273,189		29,273,189	1,040,878	30,314,067

Allocation Basis: EXCLUSIVE ALLOCATION TO ALL OTHER
Allocation Source: EXCLUSIVE ALLOCATION

CITY OF CHICAGO, ILLINOIS
Full Cost Allocation Plan
Schedule .4 - Detail Activity Allocations
For Department COMPTR-REVENUE SVCS

Activity - A/R-CITYWIDE

Receiving Department	Allocation Units	Allocation Pct	Gross Allocation	Direct Billed	Allocation Step 1	Allocation Step 2	Total
MAYOR 01	11,265,722	0.215510	10,967		10,967		10,967
INSPECTOR GENERAL 03	6,440,988	0.123214	6,270		6,270		6,270
BUDGET & MANAGEMNT 05	31,289,756	0.598563	30,460		30,460		30,460
CITY CLERK 25	3,370,399	0.064475	3,281		3,281		3,281
CITY COUNCIL/COMM 15	25,825,215	0.494028	25,140		25,140		25,140
FINANCE-CITYWIDE 27	90,852,975	1.737989	88,444		88,444		88,444
TREASURER 28	1,564,043	0.029920	1,523		1,523	56	1,578
LAW CITY-WIDE 31	32,198,785	0.615953	31,345		31,345	1,152	32,497
HUMAN RESOURCES 33	6,100,928	0.116709	5,939		5,939	218	6,157
PROCUREMENT SVCS 35	6,366,998	0.121799	6,198		6,198	228	6,426
ASSETS & INFO SVCS 38	385,280,964	7.370305	375,065		375,065	13,780	388,845
AIS-FACILITY MNGMT	54,185	0.001037	53		53	2	55
AIS-INFORMATION TECH	8,074,525	0.154463	7,860		7,860	289	8,149
PUBLIC SAFETY ADMIN 51	21,540,493	0.412063	20,969		20,969	770	21,740
BUILDINGS 67	31,869,998	0.609663	31,025		31,025	1,140	32,165
STREETS & SANITATION 81	230,858,272	4.416247	224,737		224,737	8,257	232,994
CS SUPPORT TO AVIATION	2,150,167	0.041132	2,093		2,093	77	2,170
CS SUPPORT TO TRANSP	471,548,505	9.020576	459,045		459,045	16,866	475,911
EMERG MNGMT & COMM 58	138,048,698	2.640829	134,388		134,388	4,937	139,326
POLICE BOARD 55	965,699	0.018474	940		940	34	974
COPA 60	10,580,162	0.202395	10,300		10,300	378	10,678
POLICE DEPT 57	1,852,329,523	35.434483	1,803,212		1,803,212	66,256	1,869,468
FIRE DEPT 59	649,029,932	12.415740	631,820		631,820	23,214	655,034
ADMIN HEARINGS 30	6,472,827	0.123823	6,301		6,301	231	6,533
BRD OF ELECT COMM 39	25,785,760	0.493274	25,102		25,102	922	26,024
HEALTH 41	217,851,980	4.167440	212,075		212,075	7,792	219,867
HUMAN RELATIONS 45	2,378,292	0.045496	2,315		2,315	85	2,400
PEOPLE WITH DISAB 48	5,652,556	0.108132	5,503		5,503	202	5,705
ANIMAL CARE CNTRL 73	6,154,007	0.117724	5,991		5,991	220	6,211
LIQ LICENSE APPEAL COM 77	182,642	0.003494	178		178	6	184
BOARD OF ETHICS 78	824,497	0.015772	803		803	29	832
CHI PUBLIC LIBRARY 91/346	78,415,831	1.500070	76,337		76,337	2,805	79,141
MUNI HOTEL OPER 355 DCASE	22,738,418	0.434979	22,136		22,136	813	22,949
FAMILY SUPTSVC 50	403,905,686	7.726590	393,196		393,196	14,446	407,642
BUSINESS CONS 70	58,925,374	1.127224	57,363		57,363	2,107	59,470
HOUSING 21	89,666,058	1.715284	87,288		87,288	3,207	90,496
PLANNING & DEV 54	290,915,930	5.565131	283,202		283,202	10,405	293,607
Schedule .4 Total for A/R-CITYWIDE	5,227,476,790	100.000000	5,088,862		5,088,862	180,926	5,269,788

Allocation Basis: TOTAL EXP BY DEPT/FUND/GRANT, EXCL ENT FUNDS & VEH TAX
Allocation Source: SUMMARY TRIAL BALANCE FOR 2020 (A613 REPORT)

MAXCAP 2022 MAXIMUS Consulting Services, Inc.

CITY OF CHICAGO, ILLINOIS
Full Cost Allocation Plan
Schedule .4 - Detail Activity Allocations
For Department COMPTR-REVENUE SVCS

Activity - A/R-CITATIONS

Receiving Department	Allocation Units	Allocation Pct	Gross Allocation	Direct Billed	Allocation Step 1	Allocation Step 2	Total
ALL OTHER OR UNALLOCATED	100	100.000000	2,524,590		2,524,590	89,796	2,614,386
Schedule .4 Total for A/R-CITATIONS	100	100.000000	2,524,590		2,524,590	89,796	2,614,386

Allocation Basis: EXCLUSIVE ALLOCATION TO ALL OTHER
Allocation Source: EXCLUSIVE ALLOCATION

CITY OF CHICAGO, ILLINOIS
Full Cost Allocation Plan
Schedule .4 - Detail Activity Allocations
For Department COMPTR-REVENUE SVCS

Activity - OTHER FUNDS

Receiving Department	Allocation Units	Allocation Pct	Gross Allocation	Direct Billed	Allocation Step 1	Allocation Step 2	Total
WATER FUND 200	2,407,934	84.489980	2,714,523	(2,407,934)	306,589	245,515	552,104
VEHICLE TAX FUND 300	442,030	15.510020	498,311	(442,030)	56,281	45,070	101,351
Schedule .4 Total for OTHER FUNDS	2,849,964	100.000000	3,212,834	(2,849,964)	362,870	290,585	653,455
Direct Billed				2,849,964	2,849,964		2,849,964
Schedule .3 Total for OTHER FUNDS	2,849,964	100.000000		0	3,212,834	290,585	3,503,419

Allocation Basis: ACTUAL EXPENDITURES PER FUND
Allocation Source: SUMMARY TRIAL BALANCE FOR 2020 (A613 REPORT)

MAXCAP 2022 MAXIMUS Consulting Services, Inc.

CITY OF CHICAGO, ILLINOIS
Full Cost Allocation Plan
Schedule .5 - Allocation Summary
For Department COMPTR-REVENUE SVCS

Receiving Department	Total	PAYMENT PROCESSING	TAX POLICY AND ADMIN	STREET OPS	A/R-CITYWIDE
MAYOR 01	10,967	0	0	0	10,967
INSPECTOR GENERAL 03	6,270	0	0	0	6,270
BUDGET & MANAGEMNT 05	30,460	0	0	0	30,460
CITY CLERK 25	3,281	0	0	0	3,281
CITY COUNCIL/COMM 15	25,140	0	0	0	25,140
FINANCE-CITYWIDE 27	88,444	0	0	0	88,444
TREASURER 28	1,578	0	0	0	1,578
LAW CITY-WIDE 31	32,497	0	0	0	32,497
HUMAN RESOURCES 33	6,157	0	0	0	6,157
PROCUREMENT SVCS 35	6,426	0	0	0	6,426
ASSETS & INFO SVCS 38	388,845	0	0	0	388,845
AIS-FACILITY MNGMT	55	0	0	0	55
AIS-INFORMATION TECH	8,149	0	0	0	8,149
PUBLIC SAFETY ADMIN 51	21,740	0	0	0	21,740
BUILDINGS 67	32,165	0	0	0	32,165
STREETS & SANITATION 81	232,994	0	0	0	232,994
CS SUPPORT TO AVIATION	2,170	0	0	0	2,170
CS SUPPORT TO TRANSP	475,911	0	0	0	475,911
EMERG MNGMT & COMM 58	139,326	0	0	0	139,326
POLICE BOARD 55	974	0	0	0	974
COPA 60	10,678	0	0	0	10,678
POLICE DEPT 57	1,869,468	0	0	0	1,869,468
FIRE DEPT 59	655,034	0	0	0	655,034
ADMIN HEARINGS 30	6,533	0	0	0	6,533
BRD OF ELECT COMM 39	26,024	0	0	0	26,024
HEALTH 41	219,867	0	0	0	219,867
HUMAN RELATIONS 45	2,400	0	0	0	2,400
PEOPLE WITH DISAB 48	5,705	0	0	0	5,705
ANIMAL CARE CNTRL 73	6,211	0	0	0	6,211
LIQ LICENSE APPEAL COM 77	184	0	0	0	184
BOARD OF ETHICS 78	832	0	0	0	832
WATER FUND 200	552,104	0	0	0	0
CHI PUBLIC LIBRARY 91/346	79,141	0	0	0	79,141
VEHICLE TAX FUND 300	101,351	0	0	0	0
MUNI HOTEL OPER 355 DCASE	22,949	0	0	0	22,949
FAMILY SUPTSVC 50	407,642	0	0	0	407,642
BUSINESS CONS 70	59,470	0	0	0	59,470
HOUSING 21	90,496	0	0	0	90,496
PLANNING & DEV 54	293,607	0	0	0	293,607
ALL OTHER OR UNALLOCATED	54,984,089	8,067,520	13,988,115	30,314,067	0
Direct Bill	2,849,964	0	0	0	0
Total	63,757,296	8,067,520	13,988,115	30,314,067	5,269,788

CITY OF CHICAGO, ILLINOIS
Full Cost Allocation Plan
Schedule .5 - Allocation Summary
For Department COMPTR-REVENUE SVCS

Receiving Department	A/R-CITATIONS	OTHER FUNDS
MAYOR 01	0	0
INSPECTOR GENERAL 03	0	0
BUDGET & MANAGEMNT 05	0	0
CITY CLERK 25	0	0
CITY COUNCIL/COMM 15	0	0
FINANCE-CITYWIDE 27	0	0
TREASURER 28	0	0
LAW CITY-WIDE 31	0	0
HUMAN RESOURCES 33	0	0
PROCUREMENT SVCS 35	0	0
ASSETS & INFO SVCS 38	0	0
AIS-FACILITY MNGMT	0	0
AIS-INFORMATION TECH	0	0
PUBLIC SAFETY ADMIN 51	0	0
BUILDINGS 67	0	0
STREETS & SANITATION 81	0	0
CS SUPPORT TO AVIATION	0	0
CS SUPPORT TO TRANSP	0	0
EMERG MNGMT & COMM 58	0	0
POLICE BOARD 55	0	0
COPA 60	0	0
POLICE DEPT 57	0	0
FIRE DEPT 59	0	0
ADMIN HEARINGS 30	0	0
BRD OF ELECT COMM 39	0	0
HEALTH 41	0	0
HUMAN RELATIONS 45	0	0
PEOPLE WITH DISAB 48	0	0
ANIMAL CARE CNTRL 73	0	0
LIQ LICENSE APPEAL COM 77	0	0
BOARD OF ETHICS 78	0	0
WATER FUND 200	0	552,104
CHI PUBLIC LIBRARY 91/346	0	0
VEHICLE TAX FUND 300	0	101,351
MUNI HOTEL OPER 355 DCASE	0	0
FAMILY SUPTSVC 50	0	0
BUSINESS CONS 70	0	0
HOUSING 21	0	0
PLANNING & DEV 54	0	0
ALL OTHER OR UNALLOCATED	2,614,386	0
Direct Bill	0	2,849,964
Total	2,614,386	3,503,419

The City Treasurer receives all City funds, maintains the City's bank accounts, manages the City's cash receipts and disbursements, and handles all securities and investments under the jurisdiction of the City, pension funds, and the Board of Education. Costs have been allocated as follows:

- **Financial Reporting.** Financial Reporting is the unit responsible for the cashing of warrants and paychecks and reporting of all City expenditures for 2020. Costs have been allocated based on total expenditures by department/fund/grant, excluding Water, Midway and O'Hare.
- **Other Funds.** Indirect costs related to administrative support related to the Other Funds have been allocated directly to the other funds receiver pools. Directly charged costs have been deducted.

All other services (portfolio management, economic development, and general office activities) have been considered general government in nature and disallowed for plan purposes.

CITY OF CHICAGO, ILLINOIS
Full Cost Allocation Plan
Schedule .2 - Costs To Be Allocated
For Department TREASURER 28

	1st Allocation	2nd Allocation	Sub-Total	Total
Expenditures Per Financial Statement:	1,579,702			1,579,702
Cost Adjustments:				
TREASURER WATER FD 200 - SAL	286,182			
TREASURER SEWER FD 314 - SAL	143,460			
TREASURER MIDWAY FD 610 - SAL	223,727			
TREASURER OHARE FD 740 - SAL	737,105			
TIF FUND - SAL	323,270			
Total Departmental Cost Adjustments:	1,713,744			1,713,744
Inbound Costs:				
BUILDING DEPRECIATION	63,830		63,830	
EQUIPMENT DEPRECIATION	8,802		8,802	
EMPLOYEE BENEFITS	117,771	3	117,774	
RETIREMENT	244,834		244,834	
FINANCE GENERAL 99	114,916	103	115,019	
MAYOR 01	2,399	1,594	3,993	
INSPECTOR GENERAL 03	3,754	278	4,032	
BUDGET & MANAGEMNT 05	21,405	13,636	35,041	
CITY COMPTROLLER	6,860	1,691	8,551	
COMPTR-ACCT FIN RPTG	630	71	702	
COMPTR-FIN STRATG OPS	8,085	924	9,009	
COMPTR-REVENUE SVCS	1,523	56	1,578	
TREASURER 28		223	223	
LAW CITY-WIDE 31		333,473	333,473	
LAW CORPORATE		150,046	150,046	
HUMAN RESOURCES 33		3,571	3,571	
AIS-COMM & FIN&ADMIN		81	81	
AIS-FACILITY MNGMT		68,825	68,825	
AIS-ASSET MANAGEMENT		24,879	24,879	
AIS-INFORMATION TECH		52,506	52,506	
AIS-BUILDING MTCE/OPER		15,333	15,333	
EMERG MNGMT & COMM 58		921	921	
Total Allocated Additions:	594,809	668,214	1,263,023	1,263,023
Total To Be Allocated:	3,888,255	668,214		4,556,469

CITY OF CHICAGO, ILLINOIS
Full Cost Allocation Plan
Schedule .3 - Costs Allocated By Activity
For Department TREASURER 28

	Total	G&A	FINANCIAL RPTG	OTHER FUNDS	PORTFOLIO MGMT**
Wages & Benefits					
Salaries & Wages	846,921	256,869	293,811	0	0
Fringe Benefits	0	0	0	0	0
Other Expense & Cost					
PERSONAL SERV - PRIOR APPR REQ	(4,417)	(1,340)	(1,532)	0	0
POSTAGE	10	3	4	0	0
PROF & TECH SERV-COMPUTER REL	64,000	19,411	22,202	0	0
COUNSEL-CONTRACT NEGOTIATION	13,137	3,984	4,557	0	0
PROF AND TECHNICAL SERVICES	290,300	88,048	100,705	0	0
ACCOUNTING AND AUDITING	92,000	27,904	31,915	0	0
RENTAL OF EQUIPMENT & SERVICES	13,776	4,178	4,779	0	0
LEASE PURCHASE OF EQUIPMENT	4,368	1,325	1,515	0	0
DUES, SUBSCRIPT, MEMBERSHIPS	249,344	75,626	86,497	0	0
TECHNICAL MEETINGS COSTS	675	205	234	0	0
TELEPHONE - MOBILE & PORTABLE	4,510	1,368	1,565	0	0
TELEPHONE - CENTREX	560	170	194	0	0
TELEPHONE - CIRCUITS	1,612	489	559	0	0
LOCAL TRANSPORTATION	21	6	8	0	0
STATIONERY & OFFICE SUPPLIES	2,885	875	1,001	0	0
Departmental Total					
Expenditures Per Financial Statement	1,579,702				
Deductions					
*Total Disallowed Costs	0	0	0	0	0
Cost Adjustments					
TREASURER WATER FD 200 - SAL	286,182	0	0	286,182	0
TREASURER SEWER FD 314 - SAL	143,460	0	0	143,460	0
TREASURER MIDWAY FD 610 - SAL	223,727	0	0	223,727	0
TREASURER OHARE FD 740 - SAL	737,105	0	0	737,105	0
TIF FUND - SAL	323,270	0	0	323,270	0
Functional Cost	3,293,446	479,121	548,014	1,713,744	0
Allocation Step 1					
Inbound - EMPLOYEE BENEFITS	117,771	35,720	40,855	0	0
Inbound - RETIREMENT	244,834	74,258	84,933	0	0
Inbound - FINANCE GENERAL 99	114,916	34,854	39,864	0	0
Inbound - All Others	117,288	0	14,958	87,248	0
Reallocate Admin Costs		(623,953)	79,554	464,159	0
Unallocated Costs	(814,926)	0	0	0	0
1st Allocation	3,073,329	0	808,178	2,265,151	0
Allocation Step 2					
Inbound - EMPLOYEE BENEFITS	3	1	1	0	0
Inbound - FINANCE GENERAL 99	103	31	36	0	0
Inbound - All Others	668,108	0	85,205	496,994	0

CITY OF CHICAGO, ILLINOIS
Full Cost Allocation Plan
Schedule .3 - Costs Allocated By Activity
For Department TREASURER 28

	Total	G&A	FINANCIAL RPTG	OTHER FUNDS	PORTFOLIO MGMT**
Reallocate Admin Costs		(32)	4	24	0
Unallocated Costs	(85,951)	0	0	0	0
2nd Allocation	582,263	0	85,246	497,018	0
Total For TREASURER 28					
Schedule .3 Total	3,655,592	0	893,424	2,762,169	0

CITY OF CHICAGO, ILLINOIS
Full Cost Allocation Plan
Schedule .3 - Costs Allocated By Activity
For Department TREASURER 28

	GENERAL OFFICE**	ECON DEVELOP**
Wages & Benefits		
Salaries & Wages	296,241	0
Fringe Benefits	0	0
Other Expense & Cost		
PERSONAL SERV - PRIOR APPR REQ	(1,545)	0
POSTAGE	3	0
PROF & TECH SERV-COMPUTER REL	22,387	0
COUNSEL-CONTRACT NEGOTIATION	4,596	0
PROF AND TECHNICAL SERVICES	101,547	0
ACCOUNTING AND AUDITING	32,181	0
RENTAL OF EQUIPMENT & SERVICES	4,819	0
LEASE PURCHASE OF EQUIPMENT	1,528	0
DUES, SUBSCRIPT, MEMBERSHIPS	87,221	0
TECHNICAL MEETINGS COSTS	236	0
TELEPHONE - MOBILE & PORTABLE	1,577	0
TELEPHONE - CENTREX	196	0
TELEPHONE - CIRCUITS	564	0
LOCAL TRANSPORTATION	7	0
STATIONERY & OFFICE SUPPLIES	1,009	0
Departmental Total		
Expenditures Per Financial Statement		
Deductions		
*Total Disallowed Costs	0	0
Cost Adjustments		
TREASURER WATER FD 200 - SAL	0	0
TREASURER SEWER FD 314 - SAL	0	0
TREASURER MIDWAY FD 610 - SAL	0	0
TREASURER OHARE FD 740 - SAL	0	0
TIF FUND - SAL	0	0
Functional Cost	552,567	0
Allocation Step 1		
Inbound - EMPLOYEE BENEFITS	41,196	0
Inbound - RETIREMENT	85,643	0
Inbound - FINANCE GENERAL 99	40,198	0
Inbound - All Others	15,082	0
Reallocate Admin Costs	80,240	0
Unallocated Costs	(814,926)	0
1st Allocation	0	0
Allocation Step 2		
Inbound - EMPLOYEE BENEFITS	1	0
Inbound - FINANCE GENERAL 99	36	0
Inbound - All Others	85,909	0

CITY OF CHICAGO, ILLINOIS
Full Cost Allocation Plan
Schedule .3 - Costs Allocated By Activity
For Department TREASURER 28

	GENERAL OFFICE**	ECON DEVELOP**
Reallocate Admin Costs	4	0
Unallocated Costs	(85,951)	0
2nd Allocation	0	0
Total For TREASURER 28		
Schedule .3 Total	0	0

CITY OF CHICAGO, ILLINOIS
Full Cost Allocation Plan
Schedule .4 - Detail Activity Allocations
For Department TREASURER 28

Activity - FINANCIAL RPTG

Receiving Department	Allocation Units	Allocation Pct	Gross Allocation	Direct Billed	Allocation Step 1	Allocation Step 2	Total
MAYOR 01	11,265,722	0.199036	1,609		1,609		1,609
INSPECTOR GENERAL 03	6,440,988	0.113795	920		920		920
BUDGET & MANAGEMNT 05	31,289,756	0.552807	4,468		4,468		4,468
CITY CLERK 25	3,370,399	0.059546	481		481		481
CITY COUNCIL/COMM 15	25,825,215	0.456263	3,687		3,687		3,687
FINANCE-CITYWIDE 27	90,852,975	1.605132	12,972		12,972		12,972
TREASURER 28	1,564,043	0.027633	223		223		223
LAW CITY-WIDE 31	32,198,785	0.568867	4,597		4,597	500	5,097
HUMAN RESOURCES 33	6,100,928	0.107787	871		871	95	966
PROCUREMENT SVCS 35	6,366,998	0.112488	909		909	99	1,008
ASSETS & INFO SVCS 38	385,280,964	6.806897	55,012		55,012	5,983	60,995
AIS-FACILITY MNGMT	54,185	0.000957	8		8	1	8
AIS-INFORMATION TECH	8,074,525	0.142656	1,153		1,153	125	1,278
PUBLIC SAFETY ADMIN 51	21,540,492	0.380564	3,076		3,076	334	3,410
BUILDINGS 67	31,869,998	0.563059	4,551		4,551	495	5,045
STREETS & SANITATION 81	230,858,272	4.078656	32,963		32,963	3,585	36,548
CS SUPPORT TO AVIATION	2,150,167	0.037988	307		307	33	340
CS SUPPORT TO TRANSP	471,548,505	8.331016	67,329		67,329	7,322	74,652
EMERG MNGMT & COMM 58	138,048,697	2.438956	19,711		19,711	2,144	21,855
POLICE BOARD 55	965,699	0.017061	138		138	15	153
COPA 60	10,580,162	0.186924	1,511		1,511	164	1,675
POLICE DEPT 57	1,852,329,523	32.725768	264,483		264,483	28,768	293,251
FIRE DEPT 59	649,029,932	11.466644	92,671		92,671	10,079	102,749
ADMIN HEARINGS 30	6,472,827	0.114358	924		924	100	1,025
BRD OF ELECT COMM 39	25,785,760	0.455566	3,682		3,682	400	4,082
HEALTH 41	217,851,980	3.848869	31,106		31,106	3,383	34,489
HUMAN RELATIONS 45	2,378,292	0.042018	340		340	37	376
PEOPLE WITH DISAB 48	5,652,556	0.099866	807		807	88	895
ANIMAL CARE CNTRL 73	6,154,007	0.108725	879		879	95	974
LIQ LICENSE APPEAL COM 77	182,642	0.003227	26		26	3	29
BOARD OF ETHICS 78	824,497	0.014567	118		118	13	130
SEWER FUND 314	253,118,430	4.471934	36,141		36,141	3,931	40,072
CHI PUBLIC LIBRARY 91/346	78,415,831	1.385401	11,196		11,196	1,217	12,414
VEHICLE TAX FUND 300	179,560,588	3.172361	25,638		25,638	2,788	28,426
MUNI HOTEL OPER 355 DCASE	22,738,418	0.401728	3,247		3,247	353	3,600
FAMILY SUPTSVC 50	403,905,686	7.135946	57,671		57,671	6,272	63,943
BUSINESS CONS 70	58,925,374	1.041056	8,414		8,414	915	9,329
HOUSING 21	89,666,058	1.584162	12,803		12,803	1,392	14,195
PLANNING & DEV 54	290,915,930	5.139716	41,538		41,538	4,518	46,056
Schedule .4 Total for FINANCIAL RPTG	5,660,155,806	100.000000	808,178		808,178	85,246	893,424

Allocation Basis: TOTAL EXP BY DEPT/FUND/GRANT, EXCL WATER, MIDWAY & O'HARE
Allocation Source: SUMMARY TRIAL BALANCE FOR 2020 (A613 REPORT)

MAXCAP 2022 MAXIMUS Consulting Services, Inc.

CITY OF CHICAGO, ILLINOIS
Full Cost Allocation Plan
Schedule .4 - Detail Activity Allocations
For Department TREASURER 28

Activity - OTHER FUNDS

Receiving Department	Allocation Units	Allocation Pct	Gross Allocation	Direct Billed	Allocation Step 1	Allocation Step 2	Total
MIDWAY OPERTNS FD 610	223,727	13.054867	295,712	(223,727)	71,985	64,885	136,870
O'HARE OPERTNS FD 740	737,105	43.011384	974,273	(737,105)	237,168	213,774	450,942
WATER FUND 200	286,182	16.699227	378,263	(286,182)	92,081	82,998	175,079
SEWER FUND 314	143,460	8.371145	189,619	(143,460)	46,159	41,606	87,765
TIF ADMIN FUND 0B21	323,270	18.863377	427,284	(323,270)	104,014	93,754	197,768
Schedule .4 Total for OTHER FUNDS	1,713,744	100.000000	2,265,151	(1,713,744)	551,407	497,018	1,048,425
Direct Billed				1,713,744	1,713,744		1,713,744
Schedule .3 Total for OTHER FUNDS	1,713,744	100.000000		0	2,265,151	497,018	2,762,169

Allocation Basis: ACTUAL EXPENDITURES PER FUND
Allocation Source: SUMMARY TRIAL BALANCE FOR 2020 (A613 REPORT)

MAXCAP 2022 MAXIMUS Consulting Services, Inc.

CITY OF CHICAGO, ILLINOIS
Full Cost Allocation Plan
Schedule .5 - Allocation Summary
For Department TREASURER 28

Receiving Department	Total	FINANCIAL RPTG	OTHER FUNDS
MAYOR 01	1,609	1,609	0
INSPECTOR GENERAL 03	920	920	0
BUDGET & MANAGEMNT 05	4,468	4,468	0
CITY CLERK 25	481	481	0
CITY COUNCIL/COMM 15	3,687	3,687	0
FINANCE-CITYWIDE 27	12,972	12,972	0
TREASURER 28	223	223	0
LAW CITY-WIDE 31	5,097	5,097	0
HUMAN RESOURCES 33	966	966	0
PROCUREMENT SVCS 35	1,008	1,008	0
ASSETS & INFO SVCS 38	60,995	60,995	0
AIS-FACILITY MNGMT	8	8	0
AIS-INFORMATION TECH	1,278	1,278	0
PUBLIC SAFETY ADMIN 51	3,410	3,410	0
BUILDINGS 67	5,045	5,045	0
STREETS & SANITATION 81	36,548	36,548	0
CS SUPPORT TO AVIATION	340	340	0
CS SUPPORT TO TRANSP	74,652	74,652	0
EMERG MNGMT & COMM 58	21,855	21,855	0
POLICE BOARD 55	153	153	0
COPA 60	1,675	1,675	0
POLICE DEPT 57	293,251	293,251	0
FIRE DEPT 59	102,749	102,749	0
ADMIN HEARINGS 30	1,025	1,025	0
BRD OF ELECT COMM 39	4,082	4,082	0
HEALTH 41	34,489	34,489	0
HUMAN RELATIONS 45	376	376	0
PEOPLE WITH DISAB 48	895	895	0
ANIMAL CARE CNTRL 73	974	974	0
LIQ LICENSE APPEAL COM 77	29	29	0
BOARD OF ETHICS 78	130	130	0
MIDWAY OPERTNS FD 610	136,870	0	136,870
O'HARE OPERTNS FD 740	450,942	0	450,942
WATER FUND 200	175,079	0	175,079
SEWER FUND 314	127,837	40,072	87,765
CHI PUBLIC LIBRARY 91/346	12,414	12,414	0
VEHICLE TAX FUND 300	28,426	28,426	0
MUNI HOTEL OPER 355 DCASE	3,600	3,600	0
TIF ADMIN FUND 0B21	197,768	0	197,768
FAMILY SUPTSVC 50	63,943	63,943	0
BUSINESS CONS 70	9,329	9,329	0
HOUSING 21	14,195	14,195	0
PLANNING & DEV 54	46,056	46,056	0
Direct Bill	1,713,744	0	1,713,744
Total	3,655,592	893,424	2,762,169

The Department of Law, or Corporation Counsel, acts as the legal advisor to the Mayor, the City Council, and to the officers, boards and departments of the City. The Department appears in court on behalf of the City and its officers; defends City employees sued in connection with their official duties; provides legal opinions; drafts ordinances, contracts and other documents necessary to the City's business; and settles lawsuits and claims against the City.

Costs for legal services and counsel are not charged back to the law department. The Law City-Wide chapter allocates all personnel service expenditures and incoming central service costs to the departments and funds it services. The Department has been functionalized and allocated as follows, based on 2020 time and effort reports:

- **Corporation Counsel.** The supervisory/administrative unit of the Corporation Counsel has been allocated to City departments based on the assignment/allocation of Law Department attorneys in 2020.
- **Appeals.** Allocation based on the percentage of time per enterprise fund.
- **Building & License Enforcement.** Allocation based on the percentage of time per enterprise fund.
- **Constitutional/Commercial Litigation.** Allocation based on the percentage of time per enterprise fund.
- **Torts.** Allocation based on the percentage of time per enterprise fund.
- **Employment Litigation.** Allocation based on the percentage of time per enterprise fund.
- **Labor.** Allocation based on the percentage of time per benefitting department.
- **Legal Counsel.** Allocation based on the percentage of time per enterprise fund.
- **Aviation/Environmental.** Costs related to issues related to Aviation have been allocated based on the percentage of time and effort expended per benefiting department.
- **Investigations/Prosecutions.** Allocation based on the percentage of time per enterprise fund.
- **Revenue Litigation.** Allocation based on the percentage of time per enterprise fund.
- **Finance/Economic Development.** Costs related to these divisions have been allocated based on the percentage of time and effort expended per benefiting department.
- **Real Estate.** Allocation based on the percentage of time per benefitting department.
- **Collective Ownership Litigation.** Allocation based on the percentage of time per enterprise fund.
- **Federal Civil Rights.** Exclusive allocation to the Police Department.

CITY OF CHICAGO, ILLINOIS
Full Cost Allocation Plan
Schedule .2 - Costs To Be Allocated
For Department LAW CITY-WIDE 31

	1st Allocation	2nd Allocation	Sub-Total	Total
Expenditures Per Financial Statement:	25,755,672			25,755,672
Cost Adjustments:				
WATER FUND (200) - SAL 0005	1,370,447			
VEH TAX (300) - SAL 0005	1,551,376			
SEWER (314) - SAL 0005	687,541			
MIDWAY FUND (610) - SAL 0005	311,156			
OHARE FUND (740) - SAL 0005	1,803,169			
TIF FUND (0B21) - SAL 0005	1,203,003			
CDBG YR XLVI-J46 - SAL 0005	1,825,503			
Total Departmental Cost Adjustments:	8,752,195			8,752,195
Inbound Costs:				
BUILDING DEPRECIATION	319,354		319,354	
EQUIPMENT DEPRECIATION	120,590		120,590	
FINANCE GENERAL 99	907,848	800	908,648	
BUDGET & MANAGEMNT 05	3,898	1,874	5,772	
FINANCE COMMITTEE	68	18	85	
CITY COMPTROLLER	40,812	10,062	50,874	
COMPTR-ACCT FIN RPTG	10,520	1,263	11,784	
COMPTR-FIN STRATG OPS	38,493	4,455	42,948	
COMPTR-REVENUE SVCS	31,345	1,152	32,497	
TREASURER 28	4,597	500	5,097	
LAW CITY-WIDE 31		332,574	332,574	
LAW CORPORATE		3,010,087	3,010,087	
PROCUREMENT SVCS 35		58,519	58,519	
AIS-COMM & FIN&ADMIN		929	929	
AIS-FACILITY MNGMT		750,011	750,011	
AIS-ASSET MANAGEMENT		50,959	50,959	
AIS-INFORMATION TECH		646,476	646,476	
AIS-BUILDING MTCE/OPER		5,447,695	5,447,695	
Total Allocated Additions:	1,477,525	10,317,375	11,794,900	11,794,900
Total To Be Allocated:	35,985,392	10,317,375		46,302,767

CITY OF CHICAGO, ILLINOIS
Full Cost Allocation Plan
Schedule .3 - Costs Allocated By Activity
For Department LAW CITY-WIDE 31

	Total	G&A	CORP CNSL (4005)	APPEALS (3007)	BLDG & LIC ENF (3011)
Wages & Benefits					
Salaries & Wages	25,755,672	917,847	998,516	1,115,333	3,106,841
Fringe Benefits	0	0	0	0	0
Other Expense & Cost					
OVERTIME	0	0	0	0	0
STUDENT TRAINEES	0	0	0	0	0
Departmental Total					
Expenditures Per Financial Statement	25,755,672				
Deductions					
*Total Disallowed Costs	0	0	0	0	0
Cost Adjustments					
WATER FUND (200) - SAL 0005	1,370,447	0	0	0	0
VEH TAX (300) - SAL 0005	1,551,376	0	0	0	0
SEWER (314) - SAL 0005	687,541	0	0	0	0
MIDWAY FUND (610) - SAL 0005	311,156	0	0	0	0
OHARE FUND (740) - SAL 0005	1,803,169	0	(5,899)	93,782	0
TIF FUND (0B21) - SAL 0005	1,203,003	0	0	0	0
CDBG YR XLVI-J46 - SAL 0005	1,825,503	0	0	0	1,825,503
Functional Cost	34,507,867	917,847	992,617	1,209,115	4,932,344
Allocation Step 1					
Inbound - All Others	1,477,525	0	43,662	53,185	216,961
Reallocate Admin Costs		(917,847)	27,168	33,042	134,648
Unallocated Costs	0	0	0	0	0
1st Allocation	35,985,392	0	1,063,447	1,295,343	5,283,953
Allocation Step 2					
Inbound - All Others	10,317,375	0	304,886	371,385	1,515,028
2nd Allocation	10,317,375	0	304,886	371,385	1,515,028
Total For LAW CITY-WIDE 31					
Schedule .3 Total	46,302,767	0	1,368,334	1,666,728	6,798,981

CITY OF CHICAGO, ILLINOIS
Full Cost Allocation Plan
Schedule .3 - Costs Allocated By Activity
For Department LAW CITY-WIDE 31

	CONSTIT/COMM LIT (3014)	TORTS (3019)	EMP LIT (3022)	LABOR (3028)	LEGAL COUNSEL (3031)
Wages & Benefits					
Salaries & Wages	1,512,100	2,776,267	1,349,939	1,689,047	741,225
Fringe Benefits	0	0	0	0	0
Other Expense & Cost					
OVERTIME	0	0	0	0	0
STUDENT TRAINEES	0	0	0	0	0
Departmental Total Expenditures Per Financial Statement					
Deductions					
*Total Disallowed Costs	0	0	0	0	0
Cost Adjustments					
WATER FUND (200) - SAL 0005	0	350,496	74,216	286,299	0
VEH TAX (300) - SAL 0005	0	127,560	0	0	0
SEWER (314) - SAL 0005	0	543,565	0	0	0
MIDWAY FUND (610) - SAL 0005	0	0	0	0	0
OHARE FUND (740) - SAL 0005	0	0	201,492	417,972	0
TIF FUND (0B21) - SAL 0005	0	0	0	0	0
CDBG YR XLVI-J46 - SAL 0005	0	0	0	0	0
Functional Cost	1,512,100	3,797,888	1,625,647	2,393,318	741,225
Allocation Step 1					
Inbound - All Others	66,513	167,058	71,507	105,275	32,604
Reallocate Admin Costs	41,303	103,809	44,424	65,442	20,284
Unallocated Costs	0	0	0	0	0
1st Allocation	1,619,916	4,068,754	1,741,578	2,564,035	794,114
Allocation Step 2					
Inbound - All Others	464,448	1,166,542	499,325	735,119	227,670
2nd Allocation	464,448	1,166,542	499,325	735,119	227,670
Total For LAW CITY-WIDE 31					
Schedule .3 Total	2,084,364	5,235,296	2,240,903	3,299,154	1,021,783

CITY OF CHICAGO, ILLINOIS
Full Cost Allocation Plan
Schedule .3 - Costs Allocated By Activity
For Department LAW CITY-WIDE 31

	AVIA/ENVIR (3038)	INVESTIG/PROSEC (3039)	REVENUE LIT (3046)	FIN/ECON DEV (3144)	REAL ESTATE (3045)
Wages & Benefits					
Salaries & Wages	1,222,335	1,049,545	991,484	620,864	1,016,697
Fringe Benefits	0	0	0	0	0
Other Expense & Cost					
OVERTIME	0	0	0	0	0
STUDENT TRAINEES	0	0	0	0	0
Departmental Total Expenditures Per Financial Statement					
Deductions					
*Total Disallowed Costs	0	0	0	0	0
Cost Adjustments					
WATER FUND (200) - SAL 0005	0	313,692	0	126,084	0
VEH TAX (300) - SAL 0005	0	1,188,949	0	0	0
SEWER (314) - SAL 0005	0	0	0	143,976	0
MIDWAY FUND (610) - SAL 0005	177,969	0	0	133,187	0
OHARE FUND (740) - SAL 0005	992,730	0	0	0	0
TIF FUND (0B21) - SAL 0005	0	0	0	1,203,003	0
CDBG YR XLVI-J46 - SAL 0005	0	0	0	0	0
Functional Cost	2,393,034	2,552,186	991,484	2,227,114	1,016,697
Allocation Step 1					
Inbound - All Others	105,262	112,263	43,612	97,964	44,721
Reallocate Admin Costs	65,351	69,756	27,076	60,853	27,811
Unallocated Costs	0	0	0	0	0
1st Allocation	2,563,647	2,734,205	1,062,173	2,385,931	1,089,229
Allocation Step 2					
Inbound - All Others	735,032	783,917	304,538	684,070	312,282
2nd Allocation	735,032	783,917	304,538	684,070	312,282
Total For LAW CITY-WIDE 31					
Schedule .3 Total	3,298,679	3,518,122	1,366,711	3,070,001	1,401,511

CITY OF CHICAGO, ILLINOIS
Full Cost Allocation Plan
Schedule .3 - Costs Allocated By Activity
For Department LAW CITY-WIDE 31

	COLL OWNRSP LIT (3049)	FED CIV RIGHTS (3125)
Wages & Benefits		
Salaries & Wages	2,139,360	4,508,272
Fringe Benefits	0	0
Other Expense & Cost		
OVERTIME	0	0
STUDENT TRAINEES	0	0
Departmental Total		
Expenditures Per Financial Statement		
Deductions		
*Total Disallowed Costs	0	0
Cost Adjustments		
WATER FUND (200) - SAL 0005	219,660	0
VEH TAX (300) - SAL 0005	234,867	0
SEWER (314) - SAL 0005	0	0
MIDWAY FUND (610) - SAL 0005	0	0
OHARE FUND (740) - SAL 0005	103,092	0
TIF FUND (0B21) - SAL 0005	0	0
CDBG YR XLVI-J46 - SAL 0005	0	0
Functional Cost	2,696,979	4,508,272
Allocation Step 1		
Inbound - All Others	118,632	198,305
Reallocate Admin Costs	73,703	123,175
Unallocated Costs	0	0
1st Allocation	2,889,314	4,829,752
Allocation Step 2		
Inbound - All Others	828,391	1,384,741
2nd Allocation	828,391	1,384,741
Total For LAW CITY-WIDE 31		
Schedule .3 Total	3,717,705	6,214,494

CITY OF CHICAGO, ILLINOIS
Full Cost Allocation Plan
Schedule .4 - Detail Activity Allocations
For Department LAW CITY-WIDE 31

Activity - CORP CNSL (4005)

Receiving Department	Allocation Units	Allocation Pct	Gross Allocation	Direct Billed	Allocation Step 1	Allocation Step 2	Total
MAYOR 01	1.82	1.820000	19,355		19,355		19,355
INSPECTOR GENERAL 03	1.82	1.820000	19,355		19,355		19,355
BUDGET & MANAGEMNT 05	1.81	1.810000	19,248		19,248		19,248
CITY COUNCIL/COMM 15	1.82	1.820000	19,355		19,355		19,355
FINANCE-CITYWIDE 27	1.82	1.820000	19,355		19,355		19,355
TREASURER 28	1.82	1.820000	19,355		19,355		19,355
LAW CITY-WIDE 31	1.81	1.810000	19,248		19,248		19,248
HUMAN RESOURCES 33	1.82	1.820000	19,355		19,355	6,357	25,712
PROCUREMENT SVCS 35	1.82	1.820000	19,355		19,355	6,357	25,712
AIS-INFORMATION TECH	1.82	1.820000	19,355		19,355	6,357	25,712
BUILDINGS 67	0.18	0.180000	1,914		1,914	629	2,543
STREETS & SANITATION 81	0.55	0.550000	5,849		5,849	1,921	7,770
CS SUPPORT TO TRANSP	0.18	0.180000	1,914		1,914	629	2,543
EMERG MNGMT & COMM 58	2.73	2.730000	29,032		29,032	9,536	38,568
COPA 60	5.45	5.450000	57,958		57,958	19,038	76,996
POLICE DEPT 57	48.18	48.180000	512,369		512,369	168,305	680,674
FIRE DEPT 59	7.46	7.460000	79,333		79,333	26,059	105,392
ADMIN HEARINGS 30	1.82	1.820000	19,355		19,355	6,357	25,712
HEALTH 41	0.18	0.180000	1,914		1,914	629	2,543
ANIMAL CARE CNTRL 73	1.82	1.820000	19,355		19,355	6,357	25,712
LIQ LICENSE APPEAL COM 77	1.82	1.820000	19,355		19,355	6,357	25,712
MIDWAY OPERTNS FD 610	1.09	1.090000	11,592		11,592	3,807	15,399
O'HARE OPERTNS FD 740	4.18	4.180000	44,452	5,899	50,351	14,601	64,953
WATER FUND 200	1.64	1.640000	17,441		17,441	5,729	23,169
MUNI HOTEL OPER 355 DCASE	0.36	0.360000	3,828		3,828	1,258	5,086
FAMILY SUPTSVC 50	1.82	1.820000	19,355		19,355	6,357	25,712
BUSINESS CONS 70	0.18	0.180000	1,914		1,914	629	2,543
PLANNING & DEV 54	0.36	0.360000	3,828		3,828	1,258	5,086
ALL OTHER OR UNALLOCATED	1.82	1.820000	19,355		19,355	6,357	25,712
Schedule .4 Total for CORP CNSL (4005)	100.00	100.000000	1,063,447	5,899	1,069,346	304,886	1,374,233
Direct Billed				(5,899)	(5,899)		(5,899)
Schedule .3 Total for CORP CNSL (4005)	100.00	100.000000		0	1,063,447	304,886	1,368,334

Allocation Basis: ALLOCATED SALARIES BY BENEFITING DEPARTMENT
Allocation Source: TIME ALLOCATIONS FOR THE PERIOD OF 1/1/2020-12/31/2020

CITY OF CHICAGO, ILLINOIS
Full Cost Allocation Plan
Schedule .4 - Detail Activity Allocations
For Department LAW CITY-WIDE 31

Activity - APPEALS (3007)

Receiving Department	Allocation Units	Allocation Pct	Gross Allocation	Direct Billed	Allocation Step 1	Allocation Step 2	Total
MAYOR 01	1.81	1.810000	23,446		23,446		23,446
INSPECTOR GENERAL 03	1.80	1.800000	23,316		23,316		23,316
BUDGET & MANAGEMNT 05	1.81	1.810000	23,446		23,446		23,446
CITY COUNCIL/COMM 15	1.80	1.800000	23,316		23,316		23,316
FINANCE-CITYWIDE 27	1.81	1.810000	23,446		23,446		23,446
TREASURER 28	1.80	1.800000	23,316		23,316		23,316
LAW CITY-WIDE 31	1.81	1.810000	23,446		23,446		23,446
HUMAN RESOURCES 33	1.81	1.810000	23,446		23,446	7,695	31,140
PROCUREMENT SVCS 35	1.80	1.800000	23,316		23,316	7,652	30,968
AIS-INFORMATION TECH	1.80	1.800000	23,316		23,316	7,652	30,968
BUILDINGS 67	1.68	1.680000	21,762		21,762	7,142	28,904
STREETS & SANITATION 81	2.37	2.370000	30,700		30,700	10,075	40,775
CS SUPPORT TO TRANSP	0.37	0.370000	4,793		4,793	1,573	6,366
EMERG MNGMT & COMM 58	0.79	0.790000	10,233		10,233	3,358	13,592
COPA 60	4.32	4.320000	55,959		55,959	18,365	74,324
POLICE DEPT 57	46.79	46.790000	606,092		606,092	198,915	805,006
FIRE DEPT 59	0.26	0.260000	3,368		3,368	1,105	4,473
ADMIN HEARINGS 30	1.80	1.800000	23,316		23,316	7,652	30,968
ANIMAL CARE CNTRL 73	1.81	1.810000	23,446		23,446	7,695	31,140
LIQ LICENSE APPEAL COM 77	1.80	1.800000	23,316		23,316	7,652	30,968
MIDWAY OPERTNS FD 610	0.63	0.630000	8,161		8,161	2,678	10,839
O'HARE OPERTNS FD 740	3.58	3.580000	46,373	(93,782)	(47,409)	15,219	(32,190)
WATER FUND 200	1.63	1.630000	21,114		21,114	6,929	28,044
VEHICLE TAX FUND 300	1.00	1.000000	12,953		12,953	4,251	17,205
MUNI HOTEL OPER 355 DCASE	1.84	1.840000	23,834		23,834	7,822	31,656
FAMILY SUPTSVC 50	1.80	1.800000	23,316		23,316	7,652	30,968
BUSINESS CONS 70	4.00	4.000000	51,814		51,814	17,005	68,819
PLANNING & DEV 54	5.48	5.480000	70,985		70,985	23,297	94,281
Schedule .4 Total for APPEALS (3007)	100.00	100.000000	1,295,343	(93,782)	1,201,561	371,385	1,572,946
Direct Billed				93,782	93,782		93,782
Schedule .3 Total for APPEALS (3007)	100.00	100.000000		0	1,295,343	371,385	1,666,728

Allocation Basis: % OF APPEALS RELATED TIME PER ENTERPRISE FUND
Allocation Source: TIME ALLOCATIONS FOR THE PERIOD OF 1/1/2020-12/31/2020

MAXCAP 2022 MAXIMUS Consulting Services, Inc.

CITY OF CHICAGO, ILLINOIS
Full Cost Allocation Plan
Schedule .4 - Detail Activity Allocations
For Department LAW CITY-WIDE 31

Activity - BLDG & LIC ENF (3011)

Receiving Department	Allocation Units	Allocation Pct	Gross Allocation	Direct Billed	Allocation Step 1	Allocation Step 2	Total
MAYOR 01	0.09	0.090000	4,756		4,756		4,756
INSPECTOR GENERAL 03	0.10	0.100000	5,284		5,284		5,284
BUDGET & MANAGEMNT 05	0.09	0.090000	4,756		4,756		4,756
CITY COUNCIL/COMM 15	0.10	0.100000	5,284		5,284		5,284
FINANCE-CITYWIDE 27	0.09	0.090000	4,756		4,756		4,756
TREASURER 28	0.10	0.100000	5,284		5,284		5,284
LAW CITY-WIDE 31	0.09	0.090000	4,756		4,756		4,756
HUMAN RESOURCES 33	0.10	0.100000	5,284		5,284	1,525	6,809
PROCUREMENT SVCS 35	0.10	0.100000	5,284		5,284	1,525	6,809
AIS-INFORMATION TECH	0.10	0.100000	5,284		5,284	1,525	6,809
BUILDINGS 67	28.67	28.670000	1,514,909		1,514,909	437,244	1,952,154
STREETS & SANITATION 81	0.56	0.560000	29,590		29,590	8,540	38,131
CS SUPPORT TO TRANSP	0.41	0.410000	21,664		21,664	6,253	27,917
POLICE DEPT 57	6.59	6.590000	348,213		348,213	100,504	448,716
FIRE DEPT 59	3.72	3.720000	196,563		196,563	56,733	253,296
ADMIN HEARINGS 30	0.10	0.100000	5,284		5,284	1,525	6,809
HEALTH 41	1.87	1.870000	98,810		98,810	28,519	127,329
ANIMAL CARE CNTRL 73	0.10	0.100000	5,284		5,284	1,525	6,809
LIQ LICENSE APPEAL COM 77	0.10	0.100000	5,284		5,284	1,525	6,809
WATER FUND 200	0.19	0.190000	10,039		10,039	2,898	12,937
CDBG FUNDS	33.28	33.280000	1,758,500	(1,825,503)	(67,003)	507,552	440,549
MUNI HOTEL OPER 355 DCASE	2.11	2.110000	111,491		111,491	32,179	143,671
FAMILY SUPTSVC 50	0.10	0.100000	5,284		5,284	1,525	6,809
BUSINESS CONS 70	15.22	15.220000	804,218		804,218	232,119	1,036,337
PLANNING & DEV 54	6.02	6.020000	318,094		318,094	91,811	409,905
Schedule .4 Total for BLDG & LIC ENF (3011)	100.00	100.000000	5,283,953	(1,825,503)	3,458,450	1,515,028	4,973,478
Direct Billed				1,825,503	1,825,503		1,825,503
Schedule .3 Total for BLDG & LIC ENF (3011)	100.00	100.000000		0	5,283,953	1,515,028	6,798,981

Allocation Basis: % OF BLDG & LIC ENF RELATED TIME PER ENTERPRISE FUND
Allocation Source: TIME ALLOCATIONS FOR THE PERIOD OF 1/1/2020-12/31/2020

CITY OF CHICAGO, ILLINOIS
Full Cost Allocation Plan
Schedule .4 - Detail Activity Allocations
For Department LAW CITY-WIDE 31

Activity - CONSTIT/COMM LIT (3014)

Receiving Department	Allocation Units	Allocation Pct	Gross Allocation	Direct Billed	Allocation Step 1	Allocation Step 2	Total
MAYOR 01	2.76	2.760000	44,710		44,710		44,710
INSPECTOR GENERAL 03	2.76	2.760000	44,710		44,710		44,710
BUDGET & MANAGEMNT 05	2.76	2.760000	44,710		44,710		44,710
CITY CLERK 25	0.23	0.230000	3,726		3,726		3,726
CITY COUNCIL/COMM 15	2.76	2.760000	44,710		44,710		44,710
FINANCE-CITYWIDE 27	2.76	2.760000	44,710		44,710		44,710
TREASURER 28	2.76	2.760000	44,710		44,710		44,710
LAW CITY-WIDE 31	2.76	2.760000	44,710		44,710		44,710
HUMAN RESOURCES 33	2.76	2.760000	44,710		44,710	15,934	60,643
PROCUREMENT SVCS 35	2.76	2.760000	44,710		44,710	15,934	60,643
AIS-COMM & FIN&ADMIN	0.23	0.230000	3,726		3,726	1,328	5,054
AIS-INFORMATION TECH	2.76	2.760000	44,710		44,710	15,934	60,643
BUILDINGS 67	2.04	2.040000	33,046		33,046	11,777	44,823
STREETS & SANITATION 81	7.50	7.500000	121,494		121,494	43,298	164,792
CS SUPPORT TO TRANSP	2.04	2.040000	33,046		33,046	11,777	44,823
POLICE DEPT 57	9.54	9.540000	154,540		154,540	55,076	209,616
FIRE DEPT 59	0.23	0.230000	3,726		3,726	1,328	5,054
ADMIN HEARINGS 30	2.76	2.760000	44,710		44,710	15,934	60,643
HEALTH 41	7.73	7.730000	125,219		125,219	44,626	169,846
ANIMAL CARE CNTRL 73	2.76	2.760000	44,710		44,710	15,934	60,643
LIQ LICENSE APPEAL COM 77	2.76	2.760000	44,710		44,710	15,934	60,643
WATER FUND 200	4.77	4.770000	77,270		77,270	27,538	104,808
SEWER FUND 314	0.23	0.230000	3,726		3,726	1,328	5,054
CHI PUBLIC LIBRARY 91/346	0.45	0.450000	7,290		7,290	2,598	9,887
VEHICLE TAX FUND 300	2.96	2.960000	47,949		47,949	17,088	65,038
MUNI HOTEL OPER 355 DCASE	2.27	2.270000	36,772		36,772	13,105	49,877
TIF ADMIN FUND 0B21	0.23	0.230000	3,726		3,726	1,328	5,054
FAMILY SUPTSVC 50	2.76	2.760000	44,710		44,710	15,934	60,643
BUSINESS CONS 70	4.09	4.090000	66,255		66,255	23,612	89,867
PLANNING & DEV 54	15.91	15.910000	257,729		257,729	91,852	349,581
ALL OTHER OR UNALLOCATED	0.91	0.910000	14,741		14,741	5,253	19,995
Schedule .4 Total for CONSTIT/COMM LIT (3014)	100.00	100.000000	1,619,916		1,619,916	464,448	2,084,364

Allocation Basis: % OF CONSTIT/COMM POL RELATED TIME PER ENTERPRISE FUND
Allocation Source: TIME ALLOCATIONS FOR THE PERIOD OF 1/1/2020-12/31/2020

CITY OF CHICAGO, ILLINOIS
Full Cost Allocation Plan
Schedule .4 - Detail Activity Allocations
For Department LAW CITY-WIDE 31

Activity - TORTS (3019)

Receiving Department	Allocation Units	Allocation Pct	Gross Allocation	Direct Billed	Allocation Step 1	Allocation Step 2	Total
MAYOR 01	0.02	0.020000	814		814		814
INSPECTOR GENERAL 03	0.02	0.020000	814		814		814
BUDGET & MANAGEMNT 05	0.02	0.020000	814		814		814
CITY CLERK 25	0.07	0.070000	2,848		2,848		2,848
CITY COUNCIL/COMM 15	0.02	0.020000	814		814		814
FINANCE-CITYWIDE 27	0.02	0.020000	814		814		814
TREASURER 28	0.02	0.020000	814		814		814
LAW CITY-WIDE 31	0.02	0.020000	814		814		814
HUMAN RESOURCES 33	0.02	0.020000	814		814	234	1,047
PROCUREMENT SVCS 35	0.02	0.020000	814		814	234	1,047
AIS-COMM & FIN&ADMIN	2.72	2.720000	110,670		110,670	31,797	142,467
AIS-INFORMATION TECH	0.02	0.020000	814		814	234	1,047
BUILDINGS 67	1.76	1.760000	71,610		71,610	20,574	92,184
STREETS & SANITATION 81	12.31	12.310000	500,864		500,864	143,903	644,767
CS SUPPORT TO TRANSP	34.26	34.260000	1,393,956		1,393,956	400,500	1,794,456
EMERG MNGMT & COMM 58	0.86	0.860000	34,991		34,991	10,053	45,045
POLICE DEPT 57	26.28	26.280000	1,069,269		1,069,269	307,212	1,376,481
FIRE DEPT 59	5.62	5.620000	228,664		228,664	65,698	294,362
ADMIN HEARINGS 30	0.02	0.020000	814		814	234	1,047
HEALTH 41	1.00	1.000000	40,688		40,688	11,690	52,377
ANIMAL CARE CNTRL 73	0.02	0.020000	814		814	234	1,047
LIQ LICENSE APPEAL COM 77	0.02	0.020000	814		814	234	1,047
MIDWAY OPERTNS FD 610	0.27	0.270000	10,986		10,986	3,156	14,142
O'HARE OPERTNS FD 740	0.97	0.970000	39,467		39,467	11,339	50,806
WATER FUND 200	10.05	10.050000	408,910	(350,496)	58,414	117,484	175,898
SEWER FUND 314	2.86	2.860000	116,366	(543,565)	(427,199)	33,433	(393,765)
CHI PUBLIC LIBRARY 91/346	0.28	0.280000	11,392		11,392	3,273	14,666
VEHICLE TAX FUND 300	0.00	0.000000	0	(127,560)	(127,560)		(127,560)
MUNI HOTEL OPER 355 DCASE	0.28	0.280000	11,392		11,392	3,273	14,666
FAMILY SUPTSVC 50	0.02	0.020000	814		814	234	1,047
BUSINESS CONS 70	0.03	0.030000	1,221		1,221	351	1,571
PLANNING & DEV 54	0.07	0.070000	2,848		2,848	818	3,666
ALL OTHER OR UNALLOCATED	0.03	0.030000	1,221		1,221	351	1,571
Schedule .4 Total for TORTS (3019)	100.00	100.000000	4,068,754	(1,021,621)	3,047,133	1,166,542	4,213,675
Direct Billed				1,021,621	1,021,621		1,021,621
Schedule .3 Total for TORTS (3019)	100.00	100.000000		0	4,068,754	1,166,542	5,235,296

Allocation Basis: % OF TORTS RELATED TIME PER ENTERPRISE FUND
Allocation Source: TIME ALLOCATIONS FOR THE PERIOD OF 1/1/2020-12/31/2020

CITY OF CHICAGO, ILLINOIS
Full Cost Allocation Plan
Schedule .4 - Detail Activity Allocations
For Department LAW CITY-WIDE 31

Activity - EMP LIT (3022)

Receiving Department	Allocation Units	Allocation Pct	Gross Allocation	Direct Billed	Allocation Step 1	Allocation Step 2	Total
MAYOR 01	1.18	1.180000	20,551		20,551		20,551
INSPECTOR GENERAL 03	1.19	1.190000	20,725		20,725		20,725
BUDGET & MANAGEMNT 05	1.18	1.180000	20,551		20,551		20,551
CITY COUNCIL/COMM 15	1.19	1.190000	20,725		20,725		20,725
FINANCE-CITYWIDE 27	1.18	1.180000	20,551		20,551		20,551
TREASURER 28	1.19	1.190000	20,725		20,725		20,725
LAW CITY-WIDE 31	1.18	1.180000	20,551		20,551		20,551
HUMAN RESOURCES 33	1.19	1.190000	20,725		20,725	6,479	27,204
PROCUREMENT SVCS 35	1.19	1.190000	20,725		20,725	6,479	27,204
AIS-COMM & FIN&ADMIN	0.96	0.960000	16,719		16,719	5,227	21,946
AIS-INFORMATION TECH	1.19	1.190000	20,725		20,725	6,479	27,204
BUILDINGS 67	0.15	0.150000	2,612		2,612	817	3,429
STREETS & SANITATION 81	0.42	0.420000	7,315		7,315	2,287	9,601
CS SUPPORT TO TRANSP	0.42	0.420000	7,315		7,315	2,287	9,601
EMERG MNGMT & COMM 58	0.35	0.350000	6,095		6,095	1,905	8,001
COPA 60	6.15	6.150000	107,107		107,107	33,484	140,591
POLICE DEPT 57	33.62	33.620000	585,519		585,519	183,049	768,568
FIRE DEPT 59	8.62	8.620000	150,124		150,124	46,932	197,056
ADMIN HEARINGS 30	1.19	1.190000	20,725		20,725	6,479	27,204
ANIMAL CARE CNTRL 73	1.19	1.190000	20,725		20,725	6,479	27,204
LIQ LICENSE APPEAL COM 77	1.19	1.190000	20,725		20,725	6,479	27,204
MIDWAY OPERTNS FD 610	0.31	0.310000	5,399		5,399	1,688	7,087
O'HARE OPERTNS FD 740	7.69	7.690000	133,927	(201,492)	(67,565)	41,869	(25,696)
WATER FUND 200	10.15	10.150000	176,770	(74,216)	102,554	55,263	157,817
SEWER FUND 314	0.69	0.690000	12,017		12,017	3,757	15,774
FAMILY SUPTSVC 50	1.19	1.190000	20,725		20,725	6,479	27,204
BUSINESS CONS 70	13.85	13.850000	241,209		241,209	75,408	316,616
Schedule .4 Total for EMP LIT (3022)	100.00	100.000000	1,741,578	(275,708)	1,465,870	499,325	1,965,195
Direct Billed				275,708	275,708		275,708
Schedule .3 Total for EMP LIT (3022)	100.00	100.000000		0	1,741,578	499,325	2,240,903

Allocation Basis: % OF EMP LIT RELATED TIME PER ENTERPRISE FUND
Allocation Source: TIME ALLOCATIONS FOR THE PERIOD OF 1/1/2020-12/31/2020

CITY OF CHICAGO, ILLINOIS
Full Cost Allocation Plan
Schedule .4 - Detail Activity Allocations
For Department LAW CITY-WIDE 31

Activity - LABOR (3028)

Receiving Department	Allocation Units	Allocation Pct	Gross Allocation	Direct Billed	Allocation Step 1	Allocation Step 2	Total
MAYOR 01	0.53	0.530000	13,589		13,589		13,589
INSPECTOR GENERAL 03	0.54	0.540000	13,846		13,846		13,846
BUDGET & MANAGEMNT 05	0.53	0.530000	13,589		13,589		13,589
CITY CLERK 25	0.57	0.570000	14,615		14,615		14,615
CITY COUNCIL/COMM 15	0.54	0.540000	13,846		13,846		13,846
FINANCE-CITYWIDE 27	0.53	0.530000	13,589		13,589		13,589
TREASURER 28	0.54	0.540000	13,846		13,846		13,846
LAW CITY-WIDE 31	0.53	0.530000	13,589		13,589		13,589
HUMAN RESOURCES 33	0.53	0.530000	13,589		13,589	4,072	17,661
PROCUREMENT SVCS 35	0.54	0.540000	13,846		13,846	4,148	17,994
AIS-COMM & FIN&ADMIN	3.54	3.540000	90,767		90,767	27,195	117,962
AIS-INFORMATION TECH	0.54	0.540000	13,846		13,846	4,148	17,994
BUILDINGS 67	1.09	1.090000	27,948		27,948	8,374	36,322
STREETS & SANITATION 81	7.30	7.300000	187,175		187,175	56,081	243,255
CS SUPPORT TO TRANSP	5.95	5.950000	152,560		152,560	45,710	198,270
EMERG MNGMT & COMM 58	5.22	5.220000	133,843		133,843	40,102	173,944
COPA 60	0.60	0.600000	15,384		15,384	4,609	19,994
POLICE DEPT 57	35.07	35.070000	899,207		899,207	269,420	1,168,627
FIRE DEPT 59	6.42	6.420000	164,611		164,611	49,320	213,931
ADMIN HEARINGS 30	0.54	0.540000	13,846		13,846	4,148	17,994
HEALTH 41	3.97	3.970000	101,792		101,792	30,499	132,291
ANIMAL CARE CNTRL 73	0.54	0.540000	13,846		13,846	4,148	17,994
LIQ LICENSE APPEAL COM 77	0.54	0.540000	13,846		13,846	4,148	17,994
MIDWAY OPERTNS FD 610	0.88	0.880000	22,563		22,563	6,760	29,324
O'HARE OPERTNS FD 740	7.26	7.260000	186,149	(417,972)	(231,823)	55,773	(176,050)
WATER FUND 200	7.62	7.620000	195,380	(286,299)	(90,919)	58,539	(32,380)
CHI PUBLIC LIBRARY 91/346	2.54	2.540000	65,126		65,126	19,513	84,639
MUNI HOTEL OPER 355 DCASE	0.16	0.160000	4,102		4,102	1,229	5,332
FAMILY SUPTSVC 50	0.54	0.540000	13,846		13,846	4,148	17,994
BUSINESS CONS 70	1.72	1.720000	44,101		44,101	13,214	57,315
PLANNING & DEV 54	2.58	2.580000	66,152		66,152	19,820	85,972
Schedule .4 Total for LABOR (3028)	100.00	100.000000	2,564,035	(704,271)	1,859,764	735,119	2,594,883
Direct Billed				704,271	704,271		704,271
Schedule .3 Total for LABOR (3028)	100.00	100.000000		0	2,564,035	735,119	3,299,154

Allocation Basis: % OF LABOR RELATED TIME BY BENEFITING DEPARTMENT
Allocation Source: TIME ALLOCATIONS FOR THE PERIOD OF 1/1/2020-12/31/2020

CITY OF CHICAGO, ILLINOIS
Full Cost Allocation Plan
Schedule .4 - Detail Activity Allocations
For Department LAW CITY-WIDE 31

Activity - LEGAL COUNSEL (3031)

Receiving Department	Allocation Units	Allocation Pct	Gross Allocation	Direct Billed	Allocation Step 1	Allocation Step 2	Total
MAYOR 01	2.41	2.410000	19,138		19,138		19,138
INSPECTOR GENERAL 03	2.42	2.420000	19,218		19,218		19,218
BUDGET & MANAGEMNT 05	2.41	2.410000	19,138		19,138		19,138
CITY CLERK 25	4.50	4.500000	35,735		35,735		35,735
CITY COUNCIL/COMM 15	2.42	2.420000	19,218		19,218		19,218
FINANCE-CITYWIDE 27	2.41	2.410000	19,138		19,138		19,138
TREASURER 28	2.42	2.420000	19,218		19,218		19,218
LAW CITY-WIDE 31	2.41	2.410000	19,138		19,138		19,138
HUMAN RESOURCES 33	2.41	2.410000	19,138		19,138	6,981	26,119
PROCUREMENT SVCS 35	2.42	2.420000	19,218		19,218	7,010	26,227
AIS-COMM & FIN&ADMIN	1.25	1.250000	9,926		9,926	3,621	13,547
AIS-INFORMATION TECH	2.42	2.420000	19,218		19,218	7,010	26,227
BUILDINGS 67	4.08	4.080000	32,400		32,400	11,818	44,218
STREETS & SANITATION 81	1.92	1.920000	15,247		15,247	5,561	20,808
CS SUPPORT TO TRANSP	5.08	5.080000	40,341		40,341	14,714	55,055
EMERG MNGMT & COMM 58	1.83	1.830000	14,532		14,532	5,301	19,833
POLICE DEPT 57	4.67	4.670000	37,085		37,085	13,527	50,612
FIRE DEPT 59	1.25	1.250000	9,926		9,926	3,621	13,547
ADMIN HEARINGS 30	2.42	2.420000	19,218		19,218	7,010	26,227
HEALTH 41	11.58	11.580000	91,958		91,958	33,542	125,501
ANIMAL CARE CNTRL 73	2.42	2.420000	19,218		19,218	7,010	26,227
LIQ LICENSE APPEAL COM 77	2.42	2.420000	19,218		19,218	7,010	26,227
MIDWAY OPERTNS FD 610	0.59	0.590000	4,685		4,685	1,709	6,394
O'HARE OPERTNS FD 740	0.58	0.580000	4,606		4,606	1,680	6,286
WATER FUND 200	1.50	1.500000	11,912		11,912	4,345	16,256
SEWER FUND 314	0.08	0.080000	635		635	232	867
CHI PUBLIC LIBRARY 91/346	0.58	0.580000	4,606		4,606	1,680	6,286
VEHICLE TAX FUND 300	2.08	2.080000	16,517		16,517	6,025	22,542
MUNI HOTEL OPER 355 DCASE	1.75	1.750000	13,897		13,897	5,069	18,966
TIF ADMIN FUND 0B21	1.42	1.420000	11,276		11,276	4,113	15,389
FAMILY SUPTSVC 50	2.42	2.420000	19,218		19,218	7,010	26,227
BUSINESS CONS 70	13.09	13.090000	103,950		103,950	37,918	141,868
PLANNING & DEV 54	5.00	5.000000	39,706		39,706	14,483	54,188
ALL OTHER OR UNALLOCATED	3.34	3.340000	26,523		26,523	9,674	36,198
Schedule .4 Total for LEGAL COUNSEL (3031)	100.00	100.000000	794,114		794,114	227,670	1,021,783

Allocation Basis: % OF LEGAL COUNSEL RELATED TIME PER ENTERPRISE FUND
Allocation Source: TIME ALLOCATIONS FOR THE PERIOD OF 1/1/2020-12/31/2020

MAXCAP 2022 MAXIMUS Consulting Services, Inc.

CITY OF CHICAGO, ILLINOIS
Full Cost Allocation Plan
Schedule .4 - Detail Activity Allocations
For Department LAW CITY-WIDE 31

Activity - AVIA/ENVIR (3038)

Receiving Department	Allocation Units	Allocation Pct	Gross Allocation	Direct Billed	Allocation Step 1	Allocation Step 2	Total
MAYOR 01	1.56	1.560000	39,993		39,993		39,993
INSPECTOR GENERAL 03	1.57	1.570000	40,249		40,249		40,249
BUDGET & MANAGEMNT 05	1.57	1.570000	40,249		40,249		40,249
CITY CLERK 25	0.24	0.240000	6,153		6,153		6,153
CITY COUNCIL/COMM 15	1.57	1.570000	40,249		40,249		40,249
FINANCE-CITYWIDE 27	1.56	1.560000	39,993		39,993		39,993
TREASURER 28	1.57	1.570000	40,249		40,249		40,249
LAW CITY-WIDE 31	1.57	1.570000	40,249		40,249		40,249
HUMAN RESOURCES 33	1.56	1.560000	39,993		39,993	12,914	52,907
PROCUREMENT SVCS 35	1.57	1.570000	40,249		40,249	12,997	53,246
AIS-COMM & FIN&ADMIN	4.68	4.680000	119,979		119,979	38,742	158,721
AIS-INFORMATION TECH	1.57	1.570000	40,249		40,249	12,997	53,246
BUILDINGS 67	0.43	0.430000	11,024		11,024	3,560	14,583
STREETS & SANITATION 81	0.46	0.460000	11,793		11,793	3,808	15,601
CS SUPPORT TO TRANSP	5.38	5.380000	137,924		137,924	44,537	182,461
EMERG MNGMT & COMM 58	0.68	0.680000	17,433		17,433	5,629	23,062
POLICE DEPT 57	0.76	0.760000	19,484		19,484	6,291	25,775
FIRE DEPT 59	1.22	1.220000	31,276		31,276	10,100	41,376
ADMIN HEARINGS 30	1.57	1.570000	40,249		40,249	12,997	53,246
HEALTH 41	23.86	23.860000	611,686		611,686	197,522	809,209
ANIMAL CARE CNTRL 73	1.57	1.570000	40,249		40,249	12,997	53,246
LIQ LICENSE APPEAL COM 77	1.57	1.570000	40,249		40,249	12,997	53,246
MIDWAY OPERTNS FD 610	9.05	9.050000	232,010	(177,969)	54,041	74,919	128,960
O'HARE OPERTNS FD 740	22.43	22.430000	575,026	(992,730)	(417,704)	185,683	(232,021)
WATER FUND 200	3.65	3.650000	93,573		93,573	30,216	123,789
SEWER FUND 314	0.54	0.540000	13,844		13,844	4,470	18,314
CHI PUBLIC LIBRARY 91/346	0.13	0.130000	3,333		3,333	1,076	4,409
VEHICLE TAX FUND 300	0.16	0.160000	4,102		4,102	1,324	5,426
MUNI HOTEL OPER 355 DCASE	1.89	1.890000	48,453		48,453	15,646	64,099
TIF ADMIN FUND 0B21	0.78	0.780000	19,996		19,996	6,457	26,453
FAMILY SUPTSVC 50	1.57	1.570000	40,249		40,249	12,997	53,246
BUSINESS CONS 70	0.49	0.490000	12,562		12,562	4,056	16,618
PLANNING & DEV 54	1.22	1.220000	31,276		31,276	10,100	41,376
Schedule .4 Total for AVIA/ENVIR (3038)	100.00	100.000000	2,563,647	(1,170,699)	1,392,948	735,032	2,127,980
Direct Billed				1,170,699	1,170,699		1,170,699
Schedule .3 Total for AVIA/ENVIR (3038)	100.00	100.000000		0	2,563,647	735,032	3,298,679

Allocation Basis: % OF AVIA/ENVIR RELATED TIME BY BENEFITING DEPARTMENT
Allocation Source: TIME ALLOCATIONS FOR THE PERIOD OF 1/1/2020-12/31/2020

CITY OF CHICAGO, ILLINOIS
Full Cost Allocation Plan
Schedule .4 - Detail Activity Allocations
For Department LAW CITY-WIDE 31

Activity - INVESTIG/PROSEC (3039)

Receiving Department	Allocation Units	Allocation Pct	Gross Allocation	Direct Billed	Allocation Step 1	Allocation Step 2	Total
MAYOR 01	0.79	0.790000	21,600		21,600		21,600
INSPECTOR GENERAL 03	0.78	0.780000	21,327		21,327		21,327
BUDGET & MANAGEMNT 05	0.79	0.790000	21,600		21,600		21,600
CITY COUNCIL/COMM 15	0.78	0.780000	21,327		21,327		21,327
FINANCE-CITYWIDE 27	0.79	0.790000	21,600		21,600		21,600
TREASURER 28	0.78	0.780000	21,327		21,327		21,327
LAW CITY-WIDE 31	0.79	0.790000	21,600		21,600		21,600
HUMAN RESOURCES 33	0.78	0.780000	21,327		21,327	6,470	27,797
PROCUREMENT SVCS 35	0.78	0.780000	21,327		21,327	6,470	27,797
AIS-COMM & FIN&ADMIN	0.05	0.050000	1,367		1,367	415	1,782
AIS-INFORMATION TECH	0.78	0.780000	21,327		21,327	6,470	27,797
BUILDINGS 67	10.04	10.040000	274,514		274,514	83,286	357,800
STREETS & SANITATION 81	8.54	8.540000	233,501		233,501	70,843	304,344
CS SUPPORT TO TRANSP	3.86	3.860000	105,540		105,540	32,020	137,561
EMERG MNGMT & COMM 58	0.39	0.390000	10,663		10,663	3,235	13,899
COPA 60	0.23	0.230000	6,289		6,289	1,908	8,197
POLICE DEPT 57	47.68	47.680000	1,303,670		1,303,670	395,527	1,699,197
FIRE DEPT 59	0.11	0.110000	3,008		3,008	912	3,920
ADMIN HEARINGS 30	0.78	0.780000	21,327		21,327	6,470	27,797
HEALTH 41	2.25	2.250000	61,520		61,520	18,665	80,184
ANIMAL CARE CNTRL 73	0.78	0.780000	21,327		21,327	6,470	27,797
LIQ LICENSE APPEAL COM 77	0.78	0.780000	21,327		21,327	6,470	27,797
O'HARE OPERTNS FD 740	0.05	0.050000	1,367		1,367	415	1,782
WATER FUND 200	0.80	0.800000	21,874	(313,692)	(291,818)	6,636	(285,182)
CDBG FUNDS	0.39	0.390000	10,663		10,663	3,235	13,899
VEHICLE TAX FUND 300	13.11	13.110000	358,454	(1,188,949)	(830,495)	108,753	(721,742)
MUNI HOTEL OPER 355 DCASE	0.05	0.050000	1,367		1,367	415	1,782
FAMILY SUPTSVC 50	0.78	0.780000	21,327		21,327	6,470	27,797
BUSINESS CONS 70	1.00	1.000000	27,342		27,342	8,295	35,637
PLANNING & DEV 54	0.49	0.490000	13,398		13,398	4,065	17,462
Schedule .4 Total for INVESTIG/PROSEC (3039)	100.00	100.000000	2,734,205	(1,502,641)	1,231,564	783,917	2,015,481
Direct Billed				1,502,641	1,502,641		1,502,641
Schedule .3 Total for INVESTIG/PROSEC (3039)	100.00	100.000000		0	2,734,205	783,917	3,518,122

Allocation Basis: % OF MUNI PROS RELATED TIME PER ENTERPRISE FUND
Allocation Source: TIME ALLOCATIONS FOR THE PERIOD OF 1/1/2020-12/31/2020

CITY OF CHICAGO, ILLINOIS
Full Cost Allocation Plan
Schedule .4 - Detail Activity Allocations
For Department LAW CITY-WIDE 31

Activity - REVENUE LIT (3046)

Receiving Department	Allocation Units	Allocation Pct	Gross Allocation	Direct Billed	Allocation Step 1	Allocation Step 2	Total
MAYOR 01	7.04	7.040000	74,777		74,777		74,777
INSPECTOR GENERAL 03	7.05	7.050000	74,884		74,884		74,884
BUDGET & MANAGEMNT 05	7.04	7.040000	74,777		74,777		74,777
CITY COUNCIL/COMM 15	7.05	7.050000	74,883		74,883		74,883
FINANCE-CITYWIDE 27	7.04	7.040000	74,777		74,777		74,777
TREASURER 28	7.05	7.050000	74,883		74,883		74,883
LAW CITY-WIDE 31	7.04	7.040000	74,777		74,777		74,777
HUMAN RESOURCES 33	7.05	7.050000	74,883		74,883	42,356	117,239
PROCUREMENT SVCS 35	7.05	7.050000	74,883		74,883	42,355	117,239
AIS-INFORMATION TECH	7.05	7.050000	74,883		74,883	42,355	117,239
ADMIN HEARINGS 30	7.05	7.050000	74,883		74,883	42,355	117,239
ANIMAL CARE CNTRL 73	7.05	7.050000	74,883		74,883	42,355	117,239
LIQ LICENSE APPEAL COM 77	7.05	7.050000	74,883		74,883	42,355	117,239
FAMILY SUPTSVC 50	7.05	7.050000	74,883		74,883	42,355	117,239
BUSINESS CONS 70	0.67	0.670000	7,117		7,117	4,025	11,142
PLANNING & DEV 54	0.67	0.670000	7,117		7,117	4,025	11,142
Schedule .4 Total for REVENUE LIT (3046)	100.00	100.000000	1,062,173		1,062,173	304,538	1,366,711

Allocation Basis: % OF REVENUE LIT RELATED TIME PER ENTERPRISE FUND
Allocation Source: TIME ALLOCATIONS FOR THE PERIOD OF 1/1/2020-12/31/2020

MAXCAP 2022 MAXIMUS Consulting Services, Inc.

CITY OF CHICAGO, ILLINOIS
Full Cost Allocation Plan
Schedule .4 - Detail Activity Allocations
For Department LAW CITY-WIDE 31

Activity - FIN/ECON DEV (3144)

Receiving Department	Allocation Units	Allocation Pct	Gross Allocation	Direct Billed	Allocation Step 1	Allocation Step 2	Total
MAYOR 01	1.32	1.320000	31,494		31,494		31,494
INSPECTOR GENERAL 03	1.31	1.310000	31,256		31,256		31,256
BUDGET & MANAGEMNT 05	1.32	1.320000	31,494		31,494		31,494
CITY COUNCIL/COMM 15	1.31	1.310000	31,256		31,256		31,256
FINANCE-CITYWIDE 27	1.32	1.320000	31,494		31,494		31,494
TREASURER 28	1.31	1.310000	31,256		31,256		31,256
LAW CITY-WIDE 31	1.32	1.320000	31,494		31,494		31,494
HUMAN RESOURCES 33	1.32	1.320000	31,494		31,494	9,946	41,440
PROCUREMENT SVCS 35	1.31	1.310000	31,256		31,256	9,870	41,126
AIS-COMM & FIN&ADMIN	0.39	0.390000	9,305		9,305	2,938	12,244
AIS-INFORMATION TECH	1.31	1.310000	31,256		31,256	9,870	41,126
CS SUPPORT TO TRANSP	4.00	4.000000	95,437		95,437	30,139	125,576
EMERG MNGMT & COMM 58	0.29	0.290000	6,919		6,919	2,185	9,104
POLICE DEPT 57	1.86	1.860000	44,378		44,378	14,014	58,393
FIRE DEPT 59	0.14	0.140000	3,340		3,340	1,055	4,395
ADMIN HEARINGS 30	1.31	1.310000	31,256		31,256	9,870	41,126
HEALTH 41	6.89	6.890000	164,391		164,391	51,914	216,304
ANIMAL CARE CNTRL 73	1.31	1.310000	31,256		31,256	9,870	41,126
LIQ LICENSE APPEAL COM 77	1.31	1.310000	31,256		31,256	9,870	41,126
MIDWAY OPERTNS FD 610	0.89	0.890000	21,235	(133,187)	(111,952)	6,706	(105,247)
O'HARE OPERTNS FD 740	2.50	2.500000	59,648		59,648	18,837	78,485
WATER FUND 200	3.54	3.540000	84,462	(126,084)	(41,622)	26,672	(14,950)
SEWER FUND 314	0.00	0.000000	0	(143,976)	(143,976)		(143,976)
CHI PUBLIC LIBRARY 91/346	0.25	0.250000	5,965		5,965	1,884	7,848
CDBG FUNDS	4.14	4.140000	98,778		98,778	31,193	129,971
MUNI HOTEL OPER 355 DCASE	1.47	1.470000	35,073		35,073	11,076	46,149
TIF ADMIN FUND 0B21	20.25	20.250000	483,151	(1,203,003)	(719,852)	152,578	(567,274)
FAMILY SUPTSVC 50	1.31	1.310000	31,256		31,256	9,870	41,126
BUSINESS CONS 70	1.25	1.250000	29,824		29,824	9,418	39,242
HOUSING 21	14.36	14.360000	342,620		342,620	108,197	450,817
PLANNING & DEV 54	19.39	19.390000	462,632		462,632	146,097	608,728
Schedule .4 Total for FIN/ECON DEV (3144)	100.00	100.000000	2,385,931	(1,606,250)	779,681	684,070	1,463,751
Direct Billed				1,606,250	1,606,250		1,606,250
Schedule .3 Total for FIN/ECON DEV (3144)	100.00	100.000000		0	2,385,931	684,070	3,070,001

Allocation Basis: % OF FIN/ECON RELATED TIME BY BENEFITING DEPARTMENT
Allocation Source: TIME ALLOCATIONS FOR THE PERIOD OF 1/1/2020-12/31/2020

CITY OF CHICAGO, ILLINOIS
Full Cost Allocation Plan
Schedule .4 - Detail Activity Allocations
For Department LAW CITY-WIDE 31

Activity - REAL ESTATE (3045)

Receiving Department	Allocation Units	Allocation Pct	Gross Allocation	Direct Billed	Allocation Step 1	Allocation Step 2	Total
AIS-COMM & FIN&ADMIN	11.79	11.790000	128,420		128,420	36,818	165,238
STREETS & SANITATION 81	0.71	0.710000	7,733		7,733	2,217	9,951
CS SUPPORT TO TRANSP	22.29	22.290000	242,789		242,789	69,608	312,397
O'HARE OPERTNS FD 740	0.07	0.070000	762		762	218	981
WATER FUND 200	2.86	2.860000	31,152		31,152	8,931	40,083
CHI PUBLIC LIBRARY 91/346	0.14	0.140000	1,525		1,525	437	1,962
MUNI HOTEL OPER 355 DCASE	3.64	3.640000	39,648		39,648	11,367	51,015
HOUSING 21	19.64	19.640000	213,925		213,925	61,332	275,257
PLANNING & DEV 54	38.86	38.860000	423,275		423,275	121,354	544,628
Schedule .4 Total for REAL ESTATE (3045)	100.00	100.000000	1,089,229		1,089,229	312,282	1,401,511

Allocation Basis: % OF REAL ESTATE RELATED TIME BY BENEFITING DEPARTMENT
Allocation Source: TIME ALLOCATIONS FOR THE PERIOD OF 1/1/2020-12/31/2020

MAXCAP 2022 MAXIMUS Consulting Services, Inc.

CITY OF CHICAGO, ILLINOIS
Full Cost Allocation Plan
Schedule .4 - Detail Activity Allocations
For Department LAW CITY-WIDE 31

Activity - COLL OWNRSP LIT (3049)

Receiving Department	Allocation Units	Allocation Pct	Gross Allocation	Direct Billed	Allocation Step 1	Allocation Step 2	Total
MAYOR 01	0.63	0.630000	18,203		18,203		18,203
INSPECTOR GENERAL 03	0.64	0.640000	18,492		18,492		18,492
BUDGET & MANAGEMNT 05	0.63	0.630000	18,203		18,203		18,203
CITY CLERK 25	2.22	2.220000	64,143		64,143		64,143
CITY COUNCIL/COMM 15	0.64	0.640000	18,492		18,492		18,492
FINANCE-CITYWIDE 27	0.63	0.630000	18,203		18,203		18,203
TREASURER 28	0.64	0.640000	18,492		18,492		18,492
LAW CITY-WIDE 31	0.63	0.630000	18,203		18,203		18,203
HUMAN RESOURCES 33	0.63	0.630000	18,203		18,203	5,591	23,794
PROCUREMENT SVCS 35	0.64	0.640000	18,492		18,492	5,680	24,172
AIS-COMM & FIN&ADMIN	0.60	0.600000	17,336		17,336	5,325	22,661
AIS-INFORMATION TECH	0.64	0.640000	18,492		18,492	5,680	24,172
BUILDINGS 67	13.96	13.960000	403,348		403,348	123,895	527,243
STREETS & SANITATION 81	4.31	4.310000	124,529		124,529	38,251	162,781
CS SUPPORT TO TRANSP	1.58	1.580000	45,651		45,651	14,022	59,674
POLICE DEPT 57	0.49	0.490000	14,158		14,158	4,349	18,506
FIRE DEPT 59	0.09	0.090000	2,600		2,600	799	3,399
ADMIN HEARINGS 30	0.64	0.640000	18,492		18,492	5,680	24,172
HEALTH 41	0.69	0.690000	19,936		19,936	6,124	26,060
ANIMAL CARE CNTRL 73	0.64	0.640000	18,492		18,492	5,680	24,172
LIQ LICENSE APPEAL COM 77	0.64	0.640000	18,492		18,492	5,680	24,172
MIDWAY OPERTNS FD 610	0.60	0.600000	17,336		17,336	5,325	22,661
O'HARE OPERTNS FD 740	1.47	1.470000	42,473	(103,092)	(60,619)	13,046	(47,573)
WATER FUND 200	4.40	4.400000	127,130	(219,660)	(92,530)	39,050	(53,480)
SEWER FUND 314	4.04	4.040000	116,728		116,728	35,855	152,583
CHI PUBLIC LIBRARY 91/346	0.04	0.040000	1,156		1,156	355	1,511
CDBG FUNDS	46.49	46.490000	1,343,243		1,343,243	412,601	1,755,843
VEHICLE TAX FUND 300	1.78	1.780000	51,430	(234,867)	(183,437)	15,797	(167,640)
MUNI HOTEL OPER 355 DCASE	0.04	0.040000	1,156		1,156	355	1,511
TIF ADMIN FUND 0B21	0.13	0.130000	3,756		3,756	1,154	4,910
FAMILY SUPTSVC 50	0.64	0.640000	18,492		18,492	5,680	24,172
BUSINESS CONS 70	2.18	2.180000	62,987		62,987	19,347	82,334
HOUSING 21	0.13	0.130000	3,756		3,756	1,154	4,910
PLANNING & DEV 54	5.18	5.180000	149,666		149,666	45,972	195,639
ALL OTHER OR UNALLOCATED	0.67	0.670000	19,358		19,358	5,946	25,305
Schedule .4 Total for COLL OWNRSP LIT (3049)	100.00	100.000000	2,889,314	(557,619)	2,331,695	828,391	3,160,086
Direct Billed				557,619	557,619		557,619
Schedule .3 Total for COLL OWNRSP LIT (3049)	100.00	100.000000		0	2,889,314	828,391	3,717,705

Allocation Basis: % OF COLL OWNRSP LIT RELATED TIME PER ENTERPRISE FUND
Allocation Source: TIME ALLOCATIONS FOR THE PERIOD OF 1/1/2020-12/31/2020

MAXCAP 2022 MAXIMUS Consulting Services, Inc.

CITY OF CHICAGO, ILLINOIS
Full Cost Allocation Plan
Schedule .4 - Detail Activity Allocations
For Department LAW CITY-WIDE 31

Activity - FED CIV RIGHTS (3125)

Receiving Department	Allocation Units	Allocation Pct	Gross Allocation	Direct Billed	Allocation Step 1	Allocation Step 2	Total
POLICE DEPT 57	100	100.000000	4,829,752		4,829,752	1,384,741	6,214,494
Schedule .4 Total for FED CIV RIGHTS (3125)	100	100.000000	4,829,752		4,829,752	1,384,741	6,214,494

Allocation Basis: EXCLUSIVE ALLOCATION TO POLICE DEPARTMENT 57
Allocation Source: EXCLUSIVE ALLOCATION

MAXCAP 2022 MAXIMUS Consulting Services, Inc.

CITY OF CHICAGO, ILLINOIS
Full Cost Allocation Plan
Schedule .5 - Allocation Summary
For Department LAW CITY-WIDE 31

Receiving Department	Total	CORP CNSL (4005)	APPEALS (3007)	BLDG & LIC ENF (3011)	CONSTIT/COMM LIT (3014)
MAYOR 01	332,424	19,355	23,446	4,756	44,710
INSPECTOR GENERAL 03	333,473	19,355	23,316	5,284	44,710
BUDGET & MANAGEMNT 05	332,574	19,248	23,446	4,756	44,710
CITY CLERK 25	127,219	0	0	0	3,726
CITY COUNCIL/COMM 15	333,473	19,355	23,316	5,284	44,710
FINANCE-CITYWIDE 27	332,424	19,355	23,446	4,756	44,710
TREASURER 28	333,473	19,355	23,316	5,284	44,710
LAW CITY-WIDE 31	332,574	19,248	23,446	4,756	44,710
HUMAN RESOURCES 33	459,512	25,712	31,140	6,809	60,643
PROCUREMENT SVCS 35	460,185	25,712	30,968	6,809	60,643
AIS-COMM & FIN&ADMIN	661,621	0	0	0	5,054
AIS-INFORMATION TECH	460,185	25,712	30,968	6,809	60,643
BUILDINGS 67	3,104,202	2,543	28,904	1,952,154	44,823
STREETS & SANITATION 81	1,662,575	7,770	40,775	38,131	164,792
CS SUPPORT TO TRANSP	2,956,699	2,543	6,366	27,917	44,823
EMERG MNGMT & COMM 58	345,047	38,568	13,592	0	0
COPA 60	320,101	76,996	74,324	0	0
POLICE DEPT 57	13,524,666	680,674	805,006	448,716	209,616
FIRE DEPT 59	1,140,202	105,392	4,473	253,296	5,054
ADMIN HEARINGS 30	460,185	25,712	30,968	6,809	60,643
HEALTH 41	1,741,643	2,543	0	127,329	169,846
ANIMAL CARE CNTRL 73	460,357	25,712	31,140	6,809	60,643
LIQ LICENSE APPEAL COM 77	460,185	25,712	30,968	6,809	60,643
MIDWAY OPERTNS FD 610	129,558	15,399	10,839	0	0
O'HARE OPERTNS FD 740	(310,237)	64,953	(32,190)	0	0
WATER FUND 200	296,808	23,169	28,044	12,937	104,808
SEWER FUND 314	(345,150)	0	0	0	5,054
CHI PUBLIC LIBRARY 91/346	131,208	0	0	0	9,887
CDBG FUNDS	2,340,262	0	0	440,549	0
VEHICLE TAX FUND 300	(906,731)	0	17,205	0	65,038
MUNI HOTEL OPER 355 DCASE	433,808	5,086	31,656	143,671	49,877
TIF ADMIN FUND 0B21	(515,468)	0	0	0	5,054
FAMILY SUPTSVC 50	460,185	25,712	30,968	6,809	60,643
BUSINESS CONS 70	1,899,909	2,543	68,819	1,036,337	89,867
HOUSING 21	730,983	0	0	0	0
PLANNING & DEV 54	2,421,655	5,086	94,281	409,905	349,581
ALL OTHER OR UNALLOCATED	108,780	25,712	0	0	19,995
Direct Bill	8,752,195	(5,899)	93,782	1,825,503	0
Total	46,302,767	1,368,334	1,666,728	6,798,981	2,084,364

CITY OF CHICAGO, ILLINOIS
Full Cost Allocation Plan
Schedule .5 - Allocation Summary
For Department LAW CITY-WIDE 31

Receiving Department	TORTS (3019)	EMP LIT (3022)	LABOR (3028)	LEGAL COUNSEL (3031)	AVIA/ENVIR (3038)
MAYOR 01	814	20,551	13,589	19,138	39,993
INSPECTOR GENERAL 03	814	20,725	13,846	19,218	40,249
BUDGET & MANAGEMNT 05	814	20,551	13,589	19,138	40,249
CITY CLERK 25	2,848	0	14,615	35,735	6,153
CITY COUNCIL/COMM 15	814	20,725	13,846	19,218	40,249
FINANCE-CITYWIDE 27	814	20,551	13,589	19,138	39,993
TREASURER 28	814	20,725	13,846	19,218	40,249
LAW CITY-WIDE 31	814	20,551	13,589	19,138	40,249
HUMAN RESOURCES 33	1,047	27,204	17,661	26,119	52,907
PROCUREMENT SVCS 35	1,047	27,204	17,994	26,227	53,246
AIS-COMM & FIN&ADMIN	142,467	21,946	117,962	13,547	158,721
AIS-INFORMATION TECH	1,047	27,204	17,994	26,227	53,246
BUILDINGS 67	92,184	3,429	36,322	44,218	14,583
STREETS & SANITATION 81	644,767	9,601	243,255	20,808	15,601
CS SUPPORT TO TRANSP	1,794,456	9,601	198,270	55,055	182,461
EMERG MNGMT & COMM 58	45,045	8,001	173,944	19,833	23,062
COPA 60	0	140,591	19,994	0	0
POLICE DEPT 57	1,376,481	768,568	1,168,627	50,612	25,775
FIRE DEPT 59	294,362	197,056	213,931	13,547	41,376
ADMIN HEARINGS 30	1,047	27,204	17,994	26,227	53,246
HEALTH 41	52,377	0	132,291	125,501	809,209
ANIMAL CARE CNTRL 73	1,047	27,204	17,994	26,227	53,246
LIQ LICENSE APPEAL COM 77	1,047	27,204	17,994	26,227	53,246
MIDWAY OPERTNS FD 610	14,142	7,087	29,324	6,394	128,960
O'HARE OPERTNS FD 740	50,806	(25,696)	(176,050)	6,286	(232,021)
WATER FUND 200	175,898	157,817	(32,380)	16,256	123,789
SEWER FUND 314	(393,765)	15,774	0	867	18,314
CHI PUBLIC LIBRARY 91/346	14,666	0	84,639	6,286	4,409
CDBG FUNDS	0	0	0	0	0
VEHICLE TAX FUND 300	(127,560)	0	0	22,542	5,426
MUNI HOTEL OPER 355 DCASE	14,666	0	5,332	18,966	64,099
TIF ADMIN FUND 0B21	0	0	0	15,389	26,453
FAMILY SUPTSVC 50	1,047	27,204	17,994	26,227	53,246
BUSINESS CONS 70	1,571	316,616	57,315	141,868	16,618
HOUSING 21	0	0	0	0	0
PLANNING & DEV 54	3,666	0	85,972	54,188	41,376
ALL OTHER OR UNALLOCATED	1,571	0	0	36,198	0
Direct Bill	1,021,621	275,708	704,271	0	1,170,699
Total	5,235,296	2,240,903	3,299,154	1,021,783	3,298,679

CITY OF CHICAGO, ILLINOIS
Full Cost Allocation Plan
Schedule .5 - Allocation Summary
For Department LAW CITY-WIDE 31

Receiving Department	INVESTIG/PROSEC (3039)	REVENUE LIT (3046)	FIN/ECON DEV (3144)	REAL ESTATE (3045)	COLL OWNRSP LIT (3049)
MAYOR 01	21,600	74,777	31,494	0	18,203
INSPECTOR GENERAL 03	21,327	74,884	31,256	0	18,492
BUDGET & MANAGEMNT 05	21,600	74,777	31,494	0	18,203
CITY CLERK 25	0	0	0	0	64,143
CITY COUNCIL/COMM 15	21,327	74,883	31,256	0	18,492
FINANCE-CITYWIDE 27	21,600	74,777	31,494	0	18,203
TREASURER 28	21,327	74,883	31,256	0	18,492
LAW CITY-WIDE 31	21,600	74,777	31,494	0	18,203
HUMAN RESOURCES 33	27,797	117,239	41,440	0	23,794
PROCUREMENT SVCS 35	27,797	117,239	41,126	0	24,172
AIS-COMM & FIN&ADMIN	1,782	0	12,244	165,238	22,661
AIS-INFORMATION TECH	27,797	117,239	41,126	0	24,172
BUILDINGS 67	357,800	0	0	0	527,243
STREETS & SANITATION 81	304,344	0	0	9,951	162,781
CS SUPPORT TO TRANSP	137,561	0	125,576	312,397	59,674
EMERG MNGMT & COMM 58	13,899	0	9,104	0	0
COPA 60	8,197	0	0	0	0
POLICE DEPT 57	1,699,197	0	58,393	0	18,506
FIRE DEPT 59	3,920	0	4,395	0	3,399
ADMIN HEARINGS 30	27,797	117,239	41,126	0	24,172
HEALTH 41	80,184	0	216,304	0	26,060
ANIMAL CARE CNTRL 73	27,797	117,239	41,126	0	24,172
LIQ LICENSE APPEAL COM 77	27,797	117,239	41,126	0	24,172
MIDWAY OPERTNS FD 610	0	0	(105,247)	0	22,661
O'HARE OPERTNS FD 740	1,782	0	78,485	981	(47,573)
WATER FUND 200	(285,182)	0	(14,950)	40,083	(53,480)
SEWER FUND 314	0	0	(143,976)	0	152,583
CHI PUBLIC LIBRARY 91/346	0	0	7,848	1,962	1,511
CDBG FUNDS	13,899	0	129,971	0	1,755,843
VEHICLE TAX FUND 300	(721,742)	0	0	0	(167,640)
MUNI HOTEL OPER 355 DCASE	1,782	0	46,149	51,015	1,511
TIF ADMIN FUND 0B21	0	0	(567,274)	0	4,910
FAMILY SUPTSVC 50	27,797	117,239	41,126	0	24,172
BUSINESS CONS 70	35,637	11,142	39,242	0	82,334
HOUSING 21	0	0	450,817	275,257	4,910
PLANNING & DEV 54	17,462	11,142	608,728	544,628	195,639
ALL OTHER OR UNALLOCATED	0	0	0	0	25,305
Direct Bill	1,502,641	0	1,606,250	0	557,619
Total	3,518,122	1,366,711	3,070,001	1,401,511	3,717,705

MAXCAP 2022 MAXIMUS Consulting Services, Inc.

CITY OF CHICAGO, ILLINOIS
Full Cost Allocation Plan
Schedule .5 - Allocation Summary
For Department LAW CITY-WIDE 31

Receiving Department	FED CIV RIGHTS (3125)
MAYOR 01	0
INSPECTOR GENERAL 03	0
BUDGET & MANAGEMNT 05	0
CITY CLERK 25	0
CITY COUNCIL/COMM 15	0
FINANCE-CITYWIDE 27	0
TREASURER 28	0
LAW CITY-WIDE 31	0
HUMAN RESOURCES 33	0
PROCUREMENT SVCS 35	0
AIS-COMM & FIN&ADMIN	0
AIS-INFORMATION TECH	0
BUILDINGS 67	0
STREETS & SANITATION 81	0
CS SUPPORT TO TRANSP	0
EMERG MNGMT & COMM 58	0
COPA 60	0
POLICE DEPT 57	6,214,494
FIRE DEPT 59	0
ADMIN HEARINGS 30	0
HEALTH 41	0
ANIMAL CARE CNTRL 73	0
LIQ LICENSE APPEAL COM 77	0
MIDWAY OPERTNS FD 610	0
O'HARE OPERTNS FD 740	0
WATER FUND 200	0
SEWER FUND 314	0
CHI PUBLIC LIBRARY 91/346	0
CDBG FUNDS	0
VEHICLE TAX FUND 300	0
MUNI HOTEL OPER 355 DCASE	0
TIF ADMIN FUND 0B21	0
FAMILY SUPTSVC 50	0
BUSINESS CONS 70	0
HOUSING 21	0
PLANNING & DEV 54	0
ALL OTHER OR UNALLOCATED	0
Direct Bill	0
Total	6,214,494

The City's Human Resources Department is responsible for the classification and compensation calculations for positions, recruitment of employees, and employee services such as examinations, affirmative action, records management, benefits administration, and staff development. Costs have been functionalized and allocated as follow:

- **Human Resources Support.** Costs have been allocated based on the number of budgeted positions by department/ organization/fund.
- **Employment Services.** Costs have been allocated based on the number of budgeted positions by department/ organization/fund, excluding the Enterprise funds of Water, O'Hare and Midway Airports.
- **Employment Services Enterprise Funds.** Employment services related costs specific to enterprise funds have been allocated based on actual salaries per enterprise fund, specifically the Water, Midway and O'Hare Airports funds. Directly charged amounts have been deducted.

CITY OF CHICAGO, ILLINOIS
Full Cost Allocation Plan
Schedule .2 - Costs To Be Allocated
For Department HUMAN RESOURCES 33

	1st Allocation	2nd Allocation	Sub-Total	Total
Expenditures Per Financial Statement:	6,100,928			6,100,928
Cost Adjustments:				
WATER FUND SAL	189,571			
MIDWAY FUND SAL	111,495			
OHARE FUND PS	295,381			
Total Departmental Cost Adjustments:	596,447			596,447
Inbound Costs:				
BUILDING DEPRECIATION	187,624		187,624	
EQUIPMENT DEPRECIATION	24,059		24,059	
EMPLOYEE BENEFITS	1,117,677	29	1,117,706	
RETIREMENT	1,638,847		1,638,847	
FINANCE GENERAL 99	409,943	361	410,304	
MAYOR 01	15,193	10,095	25,288	
INSPECTOR GENERAL 03	23,776	1,763	25,539	
BUDGET & MANAGEMNT 05	20,511	12,846	33,357	
CITY COMPTROLLER	8,759	2,159	10,919	
COMPTR-ACCT FIN RPTG	397	45	442	
COMPTR-FIN STRATG OPS	21,898	2,440	24,337	
COMPTR-REVENUE SVCS	5,939	218	6,157	
TREASURER 28	871	95	966	
LAW CITY-WIDE 31	332,960	126,553	459,512	
LAW CORPORATE	149,643	4,423	154,066	
HUMAN RESOURCES 33		22,616	22,616	
AIS-COMM & FIN&ADMIN		130	130	
AIS-FACILITY MNGMT		202,299	202,299	
AIS-ASSET MANAGEMENT		25,826	25,826	
AIS-INFORMATION TECH		78,759	78,759	
AIS-BUILDING MTCE/OPER		45,069	45,069	
EMERG MNGMT & COMM 58		5,832	5,832	
Total Allocated Additions:	3,958,097	541,556	4,499,653	4,499,653
Total To Be Allocated:	10,655,472	541,556		11,197,028

CITY OF CHICAGO, ILLINOIS
Full Cost Allocation Plan
Schedule .3 - Costs Allocated By Activity
For Department HUMAN RESOURCES 33

	Total	G&A	HR SUPPORT	EMPLYMT SERVICES	OTHER FUNDS
Wages & Benefits					
Salaries & Wages	5,669,033	764,679	2,700,762	2,203,592	0
Fringe Benefits	0	0	0	0	0
Other Expense & Cost					
STIPENDS	11,500	1,551	5,479	4,470	0
POSTAGE	3,116	420	1,485	1,211	0
PROF AND TECHNICAL SERVICES	271,000	36,558	129,104	105,338	0
COURT REPORTING	85,254	11,501	40,615	33,138	0
ADVERTISING	8,500	1,147	4,049	3,304	0
LEASE PURCHASE OF EQUIPMENT	30,089	4,059	14,334	11,696	0
REPAIR OR MAINTENANCE OF EQUIP	4,318	582	2,058	1,678	0
DUES, SUBSCRIPT, MEMBERSHIPS	1,020	138	486	396	0
TELEPHONE - MOBILE & PORTABLE	3,414	461	1,626	1,327	0
TELEPHONE - CENTREX	6,046	816	2,880	2,350	0
TELEPHONE - EQUIPMENT MAINT	1,310	177	624	509	0
MATERIALS AND SUPPLIES	4,023	543	1,916	1,564	0
STATIONERY & OFFICE SUPPLIES	2,305	311	1,098	896	0
Departmental Total					
Expenditures Per Financial Statement	6,100,928				
Deductions					
*Total Disallowed Costs	0	0	0	0	0
Cost Adjustments					
WATER FUND SAL	189,571	0	0	0	189,571
MIDWAY FUND SAL	111,495	0	0	0	111,495
OHARE FUND PS	295,381	0	0	0	295,381
Functional Cost	6,697,375	822,943	2,906,516	2,371,469	596,447
Allocation Step 1					
Inbound - EMPLOYEE BENEFITS	1,117,677	150,775	532,461	434,441	0
Inbound - RETIREMENT	1,638,847	221,080	780,747	637,020	0
Inbound - FINANCE GENERAL 99	409,943	55,301	195,297	159,345	0
Inbound - All Others	791,630	0	388,673	317,122	85,835
Reallocate Admin Costs		(1,250,099)	613,799	500,790	135,511
Unallocated Costs	0	0	0	0	0
1st Allocation	10,655,472	0	5,417,492	4,420,187	817,793
Allocation Step 2					
Inbound - EMPLOYEE BENEFITS	29	4	14	11	0
Inbound - FINANCE GENERAL 99	361	49	172	140	0
Inbound - All Others	541,167	0	265,708	216,784	58,675
Reallocate Admin Costs		(53)	26	21	6
Unallocated Costs	0	0	0	0	0
2nd Allocation	541,556	0	265,920	216,956	58,681

CITY OF CHICAGO, ILLINOIS
Full Cost Allocation Plan
Schedule .3 - Costs Allocated By Activity
For Department HUMAN RESOURCES 33

	Total	G&A	HR SUPPORT	EMPLYMT SERVICES	OTHER FUNDS
Total For HUMAN RESOURCES 33					
Schedule .3 Total	11,197,028	0	5,683,412	4,637,143	876,474

CITY OF CHICAGO, ILLINOIS
Full Cost Allocation Plan
Schedule .4 - Detail Activity Allocations
For Department HUMAN RESOURCES 33

Activity - HR SUPPORT

Receiving Department	Allocation Units	Allocation Pct	Gross Allocation	Direct Billed	Allocation Step 1	Allocation Step 2	Total
MAYOR 01	105	0.298949	16,196		16,196		16,196
INSPECTOR GENERAL 03	73	0.207841	11,260		11,260		11,260
BUDGET & MANAGEMNT 05	48	0.136663	7,404		7,404		7,404
CITY CLERK 25	96	0.273325	14,807		14,807		14,807
CITY COUNCIL/COMM 15	210	0.597899	32,391		32,391		32,391
CITY COUNCIL 15	4	0.011389	617		617		617
CITY COMPTROLLER	29	0.082567	4,473		4,473		4,473
COMPTR-ACCT FIN RPTG	67	0.190758	10,334		10,334		10,334
COMPTR-FIN STRATG OPS	80	0.227771	12,339		12,339		12,339
COMPTR-REVENUE SVCS	293	0.834211	45,193		45,193		45,193
TREASURER 28	12	0.034166	1,851		1,851		1,851
LAW CORPORATE	368	1.047746	56,762		56,762		56,762
HUMAN RESOURCES 33	76	0.216382	11,722		11,722		11,722
PROCUREMENT SVCS 35	74	0.210688	11,414		11,414	584	11,998
AIS-COMM & FIN&ADMIN	33	0.093956	5,090		5,090	260	5,350
AIS-FACILITY MNGMT	386	1.098995	59,538		59,538	3,049	62,587
AIS-ASSET MANAGEMENT	53	0.150898	8,175		8,175	419	8,593
AIS-FLEET OPERATIONS	438	1.247046	67,559		67,559	3,460	71,019
AIS-INFORMATION TECH	106	0.301797	16,350		16,350	837	17,187
PUBLIC SAFETY ADMIN 51	411	1.170173	63,394		63,394	3,247	66,641
BUILDINGS 67	247	0.703243	38,098		38,098	1,951	40,049
STREETS & SANITATION 81	2,170	6.178288	334,708		334,708	17,142	351,851
CS SUPPORT TO TRANSP	1,211	3.447883	186,789		186,789	9,567	196,355
EMERG MNGMT & COMM 58	1,655	4.712012	255,273		255,273	13,074	268,347
POLICE BOARD 55	2	0.005694	308		308	16	324
COPA 60	151	0.429918	23,291		23,291	1,193	24,483
POLICE DEPT 57	14,371	40.916210	2,216,633		2,216,633	113,530	2,330,163
FIRE DEPT 59	4,846	13.797227	747,464		747,464	38,282	785,746
ADMIN HEARINGS 30	41	0.116733	6,324		6,324	324	6,648
BRD OF ELECT COMM 39	118	0.335962	18,201		18,201	932	19,133
HEALTH 41	613	1.745295	94,551		94,551	4,842	99,394
HUMAN RELATIONS 45	19	0.054096	2,931		2,931	150	3,081
PEOPLE WITH DISAB 48	30	0.085414	4,627		4,627	237	4,864
ANIMAL CARE CNTRL 73	69	0.196452	10,643		10,643	545	11,188
LIQ LICENSE APPEAL COM 77	1	0.002847	154		154	8	162
BOARD OF ETHICS 78	8	0.022777	1,234		1,234	63	1,297
MIDWAY OPERTNS FD 610	457	1.301142	70,489		70,489	3,610	74,099
O'HARE OPERTNS FD 740	2,286	6.508556	352,601		352,601	18,059	370,659
WATER FUND 200	1,541	4.387438	237,689		237,689	12,173	249,863
SEWER FUND 314	494	1.406486	76,196		76,196	3,902	80,098
CHI PUBLIC LIBRARY 91/346	913	2.599436	140,824		140,824	7,212	148,037
MUNI HOTEL OPER 355 DCASE	76	0.216382	11,722		11,722	600	12,323
FAMILY SUPTSVC 50	389	1.107536	60,001		60,001	3,073	63,074
BUSINESS CONS 70	196	0.558039	30,232		30,232	1,548	31,780
HOUSING 21	83	0.236312	12,802		12,802	656	13,458
PLANNING & DEV 54	174	0.495402	26,838		26,838	1,374	28,213
Schedule .4 Total for HR SUPPORT	35,123	100.000000	5,417,492		5,417,492	265,920	5,683,412

Allocation Basis: NUMBER OF BUDGETED POSITIONS BY DEPARTMENT/FUND/GRANT
Allocation Source: 2020 ANNUAL APPROPRIATION ORDINANCE/NON-LOCAL FUNDS

CITY OF CHICAGO, ILLINOIS
Full Cost Allocation Plan
Schedule .4 - Detail Activity Allocations
For Department HUMAN RESOURCES 33

Activity - EMPLYMT SERVICES

Receiving Department	Allocation Units	Allocation Pct	Gross Allocation	Direct Billed	Allocation Step 1	Allocation Step 2	Total
MAYOR 01	105	0.340478	15,050		15,050		15,050
INSPECTOR GENERAL 03	73	0.236713	10,463		10,463		10,463
BUDGET & MANAGEMNT 05	48	0.155647	6,880		6,880		6,880
CITY CLERK 25	96	0.311294	13,760		13,760		13,760
CITY COUNCIL/COMM 15	210	0.680956	30,099		30,099		30,099
CITY COUNCIL 15	4	0.012971	573		573		573
CITY COMPTROLLER	29	0.094037	4,157		4,157		4,157
COMPTR-ACCT FIN RPTG	67	0.217257	9,603		9,603		9,603
COMPTR-FIN STRATG OPS	80	0.259412	11,466		11,466		11,466
COMPTR-REVENUE SVCS	293	0.950096	41,996		41,996		41,996
TREASURER 28	12	0.038912	1,720		1,720		1,720
LAW CORPORATE	368	1.193294	52,746		52,746		52,746
HUMAN RESOURCES 33	76	0.246441	10,893		10,893		10,893
PROCUREMENT SVCS 35	74	0.239956	10,607		10,607	546	11,153
AIS-COMM & FIN&ADMIN	33	0.107007	4,730		4,730	244	4,973
AIS-FACILITY MNGMT	386	1.251662	55,326		55,326	2,850	58,176
AIS-ASSET MANAGEMENT	53	0.171860	7,596		7,596	391	7,988
AIS-FLEET OPERATIONS	438	1.420280	62,779		62,779	3,235	66,014
AIS-INFORMATION TECH	106	0.343721	15,193		15,193	783	15,976
PUBLIC SAFETY ADMIN 51	411	1.332728	58,909		58,909	3,035	61,944
BUILDINGS 67	247	0.800934	35,403		35,403	1,824	37,227
STREETS & SANITATION 81	2,170	7.036545	311,028		311,028	16,025	327,054
CS SUPPORT TO TRANSP	1,211	3.926846	173,574		173,574	8,943	182,517
EMERG MNGMT & COMM 58	1,655	5.366581	237,213		237,213	12,222	249,435
POLICE BOARD 55	2	0.006485	287		287	15	301
COPA 60	151	0.489640	21,643		21,643	1,115	22,758
POLICE DEPT 57	14,371	46.600082	2,059,811		2,059,811	106,133	2,165,944
FIRE DEPT 59	4,846	15.713869	694,582		694,582	35,788	730,370
ADMIN HEARINGS 30	41	0.132949	5,877		5,877	303	6,179
BRD OF ELECT COMM 39	118	0.382632	16,913		16,913	871	17,784
HEALTH 41	613	1.987743	87,862		87,862	4,527	92,389
HUMAN RELATIONS 45	19	0.061610	2,723		2,723	140	2,863
PEOPLE WITH DISAB 48	30	0.097279	4,300		4,300	221	4,521
ANIMAL CARE CNTRL 73	69	0.223743	9,890		9,890	509	10,399
LIQ LICENSE APPEAL COM 77	1	0.003243	143		143	7	151
BOARD OF ETHICS 78	8	0.025941	1,147		1,147	59	1,206
SEWER FUND 314	494	1.601868	70,806		70,806	3,648	74,454
CHI PUBLIC LIBRARY 91/346	913	2.960537	130,861		130,861	6,742	137,604
MUNI HOTEL OPER 355 DCASE	76	0.246441	10,893		10,893	561	11,454
FAMILY SUPTSVC 50	389	1.261390	55,756		55,756	2,873	58,628
BUSINESS CONS 70	196	0.635559	28,093		28,093	1,447	29,540
HOUSING 21	83	0.269140	11,896		11,896	613	12,509
PLANNING & DEV 54	174	0.564221	24,940		24,940	1,285	26,224
Schedule .4 Total for EMPLYMT SERVICES	30,839	100.000000	4,420,187		4,420,187	216,956	4,637,143

Allocation Basis: NUMBER OF BUDGETED POSITIONS, LESS WATER, MIDWAY AND O'HARE
Allocation Source: 2020 APPROPRIATION BUDGET ORDINANCE

MAXCAP 2022 MAXIMUS Consulting Services, Inc.

CITY OF CHICAGO, ILLINOIS
Full Cost Allocation Plan
Schedule .4 - Detail Activity Allocations
For Department HUMAN RESOURCES 33

Activity - OTHER FUNDS

Receiving Department	Allocation Units	Allocation Pct	Gross Allocation	Direct Billed	Allocation Step 1	Allocation Step 2	Total
MIDWAY OPERTNS FD 610	111,495	18.693195	152,872	(111,495)	41,377	10,969	52,346
O'HARE OPERTNS FD 740	295,381	49.523428	404,999	(295,381)	109,618	29,061	138,679
WATER FUND 200	189,571	31.783377	259,922	(189,571)	70,351	18,651	89,002
Schedule .4 Total for OTHER FUNDS	596,447	100.000000	817,793	(596,447)	221,346	58,681	280,027
Direct Billed				596,447	596,447		596,447
Schedule .3 Total for OTHER FUNDS	596,447	100.000000		0	817,793	58,681	876,474

Allocation Basis: ACTUAL EXPENDITURES PER FUND
Allocation Source: SUMMARY TRIAL BALANCE FOR 2020 (A613 REPORT)

MAXCAP 2022 MAXIMUS Consulting Services, Inc.

CITY OF CHICAGO, ILLINOIS
Full Cost Allocation Plan
Schedule .5 - Allocation Summary
For Department HUMAN RESOURCES 33

Receiving Department	Total	HR SUPPORT	EMPLYMT SERVICES	OTHER FUNDS
MAYOR 01	31,245	16,196	15,050	0
INSPECTOR GENERAL 03	21,723	11,260	10,463	0
BUDGET & MANAGEMNT 05	14,284	7,404	6,880	0
CITY CLERK 25	28,567	14,807	13,760	0
CITY COUNCIL/COMM 15	62,491	32,391	30,099	0
CITY COUNCIL 15	1,190	617	573	0
CITY COMPTROLLER	8,630	4,473	4,157	0
COMPTR-ACCT FIN RPTG	19,937	10,334	9,603	0
COMPTR-FIN STRATG OPS	23,806	12,339	11,466	0
COMPTR-REVENUE SVCS	87,189	45,193	41,996	0
TREASURER 28	3,571	1,851	1,720	0
LAW CORPORATE	109,507	56,762	52,746	0
HUMAN RESOURCES 33	22,616	11,722	10,893	0
PROCUREMENT SVCS 35	23,151	11,998	11,153	0
AIS-COMM & FIN&ADMIN	10,324	5,350	4,973	0
AIS-FACILITY MNGMT	120,763	62,587	58,176	0
AIS-ASSET MANAGEMENT	16,581	8,593	7,988	0
AIS-FLEET OPERATIONS	137,032	71,019	66,014	0
AIS-INFORMATION TECH	33,163	17,187	15,976	0
PUBLIC SAFETY ADMIN 51	128,585	66,641	61,944	0
BUILDINGS 67	77,276	40,049	37,227	0
STREETS & SANITATION 81	678,904	351,851	327,054	0
CS SUPPORT TO TRANSP	378,872	196,355	182,517	0
EMERG MNGMT & COMM 58	517,782	268,347	249,435	0
POLICE BOARD 55	625	324	301	0
COPA 60	47,242	24,483	22,758	0
POLICE DEPT 57	4,496,108	2,330,163	2,165,944	0
FIRE DEPT 59	1,516,115	785,746	730,370	0
ADMIN HEARINGS 30	12,827	6,648	6,179	0
BRD OF ELECT COMM 39	36,917	19,133	17,784	0
HEALTH 41	191,782	99,394	92,389	0
HUMAN RELATIONS 45	5,944	3,081	2,863	0
PEOPLE WITH DISAB 48	9,385	4,864	4,521	0
ANIMAL CARE CNTRL 73	21,587	11,188	10,399	0
LIQ LICENSE APPEAL COM 77	313	162	151	0
BOARD OF ETHICS 78	2,502	1,297	1,206	0
MIDWAY OPERTNS FD 610	126,445	74,099	0	52,346
O'HARE OPERTNS FD 740	509,338	370,659	0	138,679
WATER FUND 200	338,865	249,863	0	89,002
SEWER FUND 314	154,552	80,098	74,454	0
CHI PUBLIC LIBRARY 91/346	285,640	148,037	137,604	0
MUNI HOTEL OPER 355 DCASE	23,777	12,323	11,454	0
FAMILY SUPTSVC 50	121,702	63,074	58,628	0
BUSINESS CONS 70	61,320	31,780	29,540	0
HOUSING 21	25,967	13,458	12,509	0
PLANNING & DEV 54	54,437	28,213	26,224	0
Direct Bill	596,447	0	0	596,447
Total	11,197,028	5,683,412	4,637,143	876,474

The Procurement Services Department is responsible for contracts for City departments. The department operates stockrooms and warehouses for supplies and materials required by City departments. It also handles the disposal of obsolete equipment and materials. Costs have been functionalized and allocated as follow:

- **Contract Management - Corporate.** Costs related to contract administration have been allocated based on the weighted number of released contracts processed for each department in 2020, excluding O'Hare, Midway and Water Fund contracts greater than $100,000. Any contract under $100,000 is handled by Corporate regardless of department.
- **Certification/Compliance.** Costs related to certification/compliance have been allocated based on the weighted number of released contracts processed for each department.
- **Contract Management - Other Funds.** Contract management costs unique to the Other Funds are collected in this function. Indirect costs have been directly allocated to the Fund cost pools, after deducting directly billed costs.

CITY OF CHICAGO, ILLINOIS
Full Cost Allocation Plan
Schedule .2 - Costs To Be Allocated
For Department PROCUREMENT SVCS 35

	1st Allocation	2nd Allocation	Sub-Total	Total
Expenditures Per Financial Statement:	5,853,836			5,853,836
Cost Adjustments:				
WATER FUND SAL	293,284			
MIDWAY FUND SAL	402,339			
OHARE FUND SAL	1,376,312			
Total Departmental Cost Adjustments:	2,071,935			2,071,935
Inbound Costs:				
BUILDING DEPRECIATION	149,413		149,413	
EQUIPMENT DEPRECIATION	29,927		29,927	
EMPLOYEE BENEFITS	1,088,241	28	1,088,268	
RETIREMENT	1,581,405		1,581,405	
FINANCE GENERAL 99	707,611	625	708,236	
MAYOR 01	14,793	9,829	24,623	
INSPECTOR GENERAL 03	23,150	1,717	24,867	
BUDGET & MANAGEMNT 05	25,399	15,976	41,375	
FINANCE COMMITTEE	3,579	953	4,531	
CITY COMPTROLLER	8,604	2,121	10,725	
COMPTR-ACCT FIN RPTG	480	54	534	
COMPTR-FIN STRATG OPS	21,446	2,389	23,835	
COMPTR-REVENUE SVCS	6,198	228	6,426	
TREASURER 28	909	99	1,008	
LAW CITY-WIDE 31	333,473	126,712	460,185	
LAW CORPORATE	150,046	4,433	154,480	
HUMAN RESOURCES 33	22,020	1,131	23,151	
PROCUREMENT SVCS 35		175,556	175,556	
AIS-COMM & FIN&ADMIN		256	256	
AIS-FACILITY MNGMT		161,496	161,496	
AIS-ASSET MANAGEMENT		96,340	96,340	
AIS-INFORMATION TECH		278,608	278,608	
AIS-BUILDING MTCE/OPER		35,890	35,890	
EMERG MNGMT & COMM 58		5,678	5,678	
Total Allocated Additions:	4,166,694	920,119	5,086,812	5,086,812
Total To Be Allocated:	12,092,465	920,119		13,012,583

CITY OF CHICAGO, ILLINOIS
Full Cost Allocation Plan
Schedule .3 - Costs Allocated By Activity
For Department PROCUREMENT SVCS 35

	Total	G&A	CONTRACT MGMT CORP	CERTIF/COMPL	OTHER FUNDS
Wages & Benefits					
Salaries & Wages	5,470,330	1,198,034	2,701,079	1,571,217	0
Fringe Benefits	0	0	0	0	0
Other Expense & Cost					
POSTAGE	1,536	336	759	441	0
PROF AND TECHNICAL SERVICES	246,483	53,980	121,713	70,790	0
PURCH, LICENSE, MAINT SOFTWARE	282	62	139	81	0
ADVERTISING	30,484	6,676	15,053	8,755	0
RENTAL OF EQUIPMENT & SERVICES	21,054	4,611	10,396	6,047	0
REPAIR OR MAINTENANCE OF PROP	9,758	2,137	4,819	2,802	0
REPAIR OR MAINTENANCE OF EQUIP	26,947	5,901	13,307	7,739	0
DUES, SUBSCRIPT, MEMBERSHIPS	10,381	2,273	5,127	2,981	0
APPRENTICESHIP & TRAINING	750	164	371	215	0
MISCELLANEOUS SUPPLIES	2,199	482	1,085	632	0
FREIGHT AND EXPRESS CHARGES	10	2	5	3	0
TELEPHONE - MOBILE & PORTABLE	10,698	2,343	5,283	3,072	0
TELEPHONE - CENTREX	4,800	1,051	2,370	1,379	0
TELEPHONE - EQUIPMENT MAINT	5,640	1,235	2,785	1,620	0
LOCAL TRANSPORTATION	36	8	18	10	0
MATERIALS AND SUPPLIES	532	117	262	153	0
STATIONERY & OFFICE SUPPLIES	9,907	2,170	4,892	2,845	0
PURCHASE COMPUTER HARDWARE	2,009	440	992	577	0
Departmental Total					
Expenditures Per Financial Statement	5,853,836				
Deductions					
*Total Disallowed Costs	0	0	0	0	0
Cost Adjustments					
WATER FUND SAL	293,284	0	0	0	293,284
MIDWAY FUND SAL	402,339	0	0	0	402,339
OHARE FUND SAL	1,376,312	0	0	0	1,376,312
Functional Cost	7,925,771	1,282,022	2,890,455	1,681,359	2,071,935
Allocation Step 1					
Inbound - EMPLOYEE BENEFITS	1,088,241	238,325	537,373	312,543	0
Inbound - RETIREMENT	1,581,405	346,328	780,898	454,179	0
Inbound - FINANCE GENERAL 99	707,611	154,967	349,418	203,226	0
Inbound - BUDGET & MANAGEMNT 05	25,399	5,562	12,542	7,295	0
Inbound - COMPTR-ACCT FIN RPTG	480	105	237	138	0
Inbound - All Others	763,559	0	325,089	189,102	249,367
Reallocate Admin Costs		(2,027,309)	863,025	502,164	662,119
Unallocated Costs	0	0	0	0	0
1st Allocation	12,092,465	0	5,759,038	3,350,006	2,983,421

CITY OF CHICAGO, ILLINOIS
Full Cost Allocation Plan
Schedule .3 - Costs Allocated By Activity
For Department PROCUREMENT SVCS 35

	Total	G&A	CONTRACT MGMT CORP	CERTIF/COMPL	OTHER FUNDS
Allocation Step 2					
Inbound - EMPLOYEE BENEFITS	28	6	14	8	0
Inbound - FINANCE GENERAL 99	625	137	309	179	0
Inbound - BUDGET & MANAGEMNT 05	15,976	3,498	7,890	4,588	0
Inbound - COMPTR-ACCT FIN RPTG	54	12	27	16	0
Inbound - All Others	903,436	0	384,651	223,737	295,048
Reallocate Admin Costs		(3,653)	1,555	905	1,193
Unallocated Costs	0	0	0	0	0
2nd Allocation	920,119	0	394,445	229,433	296,241
Total For PROCUREMENT SVCS 35					
Schedule .3 Total	13,012,583	0	6,153,482	3,579,439	3,279,662

CITY OF CHICAGO, ILLINOIS
Full Cost Allocation Plan
Schedule .4 - Detail Activity Allocations
For Department PROCUREMENT SVCS 35

Activity - CONTRACT MGMT CORP

Receiving Department	Allocation Units	Allocation Pct	Gross Allocation	Direct Billed	Allocation Step 1	Allocation Step 2	Total
BUDGET & MANAGEMNT 05	2.04	1.310549	75,475		75,475		75,475
FINANCE-CITYWIDE 27	4.04	2.595400	149,470		149,470		149,470
LAW CITY-WIDE 31	1.00	0.642426	36,998		36,998		36,998
PROCUREMENT SVCS 35	3.00	1.927277	110,993		110,993		110,993
ASSETS & INFO SVCS 38	39.00	25.054607	1,442,904		1,442,904	105,671	1,548,575
STREETS & SANITATION 81	4.00	2.569703	147,990		147,990	10,838	158,828
CS SUPPORT TO TRANSP	36.00	23.127329	1,331,912		1,331,912	97,541	1,429,452
EMERG MNGMT & COMM 58	3.00	1.927277	110,993		110,993	8,128	119,121
POLICE DEPT 57	11.00	7.066684	406,973		406,973	29,804	436,777
FIRE DEPT 59	9.00	5.781832	332,978		332,978	24,385	357,363
HEALTH 41	19.98	12.835667	739,211		739,211	54,135	793,346
HUMAN RELATIONS 45	0.02	0.012849	740		740	54	794
FAMILY SUPTSVC 50	18.84	12.103302	697,034		697,034	51,047	748,080
BUSINESS CONS 70	0.34	0.218425	12,579		12,579	921	13,500
HOUSING 21	4.28	2.749582	158,349		158,349	11,596	169,946
PLANNING & DEV 54	0.12	0.077091	4,440		4,440	325	4,765
Schedule .4 Total for CONTRACT MGMT CORP	155.66	100.000000	5,759,038		5,759,038	394,445	6,153,482

Allocation Basis: WEIGHTED # OF RELEASED CONTRACTS LESS AVTN>$100K WATER, O'HARE, MIDWAY
Allocation Source: PURCHASING TRANSACTION REPORT FOR 2020

MAXCAP 2022 MAXIMUS Consulting Services, Inc.

CITY OF CHICAGO, ILLINOIS
Full Cost Allocation Plan
Schedule .4 - Detail Activity Allocations
For Department PROCUREMENT SVCS 35

Activity - CERTIF/COMPL

Receiving Department	Allocation Units	Allocation Pct	Gross Allocation	Direct Billed	Allocation Step 1	Allocation Step 2	Total
BUDGET & MANAGEMNT 05	2.04	1.310549	43,903		43,903		43,903
FINANCE-CITYWIDE 27	4.04	2.595400	86,946		86,946		86,946
LAW CITY-WIDE 31	1.00	0.642426	21,521		21,521		21,521
PROCUREMENT SVCS 35	3.00	1.927277	64,564		64,564		64,564
ASSETS & INFO SVCS 38	39.00	25.054607	839,331		839,331	61,465	900,796
STREETS & SANITATION 81	4.00	2.569703	86,085		86,085	6,304	92,389
CS SUPPORT TO TRANSP	36.00	23.127329	774,767		774,767	56,736	831,502
EMERG MNGMT & COMM 58	3.00	1.927277	64,564		64,564	4,728	69,292
POLICE DEPT 57	11.00	7.066684	236,734		236,734	17,336	254,070
FIRE DEPT 59	9.00	5.781832	193,692		193,692	14,184	207,875
HEALTH 41	19.98	12.835667	429,996		429,996	31,488	461,484
HUMAN RELATIONS 45	0.02	0.012849	430		430	31	462
FAMILY SUPTSVC 50	18.84	12.103302	405,461		405,461	29,692	435,153
BUSINESS CONS 70	0.34	0.218425	7,317		7,317	536	7,853
HOUSING 21	4.28	2.749582	92,111		92,111	6,745	98,856
PLANNING & DEV 54	0.12	0.077091	2,583		2,583	189	2,771
Schedule .4 Total for CERTIF/COMPL	155.66	100.000000	3,350,006		3,350,006	229,433	3,579,439

Allocation Basis: WEIGHTED # OF RELEASED CONTRACTS LESS AVTN>$100K WATER, O'HARE, MIDWAY
Allocation Source: PURCHASING TRANSACTION REPORT FOR 2020

MAXCAP 2022 MAXIMUS Consulting Services, Inc.

CITY OF CHICAGO, ILLINOIS
Full Cost Allocation Plan
Schedule .4 - Detail Activity Allocations
For Department PROCUREMENT SVCS 35

Activity - OTHER FUNDS

Receiving Department	Allocation Units	Allocation Pct	Gross Allocation	Direct Billed	Allocation Step 1	Allocation Step 2	Total
MIDWAY OPERTNS FD 610	402,339	19.418515	579,336	(402,339)	176,997	57,526	234,523
O'HARE OPERTNS FD 740	1,376,312	66.426408	1,981,780	(1,376,312)	605,468	196,782	802,250
WATER FUND 200	293,284	14.155077	422,306	(293,284)	129,022	41,933	170,955
Schedule .4 Total for OTHER FUNDS	2,071,935	100.000000	2,983,421	(2,071,935)	911,486	296,241	1,207,727
Direct Billed				2,071,935	2,071,935		2,071,935
Schedule .3 Total for OTHER FUNDS	2,071,935	100.000000		0	2,983,421	296,241	3,279,662

Allocation Basis: ACTUAL EXPENDITURES PER FUND
Allocation Source: SUMMARY TRIAL BALANCE FOR 2020 (A613 REPORT)

CITY OF CHICAGO, ILLINOIS
Full Cost Allocation Plan
Schedule .5 - Allocation Summary
For Department PROCUREMENT SVCS 35

Receiving Department	Total	CONTRACT MGMT CORP	CERTIF/COMPL	OTHER FUNDS
BUDGET & MANAGEMNT 05	119,378	75,475	43,903	0
FINANCE-CITYWIDE 27	236,416	149,470	86,946	0
LAW CITY-WIDE 31	58,519	36,998	21,521	0
PROCUREMENT SVCS 35	175,556	110,993	64,564	0
ASSETS & INFO SVCS 38	2,449,372	1,548,575	900,796	0
STREETS & SANITATION 81	251,217	158,828	92,389	0
CS SUPPORT TO TRANSP	2,260,955	1,429,452	831,502	0
EMERG MNGMT & COMM 58	188,413	119,121	69,292	0
POLICE DEPT 57	690,847	436,777	254,070	0
FIRE DEPT 59	565,238	357,363	207,875	0
HEALTH 41	1,254,830	793,346	461,484	0
HUMAN RELATIONS 45	1,256	794	462	0
MIDWAY OPERTNS FD 610	234,523	0	0	234,523
O'HARE OPERTNS FD 740	802,250	0	0	802,250
WATER FUND 200	170,955	0	0	170,955
FAMILY SUPTSVC 50	1,183,233	748,080	435,153	0
BUSINESS CONS 70	21,353	13,500	7,853	0
HOUSING 21	268,802	169,946	98,856	0
PLANNING & DEV 54	7,536	4,765	2,771	0
Direct Bill	2,071,935	0	0	2,071,935
Total	13,012,583	6,153,482	3,579,439	3,279,662

The Commissioner's Office is responsible for the coordination and delivery of all general support services to all City departments. The office formulates policy for all City owned facilities, inventory, leasing, telecommunication services, and fleet operations. It directs and establishes operating procedures for the Department's four direct service bureaus.

The Bureau of Finance and Administration manages the Department's operations in the areas of finance, contracts, personnel, and procurement. The Bureau's responsibilities include payment to vendors, accurate reporting, maintenance of personnel and expense records, and monitoring contract compliance.

Bureau costs have been functionalized and allocated as follows:

- **Finance / Accounting.** Expenses related to accounting and finance functions have been allocated based on total expenditures per AIS bureau.
- **Contract Management.** Costs related to this function have been allocated based on total expenditures per AIS bureau.
- **Human Resources.** Costs related to timekeeping and payroll functions, employee safety, department hiring, and personnel training are allocated based on the number of budgeted positions per AIS bureau.
- **Systems / Performance Improvement.** Costs related to this function have been allocated based on the number of budgeted positions per AIS bureau.
- **Telecommunications.** This administrative function is responsible for the maintenance and installation of telephones, voice and data systems and for providing equipment acquisition. This function also handles charge back of data lines to user departments, audits bills and maintains inventories and equipment. Costs have been allocated based on telephone related charges by department and fund type.
- **Lease Purchase Agreement.** Costs related to the negotiation and processing of leases for City departments have been allocated based on the number of budgeted positions per AIS bureau.

MAXCAP 2022 MAXIMUS Consulting Services, Inc.

CITY OF CHICAGO, ILLINOIS
Full Cost Allocation Plan
Schedule .2 - Costs To Be Allocated
For Department AIS-COMM & FIN&ADMIN

	1st Allocation	2nd Allocation	Sub-Total	Total
Expenditures Per Financial Statement:	3,053,387			3,053,387
Inbound Costs:				
EMPLOYEE BENEFITS	485,426	12	485,439	
RETIREMENT	782,392		782,392	
FINANCE GENERAL 99	464,620	409	465,029	
MAYOR 01	6,597	4,383	10,980	
INSPECTOR GENERAL 03	10,324	766	11,089	
BUDGET & MANAGEMNT 05	14,159	8,934	23,093	
FINANCE COMMITTEE	7,360	1,959	9,319	
COMPTR-FIN STRATG OPS	5,972	650	6,622	
LAW CITY-WIDE 31	508,215	153,406	661,621	
LAW CORPORATE	214,738	5,034	219,771	
HUMAN RESOURCES 33	9,820	504	10,324	
ASSETS & INFO SVCS 38	366,758	167,832	534,589	
AIS-COMM & FIN&ADMIN		106,405	106,405	
AIS-FACILITY MNGMT		52,625	52,625	
AIS-ASSET MANAGEMENT		6,040	6,040	
AIS-FLEET OPERATIONS		1,392,569	1,392,569	
EMERG MNGMT & COMM 58		2,532	2,532	
Total Allocated Additions:	2,876,380	1,904,059	4,780,439	4,780,439
Total To Be Allocated:	5,929,767	1,904,059		7,833,826

CITY OF CHICAGO, ILLINOIS
Full Cost Allocation Plan
Schedule .3 - Costs Allocated By Activity
For Department AIS-COMM & FIN&ADMIN

	Total	G&A	FFM-COMMISSIONER	DGS-FIN/ACCTNG	DGS-CONTR MGMT
Wages & Benefits					
Salaries & Wages	2,706,421	183,600	255,279	601,419	566,373
Fringe Benefits	0	0	0	0	0
Other Expense & Cost					
PERSONAL SERV - PRIOR APPR REQ	2,250	0	0	0	0
PROF AND TECHNICAL SERVICES	8,560	0	0	0	0
COURT REPORTING	883	0	0	0	0
LEASE PURCHASE OF EQUIPMENT	38,569	0	0	0	0
TELEPHONE - NON-CENTREX	84,473	0	0	0	0
TELEPHONE - CENTREX	113,468	0	0	0	0
TELEPHONE - CIRCUITS	55,972	0	0	0	0
TELEPHONE - EQUIPMENT MAINT	9,325	0	0	0	0
MATERIALS AND SUPPLIES	2,579	2,579	0	0	0
STATIONERY & OFFICE SUPPLIES	30,887	30,887	0	0	0
Departmental Total					
Expenditures Per Financial Statement	3,053,387				
Deductions					
*Total Disallowed Costs	0	0	0	0	0
Functional Cost	3,053,387	217,066	255,279	601,419	566,373
Allocation Step 1					
Inbound - EMPLOYEE BENEFITS	485,426	32,912	45,776	107,862	101,600
Inbound - RETIREMENT	782,392	53,046	73,780	173,847	163,755
Inbound - FINANCE GENERAL 99	464,620	31,501	43,814	103,239	97,245
Inbound - All Others	1,143,942	77,559	107,873	254,183	239,427
Reallocate Admin Costs		(412,084)	41,703	98,241	92,513
Unallocated Costs	0	0	0	0	0
1st Allocation	5,929,767	0	568,224	1,338,791	1,260,912
Allocation Step 2					
Inbound - EMPLOYEE BENEFITS	12	1	1	3	3
Inbound - FINANCE GENERAL 99	409	28	39	91	86
Inbound - All Others	1,903,638	129,063	179,509	422,985	398,428
Reallocate Admin Costs		(129,092)	13,064	30,775	28,981
Unallocated Costs	0	0	0	0	0
2nd Allocation	1,904,059	0	192,613	453,854	427,497
Total For AIS-COMM & FIN&ADMIN					
Schedule .3 Total	7,833,826	0	760,838	1,792,645	1,688,409

CITY OF CHICAGO, ILLINOIS
Full Cost Allocation Plan
Schedule .3 - Costs Allocated By Activity
For Department AIS-COMM & FIN&ADMIN

	DGS-HUMAN RESOURCES	DGS-SYSTEMS/PERF	TELECOM	LEASE PURCH AGRMT
Wages & Benefits				
Salaries & Wages	676,042	423,708	0	0
Fringe Benefits	0	0	0	0
Other Expense & Cost				
PERSONAL SERV - PRIOR APPR REQ	2,250	0	0	0
PROF AND TECHNICAL SERVICES	8,560	0	0	0
COURT REPORTING	883	0	0	0
LEASE PURCHASE OF EQUIPMENT	0	0	0	38,569
TELEPHONE - NON-CENTREX	0	0	84,473	0
TELEPHONE - CENTREX	0	0	113,468	0
TELEPHONE - CIRCUITS	0	0	55,972	0
TELEPHONE - EQUIPMENT MAINT	0	0	9,325	0
MATERIALS AND SUPPLIES	0	0	0	0
STATIONERY & OFFICE SUPPLIES	0	0	0	0
Departmental Total Expenditures Per Financial Statement				
Deductions				
*Total Disallowed Costs	0	0	0	0
Functional Cost	687,735	423,708	263,238	38,569
Allocation Step 1				
Inbound - EMPLOYEE BENEFITS	121,259	76,018	0	0
Inbound - RETIREMENT	195,442	122,523	0	0
Inbound - FINANCE GENERAL 99	116,062	72,759	0	0
Inbound - All Others	285,759	179,141	0	0
Reallocate Admin Costs	110,397	69,230	0	0
Unallocated Costs	0	0	0	0
1st Allocation	1,516,654	943,379	263,238	38,569
Allocation Step 2				
Inbound - EMPLOYEE BENEFITS	3	2	0	0
Inbound - FINANCE GENERAL 99	102	64	0	0
Inbound - All Others	475,547	298,105	0	0
Reallocate Admin Costs	34,584	21,688	0	0
Unallocated Costs	0	0	0	0
2nd Allocation	510,236	319,859	0	0
Total For AIS-COMM & FIN&ADMIN				
Schedule .3 Total	2,026,890	1,263,238	263,238	38,569

CITY OF CHICAGO, ILLINOIS
Full Cost Allocation Plan
Schedule .4 - Detail Activity Allocations
For Department AIS-COMM & FIN&ADMIN

Activity - FFM-COMMISSIONER

Receiving Department	Allocation Units	Allocation Pct	Gross Allocation	Direct Billed	Allocation Step 1	Allocation Step 2	Total
AIS-COMM & FIN&ADMIN	33	2.734051	15,535		15,535		15,535
AIS-FACILITY MNGMT	386	31.980116	181,719		181,719	63,330	245,048
AIS-ASSET MANAGEMENT	53	4.391052	24,951		24,951	8,695	33,646
AIS-FLEET OPERATIONS	629	52.112677	296,117		296,117	103,198	399,315
AIS-INFORMATION TECH	106	8.782104	49,902		49,902	17,391	67,293
Schedule .4 Total for FFM-COMMISSIONER	1,207	100.000000	568,224		568,224	192,613	760,838

Allocation Basis: NUMBER OF BUDGETED POSITIONS PER BUREAU (ALL FUNDS)
Allocation Source: 2020 ANNUAL APPROPRIATION ORDINANCE

CITY OF CHICAGO, ILLINOIS
Full Cost Allocation Plan
Schedule .4 - Detail Activity Allocations
For Department AIS-COMM & FIN&ADMIN

Activity - DGS-FIN/ACCTNG

Receiving Department	Allocation Units	Allocation Pct	Gross Allocation	Direct Billed	Allocation Step 1	Allocation Step 2	Total
AIS-COMM & FIN&ADMIN	3,388,374	0.867672	11,616		11,616		11,616
AIS-FACILITY MNGMT	92,135,062	23.593320	315,865		315,865	108,016	423,881
AIS-ASSET MANAGEMENT	152,859,750	39.143284	524,047		524,047	179,209	703,255
AIS-FLEET OPERATIONS	108,691,758	27.833046	372,626		372,626	127,427	500,053
AIS-INFORMATION TECH	33,438,401	8.562678	114,636		114,636	39,202	153,838
Schedule .4 Total for DGS-FIN/ACCTNG	390,513,345	100.000000	1,338,791		1,338,791	453,854	1,792,645

Allocation Basis: TOTAL EXPENDITURES BY DGS BUREAU (ALL FUNDS INCLUDED)
Allocation Source: SUMMARY TRIAL BALANCE FOR 2020 (A613 REPORT)

MAXCAP 2022 MAXIMUS Consulting Services, Inc.

CITY OF CHICAGO, ILLINOIS
Full Cost Allocation Plan
Schedule .4 - Detail Activity Allocations
For Department AIS-COMM & FIN&ADMIN

Activity - DGS-CONTR MGMT

Receiving Department	Allocation Units	Allocation Pct	Gross Allocation	Direct Billed	Allocation Step 1	Allocation Step 2	Total
AIS-COMM & FIN&ADMIN	3,388,374	0.867672	10,941		10,941		10,941
AIS-FACILITY MNGMT	92,135,062	23.593320	297,491		297,491	101,743	399,234
AIS-ASSET MANAGEMENT	152,859,750	39.143284	493,562		493,562	168,802	662,364
AIS-FLEET OPERATIONS	108,691,758	27.833046	350,950		350,950	120,027	470,977
AIS-INFORMATION TECH	33,438,401	8.562678	107,968		107,968	36,925	144,893
Schedule .4 Total for DGS-CONTR MGMT	390,513,345	100.000000	1,260,912		1,260,912	427,497	1,688,409

Allocation Basis: TOTAL EXPENDITURES BY DGS BUREAU (ALL FUNDS INCLUDED)
Allocation Source: SUMMARY TRIAL BALANCE FOR 2020 (A613 REPORT)

MAXCAP 2022 MAXIMUS Consulting Services, Inc.

CITY OF CHICAGO, ILLINOIS
Full Cost Allocation Plan
Schedule .4 - Detail Activity Allocations
For Department AIS-COMM & FIN&ADMIN

Activity - DGS-HUMAN RESOURCES

Receiving Department	Allocation Units	Allocation Pct	Gross Allocation	Direct Billed	Allocation Step 1	Allocation Step 2	Total
AIS-COMM & FIN&ADMIN	33	2.734051	41,466		41,466		41,466
AIS-FACILITY MNGMT	386	31.980116	485,028		485,028	167,761	652,789
AIS-ASSET MANAGEMENT	53	4.391052	66,597		66,597	23,034	89,631
AIS-FLEET OPERATIONS	629	52.112677	790,369		790,369	273,372	1,063,741
AIS-INFORMATION TECH	106	8.782104	133,194		133,194	46,069	179,263
Schedule .4 Total for DGS-HUMAN RESOURCES	1,207	100.000000	1,516,654		1,516,654	510,236	2,026,890

Allocation Basis: NUMBER OF BUDGETED POSITIONS PER BUREAU (ALL FUNDS)
Allocation Source: 2020 ANNUAL APPROPRIATION ORDINANCE

MAXCAP 2022 MAXIMUS Consulting Services, Inc.

CITY OF CHICAGO, ILLINOIS
Full Cost Allocation Plan
Schedule .4 - Detail Activity Allocations
For Department AIS-COMM & FIN&ADMIN

Activity - DGS-SYSTEMS/PERF IMP

Receiving Department	Allocation Units	Allocation Pct	Gross Allocation	Direct Billed	Allocation Step 1	Allocation Step 2	Total
AIS-COMM & FIN&ADMIN	33	2.734051	25,792		25,792		25,792
AIS-FACILITY MNGMT	386	31.980116	301,694		301,694	105,167	406,860
AIS-ASSET MANAGEMENT	53	4.391052	41,424		41,424	14,440	55,864
AIS-FLEET OPERATIONS	629	52.112677	491,620		491,620	171,373	662,993
AIS-INFORMATION TECH	106	8.782104	82,849		82,849	28,880	111,728
Schedule .4 Total for DGS-SYSTEMS/PERF IMP	1,207	100.000000	943,379		943,379	319,859	1,263,238

Allocation Basis: NUMBER OF BUDGETED POSITIONS PER BUREAU (ALL FUNDS)
Allocation Source: 2020 ANNUAL APPROPRIATION ORDINANCE

MAXCAP 2022 MAXIMUS Consulting Services, Inc.

CITY OF CHICAGO, ILLINOIS
Full Cost Allocation Plan
Schedule .4 - Detail Activity Allocations
For Department AIS-COMM & FIN&ADMIN

Activity - TELECOM

Receiving Department	Allocation Units	Allocation Pct	Gross Allocation	Direct Billed	Allocation Step 1	Allocation Step 2	Total
FINANCE GENERAL 99	124,924.54	0.573683	1,510		1,510		1,510
MAYOR 01	56,860.93	0.261119	687		687		687
INSPECTOR GENERAL 03	64,468.00	0.296052	779		779		779
BUDGET & MANAGEMNT 05	8,379.68	0.038481	101		101		101
CITY CLERK 25	15,167.47	0.069653	183		183		183
CITY COUNCIL/COMM 15	33,891.00	0.155635	410		410		410
FINANCE-CITYWIDE 27	478,872.95	2.199097	5,789		5,789		5,789
TREASURER 28	6,681.85	0.030685	81		81		81
LAW CITY-WIDE 31	76,872.07	0.353015	929		929		929
HUMAN RESOURCES 33	10,769.82	0.049458	130		130		130
PROCUREMENT SVCS 35	21,138.08	0.097071	256		256		256
ASSETS & INFO SVCS 38	1,204,033.13	5.529204	14,555		14,555		14,555
PUBLIC SAFETY ADMIN 51	4,476.36	0.020556	54		54		54
BUILDINGS 67	223,216.50	1.025063	2,698		2,698		2,698
STREETS & SANITATION 81	508,872.69	2.336863	6,152		6,152		6,152
CS SUPPORT TO TRANSP	315,972.63	1.451021	3,820		3,820		3,820
EMERG MNGMT & COMM 58	7,049,963.42	32.375094	85,224		85,224		85,224
POLICE BOARD 55	614.95	0.002824	7		7		7
COPA 60	71,761.24	0.329545	867		867		867
POLICE DEPT 57	4,459,549.30	20.479301	53,909		53,909		53,909
FIRE DEPT 59	618,934.36	2.842292	7,482		7,482		7,482
ADMIN HEARINGS 30	5,003.38	0.022977	60		60		60
BRD OF ELECT COMM 39	1,144,117.80	5.254058	13,831		13,831		13,831
HEALTH 41	332,031.11	1.524765	4,014		4,014		4,014
HUMAN RELATIONS 45	541.65	0.002487	7		7		7
PEOPLE WITH DISAB 48	8,369.34	0.038434	101		101		101
ANIMAL CARE CNTRL 73	24,295.14	0.111569	294		294		294
LIQ LICENSE APPEAL COM 77	169.25	0.000777	2		2		2
BOARD OF ETHICS 78	(455.73)	(0.002093)	(6)		(6)		(6)
MIDWAY OPERTNS FD 610	372,474.93	1.710493	4,503		4,503		4,503
O'HARE OPERTNS FD 740	1,430,440.70	6.568921	17,292		17,292		17,292
WATER FUND 200	995,619.29	4.572118	12,036		12,036		12,036
SEWER FUND 314	100,258.01	0.460408	1,212		1,212		1,212
CHI PUBLIC LIBRARY 91/346	1,218,086.49	5.593740	14,725		14,725		14,725
VEHICLE TAX FUND 300	288,157.03	1.323285	3,483		3,483		3,483
MUNI HOTEL OPER 355 DCASE	90,691.26	0.416476	1,096		1,096		1,096
FAMILY SUPTSVC 50	283,281.48	1.300895	3,424		3,424		3,424
BUSINESS CONS 70	92,815.83	0.426232	1,122		1,122		1,122
HOUSING 21	6,549.40	0.030076	79		79		79
PLANNING & DEV 54	28,019.07	0.128670	339		339		339
Schedule .4 Total for TELECOM	21,775,886.40	100.000000	263,238		263,238	0	263,238

Allocation Basis: TELEPHONE CHARGES PER DEPARTMENT AND FUND TYPE
Allocation Source: SUMMARY TRIAL BALANCE FOR 2020 (A613 REPORT)

CITY OF CHICAGO, ILLINOIS
Full Cost Allocation Plan
Schedule .4 - Detail Activity Allocations
For Department AIS-COMM & FIN&ADMIN

Activity - LEASE PURCH AGRMT

Receiving Department	Allocation Units	Allocation Pct	Gross Allocation	Direct Billed	Allocation Step 1	Allocation Step 2	Total
AIS-COMM & FIN&ADMIN	33	2.734051	1,055		1,055		1,055
AIS-FACILITY MNGMT	386	31.980116	12,334		12,334		12,334
AIS-ASSET MANAGEMENT	53	4.391052	1,694		1,694		1,694
AIS-FLEET OPERATIONS	629	52.112677	20,099		20,099		20,099
AIS-INFORMATION TECH	106	8.782104	3,387		3,387		3,387
Schedule .4 Total for LEASE PURCH AGRMT	1,207	100.000000	38,569		38,569	0	38,569

Allocation Basis: NUMBER OF BUDGETED POSITIONS PER BUREAU (ALL FUNDS)
Allocation Source: 2020 ANNUAL APPROPRIATION ORDINANCE

MAXCAP 2022 MAXIMUS Consulting Services, Inc.

CITY OF CHICAGO, ILLINOIS
Full Cost Allocation Plan
Schedule .5 - Allocation Summary
For Department AIS-COMM & FIN&ADMIN

Receiving Department	Total	FFM-COMMISSIONER	DGS-FIN/ACCTNG	DGS-CONTR MGMT	DGS-HUMAN RESOURCES
FINANCE GENERAL 99	1,510	0	0	0	0
MAYOR 01	687	0	0	0	0
INSPECTOR GENERAL 03	779	0	0	0	0
BUDGET & MANAGEMNT 05	101	0	0	0	0
CITY CLERK 25	183	0	0	0	0
CITY COUNCIL/COMM 15	410	0	0	0	0
FINANCE-CITYWIDE 27	5,789	0	0	0	0
TREASURER 28	81	0	0	0	0
LAW CITY-WIDE 31	929	0	0	0	0
HUMAN RESOURCES 33	130	0	0	0	0
PROCUREMENT SVCS 35	256	0	0	0	0
ASSETS & INFO SVCS 38	14,555	0	0	0	0
AIS-COMM & FIN&ADMIN	106,405	15,535	11,616	10,941	41,466
AIS-FACILITY MNGMT	2,140,147	245,048	423,881	399,234	652,789
AIS-ASSET MANAGEMENT	1,546,454	33,646	703,255	662,364	89,631
AIS-FLEET OPERATIONS	3,117,178	399,315	500,053	470,977	1,063,741
AIS-INFORMATION TECH	660,403	67,293	153,838	144,893	179,263
PUBLIC SAFETY ADMIN 51	54	0	0	0	0
BUILDINGS 67	2,698	0	0	0	0
STREETS & SANITATION 81	6,152	0	0	0	0
CS SUPPORT TO TRANSP	3,820	0	0	0	0
EMERG MNGMT & COMM 58	85,224	0	0	0	0
POLICE BOARD 55	7	0	0	0	0
COPA 60	867	0	0	0	0
POLICE DEPT 57	53,909	0	0	0	0
FIRE DEPT 59	7,482	0	0	0	0
ADMIN HEARINGS 30	60	0	0	0	0
BRD OF ELECT COMM 39	13,831	0	0	0	0
HEALTH 41	4,014	0	0	0	0
HUMAN RELATIONS 45	7	0	0	0	0
PEOPLE WITH DISAB 48	101	0	0	0	0
ANIMAL CARE CNTRL 73	294	0	0	0	0
LIQ LICENSE APPEAL COM 77	2	0	0	0	0
BOARD OF ETHICS 78	(6)	0	0	0	0
MIDWAY OPERTNS FD 610	4,503	0	0	0	0
O'HARE OPERTNS FD 740	17,292	0	0	0	0
WATER FUND 200	12,036	0	0	0	0
SEWER FUND 314	1,212	0	0	0	0
CHI PUBLIC LIBRARY 91/346	14,725	0	0	0	0
VEHICLE TAX FUND 300	3,483	0	0	0	0
MUNI HOTEL OPER 355 DCASE	1,096	0	0	0	0
FAMILY SUPTSVC 50	3,424	0	0	0	0
BUSINESS CONS 70	1,122	0	0	0	0
HOUSING 21	79	0	0	0	0
PLANNING & DEV 54	339	0	0	0	0
Direct Bill	0	0	0	0	0
Total	7,833,826	760,838	1,792,645	1,688,409	2,026,890

MAXCAP 2022 MAXIMUS Consulting Services, Inc.

CITY OF CHICAGO, ILLINOIS
Full Cost Allocation Plan
Schedule .5 - Allocation Summary
For Department AIS-COMM & FIN&ADMIN

Receiving Department	DGS-SYSTEMS/PERF IMP	TELECOM	LEASE PURCH AGRMT
FINANCE GENERAL 99	0	1,510	0
MAYOR 01	0	687	0
INSPECTOR GENERAL 03	0	779	0
BUDGET & MANAGEMNT 05	0	101	0
CITY CLERK 25	0	183	0
CITY COUNCIL/COMM 15	0	410	0
FINANCE-CITYWIDE 27	0	5,789	0
TREASURER 28	0	81	0
LAW CITY-WIDE 31	0	929	0
HUMAN RESOURCES 33	0	130	0
PROCUREMENT SVCS 35	0	256	0
ASSETS & INFO SVCS 38	0	14,555	0
AIS-COMM & FIN&ADMIN	25,792	0	1,055
AIS-FACILITY MNGMT	406,860	0	12,334
AIS-ASSET MANAGEMENT	55,864	0	1,694
AIS-FLEET OPERATIONS	662,993	0	20,099
AIS-INFORMATION TECH	111,728	0	3,387
PUBLIC SAFETY ADMIN 51	0	54	0
BUILDINGS 67	0	2,698	0
STREETS & SANITATION 81	0	6,152	0
CS SUPPORT TO TRANSP	0	3,820	0
EMERG MNGMT & COMM 58	0	85,224	0
POLICE BOARD 55	0	7	0
COPA 60	0	867	0
POLICE DEPT 57	0	53,909	0
FIRE DEPT 59	0	7,482	0
ADMIN HEARINGS 30	0	60	0
BRD OF ELECT COMM 39	0	13,831	0
HEALTH 41	0	4,014	0
HUMAN RELATIONS 45	0	7	0
PEOPLE WITH DISAB 48	0	101	0
ANIMAL CARE CNTRL 73	0	294	0
LIQ LICENSE APPEAL COM 77	0	2	0
BOARD OF ETHICS 78	0	(6)	0
MIDWAY OPERTNS FD 610	0	4,503	0
O'HARE OPERTNS FD 740	0	17,292	0
WATER FUND 200	0	12,036	0
SEWER FUND 314	0	1,212	0
CHI PUBLIC LIBRARY 91/346	0	14,725	0
VEHICLE TAX FUND 300	0	3,483	0
MUNI HOTEL OPER 355 DCASE	0	1,096	0
FAMILY SUPTSVC 50	0	3,424	0
BUSINESS CONS 70	0	1,122	0
HOUSING 21	0	79	0
PLANNING & DEV 54	0	339	0
Direct Bill	0	0	0
Total	1,263,238	263,238	38,569

The Bureau of Facility Management provides physical plant operations to over 40 City facilities and maintains an inventory of City owned and leased property.

Bureau costs have been functionalized and allocated as follows:

- **Trades.** Costs related to Trades Services have been allocated based on the square footage per department of city owned facilities, excluding Library facilities.
- **Custodial Services.** Costs related to Custodial Services have been allocated based on the square footage per department of city owned facilities, excluding Library facilities.
- **Building Engineers.** Costs related to Building Engineers have been allocated based on the square footage per department of city owned facilities, excluding Library facilities.
- **Architecture/Engineering.** Costs related to architecture and engineering have been allocated based on the square footage per department of all city owned facilities.
- **Construction Management.** Costs related to construction management have been allocated based on the square footage per department of all city owned facilities.
- **Security.** Security costs have been allocated based on the square footage per department of city owned and leased facilities, less square footage of Library facilities.
- **Relocation.** Costs related to relocation services have been allocated based on the square footage per department of all city owned facilities.
- **Office/Building/Custodial Services.** Costs related to Building Services have been allocated based on the square footage per department of city owned and leased facilities, less square footage of Library facilities.
- **Facility Area Management Services.** Costs have been allocated based on budgeted cost per department for fiscal year 2020.
- **Facility Maintenance.** Facility maintenance costs have been allocated based on the square footage per department of city owned facilities, excluding Library facilities.
- **North Park Village.** The costs of maintenance and operation of this property have been allocated to benefiting departments based on the total square footage occupied.
- **Central Mail.** Costs related to the City-wide centralized mail program have been directly allocated by the number of pieces by department.
- **Environmental Health & Safety.** Costs have been allocated based on the square footage per department of city owned and leased facilities.

CITY OF CHICAGO, ILLINOIS
Full Cost Allocation Plan
Schedule .2 - Costs To Be Allocated
For Department AIS-FACILITY MNGMT

	1st Allocation	2nd Allocation	Sub-Total	Total
Expenditures Per Financial Statement:	71,521,095			71,521,095
Inbound Costs:				
BUILDING DEPRECIATION	18,995		18,995	
EMPLOYEE BENEFITS	5,677,667	145	5,677,812	
RETIREMENT	8,941,213		8,941,213	
FINANCE GENERAL 99	3,267,331	2,878	3,270,209	
MAYOR 01	77,166	51,271	128,437	
INSPECTOR GENERAL 03	120,755	8,956	129,712	
BUDGET & MANAGEMNT 05	43,810	26,672	70,481	
FINANCE COMMITTEE	114,043	30,359	144,402	
COMPTR-FIN STRATG OPS	69,860	7,601	77,462	
COMPTR-REVENUE SVCS	53	2	55	
TREASURER 28	8	1	8	
HUMAN RESOURCES 33	114,864	5,900	120,763	
ASSETS & INFO SVCS 38	4,289,953	1,963,123	6,253,076	
AIS-COMM & FIN&ADMIN	1,594,131	546,016	2,140,147	
AIS-FACILITY MNGMT		149,393	149,393	
AIS-ASSET MANAGEMENT		16,496	16,496	
AIS-FLEET OPERATIONS		543,918	543,918	
AIS-BUILDING MTCE/OPER		4,563	4,563	
EMERG MNGMT & COMM 58		29,619	29,619	
Total Allocated Additions:	24,329,849	3,386,913	27,716,761	27,716,761
Total To Be Allocated:	95,850,944	3,386,913		99,237,856

CITY OF CHICAGO, ILLINOIS
Full Cost Allocation Plan
Schedule .3 - Costs Allocated By Activity
For Department AIS-FACILITY MNGMT

	Total	G&A	DGS-TRADES	CUSTODIAL SVCS	BLDG ENGINEERS
Wages & Benefits					
Salaries & Wages	30,929,083	622,043	15,488,380	556,360	9,955,052
Fringe Benefits	0	0	0	0	0
Other Expense & Cost					
OVERTIME	1,762,722	0	1,144,061	0	497,727
BUDGETS / 015 PERSONAL SERVICE	21,545	13,689	0	0	7,856
OFFICE AND BUILDING SERVICES	21,708,848	0	0	0	0
POSTAGE	14,327	0	0	0	0
PROF AND TECHNICAL SERVICES	6,787,192	0	0	0	0
PURCH, LICENSE, MAINT SOFTWARE	19,546	0	0	0	0
RENTAL OF EQUIPMENT & SERVICES	701,007	0	0	0	0
REPAIR OR MAINTENANCE OF PROP	1,864,705	0	489,938	0	1,374,767
OPERATION, REPAIR, MAINT FACIL	514,650	0	0	0	0
REPAIR OR MAINTENANCE OF EQUIP	3,262,331	0	918,845	0	2,343,486
TELEPHONE - RELOCATION	10,248	0	10,248	0	0
CLEANING AND SANITATION SUPPLY	510,255	0	0	510,255	0
CLOTHING	82,618	0	19,440	0	0
MATERIALS AND SUPPLIES	3,331,298	0	2,702,312	0	279,550
DRUG, MED & CHEM MAT & SUPPLY	720	0	360	0	360
Departmental Total					
Expenditures Per Financial Statement	71,521,095				
Deductions					
*Total Disallowed Costs	0	0	0	0	0
Functional Cost	71,521,095	635,732	20,773,584	1,066,615	14,458,798
Allocation Step 1					
Inbound - EMPLOYEE BENEFITS	5,677,667	114,121	2,843,944	102,198	1,827,641
Inbound - RETIREMENT	8,941,213	179,718	4,478,653	160,942	2,878,176
Inbound - FINANCE GENERAL 99	3,267,331	65,673	1,636,606	58,812	1,051,754
Inbound - All Others	6,443,638	0	3,293,016	118,288	2,116,563
Reallocate Admin Costs		(995,245)	508,670	18,313	326,938
Unallocated Costs	0	0	0	0	0
1st Allocation	95,850,944	0	33,534,473	1,525,167	22,659,870
Allocation Step 2					
Inbound - EMPLOYEE BENEFITS	145	3	73	3	47
Inbound - FINANCE GENERAL 99	2,878	58	1,442	52	927
Inbound - All Others	3,383,889	0	1,729,349	62,116	1,111,516
Reallocate Admin Costs		(61)	31	1	20
Unallocated Costs	0	0	0	0	0
2nd Allocation	3,386,913	0	1,730,895	62,172	1,112,509
Total For AIS-FACILITY MNGMT					
Schedule .3 Total	99,237,856	0	35,265,368	1,587,339	23,772,379

CITY OF CHICAGO, ILLINOIS
Full Cost Allocation Plan
Schedule .3 - Costs Allocated By Activity
For Department AIS-FACILITY MNGMT

	ARCH/ENG	CONSTR MGMT	SECURITY	RELOCATION	OFFICE/BLDG/CUST
Wages & Benefits					
Salaries & Wages	619,164	406,577	1,931,511	1,349,996	0
Fringe Benefits	0	0	0	0	0
Other Expense & Cost					
OVERTIME	0	0	74,765	46,169	0
BUDGETS / 015 PERSONAL SERVICE	0	0	0	0	0
OFFICE AND BUILDING SERVICES	0	0	0	0	21,708,848
POSTAGE	0	0	0	0	0
PROF AND TECHNICAL SERVICES	0	0	6,693,902	93,290	0
PURCH, LICENSE, MAINT SOFTWARE	19,546	0	0	0	0
RENTAL OF EQUIPMENT & SERVICES	0	0	0	0	0
REPAIR OR MAINTENANCE OF PROP	0	0	0	0	0
OPERATION, REPAIR, MAINT FACIL	514,650	0	0	0	0
REPAIR OR MAINTENANCE OF EQUIP	0	0	0	0	0
TELEPHONE - RELOCATION	0	0	0	0	0
CLEANING AND SANITATION SUPPLY	0	0	0	0	0
CLOTHING	0	0	0	0	0
MATERIALS AND SUPPLIES	0	0	335,459	0	0
DRUG, MED & CHEM MAT & SUPPLY	0	0	0	0	0
Departmental Total Expenditures Per Financial Statement					
Deductions					
*Total Disallowed Costs	0	0	0	0	0
Functional Cost	1,153,360	406,577	9,035,637	1,489,455	21,708,848
Allocation Step 1					
Inbound - EMPLOYEE BENEFITS	113,553	74,377	354,286	247,546	0
Inbound - RETIREMENT	178,824	117,130	557,932	389,837	0
Inbound - FINANCE GENERAL 99	65,347	42,802	203,881	142,456	0
Inbound - All Others	131,641	86,443	410,662	287,025	0
Reallocate Admin Costs	20,303	13,336	63,397	44,288	0
Unallocated Costs	0	0	0	0	0
1st Allocation	1,663,028	740,665	10,625,796	2,600,607	21,708,848
Allocation Step 2					
Inbound - EMPLOYEE BENEFITS	3	2	9	6	0
Inbound - FINANCE GENERAL 99	58	38	180	125	0
Inbound - All Others	69,129	45,392	215,658	150,729	0
Reallocate Admin Costs	1	1	4	3	0
Unallocated Costs	0	0	0	0	0
2nd Allocation	69,190	45,433	215,851	150,863	0
Total For AIS-FACILITY MNGMT					
Schedule .3 Total	1,732,219	786,098	10,841,646	2,751,470	21,708,848

CITY OF CHICAGO, ILLINOIS
Full Cost Allocation Plan
Schedule .3 - Costs Allocated By Activity
For Department AIS-FACILITY MNGMT

	FAC AREA MGMT SVCS	FACIL MTCE	NPV	CENTRAL MAIL	ENVIR HEALTH & SAFETY
Wages & Benefits					
Salaries & Wages	0	0	0	0	0
Fringe Benefits	0	0	0	0	0
Other Expense & Cost					
OVERTIME	0	0	0	0	0
BUDGETS / 015 PERSONAL SERVICE	0	0	0	0	0
OFFICE AND BUILDING SERVICES	0	0	0	0	0
POSTAGE	0	0	0	14,327	0
PROF AND TECHNICAL SERVICES	0	0	0	0	0
PURCH, LICENSE, MAINT SOFTWARE	0	0	0	0	0
RENTAL OF EQUIPMENT & SERVICES	0	642,840	0	58,167	0
REPAIR OR MAINTENANCE OF PROP	0	0	0	0	0
OPERATION, REPAIR, MAINT FACIL	0	0	0	0	0
REPAIR OR MAINTENANCE OF EQUIP	0	0	0	0	0
TELEPHONE - RELOCATION	0	0	0	0	0
CLEANING AND SANITATION SUPPLY	0	0	0	0	0
CLOTHING	0	63,178	0	0	0
MATERIALS AND SUPPLIES	0	13,977	0	0	0
DRUG, MED & CHEM MAT & SUPPLY	0	0	0	0	0
Departmental Total Expenditures Per Financial Statement					
Deductions					
*Total Disallowed Costs	0	0	0	0	0
Functional Cost	0	719,995	0	72,494	0
Allocation Step 1					
Inbound - EMPLOYEE BENEFITS	0	0	0	0	0
Inbound - RETIREMENT	0	0	0	0	0
Inbound - FINANCE GENERAL 99	0	0	0	0	0
Inbound - All Others	0	0	0	0	0
Reallocate Admin Costs	0	0	0	0	0
Unallocated Costs	0	0	0	0	0
1st Allocation	0	719,995	0	72,494	0
Allocation Step 2					
Inbound - EMPLOYEE BENEFITS	0	0	0	0	0
Inbound - FINANCE GENERAL 99	0	0	0	0	0
Inbound - All Others	0	0	0	0	0
Reallocate Admin Costs	0	0	0	0	0
Unallocated Costs	0	0	0	0	0
2nd Allocation	0	0	0	0	0
Total For AIS-FACILITY MNGMT					
Schedule .3 Total	0	719,995	0	72,494	0

CITY OF CHICAGO, ILLINOIS
Full Cost Allocation Plan
Schedule .4 - Detail Activity Allocations
For Department AIS-FACILITY MNGMT

Activity - DGS-TRADES

Receiving Department	Allocation Units	Allocation Pct	Gross Allocation	Direct Billed	Allocation Step 1	Allocation Step 2	Total
MAYOR 01	45,751	0.517358	173,493		173,493		173,493
INSPECTOR GENERAL 03	24,859	0.281109	94,268		94,268		94,268
BUDGET & MANAGEMNT 05	14,461	0.163527	54,838		54,838		54,838
CITY CLERK 25	28,180	0.318663	106,862		106,862		106,862
CITY COUNCIL 15	62,960	0.711959	238,752		238,752		238,752
FINANCE COMMITTEE	11,221	0.126888	42,551		42,551		42,551
FINANCE-CITYWIDE 27	30,639	0.346470	116,187		116,187		116,187
CITY COMPTROLLER	31,600	0.357337	119,831		119,831		119,831
COMPTR-REVENUE SVCS	9,988	0.112946	37,876		37,876		37,876
TREASURER 28	6,620	0.074860	25,104		25,104		25,104
LAW CITY-WIDE 31	33,121	0.374536	125,599		125,599		125,599
HUMAN RESOURCES 33	19,459	0.220045	73,791		73,791		73,791
PROCUREMENT SVCS 35	15,496	0.175231	58,763		58,763		58,763
ASSETS & INFO SVCS 38	52,163	0.589866	197,808		197,808		197,808
AIS-FACILITY MNGMT	14,370	0.162498	54,493		54,493		54,493
AIS-ASSET MANAGEMENT	26,575	0.300513	100,775		100,775	5,448	106,224
AIS-FLEET OPERATIONS	765,893	8.660812	2,904,358		2,904,358	157,028	3,061,386
AIS-INFORMATION TECH	1,552	0.017550	5,885		5,885	318	6,203
BUILDINGS 67	36,869	0.416919	139,812		139,812	7,559	147,371
STREETS & SANITATION 81	1,071,249	12.113815	4,062,304		4,062,304	219,634	4,281,938
CS SUPPORT TO TRANSP	272,108	3.077031	1,031,866		1,031,866	55,789	1,087,655
EMERG MNGMT & COMM 58	250,271	2.830095	949,057		949,057	51,312	1,000,369
COPA 60	30,224	0.341777	114,613		114,613	6,197	120,810
POLICE DEPT 57	1,793,662	20.282946	6,801,780		6,801,780	367,749	7,169,529
FIRE DEPT 59	1,343,815	15.196025	5,095,907		5,095,907	275,517	5,371,424
ADMIN HEARINGS 30	53,008	0.599421	201,013		201,013	10,868	211,881
HEALTH 41	390,363	4.414273	1,480,303		1,480,303	80,035	1,560,338
HUMAN RELATIONS 45	24,801	0.280453	94,048		94,048	5,085	99,133
PEOPLE WITH DISAB 48	3,983	0.045040	15,104		15,104	816	15,920
ANIMAL CARE CNTRL 73	49,901	0.564287	189,231		189,231	10,231	199,462
BOARD OF ETHICS 78	9,697	0.109655	36,772		36,772	1,988	38,760
WATER FUND 200	1,469,484	16.617105	5,572,459		5,572,459	301,283	5,873,741
MUNI HOTEL OPER 355 DCASE	338,629	3.829258	1,284,122		1,284,122	69,428	1,353,549
FAMILY SUPTSVC 50	386,421	4.369696	1,465,355		1,465,355	79,226	1,544,581
BUSINESS CONS 70	66,058	0.746992	250,500		250,500	13,543	264,043
HOUSING 21	9,953	0.112550	37,743		37,743	2,041	39,784
PLANNING & DEV 54	31,693	0.358388	120,184		120,184	6,498	126,681
ALL OTHER OR UNALLOCATED	16,104	0.182106	61,068		61,068	3,302	64,370
Schedule .4 Total for DGS-TRADES	8,843,201	100.000000	33,534,473		33,534,473	1,730,895	35,265,368

Allocation Basis: SQ FTG BY DEPT (EXCL LIBRARY) - CITY OWNED FACILITIES
Allocation Source: DGS-CITY OF CHICAGO-FACILITIES WORKSHEET - 2020

MAXCAP 2022 MAXIMUS Consulting Services, Inc.

CITY OF CHICAGO, ILLINOIS
Full Cost Allocation Plan
Schedule .4 - Detail Activity Allocations
For Department AIS-FACILITY MNGMT

Activity - CUSTODIAL SVCS

Receiving Department	Allocation Units	Allocation Pct	Gross Allocation	Direct Billed	Allocation Step 1	Allocation Step 2	Total
MAYOR 01	45,751	0.517358	7,891		7,891		7,891
INSPECTOR GENERAL 03	24,859	0.281109	4,287		4,287		4,287
BUDGET & MANAGEMNT 05	14,461	0.163527	2,494		2,494		2,494
CITY CLERK 25	28,180	0.318663	4,860		4,860		4,860
CITY COUNCIL 15	62,960	0.711959	10,859		10,859		10,859
FINANCE COMMITTEE	11,221	0.126888	1,935		1,935		1,935
FINANCE-CITYWIDE 27	30,639	0.346470	5,284		5,284		5,284
CITY COMPTROLLER	31,600	0.357337	5,450		5,450		5,450
COMPTR-REVENUE SVCS	9,988	0.112946	1,723		1,723		1,723
TREASURER 28	6,620	0.074860	1,142		1,142		1,142
LAW CITY-WIDE 31	33,121	0.374536	5,712		5,712		5,712
HUMAN RESOURCES 33	19,459	0.220045	3,356		3,356		3,356
PROCUREMENT SVCS 35	15,496	0.175231	2,673		2,673		2,673
ASSETS & INFO SVCS 38	52,163	0.589866	8,996		8,996		8,996
AIS-FACILITY MNGMT	14,370	0.162498	2,478		2,478		2,478
AIS-ASSET MANAGEMENT	26,575	0.300513	4,583		4,583	196	4,779
AIS-FLEET OPERATIONS	765,893	8.660812	132,092		132,092	5,640	137,732
AIS-INFORMATION TECH	1,552	0.017550	268		268	11	279
BUILDINGS 67	36,869	0.416919	6,359		6,359	271	6,630
STREETS & SANITATION 81	1,071,249	12.113815	184,756		184,756	7,889	192,645
CS SUPPORT TO TRANSP	272,108	3.077031	46,930		46,930	2,004	48,934
EMERG MNGMT & COMM 58	250,271	2.830095	43,164		43,164	1,843	45,007
COPA 60	30,224	0.341777	5,213		5,213	222	5,435
POLICE DEPT 57	1,793,662	20.282946	309,349		309,349	13,211	322,561
FIRE DEPT 59	1,343,815	15.196025	231,765		231,765	9,896	241,661
ADMIN HEARINGS 30	53,008	0.599421	9,142		9,142	390	9,532
HEALTH 41	390,363	4.414273	67,325		67,325	2,875	70,200
HUMAN RELATIONS 45	24,801	0.280453	4,277		4,277	183	4,460
PEOPLE WITH DISAB 48	3,983	0.045040	687		687	29	716
ANIMAL CARE CNTRL 73	49,901	0.564287	8,606		8,606	367	8,974
BOARD OF ETHICS 78	9,697	0.109655	1,672		1,672	71	1,744
WATER FUND 200	1,469,484	16.617105	253,439		253,439	10,822	264,260
MUNI HOTEL OPER 355 DCASE	338,629	3.829258	58,403		58,403	2,494	60,896
FAMILY SUPTSVC 50	386,421	4.369696	66,645		66,645	2,846	69,491
BUSINESS CONS 70	66,058	0.746992	11,393		11,393	486	11,879
HOUSING 21	9,953	0.112550	1,717		1,717	73	1,790
PLANNING & DEV 54	31,693	0.358388	5,466		5,466	233	5,699
ALL OTHER OR UNALLOCATED	16,104	0.182106	2,777		2,777	118	2,896
Schedule .4 Total for CUSTODIAL SVCS	8,843,201	100.000000	1,525,167		1,525,167	62,172	1,587,339

Allocation Basis: SQ FTG BY DEPT (EXCL LIBRARY) - CITY OWNED FACILITIES
Allocation Source: DGS-CITY OF CHICAGO-FACILITIES WORKSHEET - 2020

MAXCAP 2022 MAXIMUS Consulting Services, Inc.

CITY OF CHICAGO, ILLINOIS
Full Cost Allocation Plan
Schedule .4 - Detail Activity Allocations
For Department AIS-FACILITY MNGMT

Activity - BLDG ENGINEERS

Receiving Department	Allocation Units	Allocation Pct	Gross Allocation	Direct Billed	Allocation Step 1	Allocation Step 2	Total
MAYOR 01	45,751	0.517358	117,233		117,233		117,233
INSPECTOR GENERAL 03	24,859	0.281109	63,699		63,699		63,699
BUDGET & MANAGEMNT 05	14,461	0.163527	37,055		37,055		37,055
CITY CLERK 25	28,180	0.318663	72,209		72,209		72,209
CITY COUNCIL 15	62,960	0.711959	161,329		161,329		161,329
FINANCE COMMITTEE	11,221	0.126888	28,753		28,753		28,753
FINANCE-CITYWIDE 27	30,639	0.346470	78,510		78,510		78,510
CITY COMPTROLLER	31,600	0.357337	80,972		80,972		80,972
COMPTR-REVENUE SVCS	9,988	0.112946	25,593		25,593		25,593
TREASURER 28	6,620	0.074860	16,963		16,963		16,963
LAW CITY-WIDE 31	33,121	0.374536	84,869		84,869		84,869
HUMAN RESOURCES 33	19,459	0.220045	49,862		49,862		49,862
PROCUREMENT SVCS 35	15,496	0.175231	39,707		39,707		39,707
ASSETS & INFO SVCS 38	52,163	0.589866	133,663		133,663		133,663
AIS-FACILITY MNGMT	14,370	0.162498	36,822		36,822		36,822
AIS-ASSET MANAGEMENT	26,575	0.300513	68,096		68,096	3,502	71,598
AIS-FLEET OPERATIONS	765,893	8.660812	1,962,529		1,962,529	100,928	2,063,456
AIS-INFORMATION TECH	1,552	0.017550	3,977		3,977	204	4,181
BUILDINGS 67	36,869	0.416919	94,473		94,473	4,859	99,332
STREETS & SANITATION 81	1,071,249	12.113815	2,744,975		2,744,975	141,167	2,886,141
CS SUPPORT TO TRANSP	272,108	3.077031	697,251		697,251	35,858	733,109
EMERG MNGMT & COMM 58	250,271	2.830095	641,296		641,296	32,980	674,276
COPA 60	30,224	0.341777	77,446		77,446	3,983	81,429
POLICE DEPT 57	1,793,662	20.282946	4,596,089		4,596,089	236,366	4,832,455
FIRE DEPT 59	1,343,815	15.196025	3,443,400		3,443,400	177,085	3,620,485
ADMIN HEARINGS 30	53,008	0.599421	135,828		135,828	6,985	142,813
HEALTH 41	390,363	4.414273	1,000,269		1,000,269	51,441	1,051,710
HUMAN RELATIONS 45	24,801	0.280453	63,550		63,550	3,268	66,818
PEOPLE WITH DISAB 48	3,983	0.045040	10,206		10,206	525	10,731
ANIMAL CARE CNTRL 73	49,901	0.564287	127,867		127,867	6,576	134,442
BOARD OF ETHICS 78	9,697	0.109655	24,848		24,848	1,278	26,125
WATER FUND 200	1,469,484	16.617105	3,765,414		3,765,414	193,645	3,959,060
MUNI HOTEL OPER 355 DCASE	338,629	3.829258	867,705		867,705	44,624	912,329
FAMILY SUPTSVC 50	386,421	4.369696	990,167		990,167	50,922	1,041,089
BUSINESS CONS 70	66,058	0.746992	169,267		169,267	8,705	177,972
HOUSING 21	9,953	0.112550	25,504		25,504	1,312	26,815
PLANNING & DEV 54	31,693	0.358388	81,210		81,210	4,176	85,387
ALL OTHER OR UNALLOCATED	16,104	0.182106	41,265		41,265	2,122	43,387
Schedule .4 Total for BLDG ENGINEERS	8,843,201	100.000000	22,659,870		22,659,870	1,112,509	23,772,379

Allocation Basis: SQ FTG BY DEPT (EXCL LIBRARY) - CITY OWNED FACILITIES
Allocation Source: DGS-CITY OF CHICAGO-FACILITIES WORKSHEET - 2020

MAXCAP 2022 MAXIMUS Consulting Services, Inc.

CITY OF CHICAGO, ILLINOIS
Full Cost Allocation Plan
Schedule .4 - Detail Activity Allocations
For Department AIS-FACILITY MNGMT

Activity - ARCH/ENG

Receiving Department	Allocation Units	Allocation Pct	Gross Allocation	Direct Billed	Allocation Step 1	Allocation Step 2	Total
MAYOR 01	45,751	0.431108	7,169		7,169		7,169
INSPECTOR GENERAL 03	24,859	0.234245	3,896		3,896		3,896
BUDGET & MANAGEMNT 05	14,461	0.136265	2,266		2,266		2,266
CITY CLERK 25	28,180	0.265538	4,416		4,416		4,416
CITY COUNCIL 15	62,960	0.593267	9,866		9,866		9,866
FINANCE COMMITTEE	11,221	0.105735	1,758		1,758		1,758
FINANCE-CITYWIDE 27	30,639	0.288709	4,801		4,801		4,801
CITY COMPTROLLER	31,600	0.297764	4,952		4,952		4,952
COMPTR-REVENUE SVCS	9,988	0.094116	1,565		1,565		1,565
TREASURER 28	6,620	0.062380	1,037		1,037		1,037
LAW CITY-WIDE 31	33,121	0.312097	5,190		5,190		5,190
HUMAN RESOURCES 33	19,459	0.183361	3,049		3,049		3,049
PROCUREMENT SVCS 35	15,496	0.146018	2,428		2,428		2,428
ASSETS & INFO SVCS 38	52,163	0.491528	8,174		8,174		8,174
AIS-FACILITY MNGMT	14,370	0.135407	2,252		2,252		2,252
AIS-ASSET MANAGEMENT	26,575	0.250414	4,164		4,164	180	4,344
AIS-FLEET OPERATIONS	765,893	7.216953	120,020		120,020	5,189	125,209
AIS-INFORMATION TECH	1,552	0.014624	243		243	10	254
BUILDINGS 67	36,869	0.347414	5,778		5,778	250	6,027
STREETS & SANITATION 81	1,071,249	10.094300	167,871		167,871	7,258	175,130
CS SUPPORT TO TRANSP	272,108	2.564054	42,641		42,641	1,844	44,485
EMERG MNGMT & COMM 58	250,271	2.358285	39,219		39,219	1,696	40,915
COPA 60	30,224	0.284799	4,736		4,736	205	4,941
POLICE DEPT 57	1,793,662	16.901544	281,078		281,078	12,156	293,234
FIRE DEPT 59	1,343,815	12.662669	210,584		210,584	9,105	219,689
ADMIN HEARINGS 30	53,008	0.499490	8,307		8,307	359	8,666
HEALTH 41	390,363	3.678362	61,172		61,172	2,645	63,817
HUMAN RELATIONS 45	24,801	0.233698	3,886		3,886	168	4,054
PEOPLE WITH DISAB 48	3,983	0.037532	624		624	27	651
ANIMAL CARE CNTRL 73	49,901	0.470213	7,820		7,820	338	8,158
BOARD OF ETHICS 78	9,697	0.091374	1,520		1,520	66	1,585
WATER FUND 200	1,469,484	13.846839	230,277		230,277	9,957	240,234
CHI PUBLIC LIBRARY 91/346	1,769,214	16.671172	277,246		277,246	11,988	289,234
MUNI HOTEL OPER 355 DCASE	338,629	3.190876	53,065		53,065	2,294	55,360
FAMILY SUPTSVC 50	386,421	3.641216	60,554		60,554	2,618	63,173
BUSINESS CONS 70	66,058	0.622460	10,352		10,352	447	10,799
HOUSING 21	9,953	0.093786	1,560		1,560	67	1,627
PLANNING & DEV 54	31,693	0.298641	4,966		4,966	215	5,181
ALL OTHER OR UNALLOCATED	16,104	0.151747	2,524		2,524	109	2,632
Schedule .4 Total for ARCH/ENG	10,612,415	100.000000	1,663,028		1,663,028	69,190	1,732,219

Allocation Basis: SQ FTG BY DEPT - CITY OWNED FACILITIES
Allocation Source: DGS-CITY OF CHICAGO-FACILITIES WORKSHEET - 2020

MAXCAP 2022 MAXIMUS Consulting Services, Inc.

CITY OF CHICAGO, ILLINOIS
Full Cost Allocation Plan
Schedule .4 - Detail Activity Allocations
For Department AIS-FACILITY MNGMT

Activity - CONSTR MGMT

Receiving Department	Allocation Units	Allocation Pct	Gross Allocation	Direct Billed	Allocation Step 1	Allocation Step 2	Total
MAYOR 01	45,751	0.431108	3,193		3,193		3,193
INSPECTOR GENERAL 03	24,859	0.234245	1,735		1,735		1,735
BUDGET & MANAGEMNT 05	14,461	0.136265	1,009		1,009		1,009
CITY CLERK 25	28,180	0.265538	1,967		1,967		1,967
CITY COUNCIL 15	62,960	0.593267	4,394		4,394		4,394
FINANCE COMMITTEE	11,221	0.105735	783		783		783
FINANCE-CITYWIDE 27	30,639	0.288709	2,138		2,138		2,138
CITY COMPTROLLER	31,600	0.297764	2,205		2,205		2,205
COMPTR-REVENUE SVCS	9,988	0.094116	697		697		697
TREASURER 28	6,620	0.062380	462		462		462
LAW CITY-WIDE 31	33,121	0.312097	2,312		2,312		2,312
HUMAN RESOURCES 33	19,459	0.183361	1,358		1,358		1,358
PROCUREMENT SVCS 35	15,496	0.146018	1,081		1,081		1,081
ASSETS & INFO SVCS 38	52,163	0.491528	3,641		3,641		3,641
AIS-FACILITY MNGMT	14,370	0.135407	1,003		1,003		1,003
AIS-ASSET MANAGEMENT	26,575	0.250414	1,855		1,855	118	1,973
AIS-FLEET OPERATIONS	765,893	7.216953	53,453		53,453	3,408	56,861
AIS-INFORMATION TECH	1,552	0.014624	108		108	7	115
BUILDINGS 67	36,869	0.347414	2,573		2,573	164	2,737
STREETS & SANITATION 81	1,071,249	10.094300	74,765		74,765	4,766	79,531
CS SUPPORT TO TRANSP	272,108	2.564054	18,991		18,991	1,211	20,202
EMERG MNGMT & COMM 58	250,271	2.358285	17,467		17,467	1,113	18,580
COPA 60	30,224	0.284799	2,109		2,109	134	2,244
POLICE DEPT 57	1,793,662	16.901544	125,184		125,184	7,983	133,167
FIRE DEPT 59	1,343,815	12.662669	93,788		93,788	5,979	99,767
ADMIN HEARINGS 30	53,008	0.499490	3,700		3,700	236	3,935
HEALTH 41	390,363	3.678362	27,244		27,244	1,737	28,981
HUMAN RELATIONS 45	24,801	0.233698	1,731		1,731	110	1,841
PEOPLE WITH DISAB 48	3,983	0.037532	278		278	18	296
ANIMAL CARE CNTRL 73	49,901	0.470213	3,483		3,483	222	3,705
BOARD OF ETHICS 78	9,697	0.091374	677		677	43	720
WATER FUND 200	1,469,484	13.846839	102,559		102,559	6,538	109,097
CHI PUBLIC LIBRARY 91/346	1,769,214	16.671172	123,478		123,478	7,872	131,349
MUNI HOTEL OPER 355 DCASE	338,629	3.190876	23,634		23,634	1,507	25,140
FAMILY SUPTSVC 50	386,421	3.641216	26,969		26,969	1,719	28,688
BUSINESS CONS 70	66,058	0.622460	4,610		4,610	294	4,904
HOUSING 21	9,953	0.093786	695		695	44	739
PLANNING & DEV 54	31,693	0.298641	2,212		2,212	141	2,353
ALL OTHER OR UNALLOCATED	16,104	0.151747	1,124		1,124	72	1,195
Schedule .4 Total for CONSTR MGMT	10,612,415	100.000000	740,665		740,665	45,433	786,098

Allocation Basis: SQ FTG BY DEPT - CITY OWNED FACILITIES
Allocation Source: DGS-CITY OF CHICAGO-FACILITIES WORKSHEET - 2020

MAXCAP 2022 MAXIMUS Consulting Services, Inc.

CITY OF CHICAGO, ILLINOIS
Full Cost Allocation Plan
Schedule .4 - Detail Activity Allocations
For Department AIS-FACILITY MNGMT

Activity - SECURITY

Receiving Department	Allocation Units	Allocation Pct	Gross Allocation	Direct Billed	Allocation Step 1	Allocation Step 2	Total
MAYOR 01	48,263	0.487663	51,818		51,818		51,818
INSPECTOR GENERAL 03	24,859	0.251182	26,690		26,690		26,690
BUDGET & MANAGEMNT 05	14,461	0.146118	15,526		15,526		15,526
CITY CLERK 25	28,180	0.284739	30,256		30,256		30,256
CITY COUNCIL 15	63,460	0.641218	68,135		68,135		68,135
FINANCE COMMITTEE	11,221	0.113380	12,047		12,047		12,047
FINANCE-CITYWIDE 27	45,475	0.459492	48,825		48,825		48,825
CITY COMPTROLLER	39,600	0.400130	42,517		42,517		42,517
COMPTR-REVENUE SVCS	51,722	0.522614	55,532		55,532		55,532
TREASURER 28	6,620	0.066890	7,108		7,108		7,108
LAW CITY-WIDE 31	157,275	1.589151	168,860		168,860		168,860
HUMAN RESOURCES 33	19,459	0.196619	20,892		20,892		20,892
PROCUREMENT SVCS 35	15,496	0.156576	16,637		16,637		16,637
ASSETS & INFO SVCS 38	52,163	0.527070	56,005		56,005		56,005
AIS-COMM & FIN&ADMIN	16,107	0.162750	17,293		17,293		17,293
AIS-FACILITY MNGMT	14,370	0.145199	15,429		15,429		15,429
AIS-ASSET MANAGEMENT	26,575	0.268521	28,532		28,532	618	29,150
AIS-FLEET OPERATIONS	765,893	7.738800	822,309		822,309	17,799	840,108
AIS-INFORMATION TECH	40,899	0.413255	43,912		43,912	950	44,862
BUILDINGS 67	38,260	0.386590	41,078		41,078	889	41,967
STREETS & SANITATION 81	1,456,941	14.721345	1,564,260		1,564,260	33,859	1,598,119
CS SUPPORT TO TRANSP	356,528	3.602460	382,790		382,790	8,285	391,076
EMERG MNGMT & COMM 58	250,271	2.528809	268,706		268,706	5,816	274,522
COPA 60	32,596	0.329359	34,997		34,997	757	35,754
POLICE DEPT 57	1,809,727	18.285995	1,943,033		1,943,033	42,059	1,985,092
FIRE DEPT 59	1,361,065	13.752586	1,461,322		1,461,322	31,630	1,492,952
ADMIN HEARINGS 30	55,094	0.556685	59,152		59,152	1,280	60,433
BRD OF ELECT COMM 39	50,153	0.506760	53,847		53,847	1,165	55,013
HEALTH 41	511,543	5.168775	549,223		549,223	11,888	561,111
HUMAN RELATIONS 45	24,801	0.250596	26,628		26,628	576	27,204
PEOPLE WITH DISAB 48	3,983	0.040245	4,276		4,276	92	4,369
ANIMAL CARE CNTRL 73	49,901	0.504214	53,577		53,577	1,160	54,736
BOARD OF ETHICS 78	9,697	0.097981	10,411		10,411	225	10,636
WATER FUND 200	1,480,714	14.961554	1,589,784		1,589,784	34,411	1,624,195
MUNI HOTEL OPER 355 DCASE	338,629	3.421603	363,573		363,573	7,870	371,442
FAMILY SUPTSVC 50	442,173	4.467841	474,744		474,744	10,276	485,020
BUSINESS CONS 70	73,002	0.737633	78,379		78,379	1,696	80,076
HOUSING 21	19,289	0.194902	20,710		20,710	448	21,158
PLANNING & DEV 54	31,693	0.320235	34,028		34,028	736	34,764
ALL OTHER OR UNALLOCATED	58,635	0.592465	62,954		62,954	1,363	64,317
Schedule .4 Total for SECURITY	9,896,793	100.000000	10,625,796		10,625,796	215,851	10,841,646

Allocation Basis: SQ FTG BY DEPT - CITY OWNED/LEASED FACILITIES (LESS LIBRARY)
Allocation Source: DGS-CITY OF CHICAGO-FACILITIES WORKSHEET - 2020

MAXCAP 2022 MAXIMUS Consulting Services, Inc.

CITY OF CHICAGO, ILLINOIS
Full Cost Allocation Plan
Schedule .4 - Detail Activity Allocations
For Department AIS-FACILITY MNGMT

Activity - RELOCATION

Receiving Department	Allocation Units	Allocation Pct	Gross Allocation	Direct Billed	Allocation Step 1	Allocation Step 2	Total
MAYOR 01	45,751	0.517358	13,454		13,454		13,454
INSPECTOR GENERAL 03	24,859	0.281109	7,311		7,311		7,311
BUDGET & MANAGEMNT 05	14,461	0.163527	4,253		4,253		4,253
CITY CLERK 25	28,180	0.318663	8,287		8,287		8,287
CITY COUNCIL 15	62,960	0.711959	18,515		18,515		18,515
FINANCE COMMITTEE	11,221	0.126888	3,300		3,300		3,300
FINANCE-CITYWIDE 27	30,639	0.346470	9,010		9,010		9,010
CITY COMPTROLLER	31,600	0.357337	9,293		9,293		9,293
COMPTR-REVENUE SVCS	9,988	0.112946	2,937		2,937		2,937
TREASURER 28	6,620	0.074860	1,947		1,947		1,947
LAW CITY-WIDE 31	33,121	0.374536	9,740		9,740		9,740
HUMAN RESOURCES 33	19,459	0.220045	5,723		5,723		5,723
PROCUREMENT SVCS 35	15,496	0.175231	4,557		4,557		4,557
ASSETS & INFO SVCS 38	52,163	0.589866	15,340		15,340		15,340
AIS-FACILITY MNGMT	14,370	0.162498	4,226		4,226		4,226
AIS-ASSET MANAGEMENT	26,575	0.300513	7,815		7,815	475	8,290
AIS-FLEET OPERATIONS	765,893	8.660812	225,234		225,234	13,686	238,920
AIS-INFORMATION TECH	1,552	0.017550	456		456	28	484
BUILDINGS 67	36,869	0.416919	10,842		10,842	659	11,501
STREETS & SANITATION 81	1,071,249	12.113815	315,033		315,033	19,143	334,176
CS SUPPORT TO TRANSP	272,108	3.077031	80,021		80,021	4,862	84,884
EMERG MNGMT & COMM 58	250,271	2.830095	73,600		73,600	4,472	78,072
COPA 60	30,224	0.341777	8,888		8,888	540	9,428
POLICE DEPT 57	1,793,662	20.282946	527,480		527,480	32,054	559,534
FIRE DEPT 59	1,343,815	15.196025	395,189		395,189	24,014	419,203
ADMIN HEARINGS 30	53,008	0.599421	15,589		15,589	947	16,536
HEALTH 41	390,363	4.414273	114,798		114,798	6,976	121,774
HUMAN RELATIONS 45	24,801	0.280453	7,293		7,293	443	7,737
PEOPLE WITH DISAB 48	3,983	0.045040	1,171		1,171	71	1,242
ANIMAL CARE CNTRL 73	49,901	0.564287	14,675		14,675	892	15,567
BOARD OF ETHICS 78	9,697	0.109655	2,852		2,852	173	3,025
WATER FUND 200	1,469,484	16.617105	432,146		432,146	26,259	458,405
MUNI HOTEL OPER 355 DCASE	338,629	3.829258	99,584		99,584	6,051	105,635
FAMILY SUPTSVC 50	386,421	4.369696	113,639		113,639	6,905	120,544
BUSINESS CONS 70	66,058	0.746992	19,426		19,426	1,180	20,607
HOUSING 21	9,953	0.112550	2,927		2,927	178	3,105
PLANNING & DEV 54	31,693	0.358388	9,320		9,320	566	9,886
ALL OTHER OR UNALLOCATED	16,104	0.182106	4,736		4,736	288	5,024
Schedule .4 Total for RELOCATION	8,843,201	100.000000	2,600,607		2,600,607	150,863	2,751,470

Allocation Basis: SQ FTG BY DEPT (EXCL LIBRARY) - CITY OWNED FACILITIES
Allocation Source: DGS-CITY OF CHICAGO-FACILITIES WORKSHEET - 2020

MAXCAP 2022 MAXIMUS Consulting Services, Inc.

CITY OF CHICAGO, ILLINOIS
Full Cost Allocation Plan
Schedule .4 - Detail Activity Allocations
For Department AIS-FACILITY MNGMT

Activity - OFFICE/BLDG/CUST

Receiving Department	Allocation Units	Allocation Pct	Gross Allocation	Direct Billed	Allocation Step 1	Allocation Step 2	Total
MAYOR 01	48,263	0.487663	105,866		105,866		105,866
INSPECTOR GENERAL 03	24,859	0.251182	54,529		54,529		54,529
BUDGET & MANAGEMNT 05	14,461	0.146118	31,721		31,721		31,721
CITY CLERK 25	28,180	0.284739	61,814		61,814		61,814
CITY COUNCIL 15	63,460	0.641218	139,201		139,201		139,201
FINANCE COMMITTEE	11,221	0.113380	24,613		24,613		24,613
FINANCE-CITYWIDE 27	45,475	0.459492	99,750		99,750		99,750
CITY COMPTROLLER	39,600	0.400130	86,864		86,864		86,864
COMPTR-REVENUE SVCS	51,722	0.522614	113,453		113,453		113,453
TREASURER 28	6,620	0.066890	14,521		14,521		14,521
LAW CITY-WIDE 31	157,275	1.589151	344,986		344,986		344,986
HUMAN RESOURCES 33	19,459	0.196619	42,684		42,684		42,684
PROCUREMENT SVCS 35	15,496	0.156576	33,991		33,991		33,991
ASSETS & INFO SVCS 38	52,163	0.527070	114,421		114,421		114,421
AIS-COMM & FIN&ADMIN	16,107	0.162750	35,331		35,331		35,331
AIS-FACILITY MNGMT	14,370	0.145199	31,521		31,521		31,521
AIS-ASSET MANAGEMENT	26,575	0.268521	58,293		58,293		58,293
AIS-FLEET OPERATIONS	765,893	7.738800	1,680,004		1,680,004		1,680,004
AIS-INFORMATION TECH	40,899	0.413255	89,713		89,713		89,713
BUILDINGS 67	38,260	0.386590	83,924		83,924		83,924
STREETS & SANITATION 81	1,456,941	14.721345	3,195,834		3,195,834		3,195,834
CS SUPPORT TO TRANSP	356,528	3.602460	782,053		782,053		782,053
EMERG MNGMT & COMM 58	250,271	2.528809	548,975		548,975		548,975
COPA 60	32,596	0.329359	71,500		71,500		71,500
POLICE DEPT 57	1,809,727	18.285995	3,969,679		3,969,679		3,969,679
FIRE DEPT 59	1,361,065	13.752586	2,985,528		2,985,528		2,985,528
ADMIN HEARINGS 30	55,094	0.556685	120,850		120,850		120,850
BRD OF ELECT COMM 39	50,153	0.506760	110,012		110,012		110,012
HEALTH 41	511,543	5.168775	1,122,082		1,122,082		1,122,082
HUMAN RELATIONS 45	24,801	0.250596	54,402		54,402		54,402
PEOPLE WITH DISAB 48	3,983	0.040245	8,737		8,737		8,737
ANIMAL CARE CNTRL 73	49,901	0.504214	109,459		109,459		109,459
BOARD OF ETHICS 78	9,697	0.097981	21,271		21,271		21,271
WATER FUND 200	1,480,714	14.961554	3,247,981		3,247,981		3,247,981
MUNI HOTEL OPER 355 DCASE	338,629	3.421603	742,791		742,791		742,791
FAMILY SUPTSVC 50	442,173	4.467841	969,917		969,917		969,917
BUSINESS CONS 70	73,002	0.737633	160,132		160,132		160,132
HOUSING 21	19,289	0.194902	42,311		42,311		42,311
PLANNING & DEV 54	31,693	0.320235	69,519		69,519		69,519
ALL OTHER OR UNALLOCATED	58,635	0.592465	128,617		128,617		128,617
Schedule .4 Total for OFFICE/BLDG/CUST	9,896,793	100.000000	21,708,848		21,708,848	0	21,708,848

Allocation Basis: SQ FTG BY DEPT - CITY OWNED/LEASED FACILITIES (LESS LIBRARY)
Allocation Source: DGS-CITY OF CHICAGO-FACILITIES WORKSHEET - 2020

MAXCAP 2022 MAXIMUS Consulting Services, Inc.

CITY OF CHICAGO, ILLINOIS
Full Cost Allocation Plan
Schedule .4 - Detail Activity Allocations
For Department AIS-FACILITY MNGMT

Activity - FAC AREA MGMT SVCS

Receiving Department	Allocation Units	Allocation Pct	Gross Allocation	Direct Billed	Allocation Step 1	Allocation Step 2	Total
INSPECTOR GENERAL 03	222,522	3.920840	0		0		0
COMPTR-REVENUE SVCS	455,233	8.021211	0		0		0
AIS-FLEET OPERATIONS	348,854	6.146812	0		0		0
BUILDINGS 67	24,939	0.439425	0		0		0
STREETS & SANITATION 81	24,940	0.439443	0		0		0
EMERG MNGMT & COMM 58	24,939	0.439425	0		0		0
COPA 60	115,495	2.035023	0		0		0
ADMIN HEARINGS 30	198,596	3.499264	0		0		0
HEALTH 41	881,555	15.533010	0		0		0
ANIMAL CARE CNTRL 73	239,593	4.221632	0		0		0
CHI PUBLIC LIBRARY 91/346	89,846	1.583088	0		0		0
MUNI HOTEL OPER 355 DCASE	1,751,067	30.853822	0		0		0
FAMILY SUPTSVC 50	1,229,965	21.671998	0		0		0
ALL OTHER OR UNALLOCATED	67,821	1.195007	0		0		0
Schedule .4 Total for FAC AREA MGMT SVCS	5,675,365	100.000000	0		0	0	0

Allocation Basis: BUDGETED COSTS BY DEPT SQ FTG IN 400 W SUPERIOR
Allocation Source: 291-A JUSTIFICATION BUDGET 2020

MAXCAP 2022 MAXIMUS Consulting Services, Inc.

CITY OF CHICAGO, ILLINOIS
Full Cost Allocation Plan
Schedule .4 - Detail Activity Allocations
For Department AIS-FACILITY MNGMT

Activity - FACIL MTCE

Receiving Department	Allocation Units	Allocation Pct	Gross Allocation	Direct Billed	Allocation Step 1	Allocation Step 2	Total
MAYOR 01	45,751	0.517358	3,725		3,725		3,725
INSPECTOR GENERAL 03	24,859	0.281109	2,024		2,024		2,024
BUDGET & MANAGEMNT 05	14,461	0.163527	1,177		1,177		1,177
CITY CLERK 25	28,180	0.318663	2,294		2,294		2,294
CITY COUNCIL 15	62,960	0.711959	5,126		5,126		5,126
FINANCE COMMITTEE	11,221	0.126888	914		914		914
FINANCE-CITYWIDE 27	30,639	0.346470	2,495		2,495		2,495
CITY COMPTROLLER	31,600	0.357337	2,573		2,573		2,573
COMPTR-REVENUE SVCS	9,988	0.112946	813		813		813
TREASURER 28	6,620	0.074860	539		539		539
LAW CITY-WIDE 31	33,121	0.374536	2,697		2,697		2,697
HUMAN RESOURCES 33	19,459	0.220045	1,584		1,584		1,584
PROCUREMENT SVCS 35	15,496	0.175231	1,262		1,262		1,262
ASSETS & INFO SVCS 38	52,163	0.589866	4,247		4,247		4,247
AIS-FACILITY MNGMT	14,370	0.162498	1,170		1,170		1,170
AIS-ASSET MANAGEMENT	26,575	0.300513	2,164		2,164		2,164
AIS-FLEET OPERATIONS	765,893	8.660812	62,357		62,357		62,357
AIS-INFORMATION TECH	1,552	0.017550	126		126		126
BUILDINGS 67	36,869	0.416919	3,002		3,002		3,002
STREETS & SANITATION 81	1,071,249	12.113815	87,219		87,219		87,219
CS SUPPORT TO TRANSP	272,108	3.077031	22,154		22,154		22,154
EMERG MNGMT & COMM 58	250,271	2.830095	20,377		20,377		20,377
COPA 60	30,224	0.341777	2,461		2,461		2,461
POLICE DEPT 57	1,793,662	20.282946	146,036		146,036		146,036
FIRE DEPT 59	1,343,815	15.196025	109,411		109,411		109,411
ADMIN HEARINGS 30	53,008	0.599421	4,316		4,316		4,316
HEALTH 41	390,363	4.414273	31,783		31,783		31,783
HUMAN RELATIONS 45	24,801	0.280453	2,019		2,019		2,019
PEOPLE WITH DISAB 48	3,983	0.045040	324		324		324
ANIMAL CARE CNTRL 73	49,901	0.564287	4,063		4,063		4,063
BOARD OF ETHICS 78	9,697	0.109655	790		790		790
WATER FUND 200	1,469,484	16.617105	119,642		119,642		119,642
MUNI HOTEL OPER 355 DCASE	338,629	3.829258	27,570		27,570		27,570
FAMILY SUPTSVC 50	386,421	4.369696	31,462		31,462		31,462
BUSINESS CONS 70	66,058	0.746992	5,378		5,378		5,378
HOUSING 21	9,953	0.112550	810		810		810
PLANNING & DEV 54	31,693	0.358388	2,580		2,580		2,580
ALL OTHER OR UNALLOCATED	16,104	0.182106	1,311		1,311		1,311
Schedule .4 Total for FACIL MTCE	8,843,201	100.000000	719,995		719,995	0	719,995

Allocation Basis: SQ FTG BY DEPT (EXCL LIBRARY) - CITY OWNED FACILITIES
Allocation Source: DGS-CITY OF CHICAGO-FACILITIES WORKSHEET - 2020

MAXCAP 2022 MAXIMUS Consulting Services, Inc.

CITY OF CHICAGO, ILLINOIS
Full Cost Allocation Plan
Schedule .4 - Detail Activity Allocations
For Department AIS-FACILITY MNGMT

Activity - NPV

Receiving Department	Allocation Units	Allocation Pct	Gross Allocation	Direct Billed	Allocation Step 1	Allocation Step 2	Total
ASSETS & INFO SVCS 38	43,756	39.799891	0		0		0
HEALTH 41	66,184	60.200109	0		0		0
Schedule .4 Total for NPV	109,940	100.000000	0		0	0	0

Allocation Basis: SQUARE FOOTAGE OCCUPIED BY DEPARTMENT
Allocation Source: DGS-CITY OF CHICAGO-FACILITIES WORKSHEET - 2020

MAXCAP 2022 MAXIMUS Consulting Services, Inc.

CITY OF CHICAGO, ILLINOIS
Full Cost Allocation Plan
Schedule .4 - Detail Activity Allocations
For Department AIS-FACILITY MNGMT

Activity - CENTRAL MAIL

Receiving Department	Allocation Units	Allocation Pct	Gross Allocation	Direct Billed	Allocation Step 1	Allocation Step 2	Total
MAYOR 01	1,816	0.647180	469		469		469
BUDGET & MANAGEMNT 05	76	0.027085	20		20		20
CITY CLERK 25	1,642	0.585170	424		424		424
CITY COMPTROLLER	26,961	9.608271	6,965		6,965		6,965
TREASURER 28	10	0.003564	3		3		3
LAW CITY-WIDE 31	178	0.063435	46		46		46
PROCUREMENT SVCS 35	1,536	0.547395	397		397		397
ASSETS & INFO SVCS 38	1,545	0.550602	399		399		399
BUILDINGS 67	11,626	4.143235	3,004		3,004		3,004
STREETS & SANITATION 81	1,269	0.452242	328		328		328
CS SUPPORT TO TRANSP	3,345	1.192080	864		864		864
EMERG MNGMT & COMM 58	2,878	1.025652	744		744		744
COPA 60	6,372	2.270832	1,646		1,646		1,646
FIRE DEPT 59	3,727	1.328216	963		963		963
ADMIN HEARINGS 30	105,112	37.459460	27,156		27,156		27,156
HEALTH 41	12,395	4.417289	3,202		3,202		3,202
HUMAN RELATIONS 45	2,009	0.715961	519		519		519
PEOPLE WITH DISAB 48	2,070	0.737700	535		535		535
ANIMAL CARE CNTRL 73	2,337	0.832852	604		604		604
BOARD OF ETHICS 78	1,065	0.379541	275		275		275
WATER FUND 200	1,492	0.531714	385		385		385
FAMILY SUPTSVC 50	12,958	4.617929	3,348		3,348		3,348
BUSINESS CONS 70	55,832	19.897221	14,424		14,424		14,424
PLANNING & DEV 54	22,351	7.965374	5,774		5,774		5,774
Schedule .4 Total for CENTRAL MAIL	280,602	100.000000	72,494		72,494	0	72,494

Allocation Basis: POSTAGE EXPENSES BY DEPARTMENT
Allocation Source: POSTAGE BY PHONE REPORT AS OF 12/31/2020

MAXCAP 2022 MAXIMUS Consulting Services, Inc.

CITY OF CHICAGO, ILLINOIS
Full Cost Allocation Plan
Schedule .4 - Detail Activity Allocations
For Department AIS-FACILITY MNGMT

Activity - ENVIR HEALTH & SAFETY

Receiving Department	Allocation Units	Allocation Pct	Gross Allocation	Direct Billed	Allocation Step 1	Allocation Step 2	Total
MAYOR 01	48,263	0.410095	0		0		0
INSPECTOR GENERAL 03	24,859	0.211229	0		0		0
BUDGET & MANAGEMNT 05	14,461	0.122876	0		0		0
CITY CLERK 25	28,180	0.239448	0		0		0
CITY COUNCIL 15	63,460	0.539225	0		0		0
FINANCE COMMITTEE	11,221	0.095346	0		0		0
FINANCE-CITYWIDE 27	45,475	0.386405	0		0		0
CITY COMPTROLLER	39,600	0.336485	0		0		0
COMPTR-REVENUE SVCS	51,722	0.439487	0		0		0
TREASURER 28	6,620	0.056251	0		0		0
LAW CITY-WIDE 31	157,275	1.336380	0		0		0
HUMAN RESOURCES 33	19,459	0.165345	0		0		0
PROCUREMENT SVCS 35	15,496	0.131671	0		0		0
ASSETS & INFO SVCS 38	52,163	0.443234	0		0		0
AIS-COMM & FIN&ADMIN	16,107	0.136863	0		0		0
AIS-FACILITY MNGMT	14,370	0.122103	0		0		0
AIS-ASSET MANAGEMENT	26,575	0.225810	0		0		0
AIS-FLEET OPERATIONS	765,893	6.507863	0		0		0
AIS-INFORMATION TECH	40,899	0.347523	0		0		0
BUILDINGS 67	38,260	0.325099	0		0		0
STREETS & SANITATION 81	1,456,941	12.379762	0		0		0
CS SUPPORT TO TRANSP	356,528	3.029451	0		0		0
EMERG MNGMT & COMM 58	250,271	2.126576	0		0		0
COPA 60	32,596	0.276971	0		0		0
POLICE DEPT 57	1,809,727	15.377417	0		0		0
FIRE DEPT 59	1,361,065	11.565095	0		0		0
ADMIN HEARINGS 30	55,094	0.468139	0		0		0
BRD OF ELECT COMM 39	50,153	0.426155	0		0		0
HEALTH 41	511,543	4.346628	0		0		0
HUMAN RELATIONS 45	24,801	0.210736	0		0		0
PEOPLE WITH DISAB 48	3,983	0.033844	0		0		0
ANIMAL CARE CNTRL 73	49,901	0.424013	0		0		0
BOARD OF ETHICS 78	9,697	0.082396	0		0		0
WATER FUND 200	1,480,714	12.581763	0		0		0
CHI PUBLIC LIBRARY 91/346	1,871,939	15.906039	0		0		0
MUNI HOTEL OPER 355 DCASE	338,629	2.877362	0		0		0
FAMILY SUPTSVC 50	442,173	3.757185	0		0		0
BUSINESS CONS 70	73,002	0.620305	0		0		0
HOUSING 21	19,289	0.163900	0		0		0
PLANNING & DEV 54	31,693	0.269298	0		0		0
ALL OTHER OR UNALLOCATED	58,635	0.498227	0		0		0
Schedule .4 Total for ENVIR HEALTH & SAFETY	11,768,732	100.000000	0		0	0	0

Allocation Basis: SQ FTG BY DEPARTMENT - CITY OWNED/LEASED FACILITIES
Allocation Source: DGS-CITY OF CHICAGO-FACILITIES WORKSHEET - 2020

CITY OF CHICAGO, ILLINOIS
Full Cost Allocation Plan
Schedule .5 - Allocation Summary
For Department AIS-FACILITY MNGMT

Receiving Department	Total	DGS-TRADES	CUSTODIAL SVCS	BLDG ENGINEERS	ARCH/ENG
MAYOR 01	484,312	173,493	7,891	117,233	7,169
INSPECTOR GENERAL 03	258,439	94,268	4,287	63,699	3,896
BUDGET & MANAGEMNT 05	150,359	54,838	2,494	37,055	2,266
CITY CLERK 25	293,389	106,862	4,860	72,209	4,416
CITY COUNCIL 15	656,176	238,752	10,859	161,329	9,866
FINANCE COMMITTEE	116,655	42,551	1,935	28,753	1,758
FINANCE-CITYWIDE 27	367,000	116,187	5,284	78,510	4,801
CITY COMPTROLLER	361,622	119,831	5,450	80,972	4,952
COMPTR-REVENUE SVCS	240,190	37,876	1,723	25,593	1,565
TREASURER 28	68,825	25,104	1,142	16,963	1,037
LAW CITY-WIDE 31	750,011	125,599	5,712	84,869	5,190
HUMAN RESOURCES 33	202,299	73,791	3,356	49,862	3,049
PROCUREMENT SVCS 35	161,496	58,763	2,673	39,707	2,428
ASSETS & INFO SVCS 38	542,695	197,808	8,996	133,663	8,174
AIS-COMM & FIN&ADMIN	52,625	0	0	0	0
AIS-FACILITY MNGMT	149,393	54,493	2,478	36,822	2,252
AIS-ASSET MANAGEMENT	286,814	106,224	4,779	71,598	4,344
AIS-FLEET OPERATIONS	8,266,034	3,061,386	137,732	2,063,456	125,209
AIS-INFORMATION TECH	146,217	6,203	279	4,181	254
BUILDINGS 67	405,495	147,371	6,630	99,332	6,027
STREETS & SANITATION 81	12,831,061	4,281,938	192,645	2,886,141	175,130
CS SUPPORT TO TRANSP	3,215,415	1,087,655	48,934	733,109	44,485
EMERG MNGMT & COMM 58	2,701,836	1,000,369	45,007	674,276	40,915
COPA 60	335,648	120,810	5,435	81,429	4,941
POLICE DEPT 57	19,411,287	7,169,529	322,561	4,832,455	293,234
FIRE DEPT 59	14,561,082	5,371,424	241,661	3,620,485	219,689
ADMIN HEARINGS 30	606,117	211,881	9,532	142,813	8,666
BRD OF ELECT COMM 39	165,024	0	0	0	0
HEALTH 41	4,614,997	1,560,338	70,200	1,051,710	63,817
HUMAN RELATIONS 45	268,187	99,133	4,460	66,818	4,054
PEOPLE WITH DISAB 48	43,521	15,920	716	10,731	651
ANIMAL CARE CNTRL 73	539,169	199,462	8,974	134,442	8,158
BOARD OF ETHICS 78	104,931	38,760	1,744	26,125	1,585
WATER FUND 200	15,897,001	5,873,741	264,260	3,959,060	240,234
CHI PUBLIC LIBRARY 91/346	420,583	0	0	0	289,234
MUNI HOTEL OPER 355 DCASE	3,654,712	1,353,549	60,896	912,329	55,360
FAMILY SUPTSVC 50	4,357,311	1,544,581	69,491	1,041,089	63,173
BUSINESS CONS 70	750,215	264,043	11,879	177,972	10,799
HOUSING 21	138,138	39,784	1,790	26,815	1,627
PLANNING & DEV 54	347,826	126,681	5,699	85,387	5,181
ALL OTHER OR UNALLOCATED	313,750	64,370	2,896	43,387	2,632
Direct Bill	0	0	0	0	0
Total	99,237,856	35,265,368	1,587,339	23,772,379	1,732,219

MAXCAP 2022 MAXIMUS Consulting Services, Inc.

CITY OF CHICAGO, ILLINOIS
Full Cost Allocation Plan
Schedule .5 - Allocation Summary
For Department AIS-FACILITY MNGMT

Receiving Department	CONSTR MGMT	SECURITY	RELOCATION	OFFICE/BLDG/CUST	FAC AREA MGMT SVCS
MAYOR 01	3,193	51,818	13,454	105,866	0
INSPECTOR GENERAL 03	1,735	26,690	7,311	54,529	0
BUDGET & MANAGEMNT 05	1,009	15,526	4,253	31,721	0
CITY CLERK 25	1,967	30,256	8,287	61,814	0
CITY COUNCIL 15	4,394	68,135	18,515	139,201	0
FINANCE COMMITTEE	783	12,047	3,300	24,613	0
FINANCE-CITYWIDE 27	2,138	48,825	9,010	99,750	0
CITY COMPTROLLER	2,205	42,517	9,293	86,864	0
COMPTR-REVENUE SVCS	697	55,532	2,937	113,453	0
TREASURER 28	462	7,108	1,947	14,521	0
LAW CITY-WIDE 31	2,312	168,860	9,740	344,986	0
HUMAN RESOURCES 33	1,358	20,892	5,723	42,684	0
PROCUREMENT SVCS 35	1,081	16,637	4,557	33,991	0
ASSETS & INFO SVCS 38	3,641	56,005	15,340	114,421	0
AIS-COMM & FIN&ADMIN	0	17,293	0	35,331	0
AIS-FACILITY MNGMT	1,003	15,429	4,226	31,521	0
AIS-ASSET MANAGEMENT	1,973	29,150	8,290	58,293	0
AIS-FLEET OPERATIONS	56,861	840,108	238,920	1,680,004	0
AIS-INFORMATION TECH	115	44,862	484	89,713	0
BUILDINGS 67	2,737	41,967	11,501	83,924	0
STREETS & SANITATION 81	79,531	1,598,119	334,176	3,195,834	0
CS SUPPORT TO TRANSP	20,202	391,076	84,884	782,053	0
EMERG MNGMT & COMM 58	18,580	274,522	78,072	548,975	0
COPA 60	2,244	35,754	9,428	71,500	0
POLICE DEPT 57	133,167	1,985,092	559,534	3,969,679	0
FIRE DEPT 59	99,767	1,492,952	419,203	2,985,528	0
ADMIN HEARINGS 30	3,935	60,433	16,536	120,850	0
BRD OF ELECT COMM 39	0	55,013	0	110,012	0
HEALTH 41	28,981	561,111	121,774	1,122,082	0
HUMAN RELATIONS 45	1,841	27,204	7,737	54,402	0
PEOPLE WITH DISAB 48	296	4,369	1,242	8,737	0
ANIMAL CARE CNTRL 73	3,705	54,736	15,567	109,459	0
BOARD OF ETHICS 78	720	10,636	3,025	21,271	0
WATER FUND 200	109,097	1,624,195	458,405	3,247,981	0
CHI PUBLIC LIBRARY 91/346	131,349	0	0	0	0
MUNI HOTEL OPER 355 DCASE	25,140	371,442	105,635	742,791	0
FAMILY SUPTSVC 50	28,688	485,020	120,544	969,917	0
BUSINESS CONS 70	4,904	80,076	20,607	160,132	0
HOUSING 21	739	21,158	3,105	42,311	0
PLANNING & DEV 54	2,353	34,764	9,886	69,519	0
ALL OTHER OR UNALLOCATED	1,195	64,317	5,024	128,617	0
Direct Bill	0	0	0	0	0
Total	786,098	10,841,646	2,751,470	21,708,848	0

CITY OF CHICAGO, ILLINOIS
Full Cost Allocation Plan
Schedule .5 - Allocation Summary
For Department AIS-FACILITY MNGMT

Receiving Department	FACIL MTCE	NPV	CENTRAL MAIL	ENVIR HEALTH & SAFETY
MAYOR 01	3,725	0	469	0
INSPECTOR GENERAL 03	2,024	0	0	0
BUDGET & MANAGEMNT 05	1,177	0	20	0
CITY CLERK 25	2,294	0	424	0
CITY COUNCIL 15	5,126	0	0	0
FINANCE COMMITTEE	914	0	0	0
FINANCE-CITYWIDE 27	2,495	0	0	0
CITY COMPTROLLER	2,573	0	6,965	0
COMPTR-REVENUE SVCS	813	0	0	0
TREASURER 28	539	0	3	0
LAW CITY-WIDE 31	2,697	0	46	0
HUMAN RESOURCES 33	1,584	0	0	0
PROCUREMENT SVCS 35	1,262	0	397	0
ASSETS & INFO SVCS 38	4,247	0	399	0
AIS-COMM & FIN&ADMIN	0	0	0	0
AIS-FACILITY MNGMT	1,170	0	0	0
AIS-ASSET MANAGEMENT	2,164	0	0	0
AIS-FLEET OPERATIONS	62,357	0	0	0
AIS-INFORMATION TECH	126	0	0	0
BUILDINGS 67	3,002	0	3,004	0
STREETS & SANITATION 81	87,219	0	328	0
CS SUPPORT TO TRANSP	22,154	0	864	0
EMERG MNGMT & COMM 58	20,377	0	744	0
COPA 60	2,461	0	1,646	0
POLICE DEPT 57	146,036	0	0	0
FIRE DEPT 59	109,411	0	963	0
ADMIN HEARINGS 30	4,316	0	27,156	0
BRD OF ELECT COMM 39	0	0	0	0
HEALTH 41	31,783	0	3,202	0
HUMAN RELATIONS 45	2,019	0	519	0
PEOPLE WITH DISAB 48	324	0	535	0
ANIMAL CARE CNTRL 73	4,063	0	604	0
BOARD OF ETHICS 78	790	0	275	0
WATER FUND 200	119,642	0	385	0
CHI PUBLIC LIBRARY 91/346	0	0	0	0
MUNI HOTEL OPER 355 DCASE	27,570	0	0	0
FAMILY SUPTSVC 50	31,462	0	3,348	0
BUSINESS CONS 70	5,378	0	14,424	0
HOUSING 21	810	0	0	0
PLANNING & DEV 54	2,580	0	5,774	0
ALL OTHER OR UNALLOCATED	1,311	0	0	0
Direct Bill	0	0	0	0
Total	719,995	0	72,494	0

The Bureau of Asset Management is responsible for overseeing and managing various support services (such as central mailing, document retention, and customer service), for lease and real estate portfolio management, for all energy services, and for providing graphic services to all City departments.

Costs have been functionalized and allocated as follows:

- **Leasing/Portfolio.** Costs related to the negotiation and processing of leases for City departments have been allocated based on the number of leases processed per City department in 2020.
- **Graphics Services.** Costs have been allocated based on budgeted cost per department or fund for budget fiscal year 2020. Directly charged amounts to non-Corporate Fund departments/ funds have been deducted.
- **Energy Services.** Administrative costs related to Energy Services have been allocated based on the square footage per department of city owned facilities.
- **Document Retention.** Costs related to this function have been allocated based on the number of budgeted positions by department/organization/fund.
- **Environmental Health & Safety.** Costs related to Environmental Health and Safety have been allocated based on the square footage per department of city owned and leased facilities.
- **Property Rental.** FFM budgeted lease expense for property rental has been allocated to City departments based on the leasing expenses paid by AIS per Department, excluding Enterprise Funds.
- **Motor Fuel/Gasoline.** Costs related to Motor Fuel have been allocated to the AIS – Fleet Operations chapter, for reallocation.
- **Natural Gas.** Natural gas costs have been allocated based on budgeted cost per department for budget fiscal year 2020.
- **Electricity.** Electricity costs have been allocated based on budgeted cost per department for budget fiscal year 2020.
- **PBC Expenses.** PBC Expenses have been allocated based on budgeted cost per department for budget fiscal year 2020.
- **CDBG.** CDBG related indirect costs have been allocated to the CDBG Programs chapter for reallocation, after deducting directly charged costs.

MAXCAP 2022 MAXIMUS Consulting Services, Inc.

CITY OF CHICAGO, ILLINOIS
Full Cost Allocation Plan
Schedule .2 - Costs To Be Allocated
For Department AIS-ASSET MANAGEMENT

	1st Allocation	2nd Allocation	Sub-Total	Total
Expenditures Per Financial Statement:	34,536,818			34,536,818
Cost Adjustments:				
CDBG FUND SAL	200,262			
Total Departmental Cost Adjustments:	200,262			200,262
Inbound Costs:				
BUILDING DEPRECIATION	256,237		256,237	
EMPLOYEE BENEFITS	735,310	19	735,329	
RETIREMENT	1,075,383		1,075,383	
FINANCE GENERAL 99	197,019	174	197,193	
MAYOR 01	10,595	7,040	17,635	
INSPECTOR GENERAL 03	16,580	1,230	17,810	
BUDGET & MANAGEMNT 05	35,140	22,273	57,413	
FINANCE COMMITTEE	68	18	85	
COMPTR-FIN STRATG OPS	9,591	1,043	10,635	
HUMAN RESOURCES 33	15,771	810	16,581	
ASSETS & INFO SVCS 38	589,035	269,548	858,583	
AIS-COMM & FIN&ADMIN	1,152,275	394,179	1,546,454	
AIS-FACILITY MNGMT	276,278	10,536	286,814	
AIS-ASSET MANAGEMENT		11,089	11,089	
AIS-BUILDING MTCE/OPER		676,303	676,303	
EMERG MNGMT & COMM 58		4,067	4,067	
Total Allocated Additions:	4,369,282	1,398,328	5,767,610	5,767,610
Total To Be Allocated:	39,106,362	1,398,328		40,504,690

CITY OF CHICAGO, ILLINOIS
Full Cost Allocation Plan
Schedule .3 - Costs Allocated By Activity
For Department AIS-ASSET MANAGEMENT

	Total	G&A	LEASING/PORTFOLIO	GRAPHICS SVCS	ENERGY SVCS
Wages & Benefits					
Salaries & Wages	3,719,918	0	427,104	1,656,519	183,126
Fringe Benefits	0	0	0	0	0
Other Expense & Cost					
OVERTIME	24,899	0	0	24,899	0
BUDGETS / 015 PERSONAL SERVICE	504,229	0	0	0	0
PERSONAL SERV - PRIOR APPR REQ	(17,440)	(17,440)	0	0	0
PROF AND TECHNICAL SERVICES	1,788,899	0	718,078	180,000	67,123
APPRAISALS	9,450	0	9,450	0	0
PURCH, LICENSE, MAINT SOFTWARE	102,657	0	0	30,724	0
RENTAL OF PROPERTY	12,935,637	0	0	0	0
LEASE PURCHASE OF EQUIPMENT	349,746	0	0	349,746	0
REPAIR OR MAINTENANCE OF PROP	562,152	0	0	0	0
REPAIR OR MAINTENANCE OF EQUIP	34,311	0	0	34,311	0
DUES, SUBSCRIPT, MEMBERSHIPS	922	0	0	0	0
TECHNICAL MEETINGS COSTS	49,533	0	0	0	0
MESSENGER SERVICE	673	0	0	673	0
TELEPHONE - MOBILE & PORTABLE	157,670	157,670	0	0	0
CLOTHING	32,285	0	0	0	0
NATURAL GAS	3,133,987	0	0	0	0
ELECTRICITY ACCOUNT	10,485,659	0	0	0	0
MATERIALS AND SUPPLIES	241,194	0	1,007	209,220	0
STATIONERY & OFFICE SUPPLIES	420,437	0	0	420,437	0
Departmental Total					
Expenditures Per Financial Statement	34,536,818				
Deductions					
*Total Disallowed Costs	0	0	0	0	0
Cost Adjustments					
CDBG FUND SAL	200,262	0	0	0	0
Functional Cost	34,737,080	140,230	1,155,639	2,906,529	250,249
Allocation Step 1					
Inbound - EMPLOYEE BENEFITS	735,310	0	84,414	327,434	36,177
Inbound - RETIREMENT	1,075,383	0	123,454	478,868	52,909
Inbound - FINANCE GENERAL 99	197,019	0	22,618	87,733	9,693
Inbound - All Others	2,361,570	0	257,293	997,912	110,317
Reallocate Admin Costs		(140,230)	15,285	59,247	6,549
Unallocated Costs	0	0	0	0	0
1st Allocation	39,106,362	0	1,658,702	4,857,722	465,895
Allocation Step 2					
Inbound - EMPLOYEE BENEFITS	19	0	2	8	1
Inbound - FINANCE GENERAL 99	174	0	20	77	9
Inbound - All Others	1,398,136	0	152,324	590,813	65,308

CITY OF CHICAGO, ILLINOIS
Full Cost Allocation Plan
Schedule .3 - Costs Allocated By Activity
For Department AIS-ASSET MANAGEMENT

	Total	G&A	LEASING/PORTFOLIO	GRAPHICS SVCS	ENERGY SVCS
2nd Allocation	1,398,328	0	152,346	590,899	65,318
Total For AIS-ASSET MANAGEMENT					
Schedule .3 Total	40,504,690	0	1,811,049	5,448,621	531,212

CITY OF CHICAGO, ILLINOIS
Full Cost Allocation Plan
Schedule .3 - Costs Allocated By Activity
For Department AIS-ASSET MANAGEMENT

	DOC RETENTION	ENVIR HEALTH & SAFETY	PROPERTY RENTAL	MOTOR FUEL/GASOLINE	NATURAL GAS
Wages & Benefits					
Salaries & Wages	196,992	1,256,177	0	0	0
Fringe Benefits	0	0	0	0	0
Other Expense & Cost					
OVERTIME	0	0	0	0	0
BUDGETS / 015 PERSONAL SERVICE	0	0	0	0	0
PERSONAL SERV - PRIOR APPR REQ	0	0	0	0	0
PROF AND TECHNICAL SERVICES	602,949	220,749	0	0	0
APPRAISALS	0	0	0	0	0
PURCH, LICENSE, MAINT SOFTWARE	0	71,933	0	0	0
RENTAL OF PROPERTY	0	0	12,935,637	0	0
LEASE PURCHASE OF EQUIPMENT	0	0	0	0	0
REPAIR OR MAINTENANCE OF PROP	0	562,152	0	0	0
REPAIR OR MAINTENANCE OF EQUIP	0	0	0	0	0
DUES, SUBSCRIPT, MEMBERSHIPS	0	922	0	0	0
TECHNICAL MEETINGS COSTS	0	49,533	0	0	0
MESSENGER SERVICE	0	0	0	0	0
TELEPHONE - MOBILE & PORTABLE	0	0	0	0	0
CLOTHING	0	32,285	0	0	0
NATURAL GAS	0	0	0	0	3,133,987
ELECTRICITY ACCOUNT	0	0	0	0	0
MATERIALS AND SUPPLIES	0	30,967	0	0	0
STATIONERY & OFFICE SUPPLIES	0	0	0	0	0
Departmental Total Expenditures Per Financial Statement					
Deductions					
*Total Disallowed Costs	0	0	0	0	0
Cost Adjustments					
CDBG FUND SAL	0	0	0	0	0
Functional Cost	799,941	2,224,718	12,935,637	0	3,133,987
Allocation Step 1					
Inbound - EMPLOYEE BENEFITS	38,971	248,314	0	0	0
Inbound - RETIREMENT	56,995	363,157	0	0	0
Inbound - FINANCE GENERAL 99	10,442	66,533	0	0	0
Inbound - All Others	118,670	756,738	0	0	0
Reallocate Admin Costs	7,054	44,930	0	0	0
Unallocated Costs	0	0	0	0	0
1st Allocation	1,032,074	3,704,390	12,935,637	0	3,133,987
Allocation Step 2					
Inbound - EMPLOYEE BENEFITS	1	6	0	0	0
Inbound - FINANCE GENERAL 99	9	59	0	0	0
Inbound - All Others	70,254	448,015	0	0	0

CITY OF CHICAGO, ILLINOIS
Full Cost Allocation Plan
Schedule .3 - Costs Allocated By Activity
For Department AIS-ASSET MANAGEMENT

	DOC RETENTION	ENVIR HEALTH & SAFETY	PROPERTY RENTAL	MOTOR FUEL/GASOLINE	NATURAL GAS
2nd Allocation	70,265	448,080	0	0	0
Total For AIS-ASSET MANAGEMENT					
Schedule .3 Total	1,102,338	4,152,470	12,935,637	0	3,133,987

CITY OF CHICAGO, ILLINOIS
Full Cost Allocation Plan
Schedule .3 - Costs Allocated By Activity
For Department AIS-ASSET MANAGEMENT

	ELECTRICITY	PBC EXPENSES	CDBG
Wages & Benefits			
Salaries & Wages	0	0	0
Fringe Benefits	0	0	0
Other Expense & Cost			
OVERTIME	0	0	0
BUDGETS / 015 PERSONAL SERVICE	0	504,229	0
PERSONAL SERV - PRIOR APPR REQ	0	0	0
PROF AND TECHNICAL SERVICES	0	0	0
APPRAISALS	0	0	0
PURCH, LICENSE, MAINT SOFTWARE	0	0	0
RENTAL OF PROPERTY	0	0	0
LEASE PURCHASE OF EQUIPMENT	0	0	0
REPAIR OR MAINTENANCE OF PROP	0	0	0
REPAIR OR MAINTENANCE OF EQUIP	0	0	0
DUES, SUBSCRIPT, MEMBERSHIPS	0	0	0
TECHNICAL MEETINGS COSTS	0	0	0
MESSENGER SERVICE	0	0	0
TELEPHONE - MOBILE & PORTABLE	0	0	0
CLOTHING	0	0	0
NATURAL GAS	0	0	0
ELECTRICITY ACCOUNT	10,485,659	0	0
MATERIALS AND SUPPLIES	0	0	0
STATIONERY & OFFICE SUPPLIES	0	0	0
Departmental Total Expenditures Per Financial Statement			
Deductions			
*Total Disallowed Costs	0	0	0
Cost Adjustments			
CDBG FUND SAL	0	0	200,262
Functional Cost	10,485,659	504,229	200,262
Allocation Step 1			
Inbound - EMPLOYEE BENEFITS	0	0	0
Inbound - RETIREMENT	0	0	0
Inbound - FINANCE GENERAL 99	0	0	0
Inbound - All Others	0	0	120,640
Reallocate Admin Costs	0	0	7,166
Unallocated Costs	0	0	0
1st Allocation	10,485,659	504,229	328,068
Allocation Step 2			
Inbound - EMPLOYEE BENEFITS	0	0	0
Inbound - FINANCE GENERAL 99	0	0	0
Inbound - All Others	0	0	71,420

CITY OF CHICAGO, ILLINOIS
Full Cost Allocation Plan
Schedule .3 - Costs Allocated By Activity
For Department AIS-ASSET MANAGEMENT

	ELECTRICITY	PBC EXPENSES	CDBG
2nd Allocation	0	0	71,420
Total For AIS-ASSET MANAGEMENT			
Schedule .3 Total	10,485,659	504,229	399,488

CITY OF CHICAGO, ILLINOIS
Full Cost Allocation Plan
Schedule .4 - Detail Activity Allocations
For Department AIS-ASSET MANAGEMENT

Activity - LEASING/PORTFOLIO

Receiving Department	Allocation Units	Allocation Pct	Gross Allocation	Direct Billed	Allocation Step 1	Allocation Step 2	Total
MAYOR 01	2	4.444444	73,720		73,720		73,720
CITY CLERK 25	1	2.222222	36,860		36,860		36,860
CITY COMPTROLLER	1	2.222222	36,860		36,860		36,860
STREETS & SANITATION 81	4	8.888889	147,440		147,440	14,863	162,303
POLICE DEPT 57	1	2.222222	36,860		36,860	3,716	40,576
FIRE DEPT 59	1	2.222222	36,860		36,860	3,716	40,576
BRD OF ELECT COMM 39	1	2.222222	36,860		36,860	3,716	40,576
HEALTH 41	8	17.777778	294,880		294,880	29,726	324,607
WATER FUND 200	1	2.222222	36,860		36,860	3,716	40,576
CHI PUBLIC LIBRARY 91/346	12	26.666669	442,321		442,321	44,590	486,912
FAMILY SUPTSVC 50	10	22.222222	368,601		368,601	37,157	405,758
BUSINESS CONS 70	1	2.222222	36,860		36,860	3,716	40,576
HOUSING 21	2	4.444444	73,720		73,720	7,431	81,151
Schedule .4 Total for LEASING/PORTFOLIO	45	100.000000	1,658,702		1,658,702	152,346	1,811,049

Allocation Basis: TOTAL NUMBER OF LEASES PROCESSED
Allocation Source: 2020 DFFM REPORT OF LEASED FACILITIES

MAXCAP 2022 MAXIMUS Consulting Services, Inc.

CITY OF CHICAGO, ILLINOIS
Full Cost Allocation Plan
Schedule .4 - Detail Activity Allocations
For Department AIS-ASSET MANAGEMENT

Activity - GRAPHICS SVCS

Receiving Department	Allocation Units	Allocation Pct	Gross Allocation	Direct Billed	Allocation Step 1	Allocation Step 2	Total
MAYOR 01	125,000.00	5.700164	276,898		276,898		276,898
INSPECTOR GENERAL 03	2,000.00	0.091203	4,430		4,430		4,430
BUDGET & MANAGEMNT 05	70,000.00	3.192092	155,063		155,063		155,063
CITY CLERK 25	30,000.00	1.368039	66,455		66,455		66,455
FINANCE-CITYWIDE 27	55,000.00	2.508072	121,835		121,835		121,835
TREASURER 28	10,000.00	0.456013	22,152		22,152		22,152
LAW CORPORATE	20,000.00	0.912026	44,304		44,304		44,304
HUMAN RESOURCES 33	7,500.00	0.342010	16,614		16,614		16,614
PROCUREMENT SVCS 35	40,000.00	1.824053	88,607		88,607		88,607
ASSETS & INFO SVCS 38	90,000.00	4.104118	199,367		199,367		199,367
AIS-INFORMATION TECH	40,000.00	1.824053	88,607		88,607	13,557	102,165
BUILDINGS 67	28,750.00	1.311038	63,687		63,687	9,744	73,431
STREETS & SANITATION 81	230,000.00	10.488303	509,493		509,493	77,954	587,447
CS SUPPORT TO AVIATION	25,950.00	1.183354	57,484		57,484	8,795	66,279
CS SUPPORT TO TRANSP	50,000.00	2.280066	110,759		110,759	16,947	127,706
EMERG MNGMT & COMM 58	25,000.00	1.140033	55,380		55,380	8,473	63,853
COPA 60	12,000.00	0.547216	26,582		26,582	4,067	30,649
POLICE DEPT 57	450,000.00	20.520592	996,834		996,834	152,520	1,149,354
FIRE DEPT 59	10,000.00	0.456013	22,152		22,152	3,389	25,541
ADMIN HEARINGS 30	21,850.00	0.996389	48,402		48,402	7,406	55,807
HEALTH 41	51,999.17	2.371231	115,188		115,188	17,624	132,812
HUMAN RELATIONS 45	12,000.00	0.547216	26,582		26,582	4,067	30,649
PEOPLE WITH DISAB 48	61,000.00	2.781680	135,126		135,126	20,675	155,801
ANIMAL CARE CNTRL 73	6,000.00	0.273608	13,291		13,291	2,034	15,325
MIDWAY OPERTNS FD 610	35,863.00	1.635400	79,443		79,443	12,155	91,598
O'HARE OPERTNS FD 740	91,725.00	4.182781	203,188		203,188	31,088	234,276
WATER FUND 200	118,823.00	5.418485	263,215		263,215	40,273	303,488
SEWER FUND 314	805.00	0.036709	1,783		1,783	273	2,056
CHI PUBLIC LIBRARY 91/346	35,000.00	1.596046	77,531		77,531	11,862	89,394
CDBG FUNDS	67,148.00	3.062037	148,745		148,745	22,759	171,504
VEHICLE TAX FUND 300	90,506.00	4.127193	200,488		200,488	30,675	231,163
MUNI HOTEL OPER 355 DCASE	75,000.00	3.420099	166,139		166,139	25,420	191,559
FAMILY SUPTSVC 50	60,000.00	2.736079	132,911		132,911	20,336	153,247
BUSINESS CONS 70	75,000.00	3.420099	166,139		166,139	25,420	191,559
HOUSING 21	30,000.00	1.368039	66,455		66,455	10,168	76,623
PLANNING & DEV 54	39,000.00	1.778451	86,392		86,392	13,218	99,610
Schedule .4 Total for GRAPHICS SVCS	2,192,919.17	100.000000	4,857,722		4,857,722	590,899	5,448,621

Allocation Basis: GRAPHICS ALLOCATIONS BY DEPARTMENT/FUND
Allocation Source: GRAPHIC BREAKDOWN REPORT FOR BFY 2020

MAXCAP 2022 MAXIMUS Consulting Services, Inc.

CITY OF CHICAGO, ILLINOIS
Full Cost Allocation Plan
Schedule .4 - Detail Activity Allocations
For Department AIS-ASSET MANAGEMENT

Activity - ENERGY SVCS

Receiving Department	Allocation Units	Allocation Pct	Gross Allocation	Direct Billed	Allocation Step 1	Allocation Step 2	Total
MAYOR 01	45,751	0.431108	2,008		2,008		2,008
INSPECTOR GENERAL 03	24,859	0.234245	1,091		1,091		1,091
BUDGET & MANAGEMNT 05	14,461	0.136265	635		635		635
CITY CLERK 25	28,180	0.265538	1,237		1,237		1,237
CITY COUNCIL 15	62,960	0.593267	2,764		2,764		2,764
FINANCE COMMITTEE	11,221	0.105735	493		493		493
FINANCE-CITYWIDE 27	30,639	0.288709	1,345		1,345		1,345
CITY COMPTROLLER	31,600	0.297764	1,387		1,387		1,387
COMPTR-REVENUE SVCS	9,988	0.094116	438		438		438
TREASURER 28	6,620	0.062380	291		291		291
LAW CITY-WIDE 31	33,121	0.312097	1,454		1,454		1,454
HUMAN RESOURCES 33	19,459	0.183361	854		854		854
PROCUREMENT SVCS 35	15,496	0.146018	680		680		680
ASSETS & INFO SVCS 38	52,163	0.491528	2,290		2,290		2,290
AIS-FACILITY MNGMT	14,370	0.135407	631		631		631
AIS-ASSET MANAGEMENT	26,575	0.250414	1,167		1,167		1,167
AIS-FLEET OPERATIONS	765,893	7.216953	33,623		33,623	4,912	38,535
AIS-INFORMATION TECH	1,552	0.014624	68		68	10	78
BUILDINGS 67	36,869	0.347414	1,619		1,619	236	1,855
STREETS & SANITATION 81	1,071,249	10.094300	47,029		47,029	6,870	53,899
CS SUPPORT TO TRANSP	272,108	2.564054	11,946		11,946	1,745	13,691
EMERG MNGMT & COMM 58	250,271	2.358285	10,987		10,987	1,605	12,592
COPA 60	30,224	0.284799	1,327		1,327	194	1,520
POLICE DEPT 57	1,793,662	16.901544	78,744		78,744	11,505	90,250
FIRE DEPT 59	1,343,815	12.662669	58,995		58,995	8,618	67,613
ADMIN HEARINGS 30	53,008	0.499490	2,327		2,327	340	2,667
HEALTH 41	390,363	3.678362	17,137		17,137	2,503	19,641
HUMAN RELATIONS 45	24,801	0.233698	1,089		1,089	159	1,248
PEOPLE WITH DISAB 48	3,983	0.037532	175		175	25	200
ANIMAL CARE CNTRL 73	49,901	0.470213	2,191		2,191	320	2,511
BOARD OF ETHICS 78	9,697	0.091374	426		426	62	488
WATER FUND 200	1,469,484	13.846839	64,512		64,512	9,424	73,936
CHI PUBLIC LIBRARY 91/346	1,769,214	16.671172	77,670		77,670	11,346	89,016
MUNI HOTEL OPER 355 DCASE	338,629	3.190876	14,866		14,866	2,172	17,038
FAMILY SUPTSVC 50	386,421	3.641216	16,964		16,964	2,478	19,442
BUSINESS CONS 70	66,058	0.622460	2,900		2,900	423	3,323
HOUSING 21	9,953	0.093786	437		437	64	501
PLANNING & DEV 54	31,693	0.298641	1,391		1,391	203	1,594
ALL OTHER OR UNALLOCATED	16,104	0.151747	707		707	103	810
Schedule .4 Total for ENERGY SVCS	10,612,415	100.000000	465,895		465,895	65,318	531,212

Allocation Basis: SQ FTG BY DEPT - CITY OWNED FACILITIES
Allocation Source: DGS-CITY OF CHICAGO-FACILITIES WORKSHEET - 2020

MAXCAP 2022 MAXIMUS Consulting Services, Inc.

CITY OF CHICAGO, ILLINOIS
Full Cost Allocation Plan
Schedule .4 - Detail Activity Allocations
For Department AIS-ASSET MANAGEMENT

Activity - DOC RETENTION

Receiving Department	Allocation Units	Allocation Pct	Gross Allocation	Direct Billed	Allocation Step 1	Allocation Step 2	Total
MAYOR 01	105	0.298949	3,085		3,085		3,085
INSPECTOR GENERAL 03	73	0.207841	2,145		2,145		2,145
BUDGET & MANAGEMNT 05	48	0.136663	1,410		1,410		1,410
CITY CLERK 25	96	0.273325	2,821		2,821		2,821
CITY COUNCIL/COMM 15	210	0.597899	6,171		6,171		6,171
CITY COUNCIL 15	4	0.011389	118		118		118
CITY COMPTROLLER	29	0.082567	852		852		852
COMPTR-ACCT FIN RPTG	67	0.190758	1,969		1,969		1,969
COMPTR-FIN STRATG OPS	80	0.227771	2,351		2,351		2,351
COMPTR-REVENUE SVCS	293	0.834211	8,610		8,610		8,610
TREASURER 28	12	0.034166	353		353		353
LAW CORPORATE	368	1.047746	10,813		10,813		10,813
HUMAN RESOURCES 33	76	0.216382	2,233		2,233		2,233
PROCUREMENT SVCS 35	74	0.210688	2,174		2,174		2,174
AIS-COMM & FIN&ADMIN	33	0.093956	970		970		970
AIS-FACILITY MNGMT	386	1.098995	11,342		11,342		11,342
AIS-ASSET MANAGEMENT	53	0.150898	1,557		1,557		1,557
AIS-FLEET OPERATIONS	438	1.247046	12,870		12,870	929	13,800
AIS-INFORMATION TECH	106	0.301797	3,115		3,115	225	3,339
PUBLIC SAFETY ADMIN 51	411	1.170173	12,077		12,077	872	12,949
BUILDINGS 67	247	0.703243	7,258		7,258	524	7,782
STREETS & SANITATION 81	2,170	6.178288	63,765		63,765	4,604	68,369
CS SUPPORT TO TRANSP	1,211	3.447883	35,585		35,585	2,569	38,154
EMERG MNGMT & COMM 58	1,655	4.712012	48,631		48,631	3,511	52,143
POLICE BOARD 55	2	0.005694	59		59	4	63
COPA 60	151	0.429918	4,437		4,437	320	4,757
POLICE DEPT 57	14,371	40.916210	422,286		422,286	30,495	452,781
FIRE DEPT 59	4,846	13.797227	142,398		142,398	10,282	152,680
ADMIN HEARINGS 30	41	0.116733	1,205		1,205	87	1,292
BRD OF ELECT COMM 39	118	0.335962	3,467		3,467	250	3,718
HEALTH 41	613	1.745295	18,013		18,013	1,300	19,313
HUMAN RELATIONS 45	19	0.054096	558		558	40	599
PEOPLE WITH DISAB 48	30	0.085414	882		882	64	945
ANIMAL CARE CNTRL 73	69	0.196452	2,028		2,028	146	2,174
LIQ LICENSE APPEAL COM 77	1	0.002847	29		29	2	31
BOARD OF ETHICS 78	8	0.022777	235		235	17	252
MIDWAY OPERTNS FD 610	457	1.301142	13,429		13,429	970	14,398
O'HARE OPERTNS FD 740	2,286	6.508556	67,173		67,173	4,850	72,023
WATER FUND 200	1,541	4.387438	45,282		45,282	3,270	48,551
SEWER FUND 314	494	1.406486	14,516		14,516	1,048	15,564
CHI PUBLIC LIBRARY 91/346	913	2.599436	26,828		26,828	1,937	28,765
MUNI HOTEL OPER 355 DCASE	76	0.216382	2,233		2,233	161	2,394
FAMILY SUPTSVC 50	389	1.107536	11,431		11,431	825	12,256
BUSINESS CONS 70	196	0.558039	5,759		5,759	416	6,175
HOUSING 21	83	0.236312	2,439		2,439	176	2,615
PLANNING & DEV 54	174	0.495402	5,113		5,113	369	5,482
Schedule .4 Total for DOC RETENTION	35,123	100.000000	1,032,074		1,032,074	70,265	1,102,338

Allocation Basis: NUMBER OF BUDGETED POSITIONS BY DEPARTMENT/FUND/GRANT
Allocation Source: 2020 ANNUAL APPROPRIATION ORDINANCE/NON-LOCAL FUNDS

MAXCAP 2022 MAXIMUS Consulting Services, Inc.

CITY OF CHICAGO, ILLINOIS
Full Cost Allocation Plan
Schedule .4 - Detail Activity Allocations
For Department AIS-ASSET MANAGEMENT

Activity - ENVIR HEALTH & SAFETY

Receiving Department	Allocation Units	Allocation Pct	Gross Allocation	Direct Billed	Allocation Step 1	Allocation Step 2	Total
MAYOR 01	48,263	0.410095	15,192		15,192		15,192
INSPECTOR GENERAL 03	24,859	0.211229	7,825		7,825		7,825
BUDGET & MANAGEMNT 05	14,461	0.122876	4,552		4,552		4,552
CITY CLERK 25	28,180	0.239448	8,870		8,870		8,870
CITY COUNCIL 15	63,460	0.539225	19,975		19,975		19,975
FINANCE COMMITTEE	11,221	0.095346	3,532		3,532		3,532
FINANCE-CITYWIDE 27	45,475	0.386405	14,314		14,314		14,314
CITY COMPTROLLER	39,600	0.336485	12,465		12,465		12,465
COMPTR-REVENUE SVCS	51,722	0.439487	16,280		16,280		16,280
TREASURER 28	6,620	0.056251	2,084		2,084		2,084
LAW CITY-WIDE 31	157,275	1.336380	49,505		49,505		49,505
HUMAN RESOURCES 33	19,459	0.165345	6,125		6,125		6,125
PROCUREMENT SVCS 35	15,496	0.131671	4,878		4,878		4,878
ASSETS & INFO SVCS 38	52,163	0.443234	16,419		16,419		16,419
AIS-COMM & FIN&ADMIN	16,107	0.136863	5,070		5,070		5,070
AIS-FACILITY MNGMT	14,370	0.122103	4,523		4,523		4,523
AIS-ASSET MANAGEMENT	26,575	0.225810	8,365		8,365		8,365
AIS-FLEET OPERATIONS	765,893	6.507863	241,077		241,077	30,824	271,901
AIS-INFORMATION TECH	40,899	0.347523	12,874		12,874	1,646	14,519
BUILDINGS 67	38,260	0.325099	12,043		12,043	1,540	13,583
STREETS & SANITATION 81	1,456,941	12.379762	458,595		458,595	58,637	517,231
CS SUPPORT TO TRANSP	356,528	3.029451	112,223		112,223	14,349	126,572
EMERG MNGMT & COMM 58	250,271	2.126576	78,777		78,777	10,072	88,849
COPA 60	32,596	0.276971	10,260		10,260	1,312	11,572
POLICE DEPT 57	1,809,727	15.377417	569,639		569,639	72,835	642,474
FIRE DEPT 59	1,361,065	11.565095	428,416		428,416	54,778	483,194
ADMIN HEARINGS 30	55,094	0.468139	17,342		17,342	2,217	19,559
BRD OF ELECT COMM 39	50,153	0.426155	15,786		15,786	2,018	17,805
HEALTH 41	511,543	4.346628	161,016		161,016	20,588	181,604
HUMAN RELATIONS 45	24,801	0.210736	7,806		7,806	998	8,804
PEOPLE WITH DISAB 48	3,983	0.033844	1,254		1,254	160	1,414
ANIMAL CARE CNTRL 73	49,901	0.424013	15,707		15,707	2,008	17,715
BOARD OF ETHICS 78	9,697	0.082396	3,052		3,052	390	3,442
WATER FUND 200	1,480,714	12.581763	466,078		466,078	59,594	525,671
CHI PUBLIC LIBRARY 91/346	1,871,939	15.906039	589,222		589,222	75,340	664,562
MUNI HOTEL OPER 355 DCASE	338,629	2.877362	106,589		106,589	13,629	120,217
FAMILY SUPTSVC 50	442,173	3.757185	139,181		139,181	17,796	156,977
BUSINESS CONS 70	73,002	0.620305	22,979		22,979	2,938	25,916
HOUSING 21	19,289	0.163900	6,071		6,071	776	6,848
PLANNING & DEV 54	31,693	0.269298	9,976		9,976	1,275	11,251
ALL OTHER OR UNALLOCATED	58,635	0.498227	18,456		18,456	2,360	20,816
Schedule .4 Total for ENVIR HEALTH & SAFETY	11,768,732	100.000000	3,704,390		3,704,390	448,080	4,152,470

Allocation Basis: SQ FTG BY DEPARTMENT - CITY OWNED/LEASED FACILITIES
Allocation Source: DGS-CITY OF CHICAGO-FACILITIES WORKSHEET - 2020

MAXCAP 2022 MAXIMUS Consulting Services, Inc.

CITY OF CHICAGO, ILLINOIS
Full Cost Allocation Plan
Schedule .4 - Detail Activity Allocations
For Department AIS-ASSET MANAGEMENT

Activity - PROPERTY RENTAL

Receiving Department	Allocation Units	Allocation Pct	Gross Allocation	Direct Billed	Allocation Step 1	Allocation Step 2	Total
MAYOR 01	91,328.00	0.700907	90,667		90,667		90,667
INSPECTOR GENERAL 03	8,280.00	0.063546	8,220		8,220		8,220
CITY CLERK 25	177,222.00	1.360111	175,939		175,939		175,939
COMPTR-REVENUE SVCS	283,580.00	2.176368	281,527		281,527		281,527
AIS-BUILDING MTCE/OPER	11,231,568.00	86.197992	11,150,259		11,150,259		11,150,259
BUILDINGS 67	58,482.00	0.448827	58,059		58,059		58,059
CS SUPPORT TO TRANSP	700.00	0.005372	695		695		695
POLICE DEPT 57	399,194.00	3.063661	396,304		396,304		396,304
ADMIN HEARINGS 30	130,796.00	1.003809	129,849		129,849		129,849
HEALTH 41	603,515.00	4.631747	599,146		599,146		599,146
FAMILY SUPTSVC 50	45,300.00	0.347660	44,972		44,972		44,972
Schedule .4 Total for PROPERTY RENTAL	13,029,965.00	100.000000	12,935,637		12,935,637	0	12,935,637

Allocation Basis: LEASING EXPENSES FOR CITY DEPT PD BY CORPORATE; EXCLUDES ENT FDS
Allocation Source: 291-A JUSTIFICATION FOR 2020; OBJECT CODE=0155

MAXCAP 2022 MAXIMUS Consulting Services, Inc.

CITY OF CHICAGO, ILLINOIS
Full Cost Allocation Plan
Schedule .4 - Detail Activity Allocations
For Department AIS-ASSET MANAGEMENT

Activity - MOTOR FUEL/GASOLINE

Receiving Department	Allocation Units	Allocation Pct	Gross Allocation	Direct Billed	Allocation Step 1	Allocation Step 2	Total
AIS-FLEET OPERATIONS	100	100.000000	0		0		0
Schedule .4 Total for MOTOR FUEL/GASOLINE	100	100.000000	0		0	0	0

Allocation Basis: EXCLUSIVE ALLOCATION TO FLEET OPERATIONS
Allocation Source: EXCLUSIVE ALLOCATION

MAXCAP 2022 MAXIMUS Consulting Services, Inc.

CITY OF CHICAGO, ILLINOIS
Full Cost Allocation Plan
Schedule .4 - Detail Activity Allocations
For Department AIS-ASSET MANAGEMENT

Activity - NATURAL GAS

Receiving Department	Allocation Units	Allocation Pct	Gross Allocation	Direct Billed	Allocation Step 1	Allocation Step 2	Total
CITY COMPTROLLER	19,374	0.541623	16,974		16,974		16,974
AIS-BUILDING MTCE/OPER	986,615	27.581968	864,415		864,415		864,415
EMERG MNGMT & COMM 58	90,888	2.540880	79,631		79,631		79,631
POLICE DEPT 57	979,648	27.387198	858,311		858,311		858,311
FIRE DEPT 59	1,082,454	30.261257	948,384		948,384		948,384
HEALTH 41	123,521	3.453173	108,222		108,222		108,222
ANIMAL CARE CNTRL 73	60,269	1.684890	52,804		52,804		52,804
MUNI HOTEL OPER 355 DCASE	83,704	2.340043	73,337		73,337		73,337
FAMILY SUPTSVC 50	149,569	4.181375	131,044		131,044		131,044
HOUSING 21	987	0.027593	865		865		865
Schedule .4 Total for NATURAL GAS	3,577,029	100.000000	3,133,987		3,133,987	0	3,133,987

Allocation Basis: BUDGETED NATURAL GAS COSTS BY DEPARTMENT
Allocation Source: 291-A JUSTIFICATION BUDGET 2020; ACCT .0322

MAXCAP 2022 MAXIMUS Consulting Services, Inc.

CITY OF CHICAGO, ILLINOIS
Full Cost Allocation Plan
Schedule .4 - Detail Activity Allocations
For Department AIS-ASSET MANAGEMENT

Activity - ELECTRICITY

Receiving Department	Allocation Units	Allocation Pct	Gross Allocation	Direct Billed	Allocation Step 1	Allocation Step 2	Total
MAYOR 01	34,657	0.300847	31,546		31,546		31,546
CITY CLERK 25	9,204	0.079897	8,378		8,378		8,378
CITY COMPTROLLER	156,640	1.359743	142,578		142,578		142,578
AIS-BUILDING MTCE/OPER	3,379,816	29.339139	3,076,402		3,076,402		3,076,402
EMERG MNGMT & COMM 58	756,480	6.566769	688,569		688,569		688,569
POLICE DEPT 57	3,979,600	34.545679	3,622,342		3,622,342		3,622,342
FIRE DEPT 59	1,883,675	16.351601	1,714,573		1,714,573		1,714,573
HEALTH 41	294,948	2.560353	268,470		268,470		268,470
ANIMAL CARE CNTRL 73	54,684	0.474695	49,775		49,775		49,775
MUNI HOTEL OPER 355 DCASE	414,443	3.597652	377,238		377,238		377,238
FAMILY SUPTSVC 50	495,513	4.301395	451,030		451,030		451,030
HOUSING 21	60,160	0.522230	54,759		54,759		54,759
Schedule .4 Total for ELECTRICITY	11,519,820	100.000000	10,485,659		10,485,659	0	10,485,659

Allocation Basis: BUDGETED ELECTRICITY COSTS BY DEPARTMENT
Allocation Source: 291-A JUSTIFICATION BUDGET 2020; ACCT .0331

MAXCAP 2022 MAXIMUS Consulting Services, Inc.

CITY OF CHICAGO, ILLINOIS
Full Cost Allocation Plan
Schedule .4 - Detail Activity Allocations
For Department AIS-ASSET MANAGEMENT

Activity - PBC EXPENSES

Receiving Department	Allocation Units	Allocation Pct	Gross Allocation	Direct Billed	Allocation Step 1	Allocation Step 2	Total
BUSINESS CONS 70	100	100.000000	504,229		504,229		504,229
Schedule .4 Total for PBC EXPENSES	100	100.000000	504,229		504,229	0	504,229

Allocation Basis: BUDGETED EXP BY DEPTS IN DALEY CENTER
Allocation Source: 291-A JUSTIFICATION BUDGET 2020; ACCT .9160

CITY OF CHICAGO, ILLINOIS
Full Cost Allocation Plan
Schedule .4 - Detail Activity Allocations
For Department AIS-ASSET MANAGEMENT

Activity - CDBG

Receiving Department	Allocation Units	Allocation Pct	Gross Allocation	Direct Billed	Allocation Step 1	Allocation Step 2	Total
CDBG FUNDS	100	100.000000	328,068	(200,262)	127,806	71,420	199,226
Schedule .4 Total for CDBG	100	100.000000	328,068	(200,262)	127,806	71,420	199,226
Direct Billed				200,262	200,262		200,262
Schedule .3 Total for CDBG	100	100.000000		0	328,068	71,420	399,488

Allocation Basis: EXCLUSIVE ALLOCATION TO CDBG PROGRAMS
Allocation Source: EXCLUSIVE ALLOCATION

MAXCAP 2022 MAXIMUS Consulting Services, Inc.

CITY OF CHICAGO, ILLINOIS
Full Cost Allocation Plan
Schedule .5 - Allocation Summary
For Department AIS-ASSET MANAGEMENT

Receiving Department	Total	LEASING/PORTFOLIO	GRAPHICS SVCS	ENERGY SVCS	DOC RETENTION
MAYOR 01	493,116	73,720	276,898	2,008	3,085
INSPECTOR GENERAL 03	23,712	0	4,430	1,091	2,145
BUDGET & MANAGEMNT 05	161,660	0	155,063	635	1,410
CITY CLERK 25	300,560	36,860	66,455	1,237	2,821
CITY COUNCIL/COMM 15	6,171	0	0	0	6,171
CITY COUNCIL 15	22,857	0	0	2,764	118
FINANCE COMMITTEE	4,025	0	0	493	0
FINANCE-CITYWIDE 27	137,494	0	121,835	1,345	0
CITY COMPTROLLER	211,116	36,860	0	1,387	852
COMPTR-ACCT FIN RPTG	1,969	0	0	0	1,969
COMPTR-FIN STRATG OPS	2,351	0	0	0	2,351
COMPTR-REVENUE SVCS	306,856	0	0	438	8,610
TREASURER 28	24,879	0	22,152	291	353
LAW CITY-WIDE 31	50,959	0	0	1,454	0
LAW CORPORATE	55,117	0	44,304	0	10,813
HUMAN RESOURCES 33	25,826	0	16,614	854	2,233
PROCUREMENT SVCS 35	96,340	0	88,607	680	2,174
ASSETS & INFO SVCS 38	218,076	0	199,367	2,290	0
AIS-COMM & FIN&ADMIN	6,040	0	0	0	970
AIS-FACILITY MNGMT	16,496	0	0	631	11,342
AIS-ASSET MANAGEMENT	11,089	0	0	1,167	1,557
AIS-FLEET OPERATIONS	324,236	0	0	38,535	13,800
AIS-INFORMATION TECH	120,101	0	102,165	78	3,339
AIS-BUILDING MTCE/OPER	15,091,077	0	0	0	0
PUBLIC SAFETY ADMIN 51	12,949	0	0	0	12,949
BUILDINGS 67	154,709	0	73,431	1,855	7,782
STREETS & SANITATION 81	1,389,249	162,303	587,447	53,899	68,369
CS SUPPORT TO AVIATION	66,279	0	66,279	0	0
CS SUPPORT TO TRANSP	306,817	0	127,706	13,691	38,154
EMERG MNGMT & COMM 58	985,637	0	63,853	12,592	52,143
POLICE BOARD 55	63	0	0	0	63
COPA 60	48,499	0	30,649	1,520	4,757
POLICE DEPT 57	7,252,393	40,576	1,149,354	90,250	452,781
FIRE DEPT 59	3,432,560	40,576	25,541	67,613	152,680
ADMIN HEARINGS 30	209,174	0	55,807	2,667	1,292
BRD OF ELECT COMM 39	62,098	40,576	0	0	3,718
HEALTH 41	1,653,814	324,607	132,812	19,641	19,313
HUMAN RELATIONS 45	41,300	0	30,649	1,248	599
PEOPLE WITH DISAB 48	158,360	0	155,801	200	945
ANIMAL CARE CNTRL 73	140,303	0	15,325	2,511	2,174
LIQ LICENSE APPEAL COM 77	31	0	0	0	31
BOARD OF ETHICS 78	4,182	0	0	488	252
MIDWAY OPERTNS FD 610	105,996	0	91,598	0	14,398
O'HARE OPERTNS FD 740	306,300	0	234,276	0	72,023
WATER FUND 200	992,221	40,576	303,488	73,936	48,551
SEWER FUND 314	17,620	0	2,056	0	15,564
CHI PUBLIC LIBRARY 91/346	1,358,649	486,912	89,394	89,016	28,765
CDBG FUNDS	370,730	0	171,504	0	0
VEHICLE TAX FUND 300	231,163	0	231,163	0	0
MUNI HOTEL OPER 355 DCASE	781,782	0	191,559	17,038	2,394
FAMILY SUPTSVC 50	1,374,725	405,758	153,247	19,442	12,256
BUSINESS CONS 70	771,778	40,576	191,559	3,323	6,175

MAXCAP 2022 MAXIMUS Consulting Services, Inc.

CITY OF CHICAGO, ILLINOIS
Full Cost Allocation Plan
Schedule .5 - Allocation Summary
For Department AIS-ASSET MANAGEMENT

Receiving Department	Total	LEASING/PORTFOLIO	GRAPHICS SVCS	ENERGY SVCS	DOC RETENTION
HOUSING 21	223,362	81,151	76,623	501	2,615
PLANNING & DEV 54	117,938	0	99,610	1,594	5,482
ALL OTHER OR UNALLOCATED	21,626	0	0	810	0
Direct Bill	200,262	0	0	0	0
Total	40,504,690	1,811,049	5,448,621	531,212	1,102,338

CITY OF CHICAGO, ILLINOIS
Full Cost Allocation Plan
Schedule .5 - Allocation Summary
For Department AIS-ASSET MANAGEMENT

Receiving Department	ENVIR HEALTH & SAFETY	PROPERTY RENTAL	MOTOR FUEL/GASOLINE	NATURAL GAS	ELECTRICITY
MAYOR 01	15,192	90,667	0	0	31,546
INSPECTOR GENERAL 03	7,825	8,220	0	0	0
BUDGET & MANAGEMNT 05	4,552	0	0	0	0
CITY CLERK 25	8,870	175,939	0	0	8,378
CITY COUNCIL/COMM 15	0	0	0	0	0
CITY COUNCIL 15	19,975	0	0	0	0
FINANCE COMMITTEE	3,532	0	0	0	0
FINANCE-CITYWIDE 27	14,314	0	0	0	0
CITY COMPTROLLER	12,465	0	0	16,974	142,578
COMPTR-ACCT FIN RPTG	0	0	0	0	0
COMPTR-FIN STRATG OPS	0	0	0	0	0
COMPTR-REVENUE SVCS	16,280	281,527	0	0	0
TREASURER 28	2,084	0	0	0	0
LAW CITY-WIDE 31	49,505	0	0	0	0
LAW CORPORATE	0	0	0	0	0
HUMAN RESOURCES 33	6,125	0	0	0	0
PROCUREMENT SVCS 35	4,878	0	0	0	0
ASSETS & INFO SVCS 38	16,419	0	0	0	0
AIS-COMM & FIN&ADMIN	5,070	0	0	0	0
AIS-FACILITY MNGMT	4,523	0	0	0	0
AIS-ASSET MANAGEMENT	8,365	0	0	0	0
AIS-FLEET OPERATIONS	271,901	0	0	0	0
AIS-INFORMATION TECH	14,519	0	0	0	0
AIS-BUILDING MTCE/OPER	0	11,150,259	0	864,415	3,076,402
PUBLIC SAFETY ADMIN 51	0	0	0	0	0
BUILDINGS 67	13,583	58,059	0	0	0
STREETS & SANITATION 81	517,231	0	0	0	0
CS SUPPORT TO AVIATION	0	0	0	0	0
CS SUPPORT TO TRANSP	126,572	695	0	0	0
EMERG MNGMT & COMM 58	88,849	0	0	79,631	688,569
POLICE BOARD 55	0	0	0	0	0
COPA 60	11,572	0	0	0	0
POLICE DEPT 57	642,474	396,304	0	858,311	3,622,342
FIRE DEPT 59	483,194	0	0	948,384	1,714,573
ADMIN HEARINGS 30	19,559	129,849	0	0	0
BRD OF ELECT COMM 39	17,805	0	0	0	0
HEALTH 41	181,604	599,146	0	108,222	268,470
HUMAN RELATIONS 45	8,804	0	0	0	0
PEOPLE WITH DISAB 48	1,414	0	0	0	0
ANIMAL CARE CNTRL 73	17,715	0	0	52,804	49,775
LIQ LICENSE APPEAL COM 77	0	0	0	0	0
BOARD OF ETHICS 78	3,442	0	0	0	0
MIDWAY OPERTNS FD 610	0	0	0	0	0
O'HARE OPERTNS FD 740	0	0	0	0	0
WATER FUND 200	525,671	0	0	0	0
SEWER FUND 314	0	0	0	0	0
CHI PUBLIC LIBRARY 91/346	664,562	0	0	0	0
CDBG FUNDS	0	0	0	0	0
VEHICLE TAX FUND 300	0	0	0	0	0
MUNI HOTEL OPER 355 DCASE	120,217	0	0	73,337	377,238
FAMILY SUPTSVC 50	156,977	44,972	0	131,044	451,030
BUSINESS CONS 70	25,916	0	0	0	0

CITY OF CHICAGO, ILLINOIS
Full Cost Allocation Plan
Schedule .5 - Allocation Summary
For Department AIS-ASSET MANAGEMENT

Receiving Department	ENVIR HEALTH & SAFETY	PROPERTY RENTAL	MOTOR FUEL/GASOLINE	NATURAL GAS	ELECTRICITY
HOUSING 21	6,848	0	0	865	54,759
PLANNING & DEV 54	11,251	0	0	0	0
ALL OTHER OR UNALLOCATED	20,816	0	0	0	0
Direct Bill	0	0	0	0	0
Total	4,152,470	12,935,637	0	3,133,987	10,485,659

MAXCAP 2022 MAXIMUS Consulting Services, Inc.

CITY OF CHICAGO, ILLINOIS
Full Cost Allocation Plan
Schedule .5 - Allocation Summary
For Department AIS-ASSET MANAGEMENT

Receiving Department	PBC EXPENSES	CDBG
MAYOR 01	0	0
INSPECTOR GENERAL 03	0	0
BUDGET & MANAGEMNT 05	0	0
CITY CLERK 25	0	0
CITY COUNCIL/COMM 15	0	0
CITY COUNCIL 15	0	0
FINANCE COMMITTEE	0	0
FINANCE-CITYWIDE 27	0	0
CITY COMPTROLLER	0	0
COMPTR-ACCT FIN RPTG	0	0
COMPTR-FIN STRATG OPS	0	0
COMPTR-REVENUE SVCS	0	0
TREASURER 28	0	0
LAW CITY-WIDE 31	0	0
LAW CORPORATE	0	0
HUMAN RESOURCES 33	0	0
PROCUREMENT SVCS 35	0	0
ASSETS & INFO SVCS 38	0	0
AIS-COMM & FIN&ADMIN	0	0
AIS-FACILITY MNGMT	0	0
AIS-ASSET MANAGEMENT	0	0
AIS-FLEET OPERATIONS	0	0
AIS-INFORMATION TECH	0	0
AIS-BUILDING MTCE/OPER	0	0
PUBLIC SAFETY ADMIN 51	0	0
BUILDINGS 67	0	0
STREETS & SANITATION 81	0	0
CS SUPPORT TO AVIATION	0	0
CS SUPPORT TO TRANSP	0	0
EMERG MNGMT & COMM 58	0	0
POLICE BOARD 55	0	0
COPA 60	0	0
POLICE DEPT 57	0	0
FIRE DEPT 59	0	0
ADMIN HEARINGS 30	0	0
BRD OF ELECT COMM 39	0	0
HEALTH 41	0	0
HUMAN RELATIONS 45	0	0
PEOPLE WITH DISAB 48	0	0
ANIMAL CARE CNTRL 73	0	0
LIQ LICENSE APPEAL COM 77	0	0
BOARD OF ETHICS 78	0	0
MIDWAY OPERTNS FD 610	0	0
O'HARE OPERTNS FD 740	0	0
WATER FUND 200	0	0
SEWER FUND 314	0	0
CHI PUBLIC LIBRARY 91/346	0	0
CDBG FUNDS	0	199,226
VEHICLE TAX FUND 300	0	0
MUNI HOTEL OPER 355 DCASE	0	0
FAMILY SUPTSVC 50	0	0
BUSINESS CONS 70	504,229	0

MAXCAP 2022 MAXIMUS Consulting Services, Inc.

CITY OF CHICAGO, ILLINOIS
Full Cost Allocation Plan
Schedule .5 - Allocation Summary
For Department AIS-ASSET MANAGEMENT

Receiving Department	PBC EXPENSES	CDBG
HOUSING 21	0	0
PLANNING & DEV 54	0	0
ALL OTHER OR UNALLOCATED	0	0
Direct Bill	0	200,262
Total	504,229	399,488

The Bureau of Fleet Operations provides operational and repair services for the fleet of vehicles owned by the City, as well as for the City Sister Agencies. These services include: developing specifications for the acquisition of new vehicles and equipment, coordinating the use of outside services and lease/rental programs, purchasing and dispensing fuel, removing and repairing underground storage tanks, and maintaining inventory records relating to all City owned vehicles and equipment.

Direct fleet costs are charged to the enterprise funds. Administrative and central service costs related to these funds have been identified and allocated to the funds. The department has been functionalized as follows:

- **Equipment/Project Management.** Costs have been allocated based on the vehicle counts by using City Departments and Sister Agencies.
- **Fuel Services.** Costs have been allocated based on the fueling counts by using City Department and Agency.
- **Accidents/Assessments.** Costs have been allocated based on the vehicle counts by using City Department/Agency.
- **Fleet Maintenance/Operations.** Costs have been allocated based on Fleet Maintenance reports of costs by using City Department and Agency.
- **Road Services.** Costs have been allocated by road service reports of calls by using Department and Agency.
- **Department Motor Maintenance.** Costs related to Motor Maintenance have been allocated based on reports of costs by using City Department and Agency.
- **Corporate Expense for Airports.** Costs related to the two Airports have been allocated based on the total expenditures by benefitting airport.
- **Other Funds.** Indirect costs have been allocated directly to the Other Funds. Directly charged costs have been deducted.

MAXCAP 2022 MAXIMUS Consulting Services, Inc.

CITY OF CHICAGO, ILLINOIS
Full Cost Allocation Plan
Schedule .2 - Costs To Be Allocated
For Department AIS-FLEET OPERATIONS

	1st Allocation	2nd Allocation	Sub-Total	Total
Expenditures Per Financial Statement:	89,502,619			89,502,619
Cost Adjustments:				
WATER FUND SAL	4,106,644			
SEWER FUND SAL	2,492,094			
MIDWAY FUND SAL	1,288,421			
OHARE FUND SAL	6,851,748			
Total Departmental Cost Adjustments:	14,738,907			14,738,907
Inbound Costs:				
EQUIPMENT DEPRECIATION	184,553		184,553	
EMPLOYEE BENEFITS	6,442,255	165	6,442,420	
RETIREMENT	9,979,942		9,979,942	
FINANCE GENERAL 99	4,739,291	4,175	4,743,466	
MAYOR 01	87,561	58,178	145,739	
INSPECTOR GENERAL 03	137,023	10,163	147,186	
BUDGET & MANAGEMNT 05	43,967	26,594	70,561	
FINANCE COMMITTEE	232,138	61,796	293,934	
COMPTR-FIN STRATG OPS	79,263	8,624	87,887	
HUMAN RESOURCES 33	130,338	6,695	137,032	
ASSETS & INFO SVCS 38	2,203,197	1,604,543	3,807,740	
AIS-COMM & FIN&ADMIN	2,321,782	795,396	3,117,178	
AIS-FACILITY MNGMT	7,962,356	303,678	8,266,034	
AIS-ASSET MANAGEMENT	287,570	36,665	324,236	
AIS-FLEET OPERATIONS		823,072	823,072	
EMERG MNGMT & COMM 58		33,609	33,609	
Total Allocated Additions:	34,831,237	3,773,353	38,604,590	38,604,590
Total To Be Allocated:	139,072,763	3,773,353		142,846,116

MAXCAP 2022 MAXIMUS Consulting Services, Inc.

CITY OF CHICAGO, ILLINOIS
Full Cost Allocation Plan
Schedule .3 - Costs Allocated By Activity
For Department AIS-FLEET OPERATIONS

	Total	G&A	EQUIP/PROJ MGMT	FUEL SVCS	ACCIDENT/ASSESS
Wages & Benefits					
Salaries & Wages	34,522,214	39,780	419,635	2,301,169	824,081
Fringe Benefits	0	0	0	0	0
Other Expense & Cost					
OVERTIME	3,403,313	0	0	254,603	2,273
BUDGETS / 015 PERSONAL SERVICE	40,392	21,884	0	4,169	0
PERSONAL SERV - PRIOR APPR REQ	4,195	4,195	0	0	0
PROF AND TECHNICAL SERVICES	4,507,038	127,049	0	24,158	0
TESTING AND INSPECTING	45,200	0	0	45,200	0
PURCH, LICENSE, MAINT SOFTWARE	344,733	290,332	0	19,441	0
RENTAL OF EQUIPMENT & SERVICES	199,965	0	0	0	0
LEASE PURCHASE OF EQUIPMENT	3,061,688	0	0	0	0
REPAIR OR MAINTENANCE OF PROP	(4,944)	(4,944)	0	0	0
OPERATION, REPAIR, MAINT FACIL	89,064	(414)	0	0	0
REPAIR OR MAINTENANCE OF EQUIP	1,410,931	0	0	1,294,529	0
DUES, SUBSCRIPT, MEMBERSHIPS	5,000	5,000	0	0	0
MAINT/OPER CITY OWNED VEHICLES	8,966,507	1,171,245	0	7,400,645	0
WASTE DISPOSAL SERVICES	3,275	3,275	0	0	0
TELEGRAPH	45,563	45,263	0	0	0
MOTOR VEHICLE DIESEL FUEL	1,409,142	0	0	1,409,142	0
CLOTHING	7,792	7,792	0	0	0
GASOLINE	10,305,906	0	0	10,305,906	0
NATURAL GAS	7,551	0	0	7,551	0
ALTERNATIVE FUEL	250,407	0	0	250,407	0
FOOD	79,427	0	0	79,427	0
LICENSE,STICKERS,TAGS & PLATES	96,397	0	0	0	0
MATERIALS AND SUPPLIES	45,790	2,515	0	18,557	0
APPARATUS AND INSTRUMENTS	45,075	0	0	0	0
STATIONERY & OFFICE SUPPLIES	(120)	(120)	0	0	0
REPAIR PARTS AND MATERIALS	20,611,118	0	0	0	0
Departmental Total					
Expenditures Per Financial Statement	89,502,619				
Deductions					
*Total Disallowed Costs	0	0	0	0	0
Cost Adjustments					
WATER FUND SAL	4,106,644	0	0	0	0
SEWER FUND SAL	2,492,094	0	0	0	0
MIDWAY FUND SAL	1,288,421	0	0	0	0
OHARE FUND SAL	6,851,748	0	0	0	0
Functional Cost	104,241,526	1,712,852	419,635	23,414,904	826,354
Allocation Step 1					
Inbound - EQUIPMENT DEPRECIATION	184,553	0	0	0	0

CITY OF CHICAGO, ILLINOIS
Full Cost Allocation Plan
Schedule .3 - Costs Allocated By Activity
For Department AIS-FLEET OPERATIONS

	Total	G&A	EQUIP/PROJ MGMT	FUEL SVCS	ACCIDENT/ASSESS
Inbound - EMPLOYEE BENEFITS	6,442,255	7,731	78,596	429,698	153,970
Inbound - RETIREMENT	9,979,942	11,976	121,755	665,662	238,521
Inbound - FINANCE GENERAL 99	4,739,291	5,687	57,819	316,111	113,269
Inbound - All Others	13,485,195	0	114,967	630,452	225,773
Reallocate Admin Costs		(1,738,246)	14,775	81,350	29,029
Unallocated Costs	0	0	0	0	0
1st Allocation	139,072,763	0	807,547	25,538,177	1,586,916
Allocation Step 2					
Inbound - EMPLOYEE BENEFITS	165	0	2	11	4
Inbound - FINANCE GENERAL 99	4,175	5	51	278	100
Inbound - All Others	3,769,013	0	32,128	176,203	63,098
Reallocate Admin Costs		(5)	0	0	0
Unallocated Costs	0	0	0	0	0
2nd Allocation	3,773,353	0	32,181	176,493	63,202
Total For AIS-FLEET OPERATIONS					
Schedule .3 Total	142,846,116	0	839,728	25,714,670	1,650,117

CITY OF CHICAGO, ILLINOIS
Full Cost Allocation Plan
Schedule .3 - Costs Allocated By Activity
For Department AIS-FLEET OPERATIONS

	FLEET MTCE OPS	ROAD SVCS	CPD MOTOR MTCE	CORP EXP TO AIRPORTS	OTHER FUNDS
Wages & Benefits					
Salaries & Wages	18,560,855	2,403,382	9,973,312	0	0
Fringe Benefits	0	0	0	0	0
Other Expense & Cost					
OVERTIME	2,279,538	416,737	450,162	0	0
BUDGETS / 015 PERSONAL SERVICE	759	0	0	13,580	0
PERSONAL SERV - PRIOR APPR REQ	0	0	0	0	0
PROF AND TECHNICAL SERVICES	4,355,831	0	0	0	0
TESTING AND INSPECTING	0	0	0	0	0
PURCH, LICENSE, MAINT SOFTWARE	34,960	0	0	0	0
RENTAL OF EQUIPMENT & SERVICES	(1,036)	0	0	201,001	0
LEASE PURCHASE OF EQUIPMENT	0	0	0	3,061,688	0
REPAIR OR MAINTENANCE OF PROP	0	0	0	0	0
OPERATION, REPAIR, MAINT FACIL	89,478	0	0	0	0
REPAIR OR MAINTENANCE OF EQUIP	116,402	0	0	0	0
DUES, SUBSCRIPT, MEMBERSHIPS	0	0	0	0	0
MAINT/OPER CITY OWNED VEHICLES	195,964	0	0	198,653	0
WASTE DISPOSAL SERVICES	0	0	0	0	0
TELEGRAPH	0	0	0	300	0
MOTOR VEHICLE DIESEL FUEL	0	0	0	0	0
CLOTHING	0	0	0	0	0
GASOLINE	0	0	0	0	0
NATURAL GAS	0	0	0	0	0
ALTERNATIVE FUEL	0	0	0	0	0
FOOD	0	0	0	0	0
LICENSE,STICKERS,TAGS & PLATES	0	0	0	96,397	0
MATERIALS AND SUPPLIES	24,718	0	0	0	0
APPARATUS AND INSTRUMENTS	45,075	0	0	0	0
STATIONERY & OFFICE SUPPLIES	0	0	0	0	0
REPAIR PARTS AND MATERIALS	20,611,118	0	0	0	0
Departmental Total Expenditures Per Financial Statement					
Deductions					
*Total Disallowed Costs	0	0	0	0	0
Cost Adjustments					
WATER FUND SAL	0	0	0	0	4,106,644
SEWER FUND SAL	0	0	0	0	2,492,094
MIDWAY FUND SAL	0	0	0	0	1,288,421
OHARE FUND SAL	0	0	0	0	6,851,748
Functional Cost	46,313,662	2,820,119	10,423,474	3,571,619	14,738,907
Allocation Step 1					
Inbound - EQUIPMENT DEPRECIATION	184,553	0	0	0	0

CITY OF CHICAGO, ILLINOIS
Full Cost Allocation Plan
Schedule .3 - Costs Allocated By Activity
For Department AIS-FLEET OPERATIONS

	FLEET MTCE OPS	ROAD SVCS	CPD MOTOR MTCE	CORP EXP TO AIRPORTS	OTHER FUNDS
Inbound - EMPLOYEE BENEFITS	3,462,712	448,381	1,861,167	0	0
Inbound - RETIREMENT	5,364,219	694,604	2,883,205	0	0
Inbound - FINANCE GENERAL 99	2,547,369	329,855	1,369,181	0	0
Inbound - All Others	5,085,130	658,455	2,732,393	0	4,038,025
Reallocate Admin Costs	655,666	84,826	352,169	0	520,431
Unallocated Costs	0	0	0	0	0
1st Allocation	63,613,311	5,036,240	19,621,590	3,571,619	19,297,363
Allocation Step 2					
Inbound - EMPLOYEE BENEFITS	88	11	48	0	0
Inbound - FINANCE GENERAL 99	2,244	291	1,206	0	0
Inbound - All Others	1,421,278	184,030	763,681	0	1,128,595
Reallocate Admin Costs	2	0	1	0	2
Unallocated Costs	0	0	0	0	0
2nd Allocation	1,423,612	184,332	764,936	0	1,128,597
Total For AIS-FLEET OPERATIONS					
Schedule .3 Total	65,036,924	5,220,572	20,386,525	3,571,619	20,425,960

CITY OF CHICAGO, ILLINOIS
Full Cost Allocation Plan
Schedule .4 - Detail Activity Allocations
For Department AIS-FLEET OPERATIONS

Activity - EQUIP/PROJ MGMT

Receiving Department	Allocation Units	Allocation Pct	Gross Allocation	Direct Billed	Allocation Step 1	Allocation Step 2	Total
MAYOR 01	7	0.072120	582		582		582
CITY CLERK 25	1	0.010303	83		83		83
FINANCE-CITYWIDE 27	86	0.886050	7,155		7,155		7,155
ASSETS & INFO SVCS 38	22	0.226664	1,830		1,830		1,830
AIS-FACILITY MNGMT	189	1.947249	15,725		15,725		15,725
AIS-FLEET OPERATIONS	286	2.946631	23,795		23,795		23,795
AIS-INFORMATION TECH	2	0.020606	166		166	7	173
BUILDINGS 67	1	0.010303	83		83	3	87
STREETS & SANITATION 81	1,590	16.381620	132,289		132,289	5,614	137,903
CS SUPPORT TO AVIATION	1	0.010303	83		83	3	87
CS SUPPORT TO TRANSP	335	3.451473	27,872		27,872	1,183	29,055
EMERG MNGMT & COMM 58	70	0.721203	5,824		5,824	247	6,071
COPA 60	18	0.185452	1,498		1,498	63	1,561
POLICE-EQUIP USE	3,288	33.875953	273,565		273,565	11,610	285,175
FIRE-EQUIP USE	671	6.913250	55,828		55,828	2,369	58,197
BRD OF ELECT COMM 39	6	0.061817	499		499	21	520
HEALTH 41	35	0.360602	2,912		2,912	123	3,035
PEOPLE WITH DISAB 48	3	0.030909	250		250	10	260
ANIMAL CARE CNTRL 73	21	0.216361	1,747		1,747	74	1,821
CHI PUBLIC LIBRARY 91/346	4	0.041212	333		333	14	347
MUNI HOTEL OPER 355 DCASE	9	0.092726	749		749	32	780
FAMILY SUPTSVC 50	16	0.164846	1,331		1,331	56	1,388
BUSINESS CONS 70	16	0.164846	1,331		1,331	56	1,388
ALL OTHER OR UNALLOCATED	3,029	31.207501	252,015		252,015	10,694	262,709
Schedule .4 Total for EQUIP/PROJ MGMT	9,706	100.000000	807,547		807,547	32,181	839,728

Allocation Basis: VEHICLE COUNTS BY USING DEPARTMENT/AGENCY
Allocation Source: FLEET OPERATIONS VEHICLE COUNT REPORT

CITY OF CHICAGO, ILLINOIS
Full Cost Allocation Plan
Schedule .4 - Detail Activity Allocations
For Department AIS-FLEET OPERATIONS

Activity - FUEL SVCS

Receiving Department	Allocation Units	Allocation Pct	Gross Allocation	Direct Billed	Allocation Step 1	Allocation Step 2	Total
MAYOR 01	7	0.072120	18,418		18,418		18,418
CITY CLERK 25	1	0.010303	2,631		2,631		2,631
FINANCE-CITYWIDE 27	86	0.886050	226,281		226,281		226,281
ASSETS & INFO SVCS 38	22	0.226664	57,886		57,886		57,886
AIS-FACILITY MNGMT	189	1.947249	497,292		497,292		497,292
AIS-FLEET OPERATIONS	286	2.946631	752,516		752,516		752,516
AIS-INFORMATION TECH	2	0.020606	5,262		5,262	39	5,301
BUILDINGS 67	1	0.010303	2,631		2,631	19	2,650
STREETS & SANITATION 81	1,590	16.381620	4,183,567		4,183,567	30,787	4,214,354
CS SUPPORT TO AVIATION	1	0.010303	2,631		2,631	19	2,650
CS SUPPORT TO TRANSP	335	3.451473	881,443		881,443	6,486	887,930
EMERG MNGMT & COMM 58	70	0.721203	184,182		184,182	1,355	185,537
COPA 60	18	0.185452	47,361		47,361	348	47,709
POLICE-EQUIP USE	3,288	33.875953	8,651,302		8,651,302	63,667	8,714,969
FIRE-EQUIP USE	671	6.913250	1,765,518		1,765,518	12,993	1,778,511
BRD OF ELECT COMM 39	6	0.061817	15,787		15,787	116	15,903
HEALTH 41	35	0.360602	92,091		92,091	678	92,769
PEOPLE WITH DISAB 48	3	0.030909	7,894		7,894	58	7,952
ANIMAL CARE CNTRL 73	21	0.216361	55,255		55,255	407	55,661
CHI PUBLIC LIBRARY 91/346	4	0.041212	10,525		10,525	77	10,602
MUNI HOTEL OPER 355 DCASE	9	0.092726	23,680		23,680	174	23,855
FAMILY SUPTSVC 50	16	0.164846	42,099		42,099	310	42,408
BUSINESS CONS 70	16	0.164846	42,099		42,099	310	42,408
ALL OTHER OR UNALLOCATED	3,029	31.207501	7,969,827		7,969,827	58,650	8,028,477
Schedule .4 Total for FUEL SVCS	9,706	100.000000	25,538,177		25,538,177	176,493	25,714,670

Allocation Basis: VEHICLE COUNTS BY USING DEPARTMENT/AGENCY
Allocation Source: FLEET OPERATIONS VEHICLE COUNT REPORT

CITY OF CHICAGO, ILLINOIS
Full Cost Allocation Plan
Schedule .4 - Detail Activity Allocations
For Department AIS-FLEET OPERATIONS

Activity - ACCIDENT/ASSESS

Receiving Department	Allocation Units	Allocation Pct	Gross Allocation	Direct Billed	Allocation Step 1	Allocation Step 2	Total
MAYOR 01	7	0.072120	1,144		1,144		1,144
CITY CLERK 25	1	0.010303	163		163		163
FINANCE-CITYWIDE 27	86	0.886050	14,061		14,061		14,061
ASSETS & INFO SVCS 38	22	0.226664	3,597		3,597		3,597
AIS-FACILITY MNGMT	189	1.947249	30,901		30,901		30,901
AIS-FLEET OPERATIONS	286	2.946631	46,761		46,761		46,761
AIS-INFORMATION TECH	2	0.020606	327		327	14	341
BUILDINGS 67	1	0.010303	163		163	7	170
STREETS & SANITATION 81	1,590	16.381620	259,962		259,962	11,025	270,987
CS SUPPORT TO AVIATION	1	0.010303	163		163	7	170
CS SUPPORT TO TRANSP	335	3.451473	54,772		54,772	2,323	57,095
EMERG MNGMT & COMM 58	70	0.721203	11,445		11,445	485	11,930
COPA 60	18	0.185452	2,943		2,943	125	3,068
POLICE-EQUIP USE	3,288	33.875953	537,584		537,584	22,800	560,384
FIRE-EQUIP USE	671	6.913250	109,707		109,707	4,653	114,360
BRD OF ELECT COMM 39	6	0.061817	981		981	42	1,022
HEALTH 41	35	0.360602	5,722		5,722	243	5,965
PEOPLE WITH DISAB 48	3	0.030909	490		490	21	511
ANIMAL CARE CNTRL 73	21	0.216361	3,433		3,433	145	3,579
CHI PUBLIC LIBRARY 91/346	4	0.041212	654		654	28	682
MUNI HOTEL OPER 355 DCASE	9	0.092726	1,471		1,471	62	1,534
FAMILY SUPTSVC 50	16	0.164846	2,616		2,616	111	2,727
BUSINESS CONS 70	16	0.164846	2,616		2,616	111	2,727
ALL OTHER OR UNALLOCATED	3,029	31.207501	495,237		495,237	21,003	516,239
Schedule .4 Total for ACCIDENT/ASSESS	9,706	100.000000	1,586,916		1,586,916	63,202	1,650,117

Allocation Basis: VEHICLE COUNTS BY USING DEPARTMENT/AGENCY
Allocation Source: FLEET OPERATIONS VEHICLE COUNT REPORT

CITY OF CHICAGO, ILLINOIS
Full Cost Allocation Plan
Schedule .4 - Detail Activity Allocations
For Department AIS-FLEET OPERATIONS

Activity - FLEET MTCE OPS

Receiving Department	Allocation Units	Allocation Pct	Gross Allocation	Direct Billed	Allocation Step 1	Allocation Step 2	Total
MAYOR 01	5,035.29	0.006750	4,294		4,294		4,294
CITY CLERK 25	613.62	0.000823	523		523		523
FINANCE-CITYWIDE 27	13,304.96	0.017835	11,345		11,345		11,345
AIS-COMM & FIN&ADMIN	1,180,840.27	1.582897	1,006,933		1,006,933		1,006,933
STREETS & SANITATION 81	27,986,523.80	37.515472	23,864,834		23,864,834	542,806	24,407,641
CS SUPPORT TO TRANSP	1,863,421.32	2.497886	1,588,988		1,588,988	36,141	1,625,129
EMERG MNGMT & COMM 58	131,619.52	0.176434	112,235		112,235	2,553	114,788
COPA 60	6,871.94	0.009212	5,860		5,860	133	5,993
POLICE-EQUIP USE	13,884,586.51	18.612060	11,839,748		11,839,748	269,295	12,109,042
FIRE-EQUIP USE	11,308,606.74	15.159001	9,643,142		9,643,142	219,333	9,862,475
BRD OF ELECT COMM 39	1,750.17	0.002346	1,492		1,492	34	1,526
HEALTH 41	14,650.21	0.019638	12,492		12,492	284	12,776
PEOPLE WITH DISAB 48	4,511.72	0.006048	3,847		3,847	87	3,935
ANIMAL CARE CNTRL 73	60,283.02	0.080808	51,405		51,405	1,169	52,574
CHI PUBLIC LIBRARY 91/346	102,091.16	0.136852	87,056		87,056	1,980	89,036
FAMILY SUPTSVC 50	25,764.23	0.034537	21,970		21,970	500	22,470
BUSINESS CONS 70	13,829.28	0.018538	11,793		11,793	268	12,061
ALL OTHER OR UNALLOCATED	17,995,643.10	24.122863	15,345,352		15,345,352	349,030	15,694,381
Schedule .4 Total for FLEET MTCE OPS	74,599,946.86	100.000000	63,613,311		63,613,311	1,423,612	65,036,924

Allocation Basis: FLEET MTCE COSTS BY USING DEPT/AGENCY
Allocation Source: FLEET OPERATIONS REPORT OF MAINTENANCE COSTS

MAXCAP 2022 MAXIMUS Consulting Services, Inc.

CITY OF CHICAGO, ILLINOIS
Full Cost Allocation Plan
Schedule .4 - Detail Activity Allocations
For Department AIS-FLEET OPERATIONS

Activity - ROAD SVCS

Receiving Department	Allocation Units	Allocation Pct	Gross Allocation	Direct Billed	Allocation Step 1	Allocation Step 2	Total
FINANCE-CITYWIDE 27	82	0.001953	98		98		98
AIS-COMM & FIN&ADMIN	62,559	1.490127	75,046		75,046		75,046
STREETS & SANITATION 81	1,247,104	29.705450	1,496,038		1,496,038	55,586	1,551,624
CS SUPPORT TO TRANSP	124,761	2.971750	149,664		149,664	5,561	155,225
EMERG MNGMT & COMM 58	2,990	0.071220	3,587		3,587	133	3,720
POLICE-EQUIP USE	1,209,130	28.800926	1,450,484		1,450,484	53,893	1,504,377
FIRE-EQUIP USE	1,483,666	35.340249	1,779,820		1,779,820	66,131	1,845,952
BRD OF ELECT COMM 39	95	0.002263	114		114	4	118
HEALTH 41	501	0.011934	601		601	22	623
PEOPLE WITH DISAB 48	667	0.015888	800		800	30	830
ANIMAL CARE CNTRL 73	2,554	0.060835	3,064		3,064	114	3,177
CHI PUBLIC LIBRARY 91/346	2,001	0.047663	2,400		2,400	89	2,489
FAMILY SUPTSVC 50	670	0.015959	804		804	30	833
ALL OTHER OR UNALLOCATED	61,453	1.463783	73,720		73,720	2,739	76,459
Schedule .4 Total for ROAD SVCS	4,198,233	100.000000	5,036,240		5,036,240	184,332	5,220,572

Allocation Basis: ROAD SERVICE COST PER DEPT/AGENCY
Allocation Source: FLEET OPERATIONS REPORT OF ROAD SERVICE

CITY OF CHICAGO, ILLINOIS
Full Cost Allocation Plan
Schedule .4 - Detail Activity Allocations
For Department AIS-FLEET OPERATIONS

Activity - CPD MOTOR MTCE

Receiving Department	Allocation Units	Allocation Pct	Gross Allocation	Direct Billed	Allocation Step 1	Allocation Step 2	Total
MAYOR 01	5,035.29	0.006750	1,324		1,324		1,324
CITY CLERK 25	613.62	0.000823	161		161		161
FINANCE-CITYWIDE 27	13,304.96	0.017835	3,499		3,499		3,499
AIS-COMM & FIN&ADMIN	1,180,840.27	1.582897	310,590		310,590		310,590
STREETS & SANITATION 81	27,986,523.80	37.515472	7,361,132		7,361,132	291,661	7,652,793
CS SUPPORT TO TRANSP	1,863,421.32	2.497886	490,125		490,125	19,420	509,545
EMERG MNGMT & COMM 58	131,619.52	0.176434	34,619		34,619	1,372	35,991
COPA 60	6,871.94	0.009212	1,808		1,808	71	1,879
POLICE-EQUIP USE	13,884,586.51	18.612060	3,651,982		3,651,982	144,697	3,796,679
FIRE-EQUIP USE	11,308,606.74	15.159001	2,974,437		2,974,437	117,852	3,092,289
BRD OF ELECT COMM 39	1,750.17	0.002346	460		460	18	478
HEALTH 41	14,650.21	0.019638	3,853		3,853	153	4,006
PEOPLE WITH DISAB 48	4,511.72	0.006048	1,187		1,187	47	1,234
ANIMAL CARE CNTRL 73	60,283.02	0.080808	15,856		15,856	628	16,484
CHI PUBLIC LIBRARY 91/346	102,091.16	0.136852	26,853		26,853	1,064	27,916
FAMILY SUPTSVC 50	25,764.23	0.034537	6,777		6,777	268	7,045
BUSINESS CONS 70	13,829.28	0.018538	3,637		3,637	144	3,781
ALL OTHER OR UNALLOCATED	17,995,643.10	24.122863	4,733,289		4,733,289	187,541	4,920,830
Schedule .4 Total for CPD MOTOR MTCE	74,599,946.86	100.000000	19,621,590		19,621,590	764,936	20,386,525

Allocation Basis: FLEET MTCE COSTS BY USING DEPT/AGENCY
Allocation Source: FLEET OPERATIONS REPORT OF MAINTENANCE COSTS

CITY OF CHICAGO, ILLINOIS
Full Cost Allocation Plan
Schedule .4 - Detail Activity Allocations
For Department AIS-FLEET OPERATIONS

Activity - CORP EXP TO AIRPORTS

Receiving Department	Allocation Units	Allocation Pct	Gross Allocation	Direct Billed	Allocation Step 1	Allocation Step 2	Total
MIDWAY OPERTNS FD 610	3,571,619	100.000000	3,571,619	(3,571,619)	0		0
Schedule .4 Total for CORP EXP TO AIRPORTS	3,571,619	100.000000	3,571,619	(3,571,619)	0	0	0
Direct Billed				3,571,619	3,571,619		3,571,619
Schedule .3 Total for CORP EXP TO AIRPORTS	3,571,619	100.000000		0	3,571,619	0	3,571,619

Allocation Basis: TOTAL EXPENDITURES BY AIRPORT
Allocation Source: SUMMARY TRIAL BALANCE FOR 2020 (A613 REPORT)

MAXCAP 2022 MAXIMUS Consulting Services, Inc.

CITY OF CHICAGO, ILLINOIS
Full Cost Allocation Plan
Schedule .4 - Detail Activity Allocations
For Department AIS-FLEET OPERATIONS

Activity - OTHER FUNDS

Receiving Department	Allocation Units	Allocation Pct	Gross Allocation	Direct Billed	Allocation Step 1	Allocation Step 2	Total
MIDWAY OPERTNS FD 610	1,288,421	8.741632	1,686,904	(1,288,421)	398,483	98,658	497,141
O'HARE OPERTNS FD 740	6,851,748	46.487490	8,970,860	(6,851,748)	2,119,112	524,657	2,643,768
WATER FUND 200	4,106,644	27.862609	5,376,749	(4,106,644)	1,270,105	314,457	1,584,561
SEWER FUND 314	2,492,094	16.908269	3,262,850	(2,492,094)	770,756	190,826	961,582
Schedule .4 Total for OTHER FUNDS	14,738,907	100.000000	19,297,363	(14,738,907)	4,558,456	1,128,597	5,687,053
Direct Billed				14,738,907	14,738,907		14,738,907
Schedule .3 Total for OTHER FUNDS	14,738,907	100.000000		0	19,297,363	1,128,597	20,425,960

Allocation Basis: ACTUAL EXPENDITURES PER FUND
Allocation Source: SUMMARY TRIAL BALANCE FOR 2020 (A613 REPORT)

CITY OF CHICAGO, ILLINOIS
Full Cost Allocation Plan
Schedule .5 - Allocation Summary
For Department AIS-FLEET OPERATIONS

Receiving Department	Total	EQUIP/PROJ MGMT	FUEL SVCS	ACCIDENT/ASSESS	FLEET MTCE OPS
MAYOR 01	25,763	582	18,418	1,144	4,294
CITY CLERK 25	3,563	83	2,631	163	523
FINANCE-CITYWIDE 27	262,440	7,155	226,281	14,061	11,345
ASSETS & INFO SVCS 38	63,313	1,830	57,886	3,597	0
AIS-COMM & FIN&ADMIN	1,392,569	0	0	0	1,006,933
AIS-FACILITY MNGMT	543,918	15,725	497,292	30,901	0
AIS-FLEET OPERATIONS	823,072	23,795	752,516	46,761	0
AIS-INFORMATION TECH	5,815	173	5,301	341	0
BUILDINGS 67	2,907	87	2,650	170	0
STREETS & SANITATION 81	38,235,302	137,903	4,214,354	270,987	24,407,641
CS SUPPORT TO AVIATION	2,907	87	2,650	170	0
CS SUPPORT TO TRANSP	3,263,979	29,055	887,930	57,095	1,625,129
EMERG MNGMT & COMM 58	358,037	6,071	185,537	11,930	114,788
COPA 60	60,210	1,561	47,709	3,068	5,993
POLICE-EQUIP USE	26,970,627	285,175	8,714,969	560,384	12,109,042
FIRE-EQUIP USE	16,751,783	58,197	1,778,511	114,360	9,862,475
BRD OF ELECT COMM 39	19,568	520	15,903	1,022	1,526
HEALTH 41	119,174	3,035	92,769	5,965	12,776
PEOPLE WITH DISAB 48	14,720	260	7,952	511	3,935
ANIMAL CARE CNTRL 73	133,296	1,821	55,661	3,579	52,574
MIDWAY OPERTNS FD 610	497,141	0	0	0	0
O'HARE OPERTNS FD 740	2,643,768	0	0	0	0
WATER FUND 200	1,584,561	0	0	0	0
SEWER FUND 314	961,582	0	0	0	0
CHI PUBLIC LIBRARY 91/346	131,072	347	10,602	682	89,036
MUNI HOTEL OPER 355 DCASE	26,169	780	23,855	1,534	0
FAMILY SUPTSVC 50	76,871	1,388	42,408	2,727	22,470
BUSINESS CONS 70	62,365	1,388	42,408	2,727	12,061
ALL OTHER OR UNALLOCATED	29,499,096	262,709	8,028,477	516,239	15,694,381
Direct Bill	18,310,526	0	0	0	0
Total	142,846,116	839,728	25,714,670	1,650,117	65,036,924

CITY OF CHICAGO, ILLINOIS
Full Cost Allocation Plan
Schedule .5 - Allocation Summary
For Department AIS-FLEET OPERATIONS

Receiving Department	ROAD SVCS	CPD MOTOR MTCE	CORP EXP TO AIRPORTS	OTHER FUNDS
MAYOR 01	0	1,324	0	0
CITY CLERK 25	0	161	0	0
FINANCE-CITYWIDE 27	98	3,499	0	0
ASSETS & INFO SVCS 38	0	0	0	0
AIS-COMM & FIN&ADMIN	75,046	310,590	0	0
AIS-FACILITY MNGMT	0	0	0	0
AIS-FLEET OPERATIONS	0	0	0	0
AIS-INFORMATION TECH	0	0	0	0
BUILDINGS 67	0	0	0	0
STREETS & SANITATION 81	1,551,624	7,652,793	0	0
CS SUPPORT TO AVIATION	0	0	0	0
CS SUPPORT TO TRANSP	155,225	509,545	0	0
EMERG MNGMT & COMM 58	3,720	35,991	0	0
COPA 60	0	1,879	0	0
POLICE-EQUIP USE	1,504,377	3,796,679	0	0
FIRE-EQUIP USE	1,845,952	3,092,289	0	0
BRD OF ELECT COMM 39	118	478	0	0
HEALTH 41	623	4,006	0	0
PEOPLE WITH DISAB 48	830	1,234	0	0
ANIMAL CARE CNTRL 73	3,177	16,484	0	0
MIDWAY OPERTNS FD 610	0	0	0	497,141
O'HARE OPERTNS FD 740	0	0	0	2,643,768
WATER FUND 200	0	0	0	1,584,561
SEWER FUND 314	0	0	0	961,582
CHI PUBLIC LIBRARY 91/346	2,489	27,916	0	0
MUNI HOTEL OPER 355 DCASE	0	0	0	0
FAMILY SUPTSVC 50	833	7,045	0	0
BUSINESS CONS 70	0	3,781	0	0
ALL OTHER OR UNALLOCATED	76,459	4,920,830	0	0
Direct Bill	0	0	3,571,619	14,738,907
Total	5,220,572	20,386,525	3,571,619	20,425,960

The Department of Innovation and Technology is responsible for acquisition and retention of computer and related equipment, and for providing computerized data processing services to the City's departments and agencies.

Costs are not charged back to departments. A job accounting system is maintained which accumulates each department's total labor, materials, and computer user costs. Most Department costs have been allocated based on the percentage of resource utilization by using department. A separate function is designated for professional services costs related to information technology maintenance and software maintenance and licensing. These costs have been allocated based on the percentage of resource utilization by using department, excluding the Water Fund. A separate function is also designated for DoIT salaries that are devoted to Chicago Public Library activities, and which are paid for by the Library M&O Fund, as well as to any relevant Grant Fund salaries. Indirect costs associated with these salaries are allocated to the Chicago Public Library cost pool and other grant departments, after all direct billed salaries have been deducted.

CITY OF CHICAGO, ILLINOIS
Full Cost Allocation Plan
Schedule .2 - Costs To Be Allocated
For Department AIS-INFORMATION TECH

	1st Allocation	2nd Allocation	Sub-Total	Total
Expenditures Per Financial Statement:	19,571,276			19,571,276
Cost Adjustments:				
LIBRARY M&O (346) SAL	1,224,281			
Total Departmental Cost Adjustments:	1,224,281			1,224,281
Inbound Costs:				
BUILDING DEPRECIATION	14,964		14,964	
EQUIPMENT DEPRECIATION	789,442		789,442	
EMPLOYEE BENEFITS	1,368,418	35	1,368,453	
RETIREMENT	2,439,757		2,439,757	
FINANCE GENERAL 99	6,966,835	6,140	6,972,975	
MAYOR 01	21,191	14,079	35,270	
INSPECTOR GENERAL 03	33,161	2,459	35,620	
BUDGET & MANAGEMNT 05	23,705	14,784	38,488	
COMPTR-FIN STRATG OPS	20,350	2,214	22,565	
COMPTR-REVENUE SVCS	7,860	289	8,149	
TREASURER 28	1,153	125	1,278	
LAW CITY-WIDE 31	333,473	126,712	460,185	
LAW CORPORATE	150,046	4,433	154,480	
HUMAN RESOURCES 33	31,543	1,620	33,163	
ASSETS & INFO SVCS 38	371,286	270,400	641,686	
AIS-COMM & FIN&ADMIN	491,936	168,467	660,403	
AIS-FACILITY MNGMT	144,689	1,529	146,217	
AIS-ASSET MANAGEMENT	104,664	15,438	120,101	
AIS-FLEET OPERATIONS	5,756	59	5,815	
AIS-INFORMATION TECH		4,719,603	4,719,603	
AIS-BUILDING MTCE/OPER		331,441	331,441	
EMERG MNGMT & COMM 58		8,251	8,251	
Total Allocated Additions:	13,320,227	5,688,078	19,008,306	19,008,306
Total To Be Allocated:	34,115,784	5,688,078		39,803,863

MAXCAP 2022 MAXIMUS Consulting Services, Inc.

CITY OF CHICAGO, ILLINOIS
Full Cost Allocation Plan
Schedule .3 - Costs Allocated By Activity
For Department AIS-INFORMATION TECH

	Total	G&A	DOIT	PROF SVCS - IT MTCE	DOIT NON-CORP
Wages & Benefits					
Salaries & Wages	8,439,506	0	8,439,506	0	0
Fringe Benefits	0	0	0	0	0
Other Expense & Cost					
0035 ADJMT SALARY - TRANS & REINSTA	200	0	200	0	0
0000 BUDGETS / 015 PERSONAL SERVICE	184,367	0	184,367	0	0
0138 PROF & TECH SERV-COMPUTER REL	2,616,621	0	0	2,616,621	0
0140 PROF AND TECHNICAL SERVICES	726,960	0	0	726,960	0
0149 PURCH, LICENSE, MAINT SOFTWARE	5,899,075	0	0	5,899,075	0
0162 REPAIR OR MAINTENANCE OF EQUIP	901,344	0	0	901,344	0
0166 DUES, SUBSCRIPT, MEMBERSHIPS	102,162	0	102,162	0	0
0169 TECHNICAL MEETINGS COSTS	26,928	0	26,928	0	0
0181 TELEPHONE - MOBILE & PORTABLE	29,254	0	29,254	0	0
0190 TELEPHONE - CENTREX	22,542	0	22,542	0	0
0196 TELEPHONE - CIRCUITS	622,317	0	622,317	0	0
Departmental Total					
Expenditures Per Financial Statement	19,571,276				
Deductions					
*Total Disallowed Costs	0	0	0	0	0
Cost Adjustments					
LIBRARY M&O (346) SAL	1,224,281	0	0	0	1,224,281
Functional Cost	20,795,557	0	9,427,276	10,144,000	1,224,281
Allocation Step 1					
Inbound - EQUIPMENT DEPRECIATION	789,442	789,442	0	0	0
Inbound - EMPLOYEE BENEFITS	1,368,418	0	1,368,418	0	0
Inbound - RETIREMENT	2,439,757	0	2,439,757	0	0
Inbound - FINANCE GENERAL 99	6,966,835	0	6,966,835	0	0
Inbound - All Others	1,755,776	0	1,533,342	0	222,435
Reallocate Admin Costs		(789,442)	689,420	0	100,022
Unallocated Costs	0	0	0	0	0
1st Allocation	34,115,784	0	22,425,046	10,144,000	1,546,738
Allocation Step 2					
Inbound - EMPLOYEE BENEFITS	35	0	35	0	0
Inbound - FINANCE GENERAL 99	6,140	0	6,140	0	0
Inbound - All Others	5,681,903	0	4,962,080	0	719,823
2nd Allocation	5,688,078	0	4,968,255	0	719,823
Total For AIS-INFORMATION TECH					
Schedule .3 Total	39,803,863	0	27,393,301	10,144,000	2,266,561

CITY OF CHICAGO, ILLINOIS
Full Cost Allocation Plan
Schedule .4 - Detail Activity Allocations
For Department AIS-INFORMATION TECH

Activity - DOIT

Receiving Department	Allocation Units	Allocation Pct	Gross Allocation	Direct Billed	Allocation Step 1	Allocation Step 2	Total
PBC - DALEY CENTER	0.050	0.050000	11,213		11,213		11,213
MAYOR 01	0.753	0.753000	168,861		168,861		168,861
INSPECTOR GENERAL 03	0.254	0.254000	56,960		56,960		56,960
BUDGET & MANAGEMNT 05	0.566	0.566000	126,926		126,926		126,926
CITY CLERK 25	0.364	0.364000	81,627		81,627		81,627
CITY COUNCIL/COMM 15	0.351	0.351000	78,712		78,712		78,712
FINANCE-CITYWIDE 27	4.519	4.519000	1,013,388		1,013,388		1,013,388
COMPTR-REVENUE SVCS	0.023	0.023000	5,158		5,158		5,158
TREASURER 28	0.160	0.160000	35,880		35,880		35,880
LAW CITY-WIDE 31	1.970	1.970000	441,773		441,773		441,773
HUMAN RESOURCES 33	0.240	0.240000	53,820		53,820		53,820
PROCUREMENT SVCS 35	0.849	0.849000	190,389		190,389		190,389
ASSETS & INFO SVCS 38	9.041	9.041000	2,027,448		2,027,448		2,027,448
AIS-INFORMATION TECH	14.382	14.382000	3,225,170		3,225,170		3,225,170
BUILDINGS 67	0.597	0.597000	133,878		133,878	44,617	178,494
STREETS & SANITATION 81	1.201	1.201000	269,325		269,325	89,757	359,082
CS SUPPORT TO AVIATION	3.668	3.668000	822,551		822,551	274,129	1,096,680
CS SUPPORT TO TRANSP	1.375	1.375000	308,344		308,344	102,761	411,105
EMERG MNGMT & COMM 58	7.828	7.828000	1,755,433		1,755,433	585,028	2,340,461
POLICE BOARD 55	0.154	0.154000	34,535		34,535	11,509	46,044
COPA 60	0.167	0.167000	37,450		37,450	12,481	49,930
POLICE DEPT 57	34.501	34.501000	7,736,866		7,736,866	2,578,446	10,315,312
FIRE DEPT 59	5.843	5.843000	1,310,296		1,310,296	436,678	1,746,974
ADMIN HEARINGS 30	0.200	0.200000	44,850		44,850	14,947	59,797
BRD OF ELECT COMM 39	0.061	0.061000	13,679		13,679	4,559	18,238
HEALTH 41	3.197	3.197000	716,929		716,929	238,929	955,858
HUMAN RELATIONS 45	0.066	0.066000	14,800		14,800	4,932	19,733
PEOPLE WITH DISAB 48	0.137	0.137000	30,722		30,722	10,239	40,961
ANIMAL CARE CNTRL 73	0.139	0.139000	31,171		31,171	10,388	41,559
BOARD OF ETHICS 78	0.043	0.043000	9,643		9,643	3,213	12,856
WATER FUND 200	2.377	2.377000	533,043		533,043	177,646	710,689
CHI PUBLIC LIBRARY 91/346	2.426	2.426000	544,032		544,032	181,308	725,339
MUNI HOTEL OPER 355 DCASE	0.159	0.159000	35,656		35,656	11,883	47,538
FAMILY SUPTSVC 50	0.820	0.820000	183,885		183,885	61,283	245,168
BUSINESS CONS 70	0.598	0.598000	134,102		134,102	44,692	178,793
HOUSING 21	0.094	0.094000	21,079		21,079	7,025	28,104
PLANNING & DEV 54	0.499	0.499000	111,901		111,901	37,293	149,194
ALL OTHER OR UNALLOCATED	0.328	0.328000	73,554		73,554	24,513	98,067
Schedule .4 Total for DOIT	100.000	100.000000	22,425,046		22,425,046	4,968,255	27,393,301

Allocation Basis: DOIT RESOURCE DIST BY DEPT (%) 2020
Allocation Source: DEPARTMENT OF INNOVATION TECHNOLOGY

MAXCAP 2022 MAXIMUS Consulting Services, Inc.

CITY OF CHICAGO, ILLINOIS
Full Cost Allocation Plan
Schedule .4 - Detail Activity Allocations
For Department AIS-INFORMATION TECH

Activity - PROF SVCS - IT MTCE

Receiving Department	Allocation Units	Allocation Pct	Gross Allocation	Direct Billed	Allocation Step 1	Allocation Step 2	Total
PBC - DALEY CENTER	0.050	0.051217	5,195		5,195		5,195
MAYOR 01	0.753	0.771335	78,244		78,244		78,244
INSPECTOR GENERAL 03	0.254	0.260185	26,393		26,393		26,393
BUDGET & MANAGEMNT 05	0.566	0.579781	58,813		58,813		58,813
CITY CLERK 25	0.364	0.372863	37,823		37,823		37,823
CITY COUNCIL/COMM 15	0.351	0.359546	36,472		36,472		36,472
FINANCE-CITYWIDE 27	4.519	4.629032	469,569		469,569		469,569
COMPTR-REVENUE SVCS	0.023	0.023560	2,390		2,390		2,390
TREASURER 28	0.160	0.163896	16,626		16,626		16,626
LAW CITY-WIDE 31	1.970	2.017967	204,703		204,703		204,703
HUMAN RESOURCES 33	0.240	0.245844	24,938		24,938		24,938
PROCUREMENT SVCS 35	0.849	0.869672	88,220		88,220		88,220
ASSETS & INFO SVCS 38	9.041	9.261137	939,450		939,450		939,450
AIS-INFORMATION TECH	14.382	14.732184	1,494,433		1,494,433		1,494,433
BUILDINGS 67	0.597	0.611536	62,034		62,034		62,034
STREETS & SANITATION 81	1.201	1.230243	124,796		124,796		124,796
CS SUPPORT TO AVIATION	3.668	3.757311	381,142		381,142		381,142
CS SUPPORT TO TRANSP	1.375	1.408480	142,876		142,876		142,876
EMERG MNGMT & COMM 58	7.828	8.018602	813,407		813,407		813,407
POLICE BOARD 55	0.154	0.157750	16,002		16,002		16,002
COPA 60	0.167	0.171066	17,353		17,353		17,353
POLICE DEPT 57	34.501	35.341058	3,584,997		3,584,997		3,584,997
FIRE DEPT 59	5.843	5.985270	607,146		607,146		607,146
ADMIN HEARINGS 30	0.200	0.204870	20,782		20,782		20,782
BRD OF ELECT COMM 39	0.061	0.062485	6,338		6,338		6,338
HEALTH 41	3.197	3.274843	332,200		332,200		332,200
HUMAN RELATIONS 45	0.066	0.067607	6,858		6,858		6,858
PEOPLE WITH DISAB 48	0.137	0.140336	14,236		14,236		14,236
ANIMAL CARE CNTRL 73	0.139	0.142384	14,443		14,443		14,443
BOARD OF ETHICS 78	0.043	0.044047	4,468		4,468		4,468
CHI PUBLIC LIBRARY 91/346	2.426	2.485070	252,086		252,086		252,086
MUNI HOTEL OPER 355 DCASE	0.159	0.162871	16,522		16,522		16,522
FAMILY SUPTSVC 50	0.820	0.839966	85,206		85,206		85,206
BUSINESS CONS 70	0.598	0.612561	62,138		62,138		62,138
HOUSING 21	0.094	0.096289	9,768		9,768		9,768
PLANNING & DEV 54	0.499	0.511150	51,851		51,851		51,851
ALL OTHER OR UNALLOCATED	0.328	0.335986	34,082		34,082		34,082
Schedule .4 Total for PROF SVCS - IT MTCE	97.623	100.000000	10,144,000		10,144,000	0	10,144,000

Allocation Basis: DOIT RESOURCE DIST BY DEPT (%) 2020 EXCL WATER FUND
Allocation Source: DEPARTMENT OF INNOVATION TECHNOLOGY

CITY OF CHICAGO, ILLINOIS
Full Cost Allocation Plan
Schedule .4 - Detail Activity Allocations
For Department AIS-INFORMATION TECH

Activity - DOIT NON-CORP

Receiving Department	Allocation Units	Allocation Pct	Gross Allocation	Direct Billed	Allocation Step 1	Allocation Step 2	Total
CHI PUBLIC LIBRARY 91/346	1,224,281	100.000000	1,546,738	(1,224,281)	322,457	719,823	1,042,280
Schedule .4 Total for DOIT NON-CORP	1,224,281	100.000000	1,546,738	(1,224,281)	322,457	719,823	1,042,280
Direct Billed				1,224,281	1,224,281		1,224,281
Schedule .3 Total for DOIT NON-CORP	1,224,281	100.000000		0	1,546,738	719,823	2,266,561

Allocation Basis: ACTUAL EXPENDITURES PER FUND
Allocation Source: SUMMARY TRIAL BALANCE FOR 2020 (A613 REPORT)

MAXCAP 2022 MAXIMUS Consulting Services, Inc.

CITY OF CHICAGO, ILLINOIS
Full Cost Allocation Plan
Schedule .5 - Allocation Summary
For Department AIS-INFORMATION TECH

Receiving Department	Total	DOIT	PROF SVCS - IT MTCE	DOIT NON-CORP
PBC - DALEY CENTER	16,408	11,213	5,195	0
MAYOR 01	247,105	168,861	78,244	0
INSPECTOR GENERAL 03	83,353	56,960	26,393	0
BUDGET & MANAGEMNT 05	185,739	126,926	58,813	0
CITY CLERK 25	119,450	81,627	37,823	0
CITY COUNCIL/COMM 15	115,184	78,712	36,472	0
FINANCE-CITYWIDE 27	1,482,957	1,013,388	469,569	0
COMPTR-REVENUE SVCS	7,548	5,158	2,390	0
TREASURER 28	52,506	35,880	16,626	0
LAW CITY-WIDE 31	646,476	441,773	204,703	0
HUMAN RESOURCES 33	78,759	53,820	24,938	0
PROCUREMENT SVCS 35	278,608	190,389	88,220	0
ASSETS & INFO SVCS 38	2,966,898	2,027,448	939,450	0
AIS-INFORMATION TECH	4,719,603	3,225,170	1,494,433	0
BUILDINGS 67	240,529	178,494	62,034	0
STREETS & SANITATION 81	483,878	359,082	124,796	0
CS SUPPORT TO AVIATION	1,477,822	1,096,680	381,142	0
CS SUPPORT TO TRANSP	553,982	411,105	142,876	0
EMERG MNGMT & COMM 58	3,153,868	2,340,461	813,407	0
POLICE BOARD 55	62,046	46,044	16,002	0
COPA 60	67,283	49,930	17,353	0
POLICE DEPT 57	13,900,309	10,315,312	3,584,997	0
FIRE DEPT 59	2,354,120	1,746,974	607,146	0
ADMIN HEARINGS 30	80,579	59,797	20,782	0
BRD OF ELECT COMM 39	24,576	18,238	6,338	0
HEALTH 41	1,288,058	955,858	332,200	0
HUMAN RELATIONS 45	26,591	19,733	6,858	0
PEOPLE WITH DISAB 48	55,197	40,961	14,236	0
ANIMAL CARE CNTRL 73	56,002	41,559	14,443	0
BOARD OF ETHICS 78	17,324	12,856	4,468	0
WATER FUND 200	710,689	710,689	0	0
CHI PUBLIC LIBRARY 91/346	2,019,705	725,339	252,086	1,042,280
MUNI HOTEL OPER 355 DCASE	64,060	47,538	16,522	0
FAMILY SUPTSVC 50	330,374	245,168	85,206	0
BUSINESS CONS 70	240,931	178,793	62,138	0
HOUSING 21	37,872	28,104	9,768	0
PLANNING & DEV 54	201,045	149,194	51,851	0
ALL OTHER OR UNALLOCATED	132,150	98,067	34,082	0
Direct Bill	1,224,281	0	0	1,224,281
Total	39,803,863	27,393,301	10,144,000	2,266,561

The Department of Buildings is responsible for the enforcement of the Municipal Building Code, issues building permits and conducts technical inspections, and is also responsible for the demolition of abandoned, dangerous structures. Administrative and indirect costs relating to work done on behalf of the Water, Sewer, Vehicle Tax, and CDBG funds have been directly allocated to the corresponding Water, Sewer, Vehicle Tax, and CDBG cost pools, after directly charged costs were deducted. All other costs have been disallowed for plan purposes and assigned to the Buildings – General Government cost pool.

CITY OF CHICAGO, ILLINOIS
Full Cost Allocation Plan
Schedule .2 - Costs To Be Allocated
For Department BUILDINGS 67

	1st Allocation	2nd Allocation	Sub-Total	Total
Expenditures Per Financial Statement:	22,007,376			22,007,376
Cost Adjustments:				
WATER FUND 200 .0005	2,471,703			
VEH TAX FUND 300 .0005	503,754			
SEWER FUND 314 .0005	1,224,859			
CDBG FUND XLV (J46) .0005	4,304,457			
Total Departmental Cost Adjustments:	8,504,773			8,504,773
Inbound Costs:				
BUILDING DEPRECIATION	220,504		220,504	
EQUIPMENT DEPRECIATION	544,528		544,528	
EMPLOYEE BENEFITS	2,899,156	74	2,899,230	
RETIREMENT	5,440,603		5,440,603	
FINANCE GENERAL 99	1,333,925	1,175	1,335,100	
MAYOR 01	49,378	32,808	82,186	
INSPECTOR GENERAL 03	77,271	5,731	83,002	
BUDGET & MANAGEMNT 05	43,603	25,532	69,135	
FINANCE COMMITTEE	12,289	3,271	15,560	
CITY COMPTROLLER	17,053	4,204	21,258	
COMPTR-ACCT FIN RPTG	19,968	2,436	22,404	
COMPTR-FIN STRATG OPS	63,447	7,015	70,462	
COMPTR-REVENUE SVCS	31,025	1,140	32,165	
TREASURER 28	4,551	495	5,045	
LAW CITY-WIDE 31	2,395,088	709,114	3,104,202	
LAW CORPORATE	1,246,649	29,102	1,275,751	
HUMAN RESOURCES 33	73,501	3,775	77,276	
AIS-COMM & FIN&ADMIN	2,698		2,698	
AIS-FACILITY MNGMT	390,845	14,650	405,495	
AIS-ASSET MANAGEMENT	142,665	12,044	154,709	
AIS-FLEET OPERATIONS	2,878	29	2,907	
AIS-INFORMATION TECH	195,912	44,617	240,529	
AIS-BUILDING MTCE/OPER	88,614		88,614	
EMERG MNGMT & COMM 58		354,932	354,932	
Total Allocated Additions:	15,296,150	1,252,146	16,548,296	16,548,296
Total To Be Allocated:	45,808,299	1,252,146		47,060,445

CITY OF CHICAGO, ILLINOIS
Full Cost Allocation Plan
Schedule .3 - Costs Allocated By Activity
For Department BUILDINGS 67

	Total	G&A	ALL OTHER	WATER FUND	VEHICLE TAX
Wages & Benefits					
Salaries & Wages	18,819,914	3,093,849	15,726,065	0	0
Fringe Benefits	0	0	0	0	0
Other Expense & Cost					
BUDGETS / 015 PERSONAL SERVICE	864,270	864,270	0	0	0
PERSONAL SERV - PRIOR APPR REQ	(97,967)	(97,967)	0	0	0
OVERTIME	107,929	0	107,929	0	0
REIMBURSABLE OVERTIME	498,591	1,272	497,319	0	0
POSTAGE	17,715	17,715	0	0	0
PROF AND TECHNICAL SERVICES	1,351,015	1,351,015	0	0	0
RENT/MAINT - COMPUTER HARDWARE	6,226	6,226	0	0	0
LEASE PURCHASE OF EQUIPMENT	39,531	39,531	0	0	0
REPAIR OR MAINTENANCE OF EQUIP	13,953	13,953	0	0	0
DUES, SUBSCRIPT, MEMBERSHIPS	880	880	0	0	0
TELEPHONE - MOBILE & PORTABLE	133,000	133,000	0	0	0
TELEPHONE - CENTREX	38,944	38,944	0	0	0
TELEPHONE - CIRCUITS	6,860	6,860	0	0	0
TELEPHONE - EQUIPMENT MAINT	6,162	6,162	0	0	0
MILEAGE REIMBURSMENT	168,920	0	168,920	0	0
CLOTHING	9,662	9,662	0	0	0
BOOKS AND RELATED MATERIALS	846	846	0	0	0
STATIONERY & OFFICE SUPPLIES	20,925	20,925	0	0	0
Departmental Total					
Expenditures Per Financial Statement	22,007,376				
Deductions					
*Total Disallowed Costs	0	0	0	0	0
Cost Adjustments					
WATER FUND 200 .0005	2,471,703	0	0	2,471,703	0
VEH TAX FUND 300 .0005	503,754	0	0	0	503,754
SEWER FUND 314 .0005	1,224,859	0	0	0	0
CDBG FUND XLV (J46) .0005	4,304,457	0	0	0	0
Functional Cost	30,512,149	5,507,143	16,500,233	2,471,703	503,754
Allocation Step 1					
Inbound - EMPLOYEE BENEFITS	2,899,156	476,621	2,422,535	0	0
Inbound - RETIREMENT	5,440,603	894,435	4,546,168	0	0
Inbound - FINANCE GENERAL 99	1,333,925	219,297	1,114,628	0	0
Inbound - All Others	5,622,466	0	3,649,042	573,527	116,889
Reallocate Admin Costs		(7,097,497)	4,606,985	723,945	147,628
Unallocated Costs	0	0	0	0	0
1st Allocation	45,808,299	0	32,839,591	3,769,175	768,270
Allocation Step 2					
Inbound - EMPLOYEE BENEFITS	74	12	62	0	0
Inbound - FINANCE GENERAL 99	1,175	193	982	0	0

CITY OF CHICAGO, ILLINOIS
Full Cost Allocation Plan
Schedule .3 - Costs Allocated By Activity
For Department BUILDINGS 67

	Total	G&A	ALL OTHER	WATER FUND	VEHICLE TAX
Inbound - All Others	1,250,897	0	811,863	127,596	25,999
Reallocate Admin Costs		(205)	133	21	4
Unallocated Costs	0	0	0	0	0
2nd Allocation	1,252,146	0	813,040	127,617	26,003
Total For BUILDINGS 67					
Schedule .3 Total	47,060,445	0	33,652,631	3,896,792	794,274

CITY OF CHICAGO, ILLINOIS
Full Cost Allocation Plan
Schedule .3 - Costs Allocated By Activity
For Department BUILDINGS 67

	SEWER FUND	CDBG FUND
Wages & Benefits		
Salaries & Wages	0	0
Fringe Benefits	0	0
Other Expense & Cost		
BUDGETS / 015 PERSONAL SERVICE	0	0
PERSONAL SERV - PRIOR APPR REQ	0	0
OVERTIME	0	0
REIMBURSABLE OVERTIME	0	0
POSTAGE	0	0
PROF AND TECHNICAL SERVICES	0	0
RENT/MAINT - COMPUTER HARDWARE	0	0
LEASE PURCHASE OF EQUIPMENT	0	0
REPAIR OR MAINTENANCE OF EQUIP	0	0
DUES, SUBSCRIPT, MEMBERSHIPS	0	0
TELEPHONE - MOBILE & PORTABLE	0	0
TELEPHONE - CENTREX	0	0
TELEPHONE - CIRCUITS	0	0
TELEPHONE - EQUIPMENT MAINT	0	0
MILEAGE REIMBURSMENT	0	0
CLOTHING	0	0
BOOKS AND RELATED MATERIALS	0	0
STATIONERY & OFFICE SUPPLIES	0	0
Departmental Total		
Expenditures Per Financial Statement		
Deductions		
*Total Disallowed Costs	0	0
Cost Adjustments		
WATER FUND 200 .0005	0	0
VEH TAX FUND 300 .0005	0	0
SEWER FUND 314 .0005	1,224,859	0
CDBG FUND XLV (J46) .0005	0	4,304,457
Functional Cost	1,224,859	4,304,457
Allocation Step 1		
Inbound - EMPLOYEE BENEFITS	0	0
Inbound - RETIREMENT	0	0
Inbound - FINANCE GENERAL 99	0	0
Inbound - All Others	284,213	998,795
Reallocate Admin Costs	358,424	1,260,515
Unallocated Costs	0	0
1st Allocation	1,867,495	6,563,768
Allocation Step 2		
Inbound - EMPLOYEE BENEFITS	0	0
Inbound - FINANCE GENERAL 99	0	0

CITY OF CHICAGO, ILLINOIS
Full Cost Allocation Plan
Schedule .3 - Costs Allocated By Activity
For Department BUILDINGS 67

	SEWER FUND	CDBG FUND
Inbound - All Others	63,227	222,212
Reallocate Admin Costs	10	36
Unallocated Costs	0	0
2nd Allocation	63,237	222,248
Total For BUILDINGS 67		
Schedule .3 Total	1,930,733	6,786,016

CITY OF CHICAGO, ILLINOIS
Full Cost Allocation Plan
Schedule .4 - Detail Activity Allocations
For Department BUILDINGS 67

Activity - ALL OTHER

Receiving Department	Allocation Units	Allocation Pct	Gross Allocation	Direct Billed	Allocation Step 1	Allocation Step 2	Total
BUILDINGS 67 - GENERAL	100.00	100.000000	32,839,591		32,839,591	813,040	33,652,631
Schedule .4 Total for ALL OTHER	100.00	100.000000	32,839,591		32,839,591	813,040	33,652,631

Allocation Basis: EXCLUSIVE ALLOCATION TO BUILDINGS-GENERAL
Allocation Source: EXCLUSIVE ALLOCATION

CITY OF CHICAGO, ILLINOIS
Full Cost Allocation Plan
Schedule .4 - Detail Activity Allocations
For Department BUILDINGS 67

Activity - WATER FUND

Receiving Department	Allocation Units	Allocation Pct	Gross Allocation	Direct Billed	Allocation Step 1	Allocation Step 2	Total
WATER FUND 200	100	100.000000	3,769,175	(2,471,703)	1,297,472	127,617	1,425,089
Schedule .4 Total for WATER FUND	100	100.000000	3,769,175	(2,471,703)	1,297,472	127,617	1,425,089
Direct Billed				2,471,703	2,471,703		2,471,703
Schedule .3 Total for WATER FUND	100	100.000000		0	3,769,175	127,617	3,896,792

Allocation Basis: EXCLUSIVE ALLOCATION TO WATER FUND
Allocation Source: EXCLUSIVE ALLOCATION

CITY OF CHICAGO, ILLINOIS
Full Cost Allocation Plan
Schedule .4 - Detail Activity Allocations
For Department BUILDINGS 67

Activity - VEHICLE TAX

Receiving Department	Allocation Units	Allocation Pct	Gross Allocation	Direct Billed	Allocation Step 1	Allocation Step 2	Total
VEHICLE TAX FUND 300	100	100.000000	768,270	(503,754)	264,516	26,003	290,520
Schedule .4 Total for VEHICLE TAX	100	100.000000	768,270	(503,754)	264,516	26,003	290,520
Direct Billed				503,754	503,754		503,754
Schedule .3 Total for VEHICLE TAX	100	100.000000		0	768,270	26,003	794,274

Allocation Basis: EXCLUSIVE ALLOCATION TO VEHICLE TAX FUND
Allocation Source: EXCLUSIVE ALLOCATION

MAXCAP 2022 MAXIMUS Consulting Services, Inc.

CITY OF CHICAGO, ILLINOIS
Full Cost Allocation Plan
Schedule .4 - Detail Activity Allocations
For Department BUILDINGS 67

Activity - SEWER FUND

Receiving Department	Allocation Units	Allocation Pct	Gross Allocation	Direct Billed	Allocation Step 1	Allocation Step 2	Total
SEWER FUND 314	100	100.000000	1,867,495	(1,224,859)	642,636	63,237	705,874
Schedule .4 Total for SEWER FUND	100	100.000000	1,867,495	(1,224,859)	642,636	63,237	705,874
Direct Billed				1,224,859	1,224,859		1,224,859
Schedule .3 Total for SEWER FUND	100	100.000000		0	1,867,495	63,237	1,930,733

Allocation Basis: EXCLUSIVE ALLOCATION TO SEWER FUND
Allocation Source: EXCLUSIVE ALLOCATION

CITY OF CHICAGO, ILLINOIS
Full Cost Allocation Plan
Schedule .4 - Detail Activity Allocations
For Department BUILDINGS 67

Activity - CDBG FUND

Receiving Department	Allocation Units	Allocation Pct	Gross Allocation	Direct Billed	Allocation Step 1	Allocation Step 2	Total
CDBG FUNDS	100	100.000000	6,563,768	(4,304,457)	2,259,311	222,248	2,481,559
Schedule .4 Total for CDBG FUND	100	100.000000	6,563,768	(4,304,457)	2,259,311	222,248	2,481,559
Direct Billed				4,304,457	4,304,457		4,304,457
Schedule .3 Total for CDBG FUND	100	100.000000		0	6,563,768	222,248	6,786,016

Allocation Basis: EXCLUSIVE ALLOCATION TO CDBG PROGRAMS
Allocation Source: EXCLUSIVE ALLOCATION

MAXCAP 2022 MAXIMUS Consulting Services, Inc.

CITY OF CHICAGO, ILLINOIS
Full Cost Allocation Plan
Schedule .5 - Allocation Summary
For Department BUILDINGS 67

Receiving Department	Total	ALL OTHER	WATER FUND	VEHICLE TAX	SEWER FUND
BUILDINGS 67 - GENERAL	33,652,631	33,652,631	0	0	0
WATER FUND 200	1,425,089	0	1,425,089	0	0
SEWER FUND 314	705,874	0	0	0	705,874
CDBG FUNDS	2,481,559	0	0	0	0
VEHICLE TAX FUND 300	290,520	0	0	290,520	0
Direct Bill	8,504,773	0	2,471,703	503,754	1,224,859
Total	47,060,445	33,652,631	3,896,792	794,274	1,930,733

CITY OF CHICAGO, ILLINOIS
Full Cost Allocation Plan
Schedule .5 - Allocation Summary
For Department BUILDINGS 67

Receiving Department	CDBG FUND
BUILDINGS 67 - GENERAL	0
WATER FUND 200	0
SEWER FUND 314	0
CDBG FUNDS	2,481,559
VEHICLE TAX FUND 300	0
Direct Bill	4,304,457
Total	6,786,016

All Department of Streets and Sanitation general government costs have been accumulated in this chapter.

Costs related to the Water and Sewer Funds activities have been allocated to the Water and Sewer cost pools, based on the following allocation statistic: the ten-year historical average of utility plant value for the Water and the Sewer Funds to the City's full market value, adjusted for the current Water and Sewer fund size relative to the historical ten-year average fund size.

All other Streets and Sanitation general government costs have been sent to the All Other cost pool.

CITY OF CHICAGO, ILLINOIS
Full Cost Allocation Plan
Schedule .2 - Costs To Be Allocated
For Department STS-GENERAL

	1st Allocation	2nd Allocation	Sub-Total	Total
Expenditures Per Financial Statement:	0			0
Inbound Costs:				
STREETS & SANITATION 81	80,444,441	2,065,095	82,509,536	
STS-DIRECT SERVICES	276,451,515	2,694,101	279,145,617	
Total Allocated Additions:	356,895,956	4,759,196	361,655,152	361,655,152
Total To Be Allocated:	356,895,956	4,759,196		361,655,152

CITY OF CHICAGO, ILLINOIS
Full Cost Allocation Plan
Schedule .3 - Costs Allocated By Activity
For Department STS-GENERAL

	Total	G&A	STS-GENERAL
Wages & Benefits			
Salaries & Wages	0	0	0
Fringe Benefits	0	0	0
Departmental Total			
Expenditures Per Financial Statement	0		
Deductions			
*Total Disallowed Costs	0	0	0
Functional Cost	0	0	0
Allocation Step 1			
Inbound - All Others	356,895,956	0	356,895,956
Reallocate Admin Costs		0	0
Unallocated Costs	0	0	0
1st Allocation	356,895,956	0	356,895,956
Allocation Step 2			
Inbound - All Others	4,759,196	0	4,759,196
2nd Allocation	4,759,196	0	4,759,196
Total For STS-GENERAL			
Schedule .3 Total	361,655,152	0	361,655,152

CITY OF CHICAGO, ILLINOIS
Full Cost Allocation Plan
Schedule .4 - Detail Activity Allocations
For Department STS-GENERAL

Activity - STS-GENERAL

Receiving Department	Allocation Units	Allocation Pct	Gross Allocation	Direct Billed	Allocation Step 1	Allocation Step 2	Total
WATER FUND 200	1.2608	1.260800	4,499,744		4,499,744	60,004	4,559,748
SEWER FUND 314	0.9412	0.941200	3,359,105		3,359,105	44,794	3,403,898
ALL OTHER OR UNALLOCATED	97.7980	97.798000	349,037,107		349,037,107	4,654,398	353,691,506
Schedule .4 Total for STS-GENERAL	100.0000	100.000000	356,895,956		356,895,956	4,759,196	361,655,152

Allocation Basis: WATER, SEWER PLANT VALUE AS A % OF CITY FULL PROP VALUE
Allocation Source: 2020 WATER/SEWER ANNUAL RPT & CIVIC FEDERATION DATA

MAXCAP 2022 MAXIMUS Consulting Services, Inc.

CITY OF CHICAGO, ILLINOIS
Full Cost Allocation Plan
Schedule .5 - Allocation Summary
For Department STS-GENERAL

Receiving Department	Total	STS-GENERAL
WATER FUND 200	4,559,748	4,559,748
SEWER FUND 314	3,403,898	3,403,898
ALL OTHER OR UNALLOCATED	353,691,506	353,691,506
Direct Bill	0	0
Total	361,655,152	361,655,152

The Office of Emergency Management and Communications manages and operates the City's Public Safety Communications System which supports the response of Police, Fire, and Emergency Medical Resources to citizen initiated calls for emergency services, as well as calls to 311 non emergency services. Costs have been functionalized and allocated as follows:

- **Police Dispatch.** Costs have been allocated to the Police operating units based on corporate funded budgeted positions.
- **Fire Dispatch.** Costs have been allocated to the CFD operating units based on corporate budgeted positions.
- **Alternate Response.** Costs have been allocated based on the number of budgeted sworn positions per department, Corporate Fund Only.
- **City-Wide Emergency Management.** Costs have been allocated based on the number of budgeted positions per departmet/fund/grant.
- **ISCN.** Costs have been allocated exclusively to the All Other cost objective.
- **Non-Emergency 311 City Services.** Costs of the 311 function have been allocated based on the number of service requests handled per City department.
- **Corporate Traffic Management Authority.** Costs have been allocated exclusively to Police General.
- **Corporate Crossing Guards.** Costs have been allocated exclusively to Police General.
- **Midway OEMC.** Administrative and indirect costs of aviation traffic management and dispatch personnel assigned to Midway Airport, have been directly allocated to the Midway Airport cost pool.
- **O'Hare OEMC.** Administrative and indirect costs, of aviation non-emergency 311, traffic management and dispatch personnel assigned to O'Hare Airport, have been directly allocated to the O'Hare Airport cost pool.
- **Emergency Communication Fund.** Administrative and indirect costs, of aviation personnel assigned to the Emergency Communication Fund have been allocated to the Emergency Communication Fund cost pool.

CITY OF CHICAGO, ILLINOIS
Full Cost Allocation Plan
Schedule .2 - Costs To Be Allocated
For Department EMERG MNGMT & COMM 58

	1st Allocation	2nd Allocation	Sub-Total	Total
Expenditures Per Financial Statement:	18,380,435			18,380,435
Cost Adjustments:				
D REALLOC ISCN	-2,066,518			
C REALLOC ISCN	2,066,518			
MIDWAY FD 610 Sal .0005	976,311			
OHARE FD 740 Sal .0005	2,052,954			
CORONAVIRUS RELIEF FUND 003C	5,120,453			
Emerg Comm Fd 353 (.0005)	39,842,383			
Emerg Comm Fd 353 Other PS	13,143,528			
Emerg Comm Fd 353 Non PS Tel & Comp	21,454,152			
Emerg Comm Fd 353 Non PS Other	17,480,496			
Emerg Comm Fd 353 Fin Gen 99 w excl	16,384,449			
Total Departmental Cost Adjustments:	116,454,726			116,454,726
Inbound Costs:				
BUILDING DEPRECIATION	1,723,203		1,723,203	
EQUIPMENT DEPRECIATION	3,330,441		3,330,441	
EMPLOYEE BENEFITS	14,706,537	376	14,706,913	
RETIREMENT	4,390,838		4,390,838	
FINANCE GENERAL 99	8,740,959	7,702	8,748,661	
MAYOR 01	330,854	219,826	550,680	
INSPECTOR GENERAL 03	517,747	38,401	556,147	
BUDGET & MANAGEMNT 05	219,157	120,156	339,313	
CITY COUNCIL 15	1,616,700	466,766	2,083,466	
FINANCE COMMITTEE	158,337	42,150	200,487	
CITY COMPTROLLER	40,579	10,005	50,584	
COMPTR-ACCT FIN RPTG	300,293	35,069	335,362	
COMPTR-FIN STRATG OPS	353,111	38,690	391,801	
COMPTR-REVENUE SVCS	134,388	4,937	139,326	
TREASURER 28	19,711	2,144	21,855	
LAW CITY-WIDE 31	263,742	81,305	345,047	
LAW CORPORATE	109,450	2,582	112,032	
HUMAN RESOURCES 33	492,486	25,296	517,782	
PROCUREMENT SVCS 35	175,556	12,856	188,413	
AIS-COMM & FIN&ADMIN	85,224		85,224	
AIS-FACILITY MNGMT	2,602,604	99,233	2,701,836	
AIS-ASSET MANAGEMENT	961,975	23,662	985,637	
AIS-FLEET OPERATIONS	351,892	6,145	358,037	
AIS-INFORMATION TECH	2,568,840	585,028	3,153,868	
AIS-BUILDING MTCE/OPER	32,425		32,425	
PUBLIC SAFETY ADMIN 51	1,654,948	32,202	1,687,150	
EMERG MNGMT & COMM 58		231,866	231,866	
Total Allocated Additions:	45,881,998	2,086,396	47,968,395	47,968,395
Total To Be Allocated:	180,717,159	2,086,396		182,803,556

CITY OF CHICAGO, ILLINOIS
Full Cost Allocation Plan
Schedule .3 - Costs Allocated By Activity
For Department EMERG MNGMT & COMM 58

	Total	G&A	CPD DISPATCH	CFD DISPATCH	ALT RESPONSE
Wages & Benefits					
Salaries & Wages	15,188,609	(2,868,603)	0	0	0
Fringe Benefits	0	0	0	0	0
Other Expense & Cost					
PAYMENT OF RETRO SALARIES	1,971,373	20,152	0	0	0
OVERTIME	226,567	(412,966)	0	0	0
FOR HEALTH MAINTENANCE ORGN	290	0	0	0	0
UNIFORM ALLOWANCE	415,150	1,000	0	0	0
POSTAGE	2,878	2,878	0	0	0
PROF AND TECHNICAL SERVICES	16,111	12,171	0	0	0
ADVERTISING	852	0	0	0	0
PROMOTIONS	506	506	0	0	0
RENT/MAINT - COMPUTER HARDWARE	74,348	74,348	0	0	0
RENTAL OF EQUIPMENT & SERVICES	51,604	2,792	0	0	0
REPAIR OR MAINTENANCE OF EQUIP	60,071	60,099	0	0	0
DUES, SUBSCRIPT, MEMBERSHIPS	1,087	1,087	0	0	0
FREIGHT AND EXPRESS CHARGES	375	375	0	0	0
TELEPHONE - MOBILE & PORTABLE	326,578	(837)	0	0	0
TELEPHONE - CENTREX	(55,049)	0	0	0	0
TELEPHONE - EQUIPMENT MAINT	9,200	9,200	0	0	0
MILEAGE REIMBURSMENT	61,247	0	0	0	0
REIMBURSEMENT TO TRAVELERS	1,655	1,655	0	0	0
CLOTHING	14,792	0	0	821	0
MATERIALS AND SUPPLIES	2,984	45	575	0	0
BOOKS AND RELATED MATERIALS	225	0	0	0	0
STATIONERY & OFFICE SUPPLIES	13,746	13,241	0	0	0
REPAIR PARTS AND MATERIALS	(11,223)	(11,223)	0	0	0
COMMUNICATION DEVICES	6,459	0	0	0	0
Departmental Total					
Expenditures Per Financial Statement	18,380,435				
Deductions					
*Total Disallowed Costs	0	0	0	0	0
Cost Adjustments					
D REALLOC ISCN	(2,066,518)	0	0	0	0
C REALLOC ISCN	2,066,518	0	1,672,144	381,670	0
MIDWAY FD 610 Sal .0005	976,311	0	0	0	0
OHARE FD 740 Sal .0005	2,052,954	0	0	0	0
CORONAVIRUS RELIEF FUND 003C	5,120,453	122,649	2,751,860	628,118	0
Emerg Comm Fd 353 (.0005)	39,842,383	1,386,846	31,116,696	7,102,453	0
Emerg Comm Fd 353 Other PS	13,143,528	(131,601)	11,117,277	1,807,836	3,334
Emerg Comm Fd 353 Non PS Tel & Comp	21,454,152	0	17,359,850	3,962,423	0
Emerg Comm Fd 353 Non PS Other	17,480,496	15,424,008	27,621	52,834	180
Emerg Comm Fd 353 Fin Gen 99 w excl	16,384,449	570,316	12,796,170	2,920,753	0
Functional Cost	134,835,161	14,278,138	76,842,193	16,856,908	3,514

CITY OF CHICAGO, ILLINOIS
Full Cost Allocation Plan
Schedule .3 - Costs Allocated By Activity
For Department EMERG MNGMT & COMM 58

	Total	G&A	CPD DISPATCH	CFD DISPATCH	ALT RESPONSE
Allocation Step 1					
Inbound - BUILDING DEPRECIATION: 911 CENTER	1,526,616	0	1,203,889	301,049	0
Inbound - BUILDING DEPRECIATION: 311 CENTER LEX	196,587	0	0	0	0
Inbound - EQUIPMENT DEPRECIATION	3,330,441	0	1,833,787	418,566	0
Inbound - EMPLOYEE BENEFITS	14,706,537	0	0	0	0
Inbound - RETIREMENT	4,390,838	0	0	0	0
Inbound - FINANCE GENERAL 99	8,740,959	0	0	0	0
Inbound - AIS-FACILITY MNGMT	2,602,604	0	0	0	0
Inbound - All Others	10,387,416	0	0	0	0
Reallocate Admin Costs		(14,278,138)	7,460,327	1,703,382	0
Unallocated Costs	0	0	0	0	0
1st Allocation	180,717,159	0	87,340,196	19,279,904	3,514
Allocation Step 2					
Inbound - EMPLOYEE BENEFITS	376	0	0	0	0
Inbound - FINANCE GENERAL 99	7,702	0	0	0	0
Inbound - AIS-FACILITY MNGMT	99,233	0	0	0	0
Inbound - All Others	1,979,086	0	0	0	0
2nd Allocation	2,086,396	0	0	0	0
Total For EMERG MNGMT & COMM 58					
Schedule .3 Total	182,803,556	0	87,340,196	19,279,904	3,514

CITY OF CHICAGO, ILLINOIS
Full Cost Allocation Plan
Schedule .3 - Costs Allocated By Activity
For Department EMERG MNGMT & COMM 58

	CITYWIDE EMERG MGMT	NON EMERGENCY 311	CORP TMA	CORP XING GUARDS	MDW TMA
Wages & Benefits					
Salaries & Wages	0	3,326,300	6,107,599	8,623,313	0
Fringe Benefits	0	0	0	0	0
Other Expense & Cost					
PAYMENT OF RETRO SALARIES	0	0	725,517	1,225,704	0
OVERTIME	0	456,514	13,902	169,117	0
FOR HEALTH MAINTENANCE ORGN	0	0	0	0	0
UNIFORM ALLOWANCE	0	0	3,850	410,300	0
POSTAGE	0	0	0	0	0
PROF AND TECHNICAL SERVICES	0	4,911	0	0	0
ADVERTISING	0	852	0	0	0
PROMOTIONS	0	0	0	0	0
RENT/MAINT - COMPUTER HARDWARE	0	0	0	0	0
RENTAL OF EQUIPMENT & SERVICES	0	0	6,570	42,242	0
REPAIR OR MAINTENANCE OF EQUIP	0	0	0	0	0
DUES, SUBSCRIPT, MEMBERSHIPS	0	0	0	0	0
FREIGHT AND EXPRESS CHARGES	0	0	0	0	0
TELEPHONE - MOBILE & PORTABLE	0	0	0	327,415	0
TELEPHONE - CENTREX	0	(10,141)	(18,620)	(26,288)	0
TELEPHONE - EQUIPMENT MAINT	0	0	0	0	0
MILEAGE REIMBURSMENT	0	0	0	0	0
REIMBURSEMENT TO TRAVELERS	0	0	0	0	0
CLOTHING	0	5,375	8,596	0	0
MATERIALS AND SUPPLIES	0	0	2,364	0	0
BOOKS AND RELATED MATERIALS	0	225	0	0	0
STATIONERY & OFFICE SUPPLIES	0	505	0	0	0
REPAIR PARTS AND MATERIALS	0	0	0	0	0
COMMUNICATION DEVICES	0	6,459	0	0	0
Departmental Total					
Expenditures Per Financial Statement					
Deductions					
*Total Disallowed Costs	0	0	0	0	0
Cost Adjustments					
D REALLOC ISCN	0	0	0	0	0
C REALLOC ISCN	12,704	0	0	0	0
MIDWAY FD 610 Sal .0005	0	0	0	0	976,311
OHARE FD 740 Sal .0005	0	0	0	0	0
CORONAVIRUS RELIEF FUND 003C	20,905	294,167	540,136	762,618	0
Emerg Comm Fd 353 (.0005)	236,388	0	0	0	0
Emerg Comm Fd 353 Other PS	0	0	0	0	0
Emerg Comm Fd 353 Non PS Tel & Comp	131,879	0	0	0	0
Emerg Comm Fd 353 Non PS Other	311,655	0	4,900	0	0
Emerg Comm Fd 353 Fin Gen 99 w excl	97,210	0	0	0	0
Functional Cost	810,741	4,085,167	7,394,814	11,534,421	976,311

CITY OF CHICAGO, ILLINOIS
Full Cost Allocation Plan
Schedule .3 - Costs Allocated By Activity
For Department EMERG MNGMT & COMM 58

	CITYWIDE EMERG MGMT	NON EMERGENCY 311	CORP TMA	CORP XING GUARDS	MDW TMA
Allocation Step 1					
Inbound - BUILDING DEPRECIATION: 911 CENTER	21,678	0	0	0	0
Inbound - BUILDING DEPRECIATION: 311 CENTER LEX	0	196,587	0	0	0
Inbound - EQUIPMENT DEPRECIATION	13,931	196,027	359,936	508,194	0
Inbound - EMPLOYEE BENEFITS	0	2,709,076	4,974,280	7,023,181	0
Inbound - RETIREMENT	0	808,832	1,485,139	2,096,867	0
Inbound - FINANCE GENERAL 99	0	1,610,163	2,956,507	4,174,289	0
Inbound - AIS-FACILITY MNGMT	1,791,633	655,336	155,635	0	0
Inbound - All Others	0	567,081	1,041,250	1,470,139	166,445
Reallocate Admin Costs	57,113	798,148	1,464,937	2,067,474	234,161
Unallocated Costs	0	0	0	0	0
1st Allocation	2,695,095	11,626,416	19,832,499	28,874,566	1,376,917
Allocation Step 2					
Inbound - EMPLOYEE BENEFITS	0	69	127	179	0
Inbound - FINANCE GENERAL 99	0	1,419	2,605	3,678	0
Inbound - AIS-FACILITY MNGMT	68,312	24,987	5,933	0	0
Inbound - All Others	0	108,037	198,385	280,098	31,706
2nd Allocation	68,312	134,513	207,050	283,955	31,706
Total For EMERG MNGMT & COMM 58					
Schedule .3 Total	2,763,407	11,760,929	20,039,549	29,158,521	1,408,623

CITY OF CHICAGO, ILLINOIS
Full Cost Allocation Plan
Schedule .3 - Costs Allocated By Activity
For Department EMERG MNGMT & COMM 58

	MDW AVIATION DISPATCH	ORD NON EMERGENCY 311	ORD TMA	ORD AVIATION DISPATCH	EMERG COMM FUND
Wages & Benefits					
Salaries & Wages	0	0	0	0	0
Fringe Benefits	0	0	0	0	0
Other Expense & Cost					
PAYMENT OF RETRO SALARIES	0	0	0	0	0
OVERTIME	0	0	0	0	0
FOR HEALTH MAINTENANCE ORGN	0	0	0	0	0
UNIFORM ALLOWANCE	0	0	0	0	0
POSTAGE	0	0	0	0	0
PROF AND TECHNICAL SERVICES	0	0	0	0	0
ADVERTISING	0	0	0	0	0
PROMOTIONS	0	0	0	0	0
RENT/MAINT - COMPUTER HARDWARE	0	0	0	0	0
RENTAL OF EQUIPMENT & SERVICES	0	0	0	0	0
REPAIR OR MAINTENANCE OF EQUIP	0	0	0	0	0
DUES, SUBSCRIPT, MEMBERSHIPS	0	0	0	0	0
FREIGHT AND EXPRESS CHARGES	0	0	0	0	0
TELEPHONE - MOBILE & PORTABLE	0	0	0	0	0
TELEPHONE - CENTREX	0	0	0	0	0
TELEPHONE - EQUIPMENT MAINT	0	0	0	0	0
MILEAGE REIMBURSMENT	0	0	0	0	0
REIMBURSEMENT TO TRAVELERS	0	0	0	0	0
CLOTHING	0	0	0	0	0
MATERIALS AND SUPPLIES	0	0	0	0	0
BOOKS AND RELATED MATERIALS	0	0	0	0	0
STATIONERY & OFFICE SUPPLIES	0	0	0	0	0
REPAIR PARTS AND MATERIALS	0	0	0	0	0
COMMUNICATION DEVICES	0	0	0	0	0
Departmental Total					
Expenditures Per Financial Statement					
Deductions					
*Total Disallowed Costs	0	0	0	0	0
Cost Adjustments					
D REALLOC ISCN	0	0	0	0	0
C REALLOC ISCN	0	0	0	0	0
MIDWAY FD 610 Sal .0005	0	0	0	0	0
OHARE FD 740 Sal .0005	0	703,197	1,349,757	0	0
CORONAVIRUS RELIEF FUND 003C	0	0	0	0	0
Emerg Comm Fd 353 (.0005)	0	0	0	0	0
Emerg Comm Fd 353 Other PS	0	0	0	0	0
Emerg Comm Fd 353 Non PS Tel & Comp	0	0	0	0	0
Emerg Comm Fd 353 Non PS Other	0	0	0	0	0
Emerg Comm Fd 353 Fin Gen 99 w excl	0	0	0	0	0
Functional Cost	0	703,197	1,349,757	0	0

CITY OF CHICAGO, ILLINOIS
Full Cost Allocation Plan
Schedule .3 - Costs Allocated By Activity
For Department EMERG MNGMT & COMM 58

	MDW AVIATION DISPATCH	ORD NON EMERGENCY 311	ORD TMA	ORD AVIATION DISPATCH	EMERG COMM FUND
Allocation Step 1					
Inbound - BUILDING DEPRECIATION: 911 CENTER	0	0	0	0	0
Inbound - BUILDING DEPRECIATION: 311 CENTER LEX	0	0	0	0	0
Inbound - EQUIPMENT DEPRECIATION	0	0	0	0	0
Inbound - EMPLOYEE BENEFITS	0	0	0	0	0
Inbound - RETIREMENT	0	0	0	0	0
Inbound - FINANCE GENERAL 99	0	0	0	0	0
Inbound - AIS-FACILITY MNGMT	0	0	0	0	0
Inbound - All Others	0	119,883	230,112	0	6,792,507
Reallocate Admin Costs	0	168,482	324,114	0	0
Unallocated Costs	0	0	0	0	0
1st Allocation	0	991,562	1,903,982	0	6,792,507
Allocation Step 2					
Inbound - EMPLOYEE BENEFITS	0	0	0	0	0
Inbound - FINANCE GENERAL 99	0	0	0	0	0
Inbound - AIS-FACILITY MNGMT	0	0	0	0	0
Inbound - All Others	0	22,835	43,836	0	1,294,190
2nd Allocation	0	22,835	43,836	0	1,294,190
Total For EMERG MNGMT & COMM 58					
Schedule .3 Total	0	1,014,396	1,947,819	0	8,086,697

CITY OF CHICAGO, ILLINOIS
Full Cost Allocation Plan
Schedule .3 - Costs Allocated By Activity
For Department EMERG MNGMT & COMM 58

	ISCN**
Wages & Benefits	
Salaries & Wages	0
Fringe Benefits	0
Other Expense & Cost	
PAYMENT OF RETRO SALARIES	0
OVERTIME	0
FOR HEALTH MAINTENANCE ORGN	290
UNIFORM ALLOWANCE	0
POSTAGE	0
PROF AND TECHNICAL SERVICES	(971)
ADVERTISING	0
PROMOTIONS	0
RENT/MAINT - COMPUTER HARDWARE	0
RENTAL OF EQUIPMENT & SERVICES	0
REPAIR OR MAINTENANCE OF EQUIP	(28)
DUES, SUBSCRIPT, MEMBERSHIPS	0
FREIGHT AND EXPRESS CHARGES	0
TELEPHONE - MOBILE & PORTABLE	0
TELEPHONE - CENTREX	0
TELEPHONE - EQUIPMENT MAINT	0
MILEAGE REIMBURSMENT	61,247
REIMBURSEMENT TO TRAVELERS	0
CLOTHING	0
MATERIALS AND SUPPLIES	0
BOOKS AND RELATED MATERIALS	0
STATIONERY & OFFICE SUPPLIES	0
REPAIR PARTS AND MATERIALS	0
COMMUNICATION DEVICES	0
Departmental Total	
Expenditures Per Financial Statement	
Deductions	
*Total Disallowed Costs	0
Cost Adjustments	
D REALLOC ISCN	(2,066,518)
C REALLOC ISCN	0
MIDWAY FD 610 Sal .0005	0
OHARE FD 740 Sal .0005	0
CORONAVIRUS RELIEF FUND 003C	0
Emerg Comm Fd 353 (.0005)	0
Emerg Comm Fd 353 Other PS	346,682
Emerg Comm Fd 353 Non PS Tel & Comp	0
Emerg Comm Fd 353 Non PS Other	1,659,298
Emerg Comm Fd 353 Fin Gen 99 w excl	0
Functional Cost	0

CITY OF CHICAGO, ILLINOIS
Full Cost Allocation Plan
Schedule .3 - Costs Allocated By Activity
For Department EMERG MNGMT & COMM 58

	ISCN**
Allocation Step 1	
Inbound - BUILDING DEPRECIATION: 911 CENTER	0
Inbound - BUILDING DEPRECIATION: 311 CENTER LEX	0
Inbound - EQUIPMENT DEPRECIATION	0
Inbound - EMPLOYEE BENEFITS	0
Inbound - RETIREMENT	0
Inbound - FINANCE GENERAL 99	0
Inbound - AIS-FACILITY MNGMT	0
Inbound - All Others	0
Reallocate Admin Costs	0
Unallocated Costs	0
1st Allocation	0
Allocation Step 2	
Inbound - EMPLOYEE BENEFITS	0
Inbound - FINANCE GENERAL 99	0
Inbound - AIS-FACILITY MNGMT	0
Inbound - All Others	0
2nd Allocation	0
Total For EMERG MNGMT & COMM 58	
Schedule .3 Total	0

CITY OF CHICAGO, ILLINOIS
Full Cost Allocation Plan
Schedule .4 - Detail Activity Allocations
For Department EMERG MNGMT & COMM 58

Activity - CPD DISPATCH

Receiving Department	Allocation Units	Allocation Pct	Gross Allocation	Direct Billed	Allocation Step 1	Allocation Step 2	Total
POLICE-PATROL SVCS	10,208	81.546573	71,222,937		71,222,937		71,222,937
POLICE-DETECTIVES	1,602	12.797571	11,177,424		11,177,424		11,177,424
POLICE-ORGANIZED CRIME	708	5.655856	4,939,836		4,939,836		4,939,836
Schedule .4 Total for CPD DISPATCH	12,518	100.000000	87,340,196		87,340,196	0	87,340,196

Allocation Basis: BUDGETED SWORN POSITIONS IN OPERATING UNITS (CORP FUND ONLY)
Allocation Source: 2020 ANNUAL APPROPRIATION ORDINANCE

CITY OF CHICAGO, ILLINOIS
Full Cost Allocation Plan
Schedule .4 - Detail Activity Allocations
For Department EMERG MNGMT & COMM 58

Activity - CFD DISPATCH

Receiving Department	Allocation Units	Allocation Pct	Gross Allocation	Direct Billed	Allocation Step 1	Allocation Step 2	Total
FIRE-OPS/SPECIAL OPS	156	3.418803	659,142		659,142		659,142
FIRE-OPS/SUPPRESSION	3,609	79.092703	15,248,997		15,248,997		15,248,997
FIRE-OPS/EMS	798	17.488494	3,371,765		3,371,765		3,371,765
Schedule .4 Total for CFD DISPATCH	4,563	100.000000	19,279,904		19,279,904	0	19,279,904

Allocation Basis: BUDGETED POSITIONS IN OPERATING UNITS (CORP FUND ONLY)
Allocation Source: 2020 ANNUAL APPROPRIATION ORDINANCE

MAXCAP 2022 MAXIMUS Consulting Services, Inc.

CITY OF CHICAGO, ILLINOIS
Full Cost Allocation Plan
Schedule .4 - Detail Activity Allocations
For Department EMERG MNGMT & COMM 58

Activity - ALT RESPONSE

Receiving Department	Allocation Units	Allocation Pct	Gross Allocation	Direct Billed	Allocation Step 1	Allocation Step 2	Total
POLICE-PATROL SVCS	10,208	81.546573	2,866		2,866		2,866
POLICE-DETECTIVES	1,602	12.797571	450		450		450
POLICE-ORGANIZED CRIME	708	5.655856	199		199		199
Schedule .4 Total for ALT RESPONSE	12,518	100.000000	3,514		3,514	0	3,514

Allocation Basis: BUDGETED SWORN POSITIONS IN OPERATING UNITS (CORP FUND ONLY)
Allocation Source: 2020 ANNUAL APPROPRIATION ORDINANCE

CITY OF CHICAGO, ILLINOIS
Full Cost Allocation Plan
Schedule .4 - Detail Activity Allocations
For Department EMERG MNGMT & COMM 58

Activity - CITYWIDE EMERG MGMT

Receiving Department	Allocation Units	Allocation Pct	Gross Allocation	Direct Billed	Allocation Step 1	Allocation Step 2	Total
MAYOR 01	105	0.298949	8,057		8,057		8,057
INSPECTOR GENERAL 03	73	0.207841	5,602		5,602		5,602
BUDGET & MANAGEMNT 05	48	0.136663	3,683		3,683		3,683
CITY CLERK 25	96	0.273325	7,366		7,366		7,366
CITY COUNCIL/COMM 15	210	0.597899	16,114		16,114		16,114
CITY COUNCIL 15	4	0.011389	307		307		307
CITY COMPTROLLER	29	0.082567	2,225		2,225		2,225
COMPTR-ACCT FIN RPTG	67	0.190758	5,141		5,141		5,141
COMPTR-FIN STRATG OPS	80	0.227771	6,139		6,139		6,139
COMPTR-REVENUE SVCS	293	0.834211	22,483		22,483		22,483
TREASURER 28	12	0.034166	921		921		921
LAW CORPORATE	368	1.047746	28,238		28,238		28,238
HUMAN RESOURCES 33	76	0.216382	5,832		5,832		5,832
PROCUREMENT SVCS 35	74	0.210688	5,678		5,678		5,678
AIS-COMM & FIN&ADMIN	33	0.093956	2,532		2,532		2,532
AIS-FACILITY MNGMT	386	1.098995	29,619		29,619		29,619
AIS-ASSET MANAGEMENT	53	0.150898	4,067		4,067		4,067
AIS-FLEET OPERATIONS	438	1.247046	33,609		33,609		33,609
AIS-INFORMATION TECH	106	0.301797	8,134		8,134		8,134
PUBLIC SAFETY ADMIN 51	411	1.170173	31,537		31,537		31,537
BUILDINGS 67	247	0.703243	18,953		18,953		18,953
STREETS & SANITATION 81	2,170	6.178288	166,511		166,511		166,511
CS SUPPORT TO TRANSP	1,211	3.447883	92,924		92,924		92,924
EMERG MNGMT & COMM 58	1,655	4.712012	126,993		126,993		126,993
POLICE BOARD 55	2	0.005694	153		153	5	159
COPA 60	151	0.429918	11,587		11,587	384	11,970
POLICE DEPT 57	14,371	40.916210	1,102,731		1,102,731	36,525	1,139,256
FIRE DEPT 59	4,846	13.797227	371,848		371,848	12,316	384,165
ADMIN HEARINGS 30	41	0.116733	3,146		3,146	104	3,250
BRD OF ELECT COMM 39	118	0.335962	9,054		9,054	300	9,354
HEALTH 41	613	1.745295	47,037		47,037	1,558	48,595
HUMAN RELATIONS 45	19	0.054096	1,458		1,458	48	1,506
PEOPLE WITH DISAB 48	30	0.085414	2,302		2,302	76	2,378
ANIMAL CARE CNTRL 73	69	0.196452	5,295		5,295	175	5,470
LIQ LICENSE APPEAL COM 77	1	0.002847	77		77	3	79
BOARD OF ETHICS 78	8	0.022777	614		614	20	634
MIDWAY OPERTNS FD 610	457	1.301142	35,067		35,067	1,162	36,229
O'HARE OPERTNS FD 740	2,286	6.508556	175,412		175,412	5,810	181,222
WATER FUND 200	1,541	4.387438	118,246		118,246	3,917	122,162
SEWER FUND 314	494	1.406486	37,906		37,906	1,256	39,162
CHI PUBLIC LIBRARY 91/346	913	2.599436	70,057		70,057	2,320	72,378
MUNI HOTEL OPER 355 DCASE	76	0.216382	5,832		5,832	193	6,025
FAMILY SUPTSVC 50	389	1.107536	29,849		29,849	989	30,838
BUSINESS CONS 70	196	0.558039	15,040		15,040	498	15,538
HOUSING 21	83	0.236312	6,369		6,369	211	6,580
PLANNING & DEV 54	174	0.495402	13,352		13,352	442	13,794
Schedule .4 Total for CITYWIDE EMERG MGMT	35,123	100.000000	2,695,095		2,695,095	68,312	2,763,407

Allocation Basis: NUMBER OF BUDGETED POSITIONS BY DEPARTMENT/FUND/GRANT
Allocation Source: 2020 ANNUAL APPROPRIATION ORDINANCE/NON-LOCAL FUNDS

CITY OF CHICAGO, ILLINOIS
Full Cost Allocation Plan
Schedule .4 - Detail Activity Allocations
For Department EMERG MNGMT & COMM 58

Activity - NON EMERGENCY 311

Receiving Department	Allocation Units	Allocation Pct	Gross Allocation	Direct Billed	Allocation Step 1	Allocation Step 2	Total
MAYOR 01	1,731	0.109212	12,697		12,697		12,697
CITY CLERK 25	1,758	0.110915	12,895		12,895		12,895
CITY COMPTROLLER	454	0.028644	3,330		3,330		3,330
LAW CORPORATE	34	0.002145	249		249		249
ASSETS & INFO SVCS 38	242	0.015268	1,775		1,775		1,775
AIS-INFORMATION TECH	16	0.001009	117		117		117
BUILDINGS 67	45,803	2.889786	335,979		335,979		335,979
STREETS & SANITATION 81	604,543	38.141610	4,434,503		4,434,503		4,434,503
CS SUPPORT TO AVIATION	258,808	16.328622	1,898,434		1,898,434		1,898,434
CS SUPPORT TO TRANSP	292,623	18.462066	2,146,477		2,146,477		2,146,477
EMERG MNGMT & COMM 58	14,297	0.902021	104,873		104,873		104,873
POLICE DEPT 57	1,561	0.098486	11,450		11,450	576	12,026
FIRE DEPT 59	395	0.024921	2,897		2,897	145	3,043
HEALTH 41	11,715	0.739119	85,933		85,933	4,321	90,254
HUMAN RELATIONS 45	344	0.021704	2,523		2,523	127	2,650
PEOPLE WITH DISAB 48	743	0.046877	5,450		5,450	274	5,724
ANIMAL CARE CNTRL 73	39,161	2.470732	287,258		287,258	14,444	301,702
WATER FUND 200	105,107	6.631373	770,991		770,991	38,768	809,759
FAMILY SUPTSVC 50	121,388	7.658568	890,417		890,417	44,775	935,192
BUSINESS CONS 70	22,706	1.432559	166,555		166,555	8,375	174,930
HOUSING 21	9,713	0.612809	71,248		71,248	3,582	74,830
PLANNING & DEV 54	17,255	1.088646	126,570		126,570	6,364	132,935
ALL OTHER OR UNALLOCATED	34,599	2.182908	253,794		253,794	12,762	266,556
Schedule .4 Total for NON EMERGENCY 311	1,584,996	100.000000	11,626,416		11,626,416	134,513	11,760,929

Allocation Basis: # OF SVC REQUESTS HANDLED IN 2020
Allocation Source: 311 CITY SVCS

CITY OF CHICAGO, ILLINOIS
Full Cost Allocation Plan
Schedule .4 - Detail Activity Allocations
For Department EMERG MNGMT & COMM 58

Activity - CORP TMA

Receiving Department	Allocation Units	Allocation Pct	Gross Allocation	Direct Billed	Allocation Step 1	Allocation Step 2	Total
POLICE-GENERAL	100	100.000000	19,832,499		19,832,499	207,050	20,039,549
Schedule .4 Total for CORP TMA	100	100.000000	19,832,499		19,832,499	207,050	20,039,549

Allocation Basis: EXCLUSIVE ALLOCATION TO POLICE GENERAL
Allocation Source: EXCLUSIVE ALLOCATION

MAXCAP 2022 MAXIMUS Consulting Services, Inc.

CITY OF CHICAGO, ILLINOIS
Full Cost Allocation Plan
Schedule .4 - Detail Activity Allocations
For Department EMERG MNGMT & COMM 58

Activity - CORP XING GUARDS

Receiving Department	Allocation Units	Allocation Pct	Gross Allocation	Direct Billed	Allocation Step 1	Allocation Step 2	Total
POLICE-GENERAL	100	100.000000	28,874,566		28,874,566	283,955	29,158,521
Schedule .4 Total for CORP XING GUARDS	100	100.000000	28,874,566		28,874,566	283,955	29,158,521

Allocation Basis: EXCLUSIVE ALLOCATION TO POLICE GENERAL
Allocation Source: EXCLUSIVE ALLOCATION

CITY OF CHICAGO, ILLINOIS
Full Cost Allocation Plan
Schedule .4 - Detail Activity Allocations
For Department EMERG MNGMT & COMM 58

Activity - MDW TMA

Receiving Department	Allocation Units	Allocation Pct	Gross Allocation	Direct Billed	Allocation Step 1	Allocation Step 2	Total
MIDWAY OPERTNS FD 610	100	100.000000	1,376,917	(976,311)	400,606	31,706	432,312
Schedule .4 Total for MDW TMA	100	100.000000	1,376,917	(976,311)	400,606	31,706	432,312
Direct Billed				976,311	976,311		976,311
Schedule .3 Total for MDW TMA	100	100.000000		0	1,376,917	31,706	1,408,623

Allocation Basis: EXCLUSIVE ALLOCATION MIDWAY
Allocation Source: EXCLUSIVE ALLOCATION

CITY OF CHICAGO, ILLINOIS
Full Cost Allocation Plan
Schedule .4 - Detail Activity Allocations
For Department EMERG MNGMT & COMM 58

Activity - MDW AVIATION DISPATCH

Receiving Department	Allocation Units	Allocation Pct	Gross Allocation	Direct Billed	Allocation Step 1	Allocation Step 2	Total
MIDWAY OPERTNS FD 610	100	100.000000	0		0		0
Schedule .4 Total for MDW AVIATION DISPATCH	100	100.000000	0		0	0	0

Allocation Basis: EXCLUSIVE ALLOCATION MIDWAY
Allocation Source: EXCLUSIVE ALLOCATION

CITY OF CHICAGO, ILLINOIS
Full Cost Allocation Plan
Schedule .4 - Detail Activity Allocations
For Department EMERG MNGMT & COMM 58

Activity - ORD NON EMERGENCY 311

Receiving Department	Allocation Units	Allocation Pct	Gross Allocation	Direct Billed	Allocation Step 1	Allocation Step 2	Total
O'HARE OPERTNS FD 740	100	100.000000	991,562	(703,197)	288,365	22,835	311,199
Schedule .4 Total for ORD NON EMERGENCY 311	100	100.000000	991,562	(703,197)	288,365	22,835	311,199
Direct Billed				703,197	703,197		703,197
Schedule .3 Total for ORD NON EMERGENCY 311	100	100.000000		0	991,562	22,835	1,014,396

Allocation Basis: EXCLUSIVE ALLOCATION TO O'HARE
Allocation Source: EXCLUSIVE ALLOCATION

CITY OF CHICAGO, ILLINOIS
Full Cost Allocation Plan
Schedule .4 - Detail Activity Allocations
For Department EMERG MNGMT & COMM 58

Activity - ORD TMA

Receiving Department	Allocation Units	Allocation Pct	Gross Allocation	Direct Billed	Allocation Step 1	Allocation Step 2	Total
O'HARE OPERTNS FD 740	100	100.000000	1,903,982	(1,349,757)	554,225	43,836	598,062
Schedule .4 Total for ORD TMA	100	100.000000	1,903,982	(1,349,757)	554,225	43,836	598,062
Direct Billed				1,349,757	1,349,757		1,349,757
Schedule .3 Total for ORD TMA	100	100.000000		0	1,903,982	43,836	1,947,819

Allocation Basis: EXCLUSIVE ALLOCATION TO O'HARE
Allocation Source: EXCLUSIVE ALLOCATION

CITY OF CHICAGO, ILLINOIS
Full Cost Allocation Plan
Schedule .4 - Detail Activity Allocations
For Department EMERG MNGMT & COMM 58

Activity - ORD AVIATION DISPATCH

Receiving Department	Allocation Units	Allocation Pct	Gross Allocation	Direct Billed	Allocation Step 1	Allocation Step 2	Total
O'HARE OPERTNS FD 740	100	100.000000	0		0		0
Schedule .4 Total for ORD AVIATION DISPATCH	100	100.000000	0		0	0	0

Allocation Basis: EXCLUSIVE ALLOCATION TO O'HARE
Allocation Source: EXCLUSIVE ALLOCATION

CITY OF CHICAGO, ILLINOIS
Full Cost Allocation Plan
Schedule .4 - Detail Activity Allocations
For Department EMERG MNGMT & COMM 58

Activity - EMERG COMM FUND

Receiving Department	Allocation Units	Allocation Pct	Gross Allocation	Direct Billed	Allocation Step 1	Allocation Step 2	Total
EMERG COMM FD 353	100.00	100.000000	6,792,507		6,792,507	1,294,190	8,086,697
Schedule .4 Total for EMERG COMM FUND	100.00	100.000000	6,792,507		6,792,507	1,294,190	8,086,697

Allocation Basis: EXCLUSIVE ALLOCATION TO EMERG COMM FUND
Allocation Source: EXCLUSIVE ALLOCATION

CITY OF CHICAGO, ILLINOIS
Full Cost Allocation Plan
Schedule .5 - Allocation Summary
For Department EMERG MNGMT & COMM 58

Receiving Department	Total	CPD DISPATCH	CFD DISPATCH	ALT RESPONSE	CITYWIDE EMERG MGMT
MAYOR 01	20,754	0	0	0	8,057
INSPECTOR GENERAL 03	5,602	0	0	0	5,602
BUDGET & MANAGEMNT 05	3,683	0	0	0	3,683
CITY CLERK 25	20,262	0	0	0	7,366
CITY COUNCIL/COMM 15	16,114	0	0	0	16,114
CITY COUNCIL 15	307	0	0	0	307
CITY COMPTROLLER	5,555	0	0	0	2,225
COMPTR-ACCT FIN RPTG	5,141	0	0	0	5,141
COMPTR-FIN STRATG OPS	6,139	0	0	0	6,139
COMPTR-REVENUE SVCS	22,483	0	0	0	22,483
TREASURER 28	921	0	0	0	921
LAW CORPORATE	28,487	0	0	0	28,238
HUMAN RESOURCES 33	5,832	0	0	0	5,832
PROCUREMENT SVCS 35	5,678	0	0	0	5,678
ASSETS & INFO SVCS 38	1,775	0	0	0	0
AIS-COMM & FIN&ADMIN	2,532	0	0	0	2,532
AIS-FACILITY MNGMT	29,619	0	0	0	29,619
AIS-ASSET MANAGEMENT	4,067	0	0	0	4,067
AIS-FLEET OPERATIONS	33,609	0	0	0	33,609
AIS-INFORMATION TECH	8,251	0	0	0	8,134
PUBLIC SAFETY ADMIN 51	31,537	0	0	0	31,537
BUILDINGS 67	354,932	0	0	0	18,953
STREETS & SANITATION 81	4,601,014	0	0	0	166,511
CS SUPPORT TO AVIATION	1,898,434	0	0	0	0
CS SUPPORT TO TRANSP	2,239,400	0	0	0	92,924
EMERG MNGMT & COMM 58	231,866	0	0	0	126,993
POLICE BOARD 55	159	0	0	0	159
COPA 60	11,970	0	0	0	11,970
POLICE DEPT 57	1,151,281	0	0	0	1,139,256
POLICE-PATROL SVCS	71,225,802	71,222,937	0	2,866	0
POLICE-DETECTIVES	11,177,873	11,177,424	0	450	0
POLICE-ORGANIZED CRIME	4,940,034	4,939,836	0	199	0
POLICE-GENERAL	49,198,070	0	0	0	0
FIRE DEPT 59	387,208	0	0	0	384,165
FIRE-OPS/SPECIAL OPS	659,142	0	659,142	0	0
FIRE-OPS/SUPPRESSION	15,248,997	0	15,248,997	0	0
FIRE-OPS/EMS	3,371,765	0	3,371,765	0	0
ADMIN HEARINGS 30	3,250	0	0	0	3,250
BRD OF ELECT COMM 39	9,354	0	0	0	9,354
HEALTH 41	138,849	0	0	0	48,595
HUMAN RELATIONS 45	4,156	0	0	0	1,506
PEOPLE WITH DISAB 48	8,102	0	0	0	2,378
ANIMAL CARE CNTRL 73	307,172	0	0	0	5,470
LIQ LICENSE APPEAL COM 77	79	0	0	0	79
BOARD OF ETHICS 78	634	0	0	0	634
MIDWAY OPERTNS FD 610	468,540	0	0	0	36,229
O'HARE OPERTNS FD 740	1,090,483	0	0	0	181,222
WATER FUND 200	931,921	0	0	0	122,162
SEWER FUND 314	39,162	0	0	0	39,162
CHI PUBLIC LIBRARY 91/346	72,378	0	0	0	72,378
MUNI HOTEL OPER 355 DCASE	6,025	0	0	0	6,025
FAMILY SUPTSVC 50	966,030	0	0	0	30,838

MAXCAP 2022 MAXIMUS Consulting Services, Inc.

CITY OF CHICAGO, ILLINOIS
Full Cost Allocation Plan
Schedule .5 - Allocation Summary
For Department EMERG MNGMT & COMM 58

Receiving Department	Total	CPD DISPATCH	CFD DISPATCH	ALT RESPONSE	CITYWIDE EMERG MGMT
BUSINESS CONS 70	190,468	0	0	0	15,538
HOUSING 21	81,410	0	0	0	6,580
PLANNING & DEV 54	146,729	0	0	0	13,794
EMERG COMM FD 353	8,086,697	0	0	0	0
ALL OTHER OR UNALLOCATED	266,556	0	0	0	0
Direct Bill	3,029,265	0	0	0	0
Total	182,803,556	87,340,196	19,279,904	3,514	2,763,407

CITY OF CHICAGO, ILLINOIS
Full Cost Allocation Plan
Schedule .5 - Allocation Summary
For Department EMERG MNGMT & COMM 58

Receiving Department	NON EMERGENCY 311	CORP TMA	CORP XING GUARDS	MDW TMA	MDW AVIATION DISPATCH
MAYOR 01	12,697	0	0	0	0
INSPECTOR GENERAL 03	0	0	0	0	0
BUDGET & MANAGEMNT 05	0	0	0	0	0
CITY CLERK 25	12,895	0	0	0	0
CITY COUNCIL/COMM 15	0	0	0	0	0
CITY COUNCIL 15	0	0	0	0	0
CITY COMPTROLLER	3,330	0	0	0	0
COMPTR-ACCT FIN RPTG	0	0	0	0	0
COMPTR-FIN STRATG OPS	0	0	0	0	0
COMPTR-REVENUE SVCS	0	0	0	0	0
TREASURER 28	0	0	0	0	0
LAW CORPORATE	249	0	0	0	0
HUMAN RESOURCES 33	0	0	0	0	0
PROCUREMENT SVCS 35	0	0	0	0	0
ASSETS & INFO SVCS 38	1,775	0	0	0	0
AIS-COMM & FIN&ADMIN	0	0	0	0	0
AIS-FACILITY MNGMT	0	0	0	0	0
AIS-ASSET MANAGEMENT	0	0	0	0	0
AIS-FLEET OPERATIONS	0	0	0	0	0
AIS-INFORMATION TECH	117	0	0	0	0
PUBLIC SAFETY ADMIN 51	0	0	0	0	0
BUILDINGS 67	335,979	0	0	0	0
STREETS & SANITATION 81	4,434,503	0	0	0	0
CS SUPPORT TO AVIATION	1,898,434	0	0	0	0
CS SUPPORT TO TRANSP	2,146,477	0	0	0	0
EMERG MNGMT & COMM 58	104,873	0	0	0	0
POLICE BOARD 55	0	0	0	0	0
COPA 60	0	0	0	0	0
POLICE DEPT 57	12,026	0	0	0	0
POLICE-PATROL SVCS	0	0	0	0	0
POLICE-DETECTIVES	0	0	0	0	0
POLICE-ORGANIZED CRIME	0	0	0	0	0
POLICE-GENERAL	0	20,039,549	29,158,521	0	0
FIRE DEPT 59	3,043	0	0	0	0
FIRE-OPS/SPECIAL OPS	0	0	0	0	0
FIRE-OPS/SUPPRESSION	0	0	0	0	0
FIRE-OPS/EMS	0	0	0	0	0
ADMIN HEARINGS 30	0	0	0	0	0
BRD OF ELECT COMM 39	0	0	0	0	0
HEALTH 41	90,254	0	0	0	0
HUMAN RELATIONS 45	2,650	0	0	0	0
PEOPLE WITH DISAB 48	5,724	0	0	0	0
ANIMAL CARE CNTRL 73	301,702	0	0	0	0
LIQ LICENSE APPEAL COM 77	0	0	0	0	0
BOARD OF ETHICS 78	0	0	0	0	0
MIDWAY OPERTNS FD 610	0	0	0	432,312	0
O'HARE OPERTNS FD 740	0	0	0	0	0
WATER FUND 200	809,759	0	0	0	0
SEWER FUND 314	0	0	0	0	0
CHI PUBLIC LIBRARY 91/346	0	0	0	0	0
MUNI HOTEL OPER 355 DCASE	0	0	0	0	0
FAMILY SUPTSVC 50	935,192	0	0	0	0

MAXCAP 2022 MAXIMUS Consulting Services, Inc.

CITY OF CHICAGO, ILLINOIS
Full Cost Allocation Plan
Schedule .5 - Allocation Summary
For Department EMERG MNGMT & COMM 58

Receiving Department	NON EMERGENCY 311	CORP TMA	CORP XING GUARDS	MDW TMA	MDW AVIATION DISPATCH
BUSINESS CONS 70	174,930	0	0	0	0
HOUSING 21	74,830	0	0	0	0
PLANNING & DEV 54	132,935	0	0	0	0
EMERG COMM FD 353	0	0	0	0	0
ALL OTHER OR UNALLOCATED	266,556	0	0	0	0
Direct Bill	0	0	0	976,311	0
Total	11,760,929	20,039,549	29,158,521	1,408,623	0

CITY OF CHICAGO, ILLINOIS
Full Cost Allocation Plan
Schedule .5 - Allocation Summary
For Department EMERG MNGMT & COMM 58

Receiving Department	ORD NON EMERGENCY 311	ORD TMA	ORD AVIATION DISPATCH	EMERG COMM FUND
MAYOR 01	0	0	0	0
INSPECTOR GENERAL 03	0	0	0	0
BUDGET & MANAGEMNT 05	0	0	0	0
CITY CLERK 25	0	0	0	0
CITY COUNCIL/COMM 15	0	0	0	0
CITY COUNCIL 15	0	0	0	0
CITY COMPTROLLER	0	0	0	0
COMPTR-ACCT FIN RPTG	0	0	0	0
COMPTR-FIN STRATG OPS	0	0	0	0
COMPTR-REVENUE SVCS	0	0	0	0
TREASURER 28	0	0	0	0
LAW CORPORATE	0	0	0	0
HUMAN RESOURCES 33	0	0	0	0
PROCUREMENT SVCS 35	0	0	0	0
ASSETS & INFO SVCS 38	0	0	0	0
AIS-COMM & FIN&ADMIN	0	0	0	0
AIS-FACILITY MNGMT	0	0	0	0
AIS-ASSET MANAGEMENT	0	0	0	0
AIS-FLEET OPERATIONS	0	0	0	0
AIS-INFORMATION TECH	0	0	0	0
PUBLIC SAFETY ADMIN 51	0	0	0	0
BUILDINGS 67	0	0	0	0
STREETS & SANITATION 81	0	0	0	0
CS SUPPORT TO AVIATION	0	0	0	0
CS SUPPORT TO TRANSP	0	0	0	0
EMERG MNGMT & COMM 58	0	0	0	0
POLICE BOARD 55	0	0	0	0
COPA 60	0	0	0	0
POLICE DEPT 57	0	0	0	0
POLICE-PATROL SVCS	0	0	0	0
POLICE-DETECTIVES	0	0	0	0
POLICE-ORGANIZED CRIME	0	0	0	0
POLICE-GENERAL	0	0	0	0
FIRE DEPT 59	0	0	0	0
FIRE-OPS/SPECIAL OPS	0	0	0	0
FIRE-OPS/SUPPRESSION	0	0	0	0
FIRE-OPS/EMS	0	0	0	0
ADMIN HEARINGS 30	0	0	0	0
BRD OF ELECT COMM 39	0	0	0	0
HEALTH 41	0	0	0	0
HUMAN RELATIONS 45	0	0	0	0
PEOPLE WITH DISAB 48	0	0	0	0
ANIMAL CARE CNTRL 73	0	0	0	0
LIQ LICENSE APPEAL COM 77	0	0	0	0
BOARD OF ETHICS 78	0	0	0	0
MIDWAY OPERTNS FD 610	0	0	0	0
O'HARE OPERTNS FD 740	311,199	598,062	0	0
WATER FUND 200	0	0	0	0
SEWER FUND 314	0	0	0	0
CHI PUBLIC LIBRARY 91/346	0	0	0	0
MUNI HOTEL OPER 355 DCASE	0	0	0	0
FAMILY SUPTSVC 50	0	0	0	0

CITY OF CHICAGO, ILLINOIS
Full Cost Allocation Plan
Schedule .5 - Allocation Summary
For Department EMERG MNGMT & COMM 58

Receiving Department	ORD NON EMERGENCY 311	ORD TMA	ORD AVIATION DISPATCH	EMERG COMM FUND
BUSINESS CONS 70	0	0	0	0
HOUSING 21	0	0	0	0
PLANNING & DEV 54	0	0	0	0
EMERG COMM FD 353	0	0	0	8,086,697
ALL OTHER OR UNALLOCATED	0	0	0	0
Direct Bill	703,197	1,349,757	0	0
Total	1,014,396	1,947,819	0	8,086,697

All Police general government costs have been accumulated in this chapter.

Costs related to the Water and Sewer Funds activities have been allocated to the Water and Sewer cost pools, based on the following allocation statistic: the ten-year historical average of utility plant value for the Water and the Sewer Funds to the City's full market value, adjusted for the current Water and Sewer fund size relative to the historical ten-year average fund size.

All other Police general government costs have been sent to the All Other cost pool.

CITY OF CHICAGO, ILLINOIS
Full Cost Allocation Plan
Schedule .2 - Costs To Be Allocated
For Department POLICE-GENERAL

	1st Allocation	2nd Allocation	Sub-Total	Total
Expenditures Per Financial Statement:	0			0
Inbound Costs:				
EMERG MNGMT & COMM 58	48,707,065	491,005	49,198,070	
POLICE-ADMINISTRATION	11,718,089	342	11,718,431	
POLICE-PATROL SVCS	2,238,749,732	20,628,371	2,259,378,103	
POLICE-DETECTIVES	366,235,705	3,304,377	369,540,082	
POLICE-ORGANIZED CRIME	150,444,412	1,400,050	151,844,462	
Total Allocated Additions:	2,815,855,004	25,824,145	2,841,679,148	2,841,679,148
Total To Be Allocated:	2,815,855,004	25,824,145		2,841,679,148

CITY OF CHICAGO, ILLINOIS
Full Cost Allocation Plan
Schedule .3 - Costs Allocated By Activity
For Department POLICE-GENERAL

	Total	G&A	POLICE GENERAL
Wages & Benefits			
Salaries & Wages	0	0	0
Fringe Benefits	0	0	0
Departmental Total			
Expenditures Per Financial Statement	0		
Deductions			
*Total Disallowed Costs	0	0	0
Functional Cost	0	0	0
Allocation Step 1			
Inbound - All Others	2,815,855,004	0	2,815,855,004
Reallocate Admin Costs		0	0
Unallocated Costs	0	0	0
1st Allocation	2,815,855,004	0	2,815,855,004
Allocation Step 2			
Inbound - All Others	25,824,145	0	25,824,145
2nd Allocation	25,824,145	0	25,824,145
Total For POLICE-GENERAL			
Schedule .3 Total	2,841,679,148	0	2,841,679,148

CITY OF CHICAGO, ILLINOIS
Full Cost Allocation Plan
Schedule .4 - Detail Activity Allocations
For Department POLICE-GENERAL

Activity - POLICE GENERAL

Receiving Department	Allocation Units	Allocation Pct	Gross Allocation	Direct Billed	Allocation Step 1	Allocation Step 2	Total
WATER FUND 200	1.2608	1.260800	35,502,300		35,502,300	325,591	35,827,891
SEWER FUND 314	0.9412	0.941200	26,502,827		26,502,827	243,057	26,745,884
ALL OTHER OR UNALLOCATED	97.7980	97.798000	2,753,849,877		2,753,849,877	25,255,497	2,779,105,374
Schedule .4 Total for POLICE GENERAL	100.0000	100.000000	2,815,855,004		2,815,855,004	25,824,145	2,841,679,148

Allocation Basis: WATER, SEWER PLANT VALUE AS A % OF CITY FULL PROP VALUE
Allocation Source: 2020 WATER/SEWER ANNUAL RPT & CIVIC FEDERATION DATA

CITY OF CHICAGO, ILLINOIS
Full Cost Allocation Plan
Schedule .5 - Allocation Summary
For Department POLICE-GENERAL

Receiving Department	Total	POLICE GENERAL
WATER FUND 200	35,827,891	35,827,891
SEWER FUND 314	26,745,884	26,745,884
ALL OTHER OR UNALLOCATED	2,779,105,374	2,779,105,374
Direct Bill	0	0
Total	2,841,679,148	2,841,679,148

The Fire City-wide cost plan chapter has been established to receive the costs of City wide central services/indirect costs identified and allocated to the Fire Department. Costs have been allocated based on the number of positions in 2020 per Fire Department organizational unit.

Special consideration was given to costs related to personnel uniform allowance. Costs have been allocated based on the number of uniformed positions per division.

All Fire general government costs have been accumulated in this chapter.

Costs related to the Water and Sewer Funds activities have been allocated to the Water and Sewer cost pools, based on the following allocation statistic: the ten-year historical average of utility plant value for the Water and the Sewer Funds to the City's full market value, adjusted for the current Water and Sewer fund size relative to the historical ten-year average fund size.

All other Fire general government costs have been sent to the All Other cost pool.

CITY OF CHICAGO, ILLINOIS
Full Cost Allocation Plan
Schedule .2 - Costs To Be Allocated
For Department FIRE-GENERAL

	1st Allocation	2nd Allocation	Sub-Total	Total
Expenditures Per Financial Statement:	0			0
Inbound Costs:				
FIRE-FIRST DEPUTY	2,613,228	91,538	2,704,766	
FIRE-PREVENTION	20,652,171	202,609	20,854,780	
FIRE-OPS/SUPPRESSION	877,634,590	3,054,753	880,689,342	
FIRE-OPS/EMS	215,039,604	678,287	215,717,891	
Total Allocated Additions:	1,115,939,593	4,027,186	1,119,966,779	1,119,966,779
Total To Be Allocated:	1,115,939,593	4,027,186		1,119,966,779

CITY OF CHICAGO, ILLINOIS
Full Cost Allocation Plan
Schedule .3 - Costs Allocated By Activity
For Department FIRE-GENERAL

	Total	G&A	FIRE GENERAL
Wages & Benefits			
Salaries & Wages	0	0	0
Fringe Benefits	0	0	0
Departmental Total			
Expenditures Per Financial Statement	0		
Deductions			
*Total Disallowed Costs	0	0	0
Functional Cost	0	0	0
Allocation Step 1			
Inbound - All Others	1,115,939,593	0	1,115,939,593
Reallocate Admin Costs		0	0
Unallocated Costs	0	0	0
1st Allocation	1,115,939,593	0	1,115,939,593
Allocation Step 2			
Inbound - All Others	4,027,186	0	4,027,186
2nd Allocation	4,027,186	0	4,027,186
Total For FIRE-GENERAL			
Schedule .3 Total	1,119,966,779	0	1,119,966,779

CITY OF CHICAGO, ILLINOIS
Full Cost Allocation Plan
Schedule .4 - Detail Activity Allocations
For Department FIRE-GENERAL

Activity - FIRE GENERAL

Receiving Department	Allocation Units	Allocation Pct	Gross Allocation	Direct Billed	Allocation Step 1	Allocation Step 2	Total
WATER FUND 200	1.2608	1.260800	14,069,766		14,069,766	50,775	14,120,541
SEWER FUND 314	0.9412	0.941200	10,503,223		10,503,223	37,904	10,541,127
ALL OTHER OR UNALLOCATED	97.7980	97.798000	1,091,366,604		1,091,366,604	3,938,507	1,095,305,111
Schedule .4 Total for FIRE GENERAL	100.0000	100.000000	1,115,939,593		1,115,939,593	4,027,186	1,119,966,779

Allocation Basis: WATER, SEWER PLANT VALUE AS A % OF CITY FULL PROP VALUE
Allocation Source: 2020 WATER/SEWER ANNUAL RPT & CIVIC FEDERATION DATA

MAXCAP 2022 MAXIMUS Consulting Services, Inc.

CITY OF CHICAGO, ILLINOIS
Full Cost Allocation Plan
Schedule .5 - Allocation Summary
For Department FIRE-GENERAL

Receiving Department	Total	FIRE GENERAL
WATER FUND 200	14,120,541	14,120,541
SEWER FUND 314	10,541,127	10,541,127
ALL OTHER OR UNALLOCATED	1,095,305,111	1,095,305,111
Direct Bill	0	0
Total	1,119,966,779	1,119,966,779

MAXCAP 2022 MAXIMUS Consulting Services, Inc.
Prepared By MAXIMUS Consulting Services, Inc.

EXHIBIT 2.K

Background on allocations to Water and Sewer Fund

Since the late 1980's, the City was contracting with David M Griffith & Associates to prepare a "Full Cost" Cost Allocation Plan that was used to calculate the City Corporate Fund (Fund # 100) costs that were incurred that benefitted the two City Airports - O'Hare and Midway. These costs helped determine the amount of full costs that the O'Hare O&M Fund (Fund # 740) and the Midway O&M Fund (Fund # 610) should reimburse the City's Corporate Fund.

We learned that since at least 1983, the Chicago Office of Budget and Management (OBM) annually calculated an estimate of the City Corporate Fund (# 100) costs that were incurred that benefitted several City non-Corporate funds. This included two City Enterprise funds: the Water Fund (# 200) and the Sewer Fund (# 314). These calculations were prepared in Lotus/Excel worksheets.

- The main categories of Corporate Fund costs were:
- .9611 Municipal Services (traditional central services: Mayor, Budget, MIS, Planning, City Council, Clerk, Comptroller, Treasurer, Law, Personnel, Purchasing, General Services – Facilities Management)
- .9632 Streets and Sanitation Services
- .9624 Fire Department Services
- .9610 Police Department Services

OBM also prepared estimates for several other non-Corporate Funds, using the same methodology, starting in the early 1980's.

Our discussion and review of OBM's method of allocating costs to the Water and Sewer Funds started **with 1997 data**, under the direction of City Comptroller Phoebe Selden, who was aware of our Full Cost Work to identify indirect costs incurred for the airports.

OBM had Lotus/Excel files (WB2) for the calculation of reimbursements to the Water Fund and the Sewer Fund. OBM applied several ratios, including 1) ratio of Water Fund to total City recommended appropriation, net of internal transfers and 2) Water Utility Plant Value divided by total City Full Market Value (from the Water Fund Annual Report and the City Civic Federation). Similarly, for the Sewer Fund.

Around 1998 and 1999, we were asked by the Comptroller to review OBM's method of calculating indirect costs for the Water and Sewer Fund. We were given these WB2 files to review, in particular to see how costs were identified for the Water and the Sewer funds. Along with our review of the OBM workfiles, which looked reasonable but did include numerous calculation errors, we were tasked to consider if there were other methods that could be used to calculate costs incurred by the City's Corporate Fund that were for the benefit of the Water and Sewer Funds. This resulted in a project that MAXIMUS did for the City Comptroller and provided a report in July 1998.

Our recommendation, which had agreement from the Comptroller, was to incorporate the Water and Sewer Enterprise Funds as cost receivers in our annual Full Cost Plan that we prepared annually to identify Corporate Fund costs incurred for the O'Hare and Midway Funds. Additional work was identified that was needed to be able to capture various costs incurred for the Water and Sewer Funds.

The benefits of this approach were:

1) that one document (the Full Cost Plan) would be the source of all Corporate Fund costs that were identified as benefitting other non-Corporate funds, and

2) that numerous excel sheets with various allocations and calculations, which would be needed for each non-Corporate Fund, would no longer be prepared and updated annually by OBM budget analysts, who had currently been tasked with collecting various allocation statistics. This would decrease the likelihood of calculation errors.

This approach was accepted by the City Comptroller, so a new requirement for MAXIMUS for the 1998 Full Cost Allocation Plan was to include enough information in the Full Cost CAP so as to be able to identify all relevant Corporate costs that were incurred for the benefit of the Water and the Sewer Funds, as well as various other non-Corporate funds. One important expansion was to include and quantify in detail, the direct and indirect costs that were incurred by the City Department of Streets and Sanitation, the Fire Department, and the Police Department, since all of these three large City departments provide service to all parts of the City of Chicago: the people, the buildings and facilities, the streets and infrastructure, etc.

With the inclusion of these three departments in the Full Cost Plan, there was the goal of identifying what costs were being incurred by these departments as they provided indirect service to the Water and to the Sewer departments. Much of this work would be of a general government nature, not necessarily pertaining to a specific incident, since much of the work done by Streets and Sanitation, Fire, and Police benefits the City and its residents in general. Where work is done that benefits the City's Water and Sewer facilities, infrastructure, etc., an allocation statistic is needed to quantify how much cost should be allocated to these two funds.

We reviewed the allocation method that had been used by the City Budget Office since the early 1980's, and we concluded that the allocation statistics used by the City OBM were an appropriate method:

1) value of the City Water Plant facilities as a percent of the Total City Estimated Full Market Value for the Water Fund,

2) value of the City Sewer Plant facilities as a percent of the Total City Estimated Full Market Value for the Sewer Fund.

Those statistics were what we used in the Full Cost Plan to allocate costs to the Water and Sewer Funds, from Streets and Sanitation, Fire, and Police, for the years 1998 through 2009.

This allocation statistic was adjusted starting in 2010. The City budget analysts had observed that while the annual value of the City's Water Plant and the Sewer Plant had varied gradually over the years from 1999 through 2009, the value of the Total City Estimated Full Market Value was having large fluctuations year to year during this time period, primarily a result of the triennial reassessments of properties. In 2010, the City Assistant Budget Director and the City Comptroller met with us to discuss whether adjustments could be made that would provide an allocation with less year-to-year fluctuation.

There was a recommendation that we revise the Utility Plant Value historical cost as a percent of Total City Market Value statistic, since they no longer were providing a consistent allocation measure.

There were two options suggested by OBM:

1) to use the historical averages that had been consistent over the original 10-year period, or

2) use the historical averages and adjust them by the budget appropriation percent changes for the current year compared to the historical averages for those measures.

The second option was chosen by OBM since this allocation statistic would more accurately reflect Streets and Sanitation, Fire, and Police effort incurred for the Water and Sewer Funds, since it would start with a base of the historical averages of the primary allocation statistic; but would adjust for changes in the relative size of the Water and Sewer funds each year.

CITY OF CHICAGO

WATER & SEWER FUND REIMBURSEMENTS TO THE CORPORATE FUND

Reimbursements to Corporate Fund

(excludes Pension for Water/Sewer Employees)

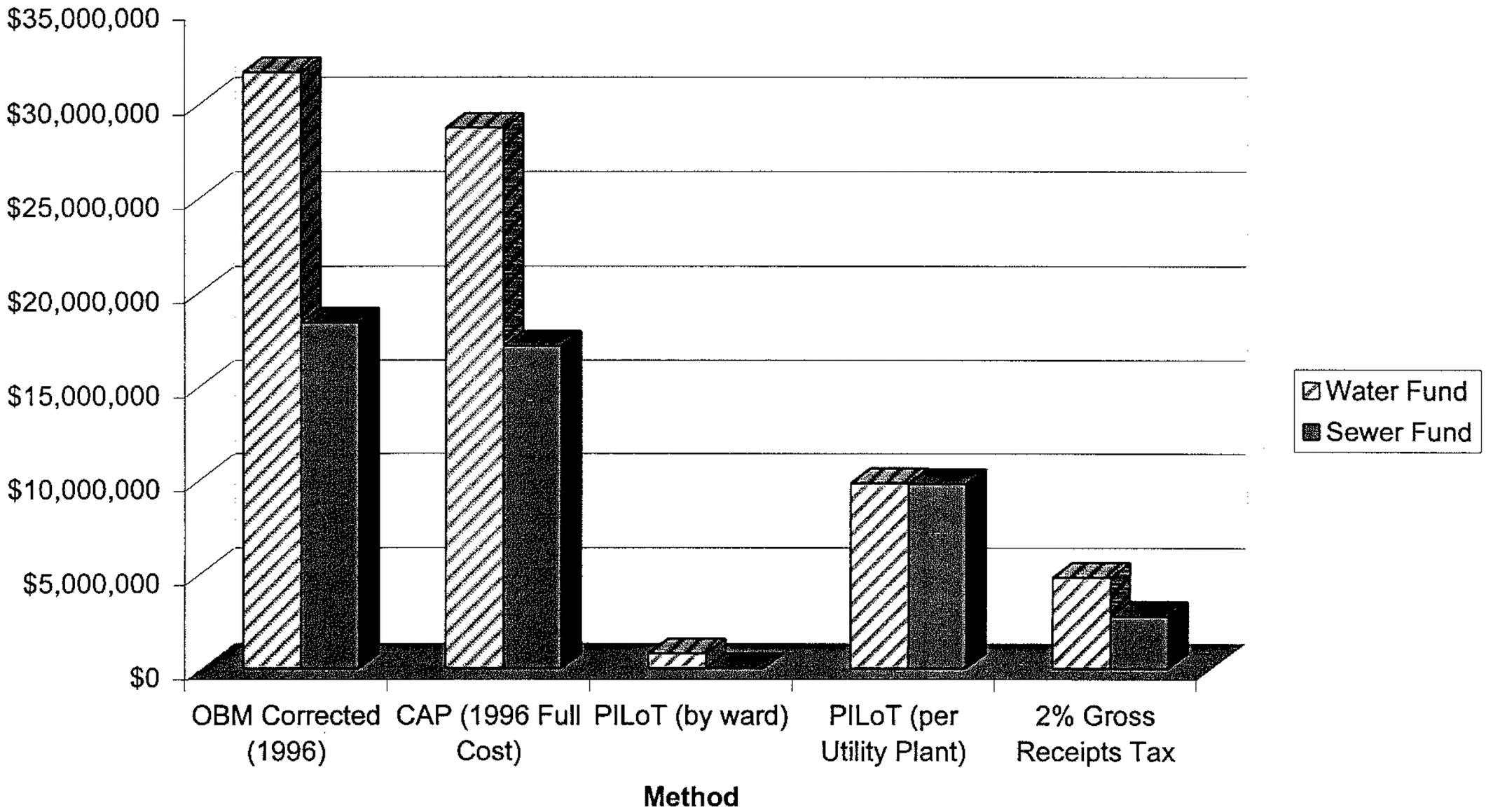

Reimbursement method has been in place for years.

- Project arose from a desire to review, validate historic method

We tested three approaches

- Historic method
- Cost allocation plan
- Payment in lieu of tax

Historic method

- We identified a few technical corrections.
- The overall magnitude of the corrections is not large, as some of the problems offset each other
- Very few allocation bases are used

Cost allocation plan

- Past plans did not identify all costs in support of water and sewer because the plan was not intended to be used for reimbursement determinations
- We added Police, Fire and Streets & Sanitation
- The cost identified is rather close to the historic method

Payment in lieu of tax

- Property tax estimation approaches used, as CAP was a cost of service approach
- 2 different methods: imputation based on individual parcels and system as a whole
- Imputation by parcels produces very low values, probably because "industrial" means warehouses in most cases. Typical water and sewer sites are more capital intensive
- System as a whole produces a higher value, but one that is far below the cost of service

Recommendations

- Historic method is acceptable as corrected, but we do not believe it to be as analytically rigorous as the CAP
- CAP has the appeal of being updated annually based on hard cost data and is the method already in use for the other enterprise funds
- Payment in lieu of taxes not realistic, because it does not reimburse corporate fund cost. Obtaining independent appraisals of the individual parcels might improve this, but it is possible that a property tax-based approach may not be in the best interests of the Corporate Fund.

EXHIBIT 2.L

Page 1

STATE OF ILLINOIS)
) SS.
COUNTY OF COOK)

IN THE CIRCUIT COURT OF COOK COUNTY, ILLINOIS
COUNTY DEPARTMENT, CHANCERY DIVISION

KATHRYN FARMER,)
)
Plaintiff,)
)
vs.) No. 2021 CH 04583
)
CITY OF CHICAGO, an Illinois)
Municipal Corporation,)
)
Defendant.)

The deposition of BRENTON SIVERLY taken for the purpose of discovery in Kansas City, Missouri, commencing at 1:00 p.m. on the 9th day of October, 2025, taken pursuant to the provisions of the Illinois Code of Civil Procedure and the Rules of the Supreme Court thereof pertaining to the taking of depositions before Christina J. Atto, Certified Shorthand Reporter and Notary Public, appearing remotely via videoconference.

Page 2

APPEARANCES:

KICKHAM HANLEY PLLC
MR. GREGORY D. HANLEY (via videoconference)
MS. JAMIE WARROW (via videoconference)
MS. REMY SACHS (via videoconference)
40950 Woodward Avenue
Suite 306
Bloomfield Hills, Michigan 48304
Phone: (248) 544-1500
E-mail: ghanley@kickhamhanley.com
jwarrow@kickhamhanley.com
rsachs@kickhamhanley.com
On behalf of the Plaintiff;

CITY OF CHICAGO DEPARTMENT OF LAW
MR. SCOTT CROUCH (via videoconference)
MS. SUSAN JORDAN (via videoconference)
MS. SUNNY BAXTER (via videoconference)
Two North LaSalle Street
Suite 350
Chicago, Illinois 60602
Phone: (312) 744-8369
E-mail: Scott.Crouch@CityofChicago.org
Susan.Jordan@CityofChicago.org
Sunny.Baxter@CityofChicago.org
On behalf of the Defendant.

Page 3

I N D E X

WITNESS PAGE
BRENTON SIVERLY
Examination by Mr. Hanley 4

E X H I B I T S

PLAINTIFF'S DEPOSITION EXHIBIT PAGE
Exhibit No. 32 (Maximus Report) 25
PLAINTIFF'S EXHIBIT (previously marked) REFERENCED
Exhibit No. 19 (Excel Spreadsheets) 12
Exhibit No. 23 (2020 Budget Ordinance). 29

Page 4

THE COURT REPORTER: The deposition of Brenton Siverly is being conducted remotely via LegalView by agreement of the parties. Today's date is October 9th, 2025, and the time is 1:00 o'clock p.m.

The witness is located in Kansas City, Missouri. My name is Christina Atto.

At the conclusion of today's deposition, I will ask that counsel place their orders on the record.

Mr. Siverly, please raise your right hand.

(Witness sworn.)

WHEREUPON:

BRENTON SIVERLY,

called as a witness herein, having been first duly sworn, was examined and testified as follows:

EXAMINATION

BY MR. HANLEY:

Q. Good afternoon, Mr. Siverly. Did I pronounce your name correctly?

A. Yes, you did.

Q. Okay. My name is Greg Hanley and I'm an attorney. I represent a woman named Kathryn Farmer who's got a lawsuit against the City of Chicago and that's what is causing your deposition to be taken. I appreciate you appearing today even though you're no

Page 5

longer within the City's custody and control for lack of a better word.

I'm going to ask you some questions about the time that you were employed by the City of Chicago, and let's start with some basic stuff. My understanding is that you were an employee of the City of Chicago from about April 2017 to August 2020?

A. Late July, early August of 2020, but --

Q. Okay.

A. -- yes, April 2017.

Q. Okay. And I also understand that from your resume that you had two different positions, at least two positions at the City. One was an assistant budget director in the Office of Budget & Management and a deputy budget director in the Office of Budget & Management. Could you give me the approximate time, a period that you had each of these positions?

A. The assistant budget director position I started in April of 2017 through roughly late November, early December of 2019, and then the deputy position was from late November, early December 2019 through when I terminated in 2020.

Q. Okay. And I'm assuming that this means that while you were there, you got a promotion?

Page 6

A. Yes.

Q. Okay. Your resume has some descriptions of some things that you were doing there and I'm not going to belabor it, but I have a few questions about it. Before we get to that, were you involved in any capacity in deriving the budgets for the water fund and the sewer fund in Chicago?

A. So my role as the assistant position was directly related to pension and indirect costs in terms of -- and how those were allocated to Enterprise Funds including other operating funds. In terms of operating budgets for those departments, that would be a no.

Q. Okay. And is that --

A. In the position of the deputy position, I came on after the budget was already developed for the water and sewer fund and we were not in budget development when I left, but that position oversaw an analyst who monitored expenses while I was there.

Q. And who was that?

A. Ros. I do not recall her last name.

Q. Okay. R O Z was she known by or ...

A. I -- R O S.

Q. Okay. Okay. Fair enough. But just to recap, you were involved in pension allocations and perhaps

Page 7

indirect cost allocations that impacted a number of city funds and departments including the water and sewer funds, correct?

A. Correct.

Q. Okay. The pension allocations, can you describe for me generally what that involved?

A. So overall, we looked at the amount required by the pension itself and then allocating that proportionately -- initially allocating that proportionately by fund beyond -- based off of salaries in -- within each fund. Beyond that, I can't really -- Without looking at the documents that would have been involved, I can't really speak to like the details of what that would have been like.

Q. Okay. And I have some documents that I'll show you so it's not a memory test, but the -- would it be fair to say that in doing the pension allocations, you used an established methodology as opposed to developing your own?

A. Correct.

Q. Okay. So there was a way the City was doing it when you came on and you learned what that was and you applied the same methodology to the years that you were doing it for?

Page 8

A. Correct.

Q. And so would it be fair for me to assume that you did -- you were involved in these allocations for 2018 and 2019?

A. In terms of fiscal year?

Q. Well, I -- My understanding of a fiscal year is the same as a calendar year. So I would say the year that began January 1st, 2018, and the year that began January 1st, 2019.

A. I -- I -- I -- Yeah. So, yes, fiscal year 2018, fiscal year 2019, and then I would have done fiscal year '20 as well.

Q. So you did the allocations for '20 before you left?

A. The -- Well, those allocations occurred during the budget development in the fall. So, yes, it would have occurred in fall of 2019 for fiscal year '20.

Q. Okay. And so one of the things that you did for the pension allocations is you took the total amount that the City was going to contribute in the following year -- or the upcoming year to each of the four pension funds and then you determined how much of those amounts should be allocated to various city departments and funds that had employees who participated in those

Page 9

pension funds?
A. That is correct.
Q. Okay. And the -- I'm assuming that you were given information about how many employees were in each fund, what their payroll was, all that sort of stuff?
A. It was payroll-based.
Q. Okay. And who gave -- Who developed that information that you used to do the allocations?
A. The payroll information?
Q. Yeah.
A. I don't remember.
Q. Okay. All right. And then we're going to get into those pension allocations in more detail, but I want to make sure I've covered in general the waterfront of what you were involved in as it relates to water and sewer. And, by the way, are you generally familiar with what our lawsuit is about?
A. My attorney and I discussed it at a high level earlier this week, yes.
Q. Okay. When you say your attorney, somebody who is not the City of Chicago's attorney but your personal attorney?
A. Scott is representing me --
Q. Oh.

Page 10

A. -- with the City.
Q. Okay. So it was a conversation with Scott. Okay. Did you review any documents in order to prepare for today?
A. We reviewed a page from a Budget Ordinance, and the calculation for the pension fund is what I recall looking at --
Q. Okay.
A. -- for the -- The calculation sheet that you have referenced already.
Q. Oh, okay. All right. Fair enough. And I have that marked and we'll get into it in a little bit, but I just want to make sure I understand all the stuff that you did.
Then you talked about indirect cost allocations. Just tell me the high level of what that consisted of.
A. Primarily there was a report from a contractor, Maximus, that was the basis for the indirect cost allocations to the Enterprise Funds. The methodology that went into that, I don't really -- I can't really speak to anymore.
Q. Okay. So -- But Maximus -- My understanding is this, that Maximus prepares on an annual or a

Page 11

periodic basis a cost allocation plan that allocates the cost of certain departments and funds of the City to other departments and funds of the City; is that correct?
A. Maximus creates a cost allocation plan, the details behind which I can't speak to.
Q. Okay. And that's fair. It's going to shorten your deposition significantly. The -- But you are aware that Maximus prepares these plans and the plans include allocation of costs to the water and sewer funds, correct?
A. Maximus prepares a cost allocation plan, period. I can't speak to anything else without talking -- like seeing information from the report.
Q. Okay. But let me ask it this way. Did you ever or anybody else at the City of Chicago to your knowledge prepare an analysis or evaluation of the cost allocations that had been made by Maximus?
A. We -- I would -- I met with the individual from Maximus to review the process of the cost allocation plan, but I never tried to duplicate what they were doing.
Q. Okay. But they sat down and explained to you these are the costs that we're allocating and these are

Page 12

the departments we're allocating them to as you needed to develop what you were developing?
A. I, as an analyst, wanted to under- -- try and understand at the time the process that went into that report, but I would not be able to speak to it anymore. It's been a while since then.
Q. Okay. Fair enough. Anything else that you did when you were employed by the City relating to the water and/or sewer funds?
A. So in that deputy position I mentioned earlier, overseeing the analysts that would have been assigned water and sewer, but at the time, we -- I was not the deputy during budget development. It would have been kind of a review of op- -- like just general operations. I think in my resume I mention expenditure monitoring and like overtime, absenteeism reporting.
Q. Okay. All right. I'm going to see if I can pull up a couple of documents here.
(Document shared.)
BY MR. HANLEY:
Q. I'll try this one. This is -- I'm going to show you what we've marked earlier as Exhibit -- I'm sorry -- Exhibit 19. And what I'll represent to you is these are PDFs that we've created off of native

Page 13

documents that are pretty unwieldy to utilize in a deposition, but -- and I know that the native form would have formulas and things like that, but does this look like the form of the allocation document, the quote-unquote living document at the City that was used to do the allocation of pension costs?

A. Uh-huh.

Q. Yes?

A. Yes.

Q. Okay. And so this is something that -- What would have been your role in this? And let's start with this page. Can you just describe in general what this allocation document purports to do?

A. So it allocates the pension costs -- that would be the column labeled first allocation -- by each pension fund, by operating fund proportionately based off of the percent of salaries of employees who are in that fund.

Q. Okay. So, for example, for the MEABF which is -- well, we call it the municipal fund --

A. Uh-huh.

Q. -- the total contribution for this year was going to be $499 million. Is that what that number corresponds to?

Page 14

A. The 499 would be representative of the City's MEABF contribution.

Q. Okay. And then as I understand it, the first allocation indicates that 499,000 -- or I'm sorry -- 499 million among the various city funds who contribute -- who have members in that plan and that's based upon the percentage of total covered payroll that each of those funds represents?

A. I would agree.

Q. Okay. But it's only for the City employees and doesn't include employees of the Chicago Public Schools, correct?

A. The -- So that is what the following column backs out, is the CPS share. So where you see that 198.

Q. Yep. Yeah. You're well ahead of me, but I understand that that column, it says CPS share, is that CPS is supposed to be contributing 39.81 percent of the contribution based upon the total covered payroll of the Chicago Public Schools' employees as a percentage of the total covered payroll of all employees; is that correct?

A. I -- I ... I can't for sure say one way or another. Can you repeat what you stated?

Q. All right. So let me make it more concrete. Of the 499,000 -- or 499 million, 198 plus million is

Page 15

allocated to CPS, correct?

A. Of the 499 million, 198.6 million is associated with CPS, yes.

Q. Right. And that's representative of a 39.81 percent share, correct?

A. Without doing the calculation itself and only looking at the header, but I can't confirm that without actually doing the math. I don't know ...

Q. All right.

A. I would have to make an assumption based off of what I see in the PDF.

Q. All right. Okay. But in any event, the 499 million is split between 198 plus million for CPS and 300 million for the City of Chicago, correct?

A. Correct.

Q. Okay. So then under the COC share column, that $300 million is broken up and allocated to the various funds listed based upon their percentage of the City of Chicago's share of that contribution, correct?

A. Correct. The -- After the CPS share is backed out, the remaining share for the City of Chicago is reallocated by a fund in the City's budget.

Q. All right. So that results in 33 plus million being allocated to the water fund and 8.9 plus million

Page 16

being allocated to the sewer fund, correct?

A. Correct.

Q. All right. And then the second allocation, all the second allocation does is add back the CPS share to the corporate fund increasing it from 125 plus million to 323 plus million, correct?

A. I would want to -- I believe that is the case, however, I would want to do the math itself to confirm that those two columns equal the 323 before I would say yes.

Q. All right. But if the math abides, then you'd agree?

A. If the math abides, the intent of that would be to apply those two together, correct.

Q. Okay. All right. And then there's some -- After the second allocation, there is a budgeting adjustment at which I understand rolls the contributions of certain other departments that are listed in Exhibit 19 into the corporate fund which adds another 59 million to the corporate fund share; is that correct?

A. There are special revenue funds that the allocation is pushed back to the corporate fund in this level, correct.

Q. All right. So then -- So at the end of those,

Page 17

we now have a third allocation that adds those special department contributions into the corporate fund and results in the total corporate fund allocation being more than $383 million, correct?

A. That allocation total in the third allocation column is 383 and then the remaining allocations by fund are outlined below.

Q. Okay. And you'd agree with me that the water fund and sewer fund allocations remain the same between the second and the third allocations?

A. I can't see the row columns anymore, but they would -- so -- but that 33 number has remained the same across since these CPS adjustments. So water after the CPS adjustment was 33 million and it remains 33 million in the third allocation.

Q. Okay. So now we're -- After the third allocation, there are some further adjustments for tax revenues, correct?

A. Uh-huh.

Q. Yes?

A. Yes.

Q. You have to say yes. Sorry.

A. Sorry.

Q. And so there's 119 million plus of tax

Page 18

revenues that get allocated to the corporate fund allocation and 182 million plus of water and sewer tax revenues that also get allocated to the sewer, correct?

A. There's --

Q. I'm sorry. To -- I'm sorry. Let me rephrase that because that was an awful question.

There's 119 plus million of tax -- property tax revenues and 182 plus million of water and sewer fund revenues that are utilized against the 383-million-dollar contribution for the corporate fund?

A. Of the 383-million-dollar corporate fund allocation, 119.4 million is supported by property tax levy and 182.7, I'm rounding, is supported by the water/sewer tax levy in those additional columns.

Q. Okay. And what that does is in the final budget allocation, it reduces the corporate fund allocation down from 383 plus million to about 81.3 million, correct?

A. The remaining share supported by other corporate fund taxes is $81 million and change.

Q. Right. Okay.

A. I would not say the corporate share has gone down because the water/sewer tax levy is -- goes to the corporate fund and was to be used to offset the pension.

Page 19

Q. Right. Well, I understand that that -- I'm just trying to understand how it was done. Somebody more important than us will decide how it should have been done. So I'm just trying to understand the document.

A. Okay.

Q. So after the application of the tax revenues, the corporate fund has to come up with another $81.3 million to satisfy its obligation?

A. There is $81 million remaining required of corporate fund support.

Q. Right. And none of it -- You'd agree with me that none of the tax revenues are applied to reduce the water fund contribution or the sewer fund contribution, correct?

A. Correct.

Q. Okay. And while you were there, were you aware of any contributions actually being made by the Chicago Public Schools?

A. I don't remember.

Q. Okay. But if there were monies coming in from the Chicago Public Schools, they would need to be accounted for in this document, correct?

A. I ... Can you repeat your question again?

Page 20

Q. Well, one of the purposes of this document is to say this is what the contribution that is required is and here are the revenue sources that are going to satisfy that obligation, correct?

A. Correct.

Q. And if the Chicago Public Schools were contributing money, that would be a revenue source that would need to be reflected in the document, correct, Exhibit 19?

A. I would ... Yes.

Q. All right. Because the -- all the other revenue sources are shown in here. The property taxes and the water and sewer taxes, correct?

A. The prop- ... Can you repeat what you meant all property --

Q. The --

A. -- all revenues are shown here?

Q. No. The revenues that are coming in from other sources to fund these contributions are reflected in the document. One of them is property tax levies and one is water and sewer tax levies, correct?

A. The corporate fund -- The revenue sources that would otherwise be corporate fund revenues are represented in this document as offsets to the corporate

Page 21

fund allocation.
Q. Right. And so the $383 million as we know includes 198 plus million of the CPS obligation, correct? Yes?
A. Correct.
Q. So if CPS -- Again, I'm not suggesting this happened, but if CPS actually contributed the hundred -- from its own coffers the 198 plus million that has been allocated to it, that would impact these calculations, of course, correct?
A. If CPS calculated -- or paid to the corporate fund its share for the distribution, it would have an impact on this number.
Q. Right. And, as a matter of fact, it would -- if they did contribute 198 million, it would reduce the corporate fund contribution from 81.3 million to zero and there would be money left over, correct?
MR. CROUCH: Objection, form of the question, calls for speculation.
BY MR. HANLEY:
Q. You can answer.
A. I ... It would be dependent on all other things being equal.
Q. Well, it would be a revenue source for the

Page 22

contribution for the municipal fund, wouldn't it?
MR. CROUCH: Same objection, calls for speculation.
You can answer still if you know.
BY THE WITNESS:
A. So I would not argue there would be funds left -- If I were in the budget office and $198 million were paid by CPS, it wouldn't mean there would be leftover funds on the budget allocation. I would spread back out the property tax levy for other purposes, to other funds because it's a pension property tax levy. There are sufficient sources on the municipal fund, but there is still a need to fully fund the other three pension funds.
Q. Yeah, but the property tax levy, isn't that dedicated for MEABF contributions?
A. Property tax levy is for pensions. The levy for that fiscal year ties back to the amount that is in this form, but a levy is recalculated every year.
Q. No. I understand. But if -- Again, going back to my question. If the City were giving 100 -- if CPS was actually contributing the share that has been calculated for it --
A. Uh-huh.
Q. -- can you at least concede that it would

Page 23

impact these numbers?
A. And I already have. I've conceded that if I knew that CPS was providing $188 million, I would redistribute the property tax portion of MEABF to the other pension funds.
Q. Why would you do that?
A. Because it is -- Because you have sufficient resources on -- from the CPS covering their share and it is a pension property tax levy and you can redistribute it to the other pension funds.
Q. Okay. And do you -- Can you tell me the legal authority for that? I mean, are you relying on --
MR. CROUCH: Objection --
BY MR. HANLEY:
Q. Are you relying upon some --
MR. CROUCH: -- foundation.
BY MR. HANLEY:
Q. (Continuing.) -- legal authority or ordinance or directive? You know, what would be the basis for doing that?
MR. CROUCH: Objection, foundation.
You can testify if you know.
BY THE WITNESS:
A. So my understanding is the City has the

Page 24

authority over its property tax levies.
Q. Okay. So whatever you're saying, you're saying you wouldn't use it to further reduce the contributions of the other funds that are making contributions to the municipal fund? You would keep the $81 million the same and reduce the other taxes accordingly? Is that what you're saying?
A. Sir, you have provided $198 million additional revenue -- I'm using air quotes -- revenue from the Chicago Public Schools in this scenario. I'm not saying that 81 even exists anymore. I would -- There would have to be math done to see where things land. I'm not saying the 81 is even there, but given that there's 198 million additional funds from CPS, you would have to look at the property tax and the corporate fund that is going into to support the MEABF in this line and then redistribute funding to the other pension funds. And what I'm saying is I would redistribute property tax.
Q. Okay. And do you know whether it ever happened while you were there, that the Chicago Public Schools made contributions?
A. I don't --
MR. CROUCH: Objection, asked --

Page 25

BY THE WITNESS:
A. (Continuing.) -- recall.
MR. CROUCH: -- and answered.
MR. HANLEY: You stepped on him a little bit.
BY MR. HANLEY:
Q. Is your answer no?
A. I don't recall.
Q. Okay. All right. All right. I want to show you what I've marked as Plaintiff's Exhibit 32 which are excerpts from the cost allocation plan prepared by Maximus for fiscal year 2018. Are you familiar with these types of plans?
MR. CROUCH: Can you guys -- One second before you answer. Can you guys just e-mail us a copy of this?
MR. HANLEY: Oh, okay. I thought we did, but I'll -- Jamie, can you please do that? It begins Bates number D 024658.
MR. CROUCH: Yeah. We -- I don't have 30- -- I have 30, 26, 19, and 23 --
MR. HANLEY: All right.
MR. CROUCH: -- but I don't have 32.
MR. HANLEY: All right. We'll send you 32 because it's not the complete document obviously.
MR. CROUCH: All right. Thank you.

Page 26

MR. HANLEY: All right. Why don't we take a quick break and just let me know when you've got that and then we can get back on. It's not going to be very long with this gentleman, so ...
MR. CROUCH: All right. Thank you.
MR. HANLEY: All right.
THE COURT REPORTER: Okay. We're off the record at 1:31 p.m.
(A short break was had.)
BY MR. HANLEY:
Q. I'm showing you, sir, what is part of Schedule A to the Maximus cost allocation plan for 2018. And as you can see, there are a number of allocations, amounts from different departments to the water fund and sewer fund. Do you see this?
A. I see different departments with numbers underneath the Water, Sewer, Aviation, O'Hare, Midway, and Chicago Public Library.
Q. Right. But you also see at the top column there's water fund and sewer fund, correct?
A. Correct.
Q. Okay. And so when you talked earlier about reviewing with Maximus the indirect cost allocations, are these the cost allocations that you would have

Page 27

reviewed with them? And I'm not asking about the specific numbers or the specific year, but is this the type of -- I want to make sure that there's no other types of information that you reviewed with Maximus.
A. There was a single Maximus report that they provided that was cost allocations across based off of departments and the Enterprise Funds listed here.
Q. All right. And did you ever in your employment, for lack of a better word, audit the numbers or investigate the basis for the numbers?
A. No.
Q. Okay. And that would be true for the entire time you were at the City?
A. Correct.
Q. And one of the water and sewer fund allocations, is there -- is an allocation of police general down at the bottom of page C-6 and then there's an allocation of fire general to water and sewer for the same period of time. Did you ever have a discussion with Maximus about why they were allocating these specific costs to the water and sewer funds?
A. I don't remember.
Q. Would it be also fair for me to assume that you never became aware of the methodology for coming up

Page 28

with the actual allocations of police and fire to the water and sewer funds?
A. There was discussions about the overall methodology in the entire report itself. Specifics within the report, I do not remember.
Q. Okay. But was the purpose of the indirect cost allocations to be a way of recognizing the value of services and maybe even goods provided by other city departments to the water and sewer fund?
A. The purpose of the report was to identify the val- -- like the services provided to the aviation funds and the water and sewer funds and the library fund.
Q. Right. And so for this particular year, there was about $77 million allocated to the water fund and about 43 plus million allocated to the sewer fund, correct?
A. In this particular page, there is 77 million under the water fund column, the 43 million in the sewer fund column of this page of the report.
Q. And whatever those numbers were, were those the numbers that made it into the budget for indirect costs?
A. I don't remember the process from this book to

Page 29

the budget.
Q. Okay. All right. But are you aware of any other indirect cost allocations that were incorporated into the budget other than what Maximus did?
A. I do not remember anything else.
(Document shared.)
BY MR. HANLEY:
Q. Okay. Now, I want to show you a -- what we previously marked as Exhibit 23 which are the -- I'll show you the first page so you -- It's the Budget Ordinance of the City for 2020.
A. Okay.
Q. And I realized that you were not at the City on January 1st, 2020, but you recognize the form of this document as the annual -- it's also called an Appropriation Ordinance that is adopted by the City.
A. I left the City in roughly July of '20 -- July, August of 2020.
Q. Oh, yeah. So you were involved in this. I'm sorry. Okay. So now I can take it out of the realm of theoretical. Do you recognize this as the 2020 Budget Ordinance?
A. This is the 2020 Budget Ordinance, yes.
Q. Okay. And I'm not going to belabor it because

Page 30

I think based upon your prior testimony, we can eliminate some of this, but I want to show you the line item summaries for the water fund and the sewer fund and make -- and see which of these, if any, you had a hand in. Okay. I'm showing you Summary D for the water fund, page 8 of the Annual Appropriation Ordinance for 2020. You recognize the form of this reporting?
A. Yes.
Q. Okay. So you would agree with me that there are direct costs of other City funds' departments and offices that go into the water fund budget, correct?
A. This reflects direct cost -- the cost -- a cost summary of water fund --
Q. All right.
A. -- including all the departments in the City.
Q. All right. So the -- From beginning with the Office of Inspector General 003 and concluding with the Department of Buildings 067, did you have -- during your time at the City, did you have any involvement in making those allocations of costs?
A. No.
Q. Okay. Then there are direct costs of the Department of Water Management starting at 088. Did you have any involvement in the derivation of those costs?

Page 31

A. In fiscal year '20, I would not have had any involvement in those costs.
Q. What about for --
A. And fiscal year '21 would have started after I left so I did not have involvement in that year either.
Q. What about the earlier years?
A. No. Operations were not -- I was pensions indirect and revenue in the earlier years.
Q. Okay. And --
A. Corporate fund revenue and special revenue fund revenues.
Q. Right. And then 099 is Finance General and that is where those pension allocations and the indirect cost allocations end up residing, correct?
A. They are there with -- There's other costs in there, but I don't remember what those other costs are.
Q. Okay. And I'm going to show you that and then I think we'll probably be done, but is your answer the same -- and I can go a couple -- for the sewer fund?
A. Correct.
Q. You were not involved at any time in the allocations other than certain of the allocations that end up being in 099, Finance General?
A. Correct.

Page 32

Q. Okay. So let's go to those real quick. All right. I'll show you the whole document -- or the whole portion that I want you to ...
(Document shared.)
BY MR. HANLEY:
Q. This is -- You recognize this as the finance general allocations for the water fund for 2020?
A. Yes.
Q. Okay. So which of these items -- And you can take your time starting with the first one and tell me when you need me to scroll. Which of these allocations did you involve yourself with in 2020?
A. Could you scroll down?
(Scrolling through the document.)
BY THE WITNESS:
A. So there would have been involvement in the two lines under 9600.
Q. Okay.
A. Indirect costs. And then if you can continue to scroll down.
(Scrolling through the document.)
BY THE WITNESS:
A. The 9900 series, the two pension funds. But anything else beyond that, if there was involvement, it

Page 33

would have been TAN general and I don't remember anything.

Q. Okay. So the pension allocations are easy. They can tie back to the spreadsheets, right?

A. Uh-huh.

Q. We've already seen the $33 million so that's just -- that ends up going into the finance general and becomes part of the appropriations of the water fund for this particular year, correct?

A. The intention of this line is to be the sewer -- the water fund's portion of pension costs in that fiscal year, correct.

Q. Right. But that -- Just so that we can tie it back, that ties back to the living spreadsheet that is updated on an annual basis, correct?

A. It would be -- The basis of this would be the spreadsheet calculation. Whether or not it was the exact sheet that we just talked over, I don't remember.

Q. Okay. But the type of document that we've already looked at as Exhibit 19?

A. The type of document that we used previously would have been the basis for this number.

Q. Okay. By the way, do you have any idea what the transfer for services provided by the Department of

Page 34

Police are?

A. No.

Q. All right. Going back to the reimbursements in 9600, it -- Other witnesses have testified that the $67 million ties back to a Maximus report from an earlier year to which some growth factors have been applied. Do you -- Is that your understanding as well?

A. I would need to go back and see the spreadsheet before saying that affirmatively one way or the other.

Q. Well, let me ask it this way. Are you aware of any of -- in that line item, 9611, indirect cost, other than that calculated by Maximus?

A. And so I do not know of any other reports used for indirect costs other than Maximus, however, from a Maximus report to that number, I would want to see that, like -- I would need to like look back through any additional information related to that to like speak to that.

Q. Okay. All right. And then finally, the 9645 line item, To Reimburse the Corporate Fund for Indirect Pension Costs Chargeable to the Fund, there's $21.7 million?

A. Uh-huh.

Page 35

Q. Do you know what that refers to?

A. I don't remember.

Q. Is it the pension -- portion of pension costs attributable to other city departments that provide services to the water fund?

A. I don't remember.

Q. Okay. Do you know if there are documents reflecting the calculation of this $21.7 million?

A. It came from somewhere, but I don't remember where it would have come from.

Q. All right. But somebody would have had to have calculated it according to some methodology for allocating indirect costs, correct?

A. There would be a source for the $21 million.

Q. And do you know who at the City would have had that responsibility, if anybody?

A. So I do not remember the whole calculation of that, but as part of indirect costs, it would have been my role at this point in time. But in terms of the process of where all the pieces came to to get to that 21, I do not remember.

Q. All right. And -- But you don't even remember what it's intended to recover, correct?

A. No, I do not.

Page 36

Q. Okay. Fair enough. Who were -- Your resume talks about supervising a team of four analysts and coordinating with other members of the revenue budget team. Can you tell me who were the folks that were assisting you in -- if anybody, in the activities that you were involved in as it relates to the water and sewer funds?

A. So Ros would have been my analyst assigned water and sewer funds.

Q. Okay.

A. And then part of the capital -- remaining individuals on the capital team would have been Scott and Cecily.

Q. Scott Greene?

A. I don't remember last names. Greene, yes.

Q. Okay. I've heard his name before. What was his job?

A. He was on the capital team. I don't remember specific departments he was assigned.

Q. Do you know whether he would have been involved in the allocations that we saw earlier on page 8? I'll show it to you again.

(Document shared.)

BY THE WITNESS:

A. I can't speak to what role he would have had on page 8.

Q. Okay. So you don't know who came up with any of the allocations other than the ones that you've spoken about yourself?

A. Correct.

MR. HANLEY: Okay. Fair enough. All right. I have no further questions for you, sir. I appreciate your time.

MR. CROUCH: Great. We will reserve signature. And then are you guys ordering this one?

MR. HANLEY: Yes, of course.

MR. CROUCH: We'll take a copy. Just PDF e-mail is fine.

THE COURT REPORTER: Okay. Thank you. We're off the record at 1:59 p.m.

(Witness excused.)

STATE OF ILLINOIS)
) SS.
COUNTY OF COOK)

IN THE CIRCUIT COURT OF COOK COUNTY, ILLINOIS
COUNTY DEPARTMENT, CHANCERY DIVISION

KATHRYN FARMER,)
)
Plaintiff,)
)
vs.) No. 2021 CH 04583
)
CITY OF CHICAGO,)
)
Defendant.)

I, BRENTON SIVERLY, state that I have read the foregoing transcript of the testimony given by me at my videoconference deposition on the 9th day of October, A.D., 2025, and that said transcript constitutes a true and correct record of the testimony given by me at said videoconference deposition except as I have so indicated on the errata sheets provided herein.

_____
BRENTON SIVERLY

SUBSCRIBED AND SWORN to
before me this _____ day
of _____, 2025.

_____
NOTARY PUBLIC

STATE OF ILLINOIS)
) SS.
COUNTY OF COOK)

I, Christina J. Atto, Certified Shorthand Reporter and Notary Public, do hereby certify that on the 9th day of October, A.D., 2025, the videoconference deposition of the witness, BRENTON SIVERLY, called by the Plaintiff, was taken before me, reported stenographically, and was thereafter reduced to typewriting under my direction.

The said deposition was taken in Kansas City, Missouri, and there were present counsel as previously set forth.

The said witness, BRENTON SIVERLY, was first duly sworn to tell the truth, the whole truth, and nothing but the truth, and was then examined upon oral interrogatories.

I further certify that the foregoing is a true, accurate, and complete record of the questions asked of and answers made by the said witness, BRENTON SIVERLY, at the time and place hereinabove referred to.

The signature of the witness, BRENTON SIVERLY, was reserved by agreement of counsel.

The undersigned is not interested in the within case, nor of kin or counsel to any of the parties.

Witness my official signature and seal as Notary Public in and for Cook County, Illinois, on this 23rd day of October, A.D., 2025.

Christina Atto

CHRISTINA J. ATTO, CSR, RPR
180 North LaSalle Street
Suite 2800
Chicago, Illinois 60601
Phone: (312) 236-6936

CSR No. 084-004321

ERRATA SHEET

CASE NAME: Farmer vs City of Chicago

DATE TAKEN: 10/09/2025

WITNESS NAME: Brenton Siverly

PAGE	LINE	SHOULD HAVE BEEN
_____	_____	_____
_____	_____	_____
_____	_____	_____
_____	_____	_____
_____	_____	_____
_____	_____	_____
_____	_____	_____
_____	_____	_____
_____	_____	_____
_____	_____	_____
_____	_____	_____
_____	_____	_____
_____	_____	_____
_____	_____	_____
_____	_____	_____

WITNESS SIGNATURE: _____

$

$188 23:3

$198 22:6 24:8

$21 35:14

$21.7 34:23 35:8

$300 15:17

$33 33:6

$383 17:4 21:2

$499 13:23

$67 34:5

$77 28:15

$81 18:20 19:10 24:6

$81.3 19:9

0

003 30:17

067 30:18

088 30:23

099 31:12,23

1

100 22:20

119 17:24 18:7

119.4 18:12

125 16:5

182 18:2,8

182.7 18:13

19 12:23 16:19 20:9 25:19 33:20

198 14:14,24 15:13 21:3,8, 15 24:14

198.6 15:2

1:00 4:4

1:31 26:8

1:59 37:17

1st 8:8,9 29:14

2

20 8:12,13,17 29:17 31:1

2017 5:7,10, 19

2018 8:4,8,11 25:11 26:12

2019 5:20,21 8:4,9,11,17

2020 5:7,8,22 29:11,14,18, 21,23 30:7 32:7,12

2025 4:4

21 31:4 35:21

23 25:19 29:9

26 25:19

3

30 25:19

30- 25:18

300 15:14

32 25:9,21,22

323 16:6,9

33 15:23 17:12,14

383 17:6 18:17

383-million-dollar 18:10, 11

39.81 14:17 15:5

4

43 28:16,19

499 14:1,5,24 15:2,13

499,000 14:4, 24

5

59 16:20

7

77 28:18

8

8 30:6 36:22 37:3

8.9 15:24

81 24:11,13

81.3 18:18 21:16

9

9600 32:17 34:4

9611 34:12

9645 34:20

9900 32:23

9th 4:3

A

abides 16:11, 13

able 12:5

about 5:3,7 6:4 9:4,17 10:15 18:17 26:22 27:1,20 28:3,15,16 31:3,6 36:2 37:6

absenteeism 12:16

according 35:12

accordingly 24:7

accounted 19:23

across 17:13 27:6

activities 36:5

actual 28:1

actually 15:8 19:18 21:7 22:21

add 16:4

additional 18:14 24:8,14 34:18

adds 16:19 17:1

adjustment 16:17 17:14

adjustments 17:13,17

adopted 29:16

affirmatively 34:9

after 6:15 15:20 16:16 17:13,16 19:7 31:4

afternoon 4:17

again 19:24 21:6 22:19 36:22

against 4:22 18:9

agree 14:9 16:12 17:8 19:12 30:9

agreement 4:3

ahead 14:15

air 24:9

all 9:5,12 10:11,13 12:17 14:20, 23 15:9,12,23 16:3,4,11,15, 24 20:11,15,

17 21:22 25:8,20,22,24 26:1,5,6 27:8 29:2 30:14, 15,16 32:1 34:3,20 35:11,20,22 37:8

allocated 6:10 8:23 15:1,17, 24 16:1 21:9 28:15,16

allocates 11:1 13:14

allocating 7:8,9 11:24 12:1 27:20 35:13

allocation 11:1,5,10,12, 21 13:4,6,13, 15 14:4 16:3, 4,16,22 17:1, 3,5,15,17 18:2,12,17 21:1 25:10 26:12 27:16, 18

allocations 6:24 7:1,5,17 8:3,13,15,19 9:8,13 10:16, 20 11:18 17:6,9,10 26:13,23,24 27:6,16 28:1, 7 29:3 30:20 31:13,14,22 32:7,11 33:3 36:21 37:5

already 6:15 10:10 23:2 33:6,20

also 5:11 18:3 26:19 27:23 29:15

among 14:5

amount 7:7 8:19 22:17

amounts 8:22 26:14

analysis 11:17

analyst 6:17 12:3 36:8

analysts 12:11 36:2

and/or 12:9

annual 10:24 29:15 30:6 33:15

another 14:22 16:19 19:8

answer 21:21 22:3 25:6,14 31:18

answered 25:3

any 6:5 10:3 15:12 19:18 29:2 30:4,19, 24 31:1,21 33:23 34:12, 14,17 37:4

anybody 11:16 35:16 36:5

anymore 10:22 12:5 17:11 24:11

anything 11:13 12:7 29:5 32:24 33:2

appearing 4:24

application 19:7

applied 7:23 19:13 34:7

apply 16:14

appreciate 4:24 37:9

Appropriation 29:16 30:6

appropriation s 33:8

approximate 5:16

April 5:7,10, 19

argue 22:5

as 4:13,14 6:8 7:18 8:7,12 9:15 12:1,3, 22 14:3,19 20:24 21:2,14 25:9 26:13 29:9,15,21 32:6 33:20 34:7 35:18 36:6

ask 4:8 5:3 11:15 34:11

asked 24:23

asking 27:1

assigned 12:12 36:8,19

assistant 5:13,18 6:8

assisting 36:5

associated 15:3

assume 8:2 27:23

assuming 5:23 9:3

assumption 15:10

at 4:7 5:12,13 7:7,12 9:18 10:7 11:16 12:4,12 13:5 15:7 16:17,24 22:24 24:15 26:7,19 27:13,17 29:13 30:19, 23 31:21 33:20 35:15, 19 37:17

Atto 4:6

attorney 4:21 9:18,20,21,22

attributable 35:4

audit 27:9

August 5:7,8 29:18

authority 23:12,18 24:1

aviation 26:17 28:11

aware 11:8 19:18 27:24 29:2 34:11

awful 18:6

B

back 16:4,22 22:9,17,20 26:3 33:4,14 34:3,5,8,17

backed 15:20

backs 14:14

based 7:10 13:16 14:7,18 15:10,18 27:6 30:1

basic 5:5

basis 10:19 11:1 23:19 27:10 33:15, 16,22

Bates 25:16

became 27:24

because 18:6, 23 20:11 22:10 23:7 25:22 29:24

becomes 33:8

before 6:5 8:13 16:9 25:13 34:9 36:16

began 8:8

beginning 30:16

begins 25:16

behind 11:6

belabor 6:4 29:24

believe 16:7
below 17:7
better 5:2 27:9
between 15:13 17:9
beyond 7:10, 11 32:24
bit 10:12 25:4
book 28:24
bottom 27:17
break 26:2,9
Brenton 4:1, 12
broken 15:17
budget 5:13, 14,15,18 6:15,16 8:16 10:5 12:13 15:22 22:6 28:22 29:1,4, 10,21,23 30:11 36:3
budget allocation 18:16 22:8
budgeting 16:16
budgets 6:6, 12
Buildings 30:18
but 5:8 6:4,17, 23 7:16 9:13, 21 10:13,23 11:8,15,21,23 12:5,12 13:2, 3 14:10,15 15:7,12 16:11 17:11,12 19:21 21:7 22:11,14,18, 19 24:13 25:15,21 26:19 27:2 28:6 29:2,14 30:2 31:16,18 32:23 33:13, 19 35:9,11, 18,19,22
by 4:2,16 5:4 6:21 7:8,10 9:16 11:18 12:8,20 13:15,16 15:22 17:6 18:12,13,19 19:18 21:20 22:4,7 23:14, 17,23 25:1,5, 10 26:10 28:8 29:7,16 32:5, 15,22 33:23, 24 34:13 37:1

C

C-6 27:17
calculated 21:11 22:22 34:13 35:12
calculation 10:6,9 15:6 33:17 35:8,17
calculations 21:9
calendar 8:7
call 13:20
called 4:13 29:15
calls 21:18 22:2
came 6:14 7:22 35:9,20 37:4
capacity 6:5
capital 36:11, 12,18
case 16:7
causing 4:23
Cecily 36:13
certain 11:2 16:18 31:22
change 18:20
Chargeable 34:22
Chicago 4:22 5:4,6 6:7 11:16 14:11, 19 15:14,21 19:19,22 20:6 24:10,20 26:18
Chicago's 9:21 15:19
Christina 4:6
city 4:5,22 5:4,6,13 7:1, 21 8:20,23 9:21 10:1 11:2,3,16 12:8 13:5 14:5,10 15:14,19,21 22:20 23:24 27:13 28:8 29:11,13,16, 17 30:10,15, 19 35:4,15
City's 5:1 14:1 15:22
COC 15:16
coffers 21:8
column 13:15 14:13,16 15:16 17:6 26:19 28:19, 20
columns 16:9 17:11 18:14
come 19:8 35:10
coming 19:21 20:18 27:24
complete 25:23
concede 22:24
conceded 23:2
concluding 30:17
conclusion 4:7
concrete 14:23
conducted 4:2
confirm 15:7 16:8
consisted 10:17
continue 32:19
Continuing 23:18 25:2
contractor 10:19
contribute 8:20 14:6 21:15
contributed 21:7
contributing 14:17 20:7 22:21
contribution 13:22 14:2,18 15:19 18:10 19:14 20:2 21:16 22:1
contributions 16:17 17:2 19:18 20:19 22:15 24:4,5, 21
control 5:1
conversation 10:2
coordinating 36:3
copy 25:14 37:14
corporate 16:5,19,20,22 17:2,3 18:1, 10,11,16,20, 22,24 19:8,11 20:22,23,24 21:11,16 24:15 31:10 34:21

correct 7:3,4, 20 8:1 9:2 11:4,11 14:12,20 15:1,5,14,15, 19,20 16:1,2, 6,14,20,23 17:4,18 18:3, 18 19:15,16, 23 20:4,5,8, 13,21 21:4,5, 10,17 26:20, 21 27:14 28:17 30:11 31:14,20,24 33:9,12,15 35:13,23 37:7

correctly 4:18

corresponds 13:24

cost 7:1 10:15,20 11:1,2,5,12, 17,20 25:10 26:12,23,24 27:6 28:7 29:3 30:12,13 31:14 34:12

costs 6:9 11:10,24 13:6,14 27:21 28:23 30:10, 20,22,24 31:2,15,16 32:19 33:11 34:15,22 35:3,13,18

Could 5:16 32:13

counsel 4:8

couple 12:18 31:19

course 21:10 37:13

COURT 4:1 26:7 37:16

covered 9:14 14:7,18,20

covering 23:8

CPS 14:14,16, 17 15:1,3,13, 20 16:4 17:13,14 21:3,6,7,11 22:7,21 23:3, 8 24:14

created 12:24

creates 11:5

CROUCH 21:18 22:2 23:13,16,21 24:23 25:3, 13,18,21,24 26:5 37:11,14

custody 5:1

D

date 4:3

December 5:20,21

decide 19:3

dedicated 22:15

department 17:2 30:18,23 33:24

departments 6:12 7:2 8:23 11:2,3 12:1 16:18 26:14, 16 27:7 28:9 30:10,15 35:4 36:19

dependent 21:22

deposition 4:1,7,23 11:8 13:2

deputy 5:15, 20 6:14 12:10,13

derivation 30:24

deriving 6:6

describe 7:6 13:12

descriptions 6:2

detail 9:13

details 7:13 11:6

determined 8:22

develop 12:2

developed 6:15 9:7

developing 7:19 12:2

development 6:16 8:16 12:13

different 5:12 26:14,16

direct 30:10, 12,22

directive 23:19

directly 6:9

director 5:14, 15,18

discussed 9:18

discussion 27:19

discussions 28:3

distribution 21:12

document 12:19 13:4,5, 13 19:5,23 20:1,8,20,24 25:23 29:6,15 32:2,4,14,21 33:19,21 36:23

documents 7:12,15 10:3 12:18 13:1 35:7

doing 6:3 7:17,21,24 11:22 15:6,8 23:20

done 8:11 19:2,4 24:12 31:18

down 11:23 18:17,23 27:17 32:13, 20

duly 4:13

duplicate 11:21

during 8:15 12:13 30:18

E

e-mail 25:14 37:14

each 5:17 7:11 8:21 9:4 13:15 14:8

earlier 9:19 12:11,22 26:22 31:6,8 34:6 36:21

early 5:8,20, 21

easy 33:3

either 31:5

eliminate 30:2

else 11:13,16 12:7 29:5 32:24

employed 5:4 12:8

employee 5:6

employees 8:24 9:4 13:17 14:10, 11,19,20

employment 27:9

end 16:24 31:14,23

ends 33:7

enough 6:23 10:11 12:7 36:1 37:8

Enterprise 6:10 10:20 27:7
entire 27:12 28:4
equal 16:9 21:23
established 7:18
evaluation 11:17
even 4:24 24:11,13 28:8 35:22
event 15:12
ever 11:16 24:19 27:8,19
every 22:18
exact 33:18
EXAMINATION 4:15
examined 4:14
example 13:19
excerpts 25:10
excused 37:18
Exhibit 12:22, 23 16:19 20:9 25:9 29:9 33:20
exists 24:11
expenditure 12:15
expenses 6:18
explained 11:23

F

fact 21:14
factors 34:6
fair 6:23 7:17 8:2 10:11 11:7 12:7 27:23 36:1 37:8
fall 8:16,17
familiar 9:16 25:11
Farmer 4:21
few 6:4
final 18:15
finally 34:20
finance 31:12, 23 32:6 33:7
fine 37:15
fire 27:18 28:1
first 4:13 13:15 14:3 29:10 32:10
fiscal 8:5,6, 10,11,12,17 22:17 25:11 31:1,4 33:12
folks 36:4
following 8:20 14:13
follows 4:14
for 5:1 6:6,12, 15 7:6,24 8:2, 3,13,17,19 10:4,6,9,19 13:19,22 14:10,21 15:13,14,21 17:17 18:10 19:23 21:12, 19,24 22:1,2, 9,15,16,17,22 23:12,19 25:11 26:12 27:9,10,12, 18,23,24 28:14,22 29:11 30:3,5, 6 31:3,19 32:7 33:8,22, 24 34:15,21 35:12,14 37:9
form 13:2,4 21:18 22:18 29:14 30:7
formulas 13:3
foundation 23:16,21
four 8:21 36:2
from 5:6,11, 21 10:5,18 11:14,20 16:5 18:17 19:21 20:18 21:8,16 23:8 24:9,14 25:10 26:14 28:24 30:16 34:5,15 35:9, 10
fully 22:12
fund 6:6,7,16 7:10,11 9:5 10:6 13:16, 18,20 15:22, 24 16:1,5,19, 20,22 17:2,3, 6,9 18:1,9,10, 11,16,20,24 19:8,11,14 20:19,22,23 21:1,12,16 22:1,11,12 24:5,15 26:14,15,20 27:15 28:9, 13,15,16,19, 20 30:3,6,11, 13 31:10,11, 19 32:7 33:8 34:21,22 35:5
fund's 33:11
funding 24:17
funds 6:10,11 7:2,3 8:22,24 9:1 10:20 11:2,3,10 12:9 14:5,8 15:18 16:21 22:5,8,10,13 23:5,10 24:4, 14,17 27:7,21 28:2,12 32:23 36:7,9
funds' 30:10
further 17:17 24:3 37:9

G

gave 9:7
general 9:14 12:14 13:12 27:17,18 30:17 31:12, 23 32:7 33:1, 7
generally 7:6 9:16
gentleman 26:4
get 6:5 9:12 10:12 26:3 35:20
get allocated 18:1,3
give 5:16
given 9:4 24:13
giving 22:20
go 30:11 31:19 32:1 34:8
goes 18:23
going 5:3 6:3 8:20 9:12 11:7 12:17,21 13:23 20:3 22:19 24:16 26:3 29:24 31:17 33:7 34:3
gone 18:22
Good 4:17
goods 28:8
got 4:22 5:24 26:2
Great 37:11
Greene 36:14, 15
Greg 4:20

growth 34:6

guys 25:13,14 37:12

H

hand 4:9 30:4

Hanley 4:16, 20 12:20 21:20 23:14, 17 25:4,5,15, 20,22 26:1,6, 10 29:7 32:5 37:8,13

happened 21:7 24:20

having 4:13

header 15:7

heard 36:16

here 12:18 20:3,12,17 27:7

herein 4:13

high 9:18 10:16

how 6:10 8:22 9:4 19:2,3

however 16:8 34:15

hundred 21:7

I

idea 33:23

identify 28:10

if 12:17 16:11, 13 19:21 20:6 21:6,7,11,15 22:3,6,19,20 23:2,22 30:4 32:19,24 35:7,16 36:5

impact 21:9, 13 23:1

impacted 7:1

important 19:3

in 4:5 5:14,15, 19,22 6:5,6,7, 9,11,14,16,24 7:11,17 8:3,5, 16,17,20,24 9:4,13,14,15 10:3,12 12:10,15 13:1,11,12,17 14:6 15:11, 12,22,23 16:18,22 17:3,5,15 18:14,15 19:21,23 20:8,12,18, 20,24 22:6,17 24:10,16 27:8 28:4,18,19 29:17,19 30:5,15,19,24 31:1,2,5,8,15, 21,23 32:12, 16 33:11 34:4,12 35:19 36:5,6,21

include 11:9 14:11

includes 21:3

including 6:11 7:2 30:15

incorporated 29:3

increasing 16:5

indicates 14:4

indirect 6:9 7:1 10:15,19 26:23 28:6,22 29:3 31:8,13 32:19 34:12, 15,21 35:13, 18

individual 11:19

individuals 36:12

information 9:4,8,9 11:14 27:4 34:18

initially 7:9

Inspector 30:17

intended 35:23

intent 16:13

intention 33:10

into 9:13 10:12,21 12:4 16:19 17:2 24:16 28:22 29:4 30:11 33:7

investigate 27:10

involve 32:12

involved 6:5, 24 7:6,13 8:3 9:15 29:19 31:21 36:6,21

involvement 30:19,24 31:2,5 32:16, 24

it 6:4 7:16,22, 24 8:2,16 9:6, 15,18 10:2,12 11:15 12:5,13 13:14,20 14:3,16,23 16:5 17:14 18:16 19:2,3, 12 21:9,12, 14,15,22,24 22:1,7,22,24 23:7,8,10 24:3,19 25:16 27:23 28:22 29:20,24 32:24 33:13, 16,17 34:4,11 35:3,9,10,12, 18 36:6,22

it's 7:16 11:7 12:6 14:10 22:10 25:23 26:3 29:10,15 35:23

item 30:3 34:12,21

items 32:9

its 19:9 21:8, 12 24:1

itself 7:8 15:6 16:8 28:4

J

Jamie 25:16

January 8:8,9 29:14

job 36:17

July 5:8 29:17,18

just 6:23 10:13,16 12:14 13:12 19:2,4 25:14 26:2 33:7,13, 18 37:14

K

Kansas 4:5

Kathryn 4:21

keep 24:5

kind 12:14

knew 23:3

know 13:2 15:8 21:2 22:3 23:19,22 24:19 26:2 34:14 35:1,7, 15 36:20 37:4

knowledge 11:17

known 6:21

L

labeled 13:15

lack 5:1 27:9

land 24:12

last 6:20 36:15

late 5:8,19,21

lawsuit 4:22 9:17
learned 7:22
least 5:12 22:24
left 6:17 8:14 21:17 22:6 29:17 31:5
leftover 22:8
legal 23:11,18
Legalview 4:2
let 11:15 14:23 18:5 26:2 34:11
let's 5:5 13:11 32:1
level 9:18 10:16 16:23
levies 20:20, 21 24:1
levy 18:13,14, 23 22:9,10, 14,16,18 23:9
library 26:18 28:12
like 7:13,14 11:14 12:14, 16 13:3,4 28:11 34:17, 18
line 24:16 30:2 33:10 34:12,21
lines 32:17
listed 15:18 16:18 27:7
little 10:12 25:4
living 13:5 33:14
located 4:5
long 26:3
longer 5:1
look 13:3 24:15 34:17
looked 7:7 33:20
looking 7:12 10:7 15:7

M

made 11:18 19:18 24:21 28:22
make 9:14 10:13 14:23 15:10 27:3 30:4
making 24:4 30:19
Management 5:14,16 30:23
many 9:4
marked 10:12 12:22 25:9 29:9
math 15:8 16:8,11,13 24:12
matter 21:14
Maximus 10:19,23,24 11:5,9,12,18, 20 25:11 26:12,23 27:4,5,20 29:4 34:5,13, 15,16
maybe 28:8
me 5:16 7:6 8:2 9:23 10:16 11:15 14:15,23 17:8 18:5 19:12 23:11 26:2 27:23 30:9 32:10,11 34:11 36:4
MEABF 13:19 14:2 22:15 23:4 24:16
mean 22:7 23:12
means 5:23
meant 20:14
members 14:6 36:3
memory 7:16
mention 12:15
mentioned 12:10
met 11:19
methodology 7:18,23 10:21 27:24 28:4 35:12
Midway 26:17
million 13:23 14:5,24 15:2, 13,14,17,23, 24 16:6,20 17:4,14,24 18:2,7,8,12, 17,18,20 19:9,10 21:2, 3,8,15,16 22:6 23:3 24:6,8,14 28:15,16,18, 19 33:6 34:5, 23 35:8,14
Missouri 4:6
money 20:7 21:17
monies 19:21
monitored 6:18
monitoring 12:16
more 9:13 14:23 17:4 19:3
Mr 4:9,16,17 12:20 21:18, 20 22:2 23:13,14,16, 17,21 24:23 25:3,4,5,13, 15,18,20,21, 22,24 26:1,5, 6,10 29:7 32:5 37:8,11, 13,14
much 8:22
municipal 13:20 22:1,11 24:5
my 4:6,20 5:5 6:8 8:6 9:18 10:23 12:15 22:20 23:24 35:19 36:8

N

name 4:6,18, 20 6:20 36:16
named 4:21
names 36:15
native 12:24 13:2
need 19:22 20:8 22:12 32:11 34:8,17
needed 12:1
never 11:21 27:24
no 4:24 6:12 20:18 22:19 25:6 27:3,11 30:21 31:7 34:2 35:24 37:9
none 19:12,13
not 6:3,16,20 7:16 9:21 12:5,13 18:22 21:6 22:5 24:10,12 25:23 26:3 27:1 28:5 29:5,13,24 31:1,5,7,21 33:17 34:14 35:17,21,24
November 5:19,21
now 17:1,16 29:8,20

number 7:1 13:23 17:12 21:13 25:17 26:13 33:22 34:16

numbers 23:1 26:16 27:2,9, 10 28:21,22

O

o'clock 4:4

O'HARE 26:17

O24658 25:17

objection 21:18 22:2 23:13,21 24:23

obligation 19:9 20:4 21:3

obviously 25:23

occurred 8:15,17

October 4:3

of 4:1,3,7,22 5:1,4,6,8,14, 15,17,19,20 6:2,10,11,14 7:1,10,13 8:5, 6,17,18,21,22 9:5,15,21 10:16,17 11:2,3,10,16, 17,20 12:14, 18,24 13:4,6, 17 14:1,7,8, 11,15,17,18, 19,20,24 15:2,4,11,14, 18,19,21 16:13,18,24 17:24 18:2,7, 8,11 19:7,10, 12,13,18 20:1,20 21:3, 10,14,18 23:4 24:4 25:12,14 26:11,13 27:3,4,6,9,15, 16,17,18,19, 24 28:1,6,7, 10,20 29:2, 11,14,17,18, 20 30:2,4,6,7, 10,13,17,18, 20,22,23,24 31:22 32:9,11 33:8,10,11, 16,19,21,24 34:12,14 35:3,8,17,18, 19,20 36:2,3, 11 37:5,13

off 7:10 12:24 13:17 15:10 26:7 27:6 37:16

office 5:14,15 22:6 30:17

offices 30:11

offset 18:24

offsets 20:24

on 4:8 6:15 7:22 10:24 21:13,22 22:8,11 23:8, 12 25:4 26:3 29:14 33:15 36:12,18,21 37:3

one 5:13 8:18 12:21 14:21 20:1,20,21 25:13 27:15 32:10 34:9 37:12

ones 37:5

only 14:10 15:6

op- 12:14

operating 6:11 13:16

operations 12:15 31:7

opposed 7:18

order 10:3

ordering 37:12

orders 4:8

ordinance 10:5 23:18 29:11,16,22, 23 30:6

other 6:11 11:3 16:18 18:19 20:11, 19 21:22 22:9,10,12 23:5,10 24:4, 6,17 27:3 28:8 29:3,4 30:10 31:15, 16,22 34:4, 10,13,14,15 35:4 36:3 37:5

otherwise 20:23

our 9:17

out 14:14 15:21 22:9 29:20

outlined 17:7

over 21:17 24:1 33:18

overall 7:7 28:3

oversaw 6:17

overseeing 12:11

overtime 12:16

own 7:19 21:8

P

p.m. 4:4 26:8 37:17

page 10:5 13:12 27:17 28:18,20 29:10 30:6 36:22 37:3

paid 21:11 22:7

part 26:11 33:8 35:18 36:11

participated 8:24

particular 28:14,18 33:9

parties 4:3

payroll 9:5,9 14:7,18,20

payroll-based 9:6

PDF 15:11 37:14

PDFS 12:24

pension 6:9, 24 7:5,8,17 8:19,21 9:1, 13 10:6 13:6, 14,16 18:24 22:10,13 23:5,9,10 24:17 31:13 32:23 33:3,11 34:22 35:3

pensions 22:16 31:7

percent 13:17 14:17 15:5

percentage 14:7,19 15:18

perhaps 6:24

period 5:17 11:13 27:19

periodic 11:1

personal 9:22

pieces 35:20

place 4:8

Plaintiff's 25:9

plan 11:1,5, 12,21 14:6 25:10 26:12

plans 11:9 25:12

please 4:9 25:16

plus 14:24 15:13,23,24 16:5,6 17:24 18:2,7,8,17 21:3,8 28:16

point 35:19

police 27:16 28:1 34:1

portion 23:4 32:3 33:11 35:3

position 5:18, 20 6:8,14,17 12:10

positions 5:12,13,17

prepare 10:4 11:17

prepared 25:10

prepares 10:24 11:9,12

pretty 13:1

previously 29:9 33:21

Primarily 10:18

prior 30:1

probably 31:18

process 11:20 12:4 28:24 35:20

promotion 5:24

pronounce 4:17

prop- 20:14

property 18:7, 12 20:12,15, 20 22:9,10, 14,16 23:4,9 24:1,15,18

proportionately 7:9,10 13:16

provide 35:4

provided 24:8 27:6 28:8,11 33:24

providing 23:3

Public 14:11, 19 19:19,22 20:6 24:10,20 26:18

pull 12:18

purports 13:13

purpose 28:6, 10

purposes 20:1 22:9

pushed 16:22

Q

question 18:6 19:24 21:18 22:20

questions 5:3 6:4 37:9

quick 26:1 32:1

quote-unquote 13:5

quotes 24:9

R

raise 4:9

real 32:1

realized 29:13

reallocated 15:22

really 7:11,13 10:21,22

realm 29:20

recalculated 22:18

recall 6:20 10:7 25:2,7

recap 6:23

recognize 29:14,21 30:7 32:6

recognizing 28:7

record 4:8 26:7 37:17

recover 35:23

redistribute 23:4,9 24:17, 18

reduce 19:13 21:15 24:3,6

reduces 18:16

referenced 10:10

refers 35:1

reflected 20:8,19

reflecting 35:8

reflects 30:12

Reimburse 34:21

reimbursements 34:3

related 6:9 34:18

relates 9:15 36:6

relating 12:8

relying 23:12, 15

remain 17:9

remained 17:12

remaining 15:21 17:6 18:19 19:10 36:11

remains 17:14

remember 9:11 19:20 27:22 28:5,24 29:5 31:16 33:1,18 35:2, 6,9,17,21,22 36:15,18

remotely 4:2

repeat 14:22 19:24 20:14

rephrase 18:5

report 10:18 11:14 12:5 27:5 28:4,5, 10,20 34:5,16

REPORTER 4:1 26:7 37:16

reporting 12:16 30:7

reports 34:14

represent 4:21 12:23

representative 14:1 15:4

represented 20:24

representing 9:23

represents 14:8

required 7:7 19:10 20:2

reserve 37:11

residing 31:14

resources 23:8

responsibility 35:16

results 15:23 17:3

resume 5:12 6:2 12:15 36:1

revenue 16:21 20:3,7, 12,22 21:24 24:9 31:8,10 36:3

revenues 17:18 18:1,3, 8,9 19:7,13 20:17,18,23 31:11

review 10:3 11:20 12:14

reviewed 10:5 27:1,4

reviewing 26:23

right 4:9 9:12 10:11 12:17 14:23 15:4,9, 12,23 16:3, 11,15,24 18:21 19:1,12 20:11 21:2,14 25:8,20,22,24 26:1,5,6,19 27:8 28:14 29:2 30:14,16 31:12 32:2 33:4,13 34:3, 20 35:11,22 37:8

role 6:8 13:11 35:19 37:2

rolls 16:17

Ros 6:20 36:8

roughly 5:19 29:17

rounding 18:13

row 17:11

S

salaries 7:10 13:17

same 7:23 8:7 17:9,12 22:2 24:6 27:19 31:19

sat 11:23

satisfy 19:9 20:4

saw 36:21

say 7:17 8:7 9:20 14:21 16:9 17:22 18:22 20:2

saying 24:2,3, 7,10,13,18 34:9

says 14:16

scenario 24:10

Schedule 26:12

Schools 14:12 19:19, 22 20:6 24:10,21

Schools' 14:19

Scott 9:23 10:2 36:12,14

scroll 32:11, 13,20

scrolling 32:14,21

second 16:3, 4,16 17:10 25:13

see 12:17 14:14 15:11 17:11 24:12 26:13,15,16, 19 30:4 34:8, 16

seeing 11:14

seen 33:6

send 25:22

series 32:23

services 28:8, 11 33:24 35:5

sewer 6:6,16 7:2 9:16 11:10 12:9,12 16:1 17:9 18:2,3,8 19:14 20:13, 21 26:15,17, 20 27:15,18, 21 28:2,9,12, 16,19 30:3 31:19 33:11 36:7,9

share 14:14, 16 15:5,16, 19,20,21 16:4,20 18:19,22 21:12 22:21 23:8

shared 12:19 29:6 32:4 36:23

sheet 10:9 33:18

short 26:9

shorten 11:7

should 8:23 19:3

show 7:16 12:22 25:8 29:8,10 30:2 31:17 32:2 36:22

showing 26:11 30:5

shown 20:12, 17

signature 37:11

significantly 11:8

since 12:6 17:13

single 27:5

sir 24:8 26:11 37:9

Siverly 4:2,9, 12,17

some 5:3,5 6:2,3 7:15 16:15 17:17 23:15 30:2 34:6 35:12

somebody 9:20 19:2 35:11

something 13:10

somewhere 35:9

sorry 12:23 14:4 17:22,23 18:5 29:20

sort 9:5

source 20:7 21:24 35:14

sources 20:3, 12,19,22 22:11

speak 7:13 10:22 11:6,13 12:5 34:18 37:2

special 16:21 17:1 31:10

specific 27:2, 21 36:19

Specifics 28:4

speculation 21:19 22:2

split 15:13

spoken 37:6

spread 22:8

spreadsheet 33:14,17 34:9

spreadsheets 33:4

start 5:5 13:11

started 5:19 31:4

starting 30:23 32:10

stated 14:22

stepped 25:4

still 22:3,12

stuff 5:5 9:5 10:13

sufficient 22:11 23:7

suggesting 21:6

summaries 30:3
summary 30:5,13
supervising 36:2
support 19:11 24:16
supported 18:12,13,19
supposed 14:17
sure 9:14 10:13 14:21 27:3
sworn 4:10,14

T

take 26:1 29:20 32:10 37:14
taken 4:23
talked 10:15 26:22 33:18
talking 11:14
talks 36:2
TAN 33:1
tax 17:17,24 18:2,7,8,12, 14,23 19:7,13 20:20,21 22:9,10,14,16 23:4,9 24:1, 15,18
taxes 18:20 20:12,13 24:6
team 36:2,4, 12,18
tell 10:16 23:11 32:10 36:4
terminated 5:22
terms 6:9,11 8:5 35:19
test 7:16
testified 4:14 34:4
testify 23:22
testimony 30:1
than 17:4 19:3 29:4 31:22 34:13,15 37:5
Thank 25:24 26:5 37:16
that's 4:23 11:7 14:6 15:4 33:6
them 12:1 20:20 27:1
then 5:20 7:8 8:11,22 9:12 10:15 12:6 14:3 15:16 16:3,11,15,24 17:6 24:16 26:2 27:17 30:22 31:12, 17 32:19 34:20 36:11 37:12
theoretical 29:21
there's 16:15 17:24 18:4,7 24:13 26:20 27:3,17 31:15 34:22
these 5:17 8:3 11:9,24 12:24 17:13 20:19 21:9 23:1 25:12 26:24 27:20 30:4 32:9,11
things 6:3 8:18 13:3 21:23 24:12
think 12:15 30:1 31:18
third 17:1,5, 10,15,16
this 5:23 9:19 10:24 11:15 12:21 13:3, 10,11,12,22 16:22 19:23 20:1,2,24 21:6,13 22:18 24:10,16 25:14 26:4,15 27:2 28:14, 18,20,24 29:14,19,21, 23 30:2,7,12 32:6 33:9,10, 16,22 34:11 35:8,19 37:12
those 6:10,12 8:15,22,24 9:13 14:8 16:9,14,24 17:1 18:14 28:21 30:20, 24 31:2,13,16 32:1
though 4:24
thought 25:15
three 22:12
through 5:19, 21 32:14,21 34:17
tie 33:4,13
ties 22:17 33:14 34:5
time 4:4 5:4, 16 12:4,12 27:13,19 30:19 31:21 32:10 35:19 37:10
to 4:23 5:3,7 6:4,5,9,10,23 7:13,17,18,23 8:2,20,21,23 9:8,12,14,15 10:4,13,20,22 11:2,6,7,10, 13,16,20,21, 23 12:1,2,3,5, 8,17,21,23 13:1,6,13,23, 24 14:17 15:1,10,17,24 16:1,5,6,7,8, 14,20,22 17:22 18:1,3, 5,17,23,24 19:2,4,8,9,13, 22 20:2,3,8, 19,24 21:9, 11,16 22:9, 12,17,20 23:4,10 24:3, 5,12,14,16,17 25:8 26:3,12, 14 27:3,18, 21,23 28:1,7, 9,10,11,15, 16,24 29:8,24 30:2 31:17 32:1,3,11,20 33:4,10,14 34:3,5,6,8,16, 17,18,21,22 35:1,4,5,11, 12,20,23 36:6,22 37:2
today 4:24 10:4
today's 4:3,7
together 16:14
took 8:19
top 26:19
total 8:19 13:22 14:7, 18,20 17:3,5
transfer 33:24
tried 11:21
true 27:12
try 12:3,21
trying 19:2,4
two 5:12,13 16:9,14 32:17,23
type 27:3 33:19,21
types 25:12 27:4

U

Uh-huh 13:7,

21 17:19 22:23 33:5 34:24

under 15:16 28:19 32:17

under- 12:3

underneath 26:17

understand 5:11 10:13 12:4 14:3,16 16:17 19:1,2, 4 22:19

understanding 5:5 8:6 10:23 23:24 34:7

unwieldy 13:1

up 12:18 15:17 19:8 27:24 31:14, 23 33:7 37:4

upcoming 8:21

updated 33:15

upon 14:7,18 15:18 23:15 30:1

us 19:3 25:14

use 24:3

used 7:18 9:8 13:5 18:24 33:21 34:14

using 24:9

utilize 13:1

utilized 18:9

V

val- 28:11

value 28:7

various 8:23 14:5 15:18

very 26:3

via 4:2

W

want 9:14 10:13 16:7,8 25:8 27:3 29:8 30:2 32:3 34:16

wanted 12:3

water 6:6,15 7:2 9:15 11:10 12:9,12 15:24 17:8,13 18:2,8 19:14 20:13,21 26:14,17,20 27:15,18,21 28:2,9,12,15, 19 30:3,5,11, 13,23 32:7 33:8,11 35:5 36:6,9

water/sewer 18:14,23

waterfront 9:14

way 7:21 9:16 11:15 14:21 28:7 33:23 34:9,11

we 6:5,16 7:7 10:5 11:19 12:12 13:20 17:1 21:2 25:15,18 26:1,3 29:8 30:1 33:13, 18,21 36:21 37:11

we'll 10:12 25:22 31:18 37:14

we're 9:12 11:24 12:1 17:16 26:7 37:16

we've 12:22, 24 33:6,19

week 9:19

well 8:6,12,15 13:20 14:15 19:1 20:1 21:24 34:7,11

went 10:21 12:4

what 4:23 7:6, 14,22 9:5,15, 17 10:6,16 11:21 12:2, 22,23 13:10, 12,23 14:13, 22 15:11 18:15 20:2,14 23:19 24:7,18 25:9 26:11 29:4,8 31:3,6, 16 33:23 35:1,23 36:16 37:2

whatever 24:2 28:21

when 5:21 6:17 7:22 9:20 12:8 26:2,22 32:11

where 14:14 24:12 31:13 35:10,20

WHEREUPON 4:11

whether 24:19 33:17 36:20

which 11:6 13:19 16:17, 19 25:9 29:9 30:4 32:9,11 34:6

while 5:24 6:18 12:6 19:17 24:20

who 6:17,19 8:24 9:7,21 13:17 14:5,6 35:15 36:1,4 37:4

who's 4:22

whole 32:2 35:17

why 23:6 26:1 27:20

will 4:8 19:3 37:11

with 5:5 9:16 10:1,2 11:19 13:11 15:3 17:8 19:8,12 25:11 26:3, 16,23 27:1,4, 20 28:1 30:9, 16,17 31:15 32:10,12 36:3 37:4

within 5:1 7:11 28:5

without 7:12 11:13 15:6,7

witness 4:5, 10,13 22:4 23:23 25:1 32:15,22 37:1,18

witnesses 34:4

woman 4:21

word 5:2 27:9

would 6:12 7:12,14,16 8:2,7,11,16 11:19 12:5, 11,13 13:2, 11,15 14:1,9 15:10 16:7,8, 9,13 17:12 18:22 19:22 20:7,8,10,23 21:9,12,14, 15,17,22,24 22:5,7,8,24 23:3,6,19 24:5,11,14,18 26:24 27:12, 23 30:9 31:1, 4 32:16 33:1, 16,22 34:8, 16,17 35:10, 11,14,15,18 36:8,12,20 37:2

wouldn't 22:1,7 24:3

Y

yeah 8:10 9:10 14:15 22:14 25:18 29:19

year 8:5,6,7,8, 10,11,12,17, 21 13:22 22:17,18 25:11 27:2 28:14 31:1,4, 5 33:9,12 34:6

years 7:23 31:6,8

Yep 14:15

yes 4:19 5:10 6:1 8:10,16 9:19 13:8,9 15:3 16:10 17:20,21,22 20:10 21:4 29:23 30:8 32:8 36:15 37:13

yourself 32:12 37:6

Z

zero 21:16

EXHIBIT 2.M

ESTIMATED FULL VALUE OF REAL PROPERTY IN COOK COUNTY:

2013-2022



THE CIVIC FEDERATION

NOVEMBER 19, 2024

PLAINTIFF'S EXHIBIT
38

MAJOR FINDINGS

This report provides an estimate of the full market value of property in Cook County between tax years 2013 and 2022 using data provided by the Cook County Assessor's Office and the Illinois Department of Revenue. Data to estimate the full value of real estate in 2023 and 2024 using this report's methodology will not be available for several years.

The full market value of real estate in Cook County was nearly $757 billion in tax assessment year 2022. Tax year 2022 is the most recent year for which data are available. The 2022 full value estimate represents an increase of $61.8 billion, or 8.9%, from the 2021 estimated full value and an increase of $296.8 billion, or 64.6% from 2013. Tax year 2022 is only the second year since 2006 that the full value of property has met or exceeded 2006 levels. Prior to 2006, the estimated full value of real estate in the City of Chicago and suburbs grew every year going back to at least 1995. In 2007 real estate values began to decline, hitting a low point in 2012. Since 2013, the estimated full values of all three triads have maintained an upward trend. The values decreased briefly in 2020, primarily as a result of COVID adjustments implemented by the Assessor, but increased again in 2021 and 2022.

In addition to Cook County as a whole, the report also estimates the full market value of real estate in the City of Chicago, North Cook County suburbs and South Cook County suburbs.[1] The estimated full market value of real estate in the City of Chicago increased by 8.3% in tax assessment year 2022, while the Northwest and Southwest suburbs experienced increases of 9.3% and 9.8%, respectively. The report also breaks down the estimated full value of property by assessment class for Chicago and the suburbs and for the County as a whole.

METHODOLOGY

The full value of property is estimated using two sources of data: 1) the total assessed value of property as reported by the Cook County Assessor's Office in the Cook County Final Abstract of Assessment and 2) the median[2] level of assessment reported by the Illinois Department of Revenue (IDOR) in the Assessment/Sales Ratio Study.

The Assessment/Sales Ratio Study collects data on property sales and calculates the ratio of assessed values to sales values. If additional data is submitted by the County Assessor or Board of Review after the initial data were collected[3], a median assessment/sales ratio for an assessment year is computed, as well as an adjusted median ratio. This median ratio is commonly referred to as the "median level of assessment." The Department of Revenue calculates median levels of assessment for Class 1 (vacant land), Class 2 (residential), Class 3 (apartments), Class 5a (commercial) and Class 5b (industrial) properties. County ordinance

---

[1] See the Appendix for a map of the Cook County townships by triad assessment district.

[2] The median is found by ranking the individual assessment ratios in ascending or descending order and counting downward until the middle value is reached. If an even number of ratios is found, the two middle ratios are averaged to calculate the median.

[3] For more information on assessment/sales ratios, see "Publication 136: Property Assessment and Equalization," Illinois Department of Revenue, April 2016, https://www2.illinois.gov/rev/research/publications/pubs/Documents/pub-136.pdf.

requires that these classes be assessed at the following levels for tax year 2019: Class 1–10%, Class 2–10%, Class 3–10%, Class 5a–25% and Class 5b–25%.[4]

Special note should be taken that the Department of Revenue's ratio studies indicate a high coefficient of dispersion for vacant land, commercial assessments, and industrial assessments, which means there is likely to be wide variation within these classes from the calculated median for individual properties whose reported sale prices were included in the study. This has implications with regard to the uniformity of assessment for those types of properties, which is important to note for equitable taxation.[5]

The Civic Federation estimates the full value of property by dividing the median level of assessment (or adjusted median when available) into the total assessed value of for each class of property. In those classes for which there is not enough sales data for the Department of Revenue to calculate an adjusted median, the ordinance level or Total County Adjusted Median ratio is used.[6] The full value estimate does not include state-assessed properties[7] or properties that are exempt from real estate taxes.

TIMING AND LIMITATIONS

The Cook County Final Abstract of Assessment is typically published in the spring or summer following the assessment year (e.g., the 2022 Final Abstract was published in August 2023). The Assessment/Sales Ratio Study for Cook County is typically released in the spring or summer two years following the assessment year (e.g., the 2022 Assessment/Sales Ratio Study for Cook County was released in spring of 2024).

Readers should note that the trends identified in this report do not necessarily apply to Individual properties. This is because 1) they are estimates, and 2) they reflect medians, which by their nature do not represent the individual experience of every property.

---

[4] These levels were effective starting with tax year 2009, pursuant to Cook County Ordinance 08-O-51 passed in September 2008. Class 3 declined to 13% in 2010 and 10% in 2011 and thereafter. Previous levels were: Class 1–22%, Class 2–16%, Class 3–26%, Class 5a–38% and Class 5b–36%.

[5] See Civic Federation, "The Cook County Property Tax System and Fundamental Principals of Taxation," November 22, 2010, for more information about uniformity of assessment in the Cook County property tax system.

[6] Previously, the Department of Revenue did not provide assessment/sales ratio statistics for property classes with fewer than 25 usable property transactions. In 2010 the Department of Revenue responded to requests from the public by providing median levels of assessment and other statistics for property classes with low numbers of usable transactions. However, because statistical analysis of a small number of observations produces less reliable results, the Civic Federation continues to use the Total County Adjusted Median ratio to calculate the estimated full value of properties in property classes with small numbers of transactions. For the 2019 Assessment Sales Ratio Study, there were insufficient data to calculate an adjusted median for Class 3 properties in Triad 2 and Class 5b properties in Triads 1 and 3. For more on how small samples make statistical analysis less reliable, see International Association of Assessing Officers, *Standard on Ratio Studies*, (Kansas City, 2013), p. 16. Available at https://www.iaao.org/media/standards/Standard_on_Ratio_Studies.pdf.

[7] The Illinois Department of Revenue assesses pollution control facilities, low sulfur dioxide coal fueled devices, railroad operating property and water treatment facilities.

Estimated Full Value:

2022 Cook County Property Taxes Payable in 2023*

Prepared by the Civic Federation

Sources: Cook County Assessor's Office, Illinois Department of Revenue

City of Chicago

Class	Final Assessment	IDOR A/S Ratio**	Full Value
1 Vacant	$ 229,358,320	0.0860	$ 2,666,957,209
2 Residential	$ 21,281,456,826	0.0823	$ 258,583,922,552
3 Apartment	$ 3,512,465,496	0.0776	$ 45,263,730,619
4 Non-Profit†	$ 82,774,902	0.2000	$ 413,874,510
5a Commercial	$ 14,357,501,393	0.2085	$ 68,860,917,952
5b Industrial‡	$ 1,452,437,005	0.1850	$ 7,851,010,838
6 New&Abate Ind†	$ 147,409,960	0.10	$ 1,474,099,600.00
7 Comm Dev†	$ 240,600,499	0.10	$ 2,406,004,990
8 Incentive†	$ 3,964,156	0.10	$ 39,641,560
9 Incentive†	$ 80,485,986	0.10	$ 804,859,860
Total	**$ 41,388,454,543**		**$ 388,365,019,689**

Cook County Suburbs - Southwest

Class	Final Assessment	IDOR A/S Ratio**	Full Value
1 Vacant	$ 119,470,041	0.0563	$ 2,122,025,595
2 Residential	$ 7,948,363,171	0.0648	$ 122,659,925,478
3 Apartment	$ 335,675,234	0.0633	$ 5,302,926,288
4 Non-Profit†	$ 12,207,894	0.20	$ 61,039,470
5a Commercial	$ 2,177,745,654	0.2010	$ 10,834,555,493
5b Industrial‡	$ 770,969,160	0.1850	$ 4,167,400,865
6 New&Abate Ind†	$ 192,075,334	0.10	$ 1,920,753,340
7 Comm Dev†	$ 10,025,164	0.10	$ 100,251,640
8 Incentive†	$ 127,501,198	0.10	$ 1,275,011,980
9 Incentive†	$ 11,459,422	0.10	$ 114,594,220
Total	**$ 11,705,492,272**		**$ 148,558,484,368**

Cook County Suburbs - Northwest

Class	Final Assessment	IDOR A/S Ratio**	Full Value
1 Vacant	$ 103,507,692	0.0605	$ 1,710,870,942
2 Residential	$ 15,017,165,584	0.0868	$ 173,008,820,092
3 Apartment‡	$ 733,719,848	0.0678	$ 10,821,826,667
4 Non-Profit†	$ 32,351,715	0.20	$ 161,758,575
5a Commercial	$ 4,601,477,991	0.2121	$ 21,694,851,443
5b Industrial	$ 1,665,307,443	0.2043	$ 8,151,284,596
6 New&Abate Ind†	$ 391,314,455	0.10	$ 3,913,144,550
7 Comm Dev†	$ 25,732,910	0.10	$ 257,329,100
8 Incentive†	$ -	0.10	$ -
9 Incentive†	$ 6,493,933	0.10	$ 64,939,330
Total	**$ 22,577,071,571**		**$ 219,784,825,295**

Cook County Total

Class	Final Assessment	IDOR A/S Ratio***	Full Value
1 Vacant	$ 452,336,053		$ 6,499,853,746
2 Residential	$ 44,246,985,581		$ 554,252,668,122
3 Apartment	$ 4,581,860,578		$ 61,388,483,573
4 Non-Profit	$ 127,334,511		$ 636,672,555
5a Commercial	$ 21,136,725,038		$ 101,390,324,887
5b Industrial	$ 3,888,713,608		$ 20,169,696,299
6 New&Abate Ind	$ 730,799,749		$ 7,307,997,490
7 Comm Dev	$ 276,358,573		$ 2,763,585,730
8 Incentive	$ 131,465,354		$ 1,314,653,540
9 Incentive	$ 98,439,341		$ 984,393,410
Total	**$ 75,671,018,386**		**$ 756,708,329,353**

* Does not include values for Railroad, Pollution Control or the part of O'Hare Airport located in DuPage County.

**IDOR Assessment/Sales Ratios adjusted through 2022 Board of Review (most recent available).

***IDOR Assessment/Sales Ratio from each triad (City of Chicago, Cook County Suburbs - Northwest and Cook County Suburbs - Southwest) used and full values totaled to arrive at County full value.

†IDoR does not calculate an assessment ratio for this class, uses ordinance level of assessment.

‡Due to insufficient sales data available, uses the Total County Adjusted Median IDOR ratio.

Estimated Full Value of Property in Cook County: 2013-2022*

	City of Chicago	Northwest Suburbs	Southwest Suburbs	Total Cook County
2013	$ 236,695,475,114	$ 140,415,199,738	$ 82,749,921,821	**$ 459,860,596,673**
2014	**$ 255,639,792,047**	**$ 154,355,356,178**	**$ 89,141,405,861**	**$ 499,136,554,087**
2015	$ 278,027,604,450	$ 157,993,103,961	$ 92,822,550,554	**$ 528,843,258,965**
2016	**$ 293,121,793,245**	**$ 168,157,287,947**	**$ 98,406,078,747**	**$ 559,685,159,940**
2017	$ 306,074,350,561	$ 174,356,280,131	$ 104,861,145,614	**$ 585,291,776,306**
2018	**$ 323,201,137,135**	**$ 178,927,179,929**	**$ 107,543,838,828**	**$ 609,672,155,892**
2019	$ 335,856,711,215	$ 186,359,226,674	$ 112,660,318,727	**$ 634,876,256,616**
2020	**$ 334,792,009,036**	**$ 177,773,307,278**	**$ 118,658,786,511**	**$ 631,224,102,825**
2021	$ 358,461,809,309	$ 201,104,450,501	$ 135,300,168,709	**$ 694,866,428,519**
2022	**$ 388,365,019,689**	**$ 219,784,825,295**	**$ 148,558,484,368**	**$ 756,708,329,353**
10-Year Change	**$ 151,669,544,576**	**$ 79,369,625,557**	**$ 65,808,562,547**	**$ 296,847,732,680**

Note: Minimal differences in totals may occur due to rounding. Figures are calculated by the Civic Federation using the assessed values and assessment/sales ratio medians for each respective year.

* Does not include values for Railroad, Pollution Control or the part of O'Hare Airport located in DuPage County.

Source: Cook County Assessor's Office and Illinois Department of Revenue.

Annual Percent Change in Estimated Full Value of Property in Cook County: 2013-2022*

	City of Chicago	Northwest Suburbs	Southwest Suburbs	Total Cook County
2013	14.4%	10.3%	3.2%	**11.0%**
2014	8.0%	9.9%	7.7%	**8.5%**
2015	8.8%	2.4%	4.1%	**6.0%**
2016	5.4%	6.4%	6.0%	**5.8%**
2017	4.4%	3.7%	6.6%	**4.6%**
2018	5.6%	2.6%	2.6%	**4.2%**
2019	3.9%	4.2%	4.8%	**4.1%**
2020	-0.3%	-4.6%	5.3%	**-0.6%**
2021	7.1%	13.1%	14.0%	**10.1%**
2022	8.3%	9.3%	9.8%	**8.9%**
10-Year Change	**64.1%**	**56.5%**	**79.5%**	**64.6%**

Note: Minimal differences in totals may occur due to rounding. Figures are calculated by the Civic Federation using the assessed values and assessment/sales ratio medians for each respective year.

* Does not include values for Railroad, Pollution Control or the part of O'Hare Airport located in DuPage County.

Source: Cook County Assessor's Office and Illinois Department of Revenue.

Ten-Year Percent Change in Estimated Full Value of Real Property by Class: Cook County 2013-2022*

	City of Chicago	Northwest Suburbs	Southwest Suburbs	Total Cook County
Class 2 (Residential)	52.6%	54.7%	82.9%	59.1%
Class 5a (Commercial)	57.0%	26.9%	42.2%	47.8%
Class 5b (Industrial)	81.3%	62.7%	33.3%	61.8%
All Other Classes	179.3%	160.1%	120.5%	165.6%
Total All Classes	**64.1%**	**56.5%**	**79.5%**	**64.6%**

Note: Minimal differences in totals may occur due to rounding. Figures are calculated by the Civic Federation using the assessed values and assessment/sales ratio medians for each respective year.

* Does not include values for Railroad, Pollution Control or the part of O'Hare Airport located in DuPage County.

Source: Cook County Assessor's Office and Illinois Department of Revenue.

Estimated Full Value of Cook County Real Property: 2013-2022
($ in billions)

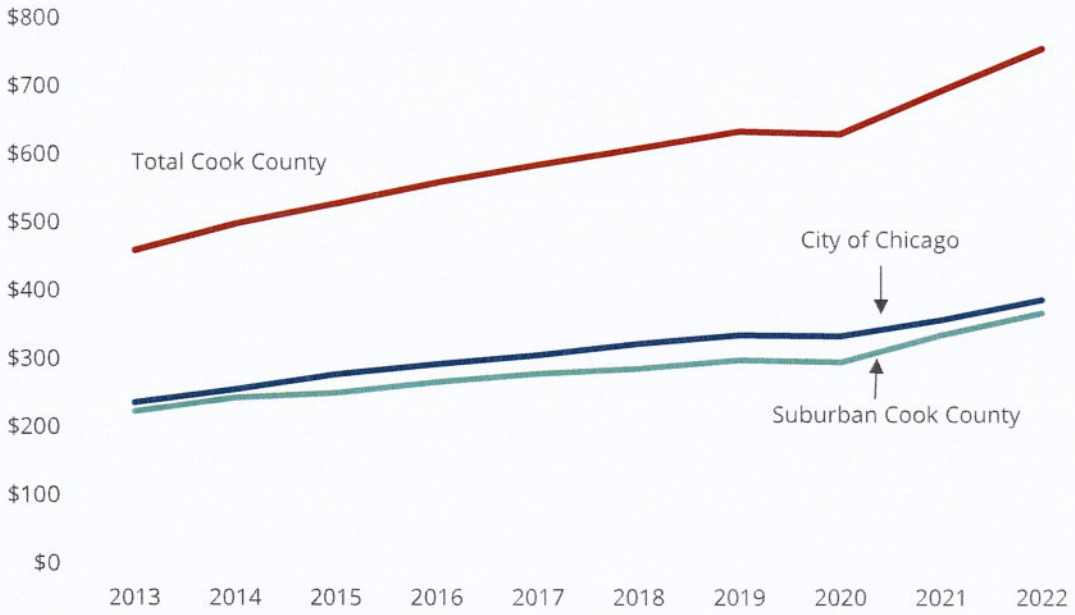

Source: Assessed Value (Cook County Assessor's Office) and Assessment/Sales Ratio Studies (Illinois Department of Revenue) data from the same year.

City of Chicago Triad Estimated Full Value: 2013-2022 (in $ billions)

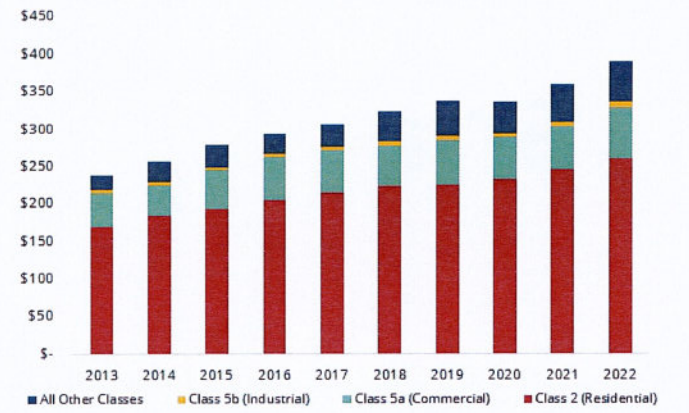

Source: Assessed Value (Cook County Assessor's Office) and Assessment Sales/Ratio Studies (Illinois Department of Revenue) data from the same year.

Northwest Suburbs Triad Estimated Full Value: 2013-2022 (in $ billions)

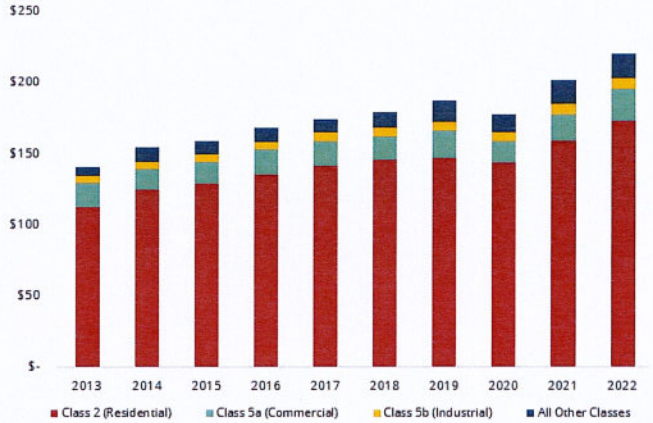

Source: Assessed Value (Cook County Assessor's Office) and Assessment Sales/Ratio Studies (Illinois Department of Revenue) data from the same year.

Southwest Suburbs Triad Estimated Full Value: 2013-2022 (in $ billions)

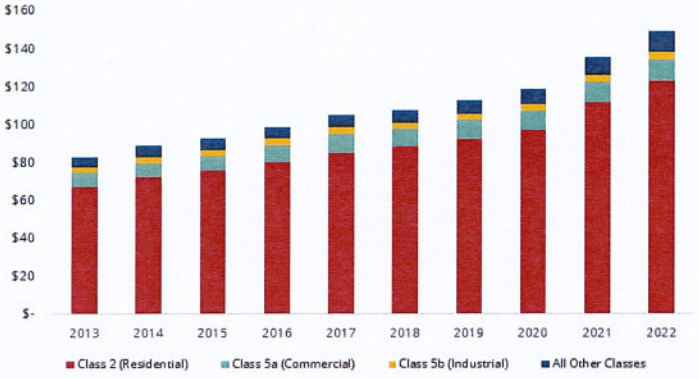

Source: Assessed Value (Cook County Assessor's Office) and Assessment Sales/Ratio Studies (Illinois Department of Revenue) data from the same year.

Total Cook County Estimated Full Value: 2013-2022 (in $ billions)

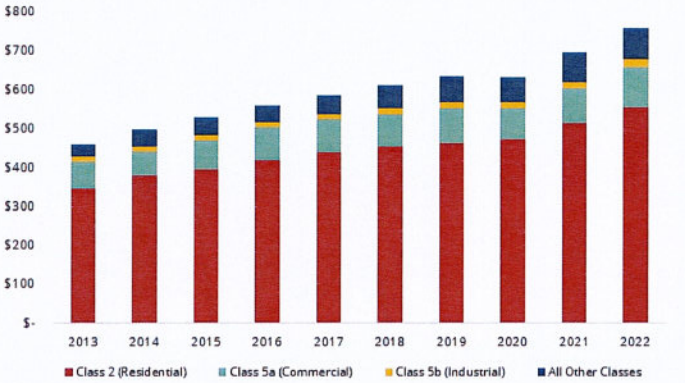

Source: Assessed Value (Cook County Assessor's Office) and Assessment Sales/Ratio Studies (Illinois Department of Revenue) data from the same year.

2022 City of Chicago Triad Estimated Full Value by Class as a % of Total (in $ millions)

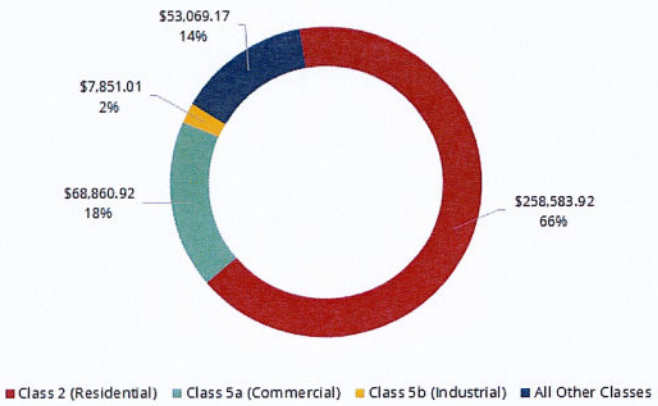

2022 Northwest Suburbs Triad Estimated Full Value by Class as a % of Total (in $ millions)

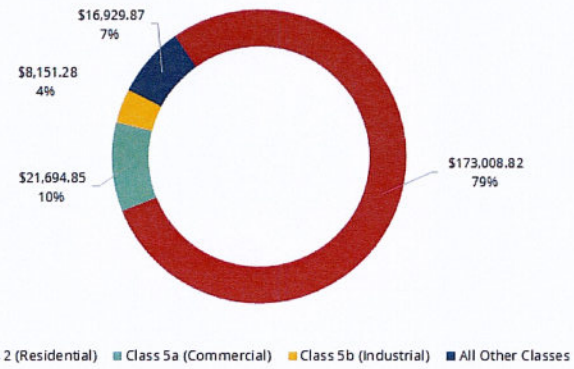

2022 Southwest Suburbs Triad Estimated Full Value by Class as a % of Total (in $ millions)

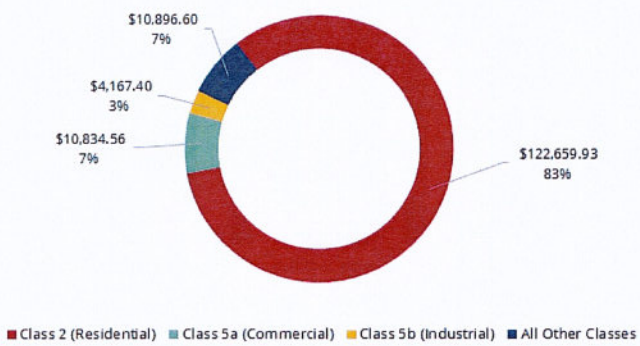

2022 Cook County Estimated Full Value by Class as a % of Total (in $ millions)

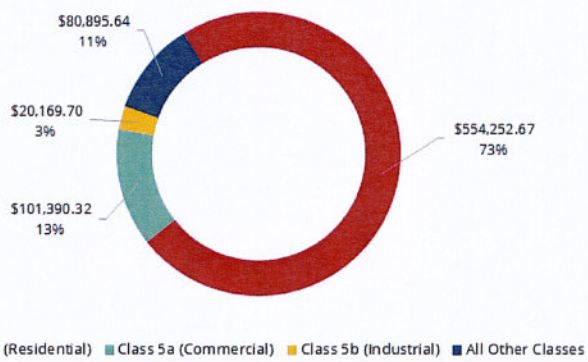

City of Chicago Triad Estimated Full Value by Class as % of Total: 2013-2022

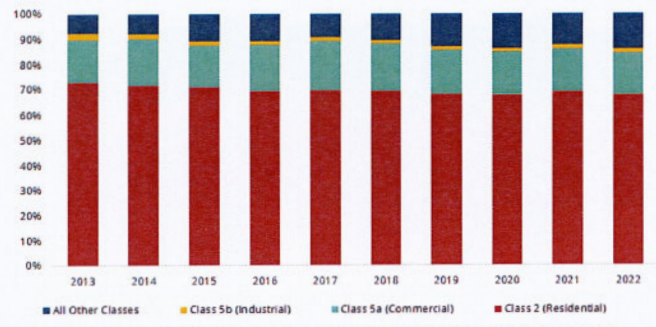

Sources: Assessed Value (Cook County Assessor's Office) and Assessment Sales/Ratio Studies (Illinois Department of Revenue) data from the same year).

Northwest Suburbs Triad Estimated Full Value by Class as % of Total: 2013-2022

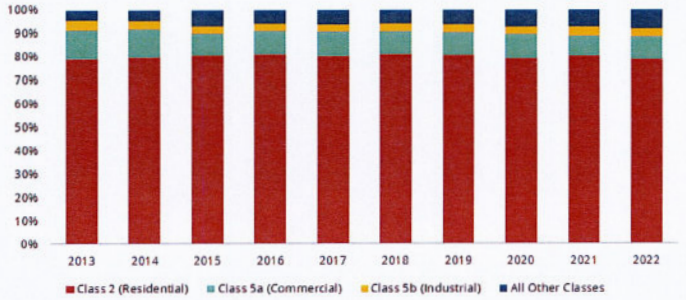

Sources: Assessed Value (Cook County Assessor's Office) and Assessment Sales/Ratio Studies (Illinois Department of Revenue) data from the same year.

Southwest Suburbs Triad Estimated Full Value by Class as % of Total: 2013-2022

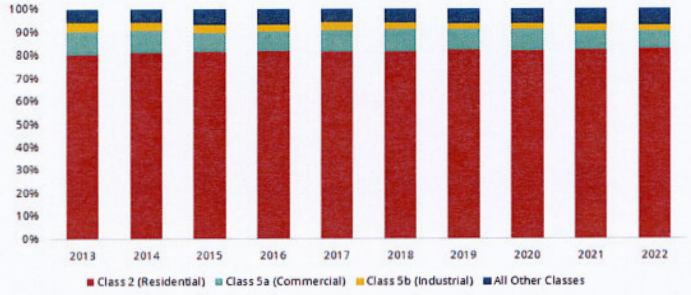

Sources: Assessed Value (Cook County Assessor's Office) and Assessment Sales/Ratio Studies (Illinois Department of Revenue) data from the same year.

Cook County Total Estimated Full Value by Class as % of Total: 2013-2022

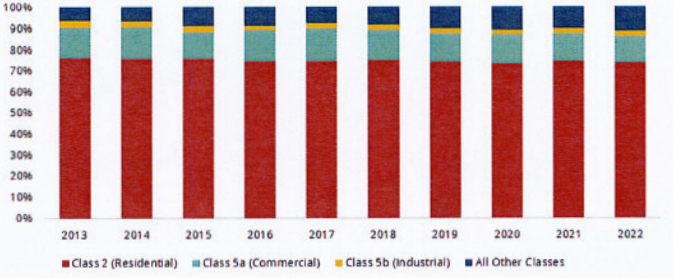

Sources: Assessed Value (Cook County Assessor's Office) and Assessment Sales/Ratio Studies (Illinois Department of Revenue) data from the same year.

2022 City of Chicago Triad Assessed Value by Class as a % of Total (in $ millions)

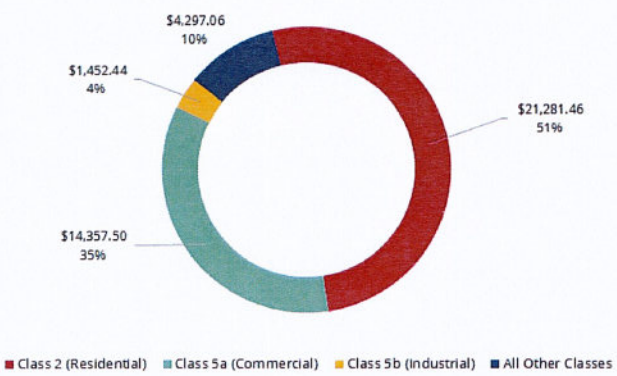

2022 Northwest Suburbs Triad Assessed Value by Class as a % of Total (in $ millions)

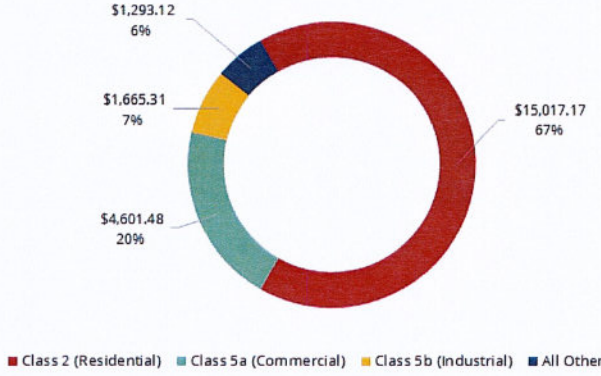

2022 Southwest Suburbs Triad Assessed Value by Class as a % of Total (in $ millions)

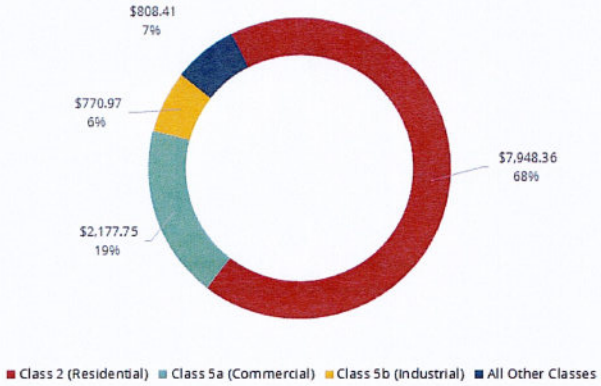

2022 Cook County Assessed Value by Class as a % of Total (in $ millions)

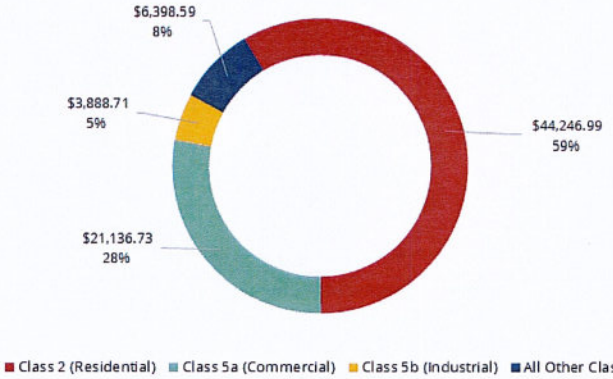

City of Chicago Triad Assessed Value by Class as % of Total: 2013-2022

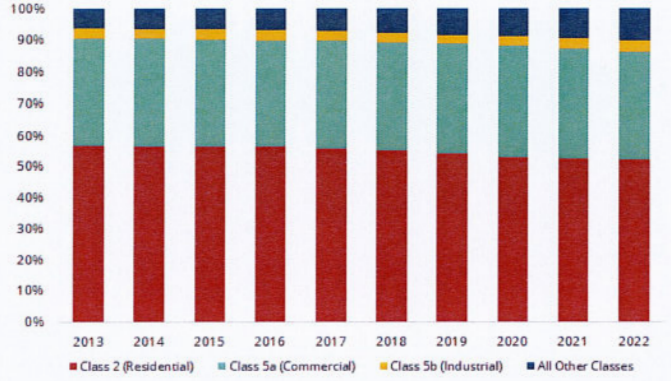

Sources: Assessed Value (Cook County Assesssor's Office) and Assessment Sales/Ratio Studies (Illinois Department of Revenue) data from the same year.

Northwest Suburbs Triad Assessed Value by Class as % of Total: 2013-2022

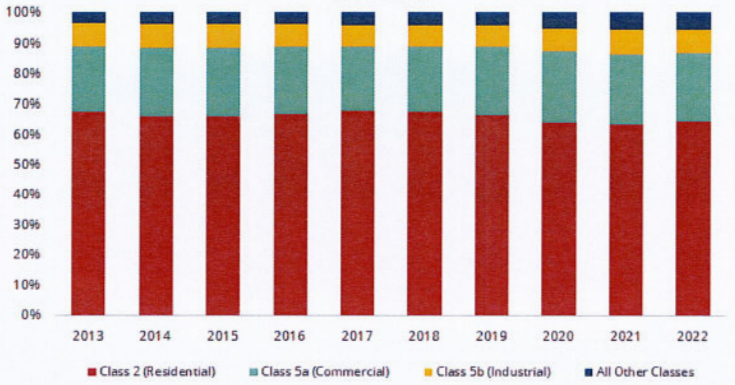

Sources: Assessed Value (Cook County Assessor's Office) and Assessment Sales/Ratio Studies (Illinois Department of Revenue) data from the same year.

Southwest Suburbs Triad Assessed Value By Class as % of Total: 2013-2022

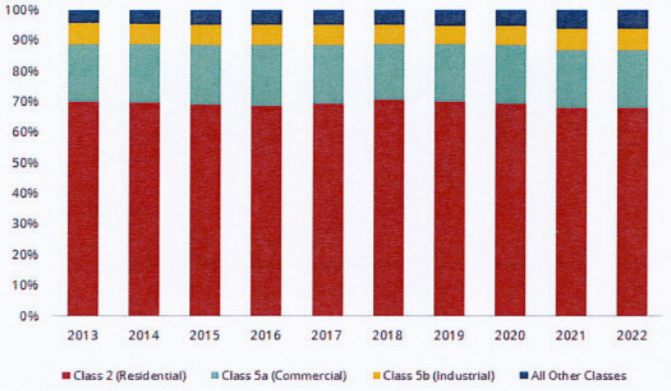

Sources: Assessed Value (Cook County Assessor's Office) and Assessment Sales/Ratio Studies (Illinois Department of Revenue) data from the same year.

Cook County Total Assessed Value By Class as % of Total: 2013-2022

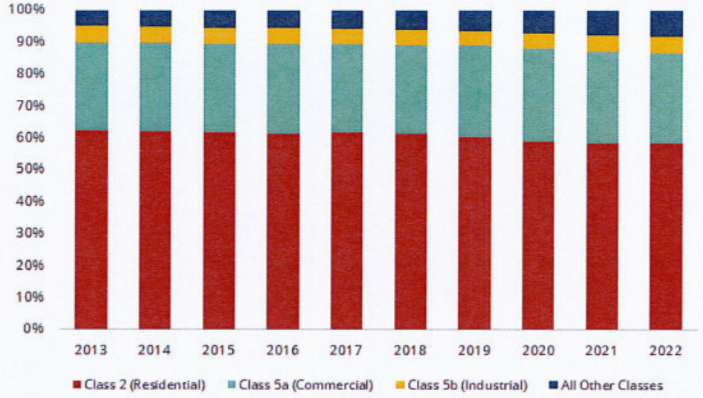

Sources: Assessed Value (Cook County Assessor's Office) and Assessment Sales/Ratio Studies (Illinois Department of Revenue) data from the same year.

APPENDIX

Cook County Assessment Townships

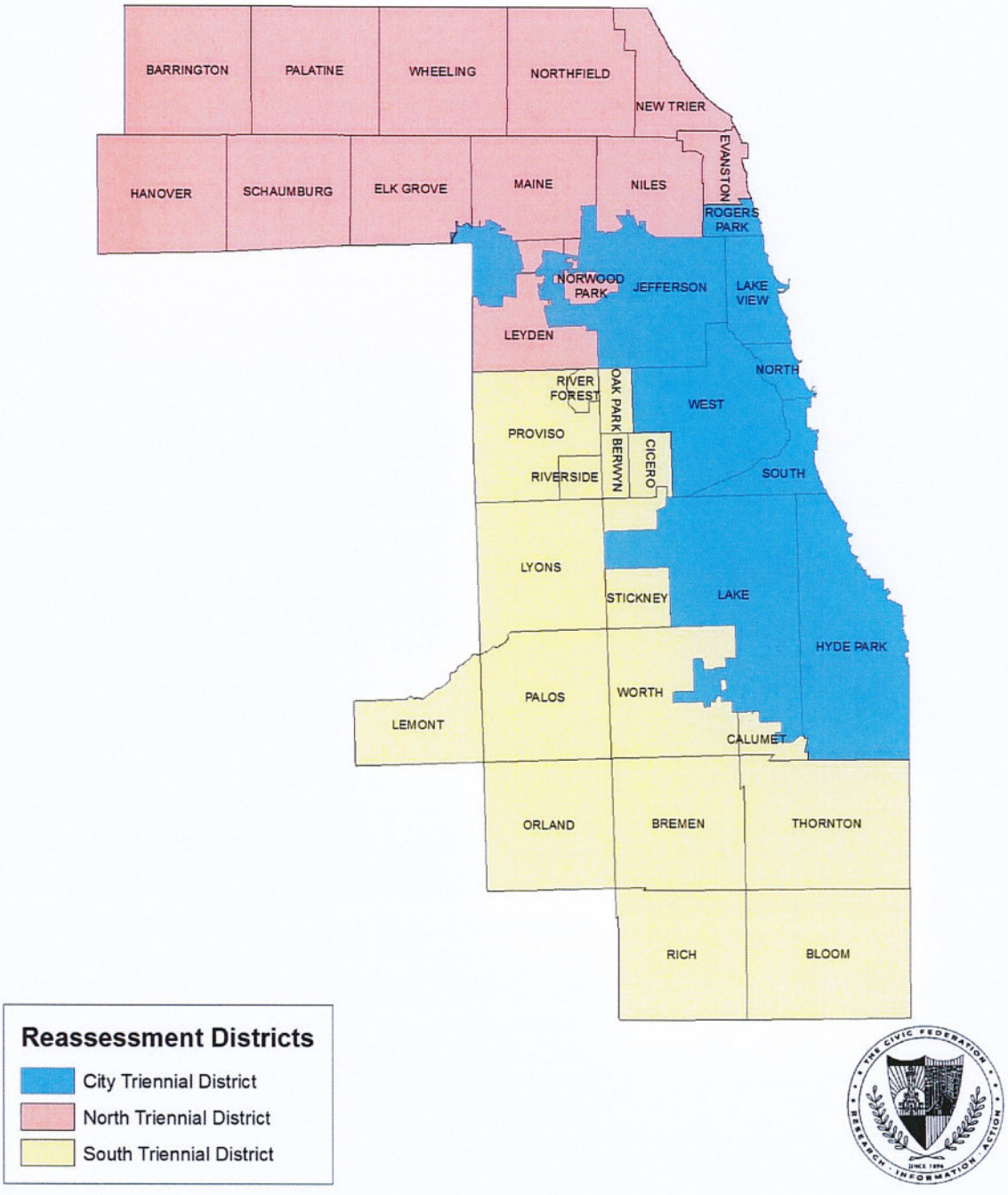

EXHIBIT 2.N

City of Chicago
Department of Water Management
Water Fund

Annual Comprehensive Financial Report
For the Years Ended December 31, 2020 and 2019

Lori E. Lightfoot, Mayor
Jennie Huang Bennett, Chief Financial Officer
Reshma Soni, City Comptroller
Andrea Cheng, Commissioner

PLAINTIFF'S EXHIBIT 26

Water Fund

An Enterprise Fund of
The City of Chicago

Annual Comprehensive Financial Report
For the Years Ended December 31, 2020 and 2019

Prepared By:
The Department of Water Management
Bureau of Administrative Support

2020 ANNUAL COMPREHENSIVE FINANCIAL REPORT OF THE CHICAGO WATER FUND

TABLE OF CONTENTS

PART I – INTRODUCTORY SECTION

Letter of Transmittal 1
Certificate of Achievement for Financial Reporting 7
Organizational Chart/List of Principal Officials 8

PART II – FINANCIAL SECTION
Independent Auditors' Report and Financial Statements

Independent Auditors' Report 9
Management's Discussion and Analysis 12

BASIC FINANCIAL STATEMENTS

Statement of Net Position 21
Statements of Revenues, Expenses, and Changes in Net Position 22
Statements of Cash Flows 23
Notes to Basic Financial Statements 25

REQUIRED SUPPLEMENTARY INFORMATION

Schedule of Changes in the Net Pension Liability and Related Ratios 50
Schedule of Contributions 52

ADDITIONAL INFORMATION

Schedule of Utility Plant, Year Ended December 31, 2020 54

PART III – STATISTICAL SECTION
(Unaudited)

Changes in Net Position, Ten Years Ended December 31, 2020 56
Net Position by Components, Ten Years Ended December 31, 2020 57
Historical Financial Operations, Ten Years Ended December 31, 2020 58
Water System Accounts, Ten Years Ended December 31, 2020 59
Ten Largest Suburban Customers for the Year Ended December 31, 2020 60
Revenue Bond Coverage, Ten Years Ended December 31, 2020 61
Long Term Debt, Ten Years Ended December 31, 2020 62
Capital Improvement Program, 2021–2025 63
Water System Pumpage and Capacity, Ten Years Ended December 31, 2020 64
Miscellaneous Statistical Data, Two Years Ended December 31, 2020 65
Operating Information by Function, Ten Years Ended December 31, 2020 66
Population of Service Area, Last Five Census Periods, 1980–2020 67
Principal Employers (Non-Government) for the Year Ended December 31, 2020 68
Population and Income Statistics, Ten Years Ended December 31, 2020 69

PART I

INTRODUCTORY SECTION

DEPARTMENT OF WATER MANAGEMENT

CITY OF CHICAGO

June 30, 2021

To the Honorable Mayor Lori E. Lightfoot
Members of the City Council and Citizens of the City of Chicago:

I am pleased to submit to you the Annual Comprehensive Financial Report (ACFR) for the City of Chicago Department of Water Management, Water Fund, for the year ended December 31, 2020. Responsibility for both the accuracy of the data and completeness and fairness of the presentation, including all disclosures, rests with management. The purpose of the ACFR is to provide complete and accurate information, which complies with the requirements of the Municipal Code of the City of Chicago.

The financial section includes management's discussion and analysis (M D & A). This letter of transmittal is designed to complement the M D & A and should be read in conjunction with it.

REPORTING ENTITY

The Department of Water Management has been accounted for as a separate enterprise fund of the City of Chicago (City) which operates and maintains the City's water system. Effective January 1, 2003, the Water Department merged with the Sewer Department to form the Department of Water Management. The water system treats and distributes water to the City's residential and commercial businesses, and suburban customers. The water system provides water intake, filtration and treatment. Water is then distributed through over 4,295 miles of mains which covers a service area of roughly 806 square miles and is inhabited by approximately 5.3 million people or 44% of the State of Illinois.

ECONOMIC CONDITION AND OUTLOOK

Department of Water Management's primary source of revenue is a water service charge which is set by City ordinance. The water service charge covers the costs of operations, maintenance and debt service.

As of January 1, 2020, the metered water rate is set at $29.73 per 1,000 cubic feet or $3.98 per 1,000 gallons. The metered rate is also applicable to the system's suburban customers. It is not expected that there will be a significant change in the population, either industrial or suburban that would lead to a significant change in revenues. Effective June 1, 2020 the rate was increased to $30.46 per 1,000 cubic feet or $4.08 per 1,000 gallons.

MAJOR INITIATIVE

The Department of Water Management's, Water Division's Five-Year Capital Improvement Program (CIP) for the years 2021 – 2025 is forecasted to be approximately $1.6 billion. The CIP addresses the renewal and replacement of the Water System's infrastructure and continues to focus on three major areas: purification plants, pumping stations, and water distribution system.

The primary capital expenditures are for the annual water main replacement program. The department is planning to continue water main installation; however, the department is currently evaluating the mileage of water mains to be replaced in 2021. After carefully reviewing the project locations, and in anticipation of the private drain pilot study results, the 2021 goals for capital construction will be finalized based on the findings. There are approximately 380,000 lead water service lines within the City of Chicago. DWM has launched 3 programs to replace lead service lines, the Homeowner-initiated Program and Equity Program. Additionally, they are working on a pilot program to assess the cost and method of replacing lead service lines alongside water main replacement.

The MeterSave Program will target installation of meters and automatic meter reading devices to non-metered customers on a volunteer basis. The department is currently running a pilot program using ultrasonic water meters. Upon completion of the pilot, new annual targets will be determined based on the outcome.

The CIP includes work for the rehabilitation and upgrade of the two purification plants. The work will include switching of the phosphate feed system to optimize corrosion control replacement of outdated boiler systems; filter underdrain replacement; and filter building roof replacement at the Sawyer Water Purification Plant. At the Jardine Water Purification Plant work will include the medium voltage electrical switchgear upgrade switching of the phosphate feed system to optimize corrosion control; repair and replace filter building actuator and valves; HVAC improvements; the upgrade of existing sediment pumping system; and installation of a new sediment force main.

The 5-year CIP also includes design and construction work on three of the departments' steam powered pumping stations to convert them to electric power. During this period, construction will continue on the Central Park Pumping Station project, and the Western Avenue Pumping Station and Mayfair Pumping Station projects will be in the design phase. Additionally, the 5-year CIP includes work for upgrades of pumps and motors at various existing electric powered stations.

The Department of Water Management may revise the list of specific improvements and revise cost allocations among improvements, as well as make substitutions to meet current needs and to provide for the most efficient operation of the Water System. In all, the 5-year CIP Program is annually updated to ensure continued economic and reliable delivery of water to all customers.

Utility Billing Relief - During the summer of 2020, the City launched the Utility Billing Relief Program (UBR) to provide low-income City of Chicago residents with a reduced rate on their water, sewer and water-sewer tax as well as debt relief for those who demonstrate they can manage the reduced rate bills for one year. The program allows a 50% reduced rate on water, sewer and water-sewer tax; no late payment penalties or debt collection activity including water shut-off and debt forgiveness after successfully completing one year with no past due balance for those who meet the eligibility requirements. The UBR program is part of a series of reforms pursued by Mayor Lightfoot and the City Council to address regressive fines, fees and billing practices that have disproportionately created hardships for vulnerable residents. In addition, to address the financial impact of the COVID-19 pandemic, the City offered deferrals on utility bills during the months of April-July with payments deferred to August 1. This provided much needed relief for residents

without impacting the revenues for the Water Fund during 2020.

PROPRIETARY OPERATIONS

The Department of Water Management, Water Fund, is responsible for implementing and maintaining an internal control structure to ensure the integrity of the Water Fund's operations and to allow for the preparation of financial statements in conformity with accounting principles generally accepted in the United States of America. The internal control structure is designed to provide reasonable, rather than absolute assurance that the assets, resources and operations of the Department of Water Management, Water Fund, are handled in a manner that protects against waste, theft or neglect that may hinder or impair the financial operations of the Fund and are free from any material misstatements. This objective is being met by adequate supervision of employees, segregation of duties and multiple approval and budgetary controls over all expenditures.

The Water Fund's budget is developed and implemented along with the City's annual budget based upon an analysis of its historical operations and maintenance costs. The Commissioner of the Department of Water Management recommends the final proposed budget to the Budget Director. After approval by the Budget Director, the proposed budget is recommended to the Mayor for submission to the City Council for its approval following public hearings.

The budget process is designed to ensure that Department of Water Management, Water Fund, will have adequate funding to meet its operational objectives. The Department of Water Management, Water Fund, cannot by law, exceed the level of funding as established by the City Council-approved budget. The Budget Director uses an allotment system to manage each department's expenditures against its respective annual appropriation. The Budget Director, through the allotment system, has the authority to institute economic measures for Department of Water Management, Water Fund, to ensure that its expenditures do not exceed its revenues collections. The Water Fund uses encumbrances to control expenditures by preventing appropriated dollars from being used for any purpose other than that which they have been legally appropriated.

OPERATING REVENUES

Gross operating revenue for 2020 increased by $1.3 million compared to 2019 operating revenues. This increase is primarily due to an increase in water fees of $5.9 million resulting from a water rate increase of 2.45% effective June 1, 2020 offset by a decrease in other operating revenues of about $4.6 million due to decrease in penalties resulting from the Utility Billing Program that was launched by the City during summer of 2020, due to COVID-19 pandemic, that provides in part no late payment penalties for uncollected water fees after successfully completing one year with no past due balance for those who meet the eligibility requirements. Below is a graph representing gross operating revenues for the years 2016 through 2020:

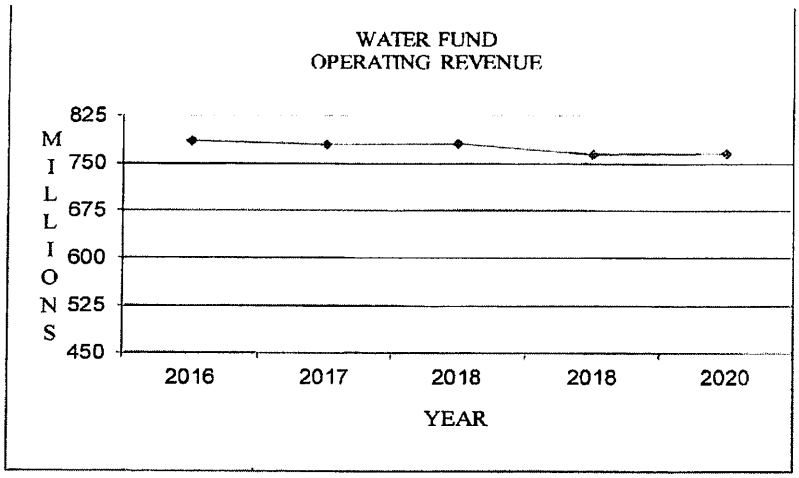

OPERATING EXPENSES

Operating expenses before depreciation and amortization for 2020 decreased by $110.0 million compared to 2019. This was mainly due to a decrease in pension expenses resulting from recognition of current year inflows due to changes in actuarial assumptions and reduction in the allocation of pension costs to the Water Fund; when compared to the Governmental and remaining Enterprise Funds. In addition, to a decrease in courts settlement offset by increases in salaries, workers' compensation expenses and provision for doubtful accounts as a result of the Utility Billing Relief Program (UBR) launched by the City in the summer 2020 that provides in part low-income City of Chicago residents debt relief, no late payment penalties and debt forgiveness after completing one year with no past due balance for those who meet the eligibility requirements.

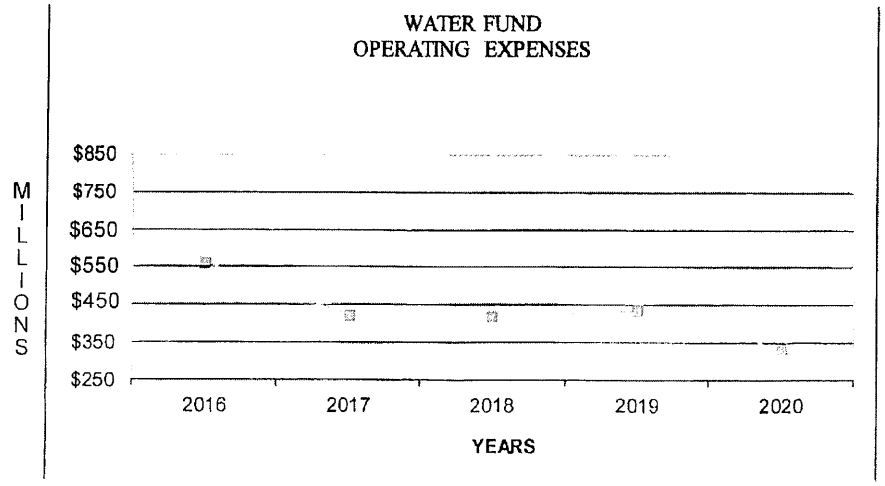

DEBT ADMINISTRATION

The Department of Water Management, Water Fund, issues bonds to finance its capital improvements program. The City has covenanted to establish, maintain and collect at all times the fees, charges and rates sufficient to produce net revenues available for bonds, as adjusted, at least equal the greater of (A) 120 percent of the aggregate current annual debt service on the senior lien revenue bonds, or (B) the sum of the aggregate current annual debt service on the senior lien revenue bonds plus 110 percent of the aggregate current annual second lien revenue bonds debt service. Further, the City management maintain all covenant reserve account balances at specified amounts. The City conducts an annual review of the water service charge to ensure revenue is being generated to comply with the covenant. The ordinances authorizing the issuances of revenue bonds provide for the creation of separate accounts into which net revenues, as defined, or bond proceeds are to be credited, as appropriate. Any net revenues remaining after providing sufficient funds for all required deposits into bond accounts may be transferred to the Water Rate Stabilization Fund to be used for any lawful purpose of the Water Fund. The Department of Water Management, Water Fund, has provided certain annual financial information disclosure for its revenue bonds in the Statistical Section of this report.

LONG TERM FINANCIAL PLANNING

The Department of Water Management, Water Fund's capital activities are funded through Water Fund revenue bonds and Water fund revenue. The Department of Water Management, Water Fund has realized savings through advance refunding as interest rates have changed.

INDEPENDENT AUDIT

City ordinances require the Department of Water Management's, Water Fund, financial statements to be audited by independent certified accountants. The audit was conducted by Deloitte & Touche, LLP and a consortium of Chicago-based minority and women-owned certified public accounting firms. An unmodified audit opinion, rendered by Deloitte & Touche, LLP, is included in the financial section of this report.

AWARD

The Government Finance Officers Association of the United States and Canada (GFOA) awarded a Certificate of Achievement for Excellence in Financial Reporting to the Water Fund, an Enterprise Fund of the City of Chicago, for its CAFR, now referred to as ACFR, for the fiscal year ended December 31, 2019. This was the twenty first year that the government unit has achieved this prestigious award, which is the highest form of recognition for excellence in state and local government financial reporting. In order to be awarded a Certificate of Achievement, a government must publish an easily readable and efficiently organized ACFR. This report must satisfy both generally accepted accounting principles and applicable legal requirements.

A Certificate of Achievement is valid for a period of one year only. I believe that our current ACFR continues to meet the Certificate of Achievement Program's requirements and we are submitting it to the GFOA to determine its eligibility for another certificate.

ACKNOWLEDGMENTS

This report could not have been prepared without the dedication and effective assistance of the entire staff of Department of Water Management and Department of Finance. I wish to express my appreciation to them, and particularly those who contributed directly to the preparation of the report.

Respectfully submitted,

Andrea R.H. Cheng

Andrea R.H. Cheng, Ph.D., P.E.
Commissioner

Government Finance Officers Association

Certificate of Achievement for Excellence in Financial Reporting

Presented to

Water Fund, an Enterprise Fund of the City of Chicago Illinois

For its Comprehensive Annual Financial Report For the Fiscal Year Ended

December 31, 2019

Christopher P. Morrill

Executive Director/CEO

CITY OF CHICAGO
DEPARTMENT OF WATER MANAGEMENT
As of 12/31/20

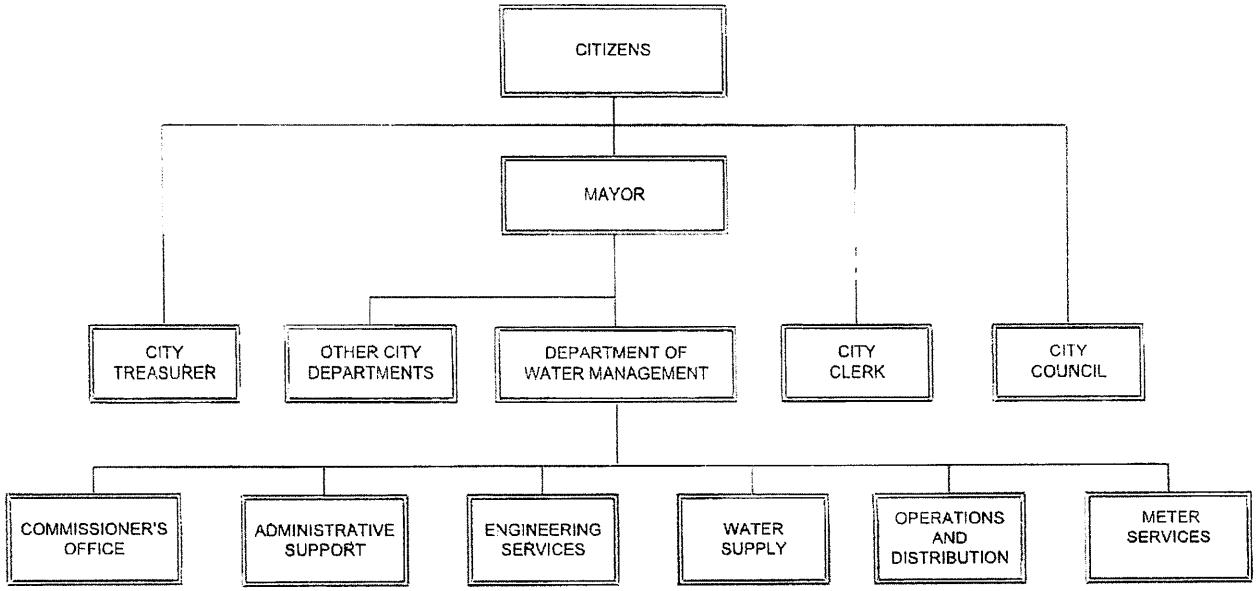

List of Principal Officials

Lori Lightfoot	Mayor
Randy Conner	Commissioner

PART II

FINANCIAL SECTION

Deloitte

Deloitte & Touche LLP
111 South Wacker Drive
Chicago, IL 60606-4301
USA

Tel: +1 312 486 1000
Fax: +1 312 486 1486
www.deloitte.com

INDEPENDENT AUDITORS' REPORT

To the Honorable Lori Lightfoot, Mayor
And Members of the City Council
City of Chicago, Illinois

Report on the Financial Statements

We have audited the accompanying financial statements of the Water Fund ("Water Fund"), an enterprise fund of the City of Chicago, Illinois (the "City"), as of and for the years ended December 31, 2020 and 2019, and the related notes to the financial statements, which collectively comprise the Water Fund's basic financial statements as listed in the table of contents.

Management's Responsibility for the Financial Statements

Management is responsible for the preparation and fair presentation of these financial statements in accordance with accounting principles generally accepted in the United States of America; this includes the design, implementation, and maintenance of internal control relevant to the preparation and fair presentation of financial statements that are free from material misstatement, whether due to fraud or error.

Auditors' Responsibility

Our responsibility is to express an opinion on these financial statements based on our audits. We conducted our audits in accordance with auditing standards generally accepted in the United States of America. Those standards require that we plan and perform the audit to obtain reasonable assurance about whether the financial statements are free from material misstatement.

An audit involves performing procedures to obtain audit evidence about the amounts and disclosures in the financial statements. The procedures selected depend on the auditor's judgment, including the assessment of the risks of material misstatement of the financial statements, whether due to fraud or error. In making those risk assessments, the auditor considers internal control relevant to the entity's preparation and fair presentation of the financial statements in order to design audit procedures that are appropriate in the circumstances, but not for the purpose of expressing an opinion on the effectiveness of the entity's internal control. Accordingly, we express no such opinion. An audit also includes evaluating the appropriateness of accounting policies used and the reasonableness of significant accounting estimates made by management, as well as evaluating the overall presentation of the financial statements.

We believe that the audit evidence we have obtained is sufficient and appropriate to provide a basis for our audit opinion.

Opinion

In our opinion, the financial statements referred to above present fairly, in all material respects, the financial position of the Water Fund, as of December 31, 2020 and 2019, and the changes in its financial position, and its cash flows for the years then ended in accordance with accounting principles generally accepted in the United States of America.

Emphasis of Matter

As discussed in Note 1 to the basic financial statements, the basic financial statements referred to above present only the Water Fund, an enterprise fund of the City, and do not purport to, and do not, present the financial position of the City as of December 31, 2020 and 2019, changes in its financial position, or, where applicable, its cash flows, thereof, in conformity with accounting principles generally accepted in the United States of America. Our opinion is not modified with respect to this matter.

Other Matters

Required Supplementary Information

Accounting principles generally accepted in the United States of America require that Management's Discussion and Analysis, the Schedule of Changes in the Net Pension Liability and Related Ratios and the Schedule of Contributions, as listed in the table of contents, be presented to supplement the basic financial statements. Such information, although not a part of the basic financial statements, is required by the Governmental Accounting Standards Board who considers it to be an essential part of financial reporting for placing the basic financial statements in an appropriate operational, economic, or historical context. We have applied certain limited procedures to the required supplementary information in accordance with auditing standards generally accepted in the United States of America, which consisted of inquiries of management about the methods of preparing the information and comparing the information for consistency with management's responses to our inquiries, the basic financial statements, and other knowledge we obtained during our audit of the basic financial statements. We do not express an opinion or provide any assurance on the information because the limited procedures do not provide us with sufficient evidence to express an opinion or provide any assurance.

Other Information

Our audit was conducted for the purpose of forming an opinion on the financial statements that collectively comprise the Water Fund's basic financial statements. The introductory section, additional supplementary information, and statistical section are presented for purposes of additional analysis and are not a required part of the basic financial statements.

The additional supplementary information as listed in the table of contents is the responsibility of management and was derived from and relates directly to the underlying accounting and other records used to prepare the basic financial statements. Such information has been subjected to the auditing procedures applied in the audit of the basic financial statements and certain additional procedures, including comparing and reconciling such information directly to the underlying accounting and other records used to prepare the basic financial statements or to the basic financial statements themselves, and other additional procedures in accordance with auditing standards generally accepted in the United States of America by us. In our opinion, the additional supplementary information is fairly stated, in all material respects, in relation to the basic financial statements as a whole.

The introductory section and statistical section have not been subjected to the auditing procedures applied in the audit of the basic financial statements, and accordingly, we do not express an opinion or provide any assurance on them.

Deloitte & Touche LLP

June 30, 2021

CITY OF CHICAGO, ILLINOIS
WATER FUND

MANAGEMENT'S DISCUSSION AND ANALYSIS

The following discussion and analysis of the City of Chicago, Illinois (the "City"), Water Fund's ("Water Fund") financial performance provides an introduction and overview of the Water Fund's financial activities for the years ended December 31, 2020 and 2019. Please read this discussion in conjunction with the Water Fund's basic financial statements and the notes to basic financial statements following this section.

On March 11, 2020, the World Health Organization characterized the outbreak of a strain of the novel coronavirus ("COVID-19") as a pandemic in the face of the global spread of the virus. The COVID-19 pandemic has dramatically altered the behavior of businesses and people in a manner that is having negative effects on global and local economies.

The Water Fund provides an essential service and continued to operate throughout this pandemic. As such, the Water Fund did not experience a decline in revenues or business interruption.

FINANCIAL HIGHLIGHTS

2020

- Gross operating revenues for 2020 increased by $1.3 million compared to 2019 gross operating revenues. This increase is primarily due to an increase in water fees of $5.9 million resulting from a water rate increase of 2.45% effective June 1, 2020 offset by a decrease in other operating revenues of about $4.6 million due to a decrease in penalties for uncollected water fees to provide relief to customers during the COVID 19 pandemic.

- Operating expenses before depreciation and amortization for 2020 decreased by $110.0 million compared to 2019 mainly due to decreases in pension expenses due to recognition of current year inflows resulting from changes in actuarial assumptions and reduction in the allocation of pension costs to the Water Fund compared to the Governmental and remaining Enterprise Funds, and court settlement offset by increases in salaries and workers' compensation expenses.

- The Water Fund's net position at December 31, 2020, was $1,728.4 million. This is an increase of $270.2 million over net position at December 31, 2019 due to an excess of revenues over expenses.

- Utility plant additions in 2020 were $222.2 million due to the continuing capital improvement program.

2019

- Gross operating revenues for 2019 decreased by $17.4 million compared to 2018 operating revenues. This decrease is primarily due to a decrease in water charges of $16.9 million resulting from a decrease in water consumption offset by a water rate increase of 0.82% effective June 1, 2019.

- Operating expenses before depreciation and amortization for 2019 increased by $5.6 million compared to 2018 mainly due to increases in salaries, overtime, professional services, materials and supplies and offset by a decrease in pension expenses due to recognition of current year inflows due to changes in actuarial assumptions and reduction in the allocation of pension costs to the Water Fund compared to the Governmental and remaining Enterprise Funds.

- The Water Fund's net position at December 31, 2019, was $1,458.2 million. This is an increase of $172.3 million over net position at December 31, 2018.

- Utility plant additions in 2019 were $307.1 million due to the continuing capital improvement program.

OVERVIEW OF THE BASIC FINANCIAL STATEMENTS

This discussion and analysis is intended to serve as an introduction to the Water Fund's basic financial statements. The Water Fund's basic financial statements comprise the financial statements and the notes to basic financial statements. In addition to the basic financial statements, this report also presents additional information after the notes to basic financial statements.

The statements of net position present all of the Water Fund's assets, deferred outflows, liabilities, and deferred inflows using the accrual basis of accounting. The difference between assets, deferred outflows, liabilities, and deferred inflows is reported as net position. The increase or decrease in net position may serve as an indicator, over time, as to whether the Water Fund's financial position is improving or deteriorating.

The statements of revenues, expenses, and changes in net position present all current-year revenues and expenses, regardless of when cash is received or paid, and the ensuing change in net position.

The statements of cash flows report how cash and cash equivalents are provided and used by the Water Fund's operating, capital financing, and investing activities. These statements present the cash received and disbursed, the net increase or decrease in cash and cash equivalents for the year, and the cash and cash equivalents balance at year-end.

The notes to basic financial statements are an integral part of the basic financial statements; accordingly, such disclosures are essential for a full understanding of the information provided in the basic financial statements.

The required supplementary information section presents the schedule of changes in the net pension liability and related ratios and the schedule of contributions.

In addition to the basic financial statements, this report includes the additional supplementary and statistical data. The additional supplementary information section presents the schedule of utility plan and the statistical data section presents unaudited debt service coverage calculation and includes certain unaudited information related to the Water Fund's historical financial and nonfinancial operating results and capital activities.

FINANCIAL ANALYSIS

At December 31, 2020, the Water Fund's financial position continued to be strong with total assets and deferred outflows of $5,982.6 million, total liabilities and deferred inflows of $4,254.2 million, and net position of $1,728.4 million. A comparative condensed summary of the Water Fund's net position at December 31, 2020, 2019, and 2018, is as follows (in thousands):

	Net Position		
	2020	2019	2018
Current assets	$ 859,024	$ 876,671	$ 923,932
Restricted and other assets—noncurrent	2,442	2,620	2,797
Utility plant—net	5,064,573	4,953,026	4,755,870
Total assets	5,926,039	5,832,317	5,682,599
Deferred outflows	56,571	78,074	241,755
Total assets and deferred outflows	$ 5,982,610	$ 5,910,391	$ 5,924,354
Current liabilities	$ 435,049	$ 409,595	$ 478,946
Long-term liabilities	3,613,527	3,774,025	3,724,409
Total liabilities	4,048,576	4,183,620	4,203,355
Deferred inflows	205,620	268,569	435,097
Total liabilities and deferred inflows	$ 4,254,196	$ 4,452,189	$ 4,638,452
Net position:			
Net investment in capital assets	$ 2,574,298	$ 2,351,097	$ 2,163,158
Restricted for capital projects	8	375	256
Unrestricted	(845,892)	(893,270)	(877,512)
Total net position	$ 1,728,414	$ 1,458,202	$ 1,285,902

2020

Current assets of $859.0 million at December 31, 2020, decreased by $17.6 million (2.0%) over 2019 as a result of decreases in cash and cash equivalents of $28.6 million (70.1%) resulting from the transfer to unrestricted investments to obtain higher investment earnings, which increased by $15.2 million (3.8%); and decrease in net accounts receivable of $10.9 million (5.6%) resulting from an increase in allowance for uncollected prior years' water fees, offset by an increase in due from other City funds of $6.5 million (14.9%).

The increase in current liabilities of $25.4 million (6.2%) during 2020 is due to increases in accrued liabilities of $36.5 million (20.4%) resulting from additional IEPA loan draws in 2020 and an increase in workers' compensation liability, current portion of long term debt of $5.3 million (5.4%) and due to other City funds of $7.8 million (74%) offset by decreases in restricted and unrestricted accounts payable totaling $7.3 million (8.6%) that is directly related to the timing of payments of accounts payables and a decrease in unearned revenue of $16.3 million (100.0%). In 2020, the Water Fund changed its billing for unmetered accounts from billing every 6 months in advance to monthly billing, resulting in the decrease in unearned revenue.

Deferred outflows decreased by $21.5 million (27.5%) during 2020 due to the amortization of changes in assumptions and deferred inflows decreased by $62.9 million (23.4%) during 2020 due to the difference between 2020 projected and actual earnings on pension plan investments.

At December 31, 2020 net position was $1,728.4 million, an increase of $270.2 million (18.5%) over 2019.

2019

Current assets of $876.7 million at December 31, 2019, decreased by $47.3 million (5.1%) over 2018 as a result of decreases in cash and cash equivalents of $166.1 million (80.3%) resulting from the transfer to unrestricted investments to obtain higher investment earnings, which increased by $136.7 million (51.7%); and decrease in cash and cash equivalents—restricted of $64.4 million (50.7%) due to continuous capital improvement program, offset by an increase in restricted investments of $42.3 million (59.9%). Utility plant—net increased by $197.2 million (4.1%) due to increased project activities through the year ended December 31, 2019.

The decrease in current liabilities of $69.4 million (14.5%) during 2019 is directly related to the timing of payments of unrestricted and restricted accounts payables and the transfer of IEPA loans payable of $52.3 million from accrued liabilities to long term debt.

Deferred outflows decreased by $163.7 million (67.7%) during 2019 due to the amortization of changes in assumptions and deferred inflows decreased by $166.5 million (38.3%) during 2019 due to the difference between 2019 projected and actual earnings on pension plan investments.

At December 31, 2019 net position was $1,458.2 million, an increase of $172.3 million (13.4%) over 2018.

The primary sources of the Water Fund's operating revenues are water usage charges. These revenues fund all Water Fund operating expenses, fund deposits, capital construction, and debt service requirements. A comparative condensed summary of the Water Fund's revenues, expenses, and changes in net position for the years ended December 31, 2020, 2019, and 2018, is as follows (in thousands):

	Revenues, Expenses, and Changes in Net Position		
	2020	2019	2018
Operating revenues:			
Water sales—net	$ 714,310	$ 717,496	$ 746,546
Other operating revenues	22,268	26,882	27,414
Total operating revenues	736,578	744,378	773,960
Operating expenses	307,263	417,267	411,356
Depreciation and amortization	82,495	79,870	74,636
Total operating expenses	389,758	497,137	485,992
Net operating income (loss)	346,820	247,241	287,968
Nonoperating revenues	21,707	24,515	7,130
Nonoperating expenses	(95,895)	(97,036)	(91,272)
Net non operating income (loss)	(74,188)	(72,521)	(84,142)
Transfers out	(2,420)	(2,420)	(2,420)
Change in net position	270,212	172,300	201,406
Net position—beginning of year	1,458,202	1,285,902	1,084,496
Net position—end of year	$ 1,728,414	$ 1,458,202	$ 1,285,902

2020

Water sales and other operating revenues comprise the Water Fund's $736.6 million operating revenues. The decrease in 2020 total operating revenues of $7.8 million (1.0%) from 2019 was primarily due to an increase in provision for doubtful accounts of about $9.1 million (44.6%) resulting from a decrease in collected water charges from prior years' accounts receivable and the implementation of the Utility Billing Relief program, which allows eligible customers to apply for relief on past due utility balances.

In 2020, net nonoperating revenue of $21.7 million was composed of net interest income, internet convenient fees for water fees payments and net revenue that relates to constructions done by Department of Water Management for other City departments and private companies.

2019

Water sales and other operating revenues comprise the Water Fund's $744.4 million operating revenues. The decrease in 2019 net operating revenues of $29.6 million (3.8%) from 2018 was primarily due to an increase in provision for doubtful accounts resulting from uncollected water charges from prior years' accounts receivable and a decrease in water charges of $16.9 million (2.2%).

In 2019, net nonoperating revenue of $24.5 million was composed of net interest income, internet convenient fees for water fees payments and net revenue that relates to constructions done by Department of Water Management for other City departments and private companies.

A comparative summary of the Water Fund's operating expenses, as classified in the basic financial statements, for the years ended December 31, 2020, 2019, and 2018, is as follows (in thousands):

	Operating Expenses		
	2020	2019	2018
Source of supply	$ 200	$ 369	$ 169
Power and pumping	40,705	42,746	41,108
Purification	61,778	67,790	62,858
Transmission and distribution	71,718	71,810	59,714
Customer accounting and collection	26,991	27,178	22,103
Administrative and general	13,913	12,990	12,958
Central services and General Fund reimbursements	139,839	124,049	126,995
Pension expense	(47,881)	70,335	85,451
Operating expenses before depreciation and amortization	307,263	417,267	411,356
Depreciation and amortization	82,495	79,870	74,636
Total operating expenses	$ 389,758	$ 497,137	$ 485,992

2020

Operating expenses before depreciation and amortization for the year ended 2020 decreased by $110.0 million (26.4%) from the year ended 2019 primarily due to decreases in pension expenses of $118.2 million, and purification of $6.0 million, offset by an increase in central services and general fund reimbursement of $15.8 million.

Pension expense decreased by $118.2 million (168.1%) in 2020 due to recognition of current year inflows due to changes in actuarial assumptions and reduction in the allocation of pension costs to the Water Fund compared to the Governmental and certain Enterprise Funds.

2019

Operating expenses before depreciation and amortization for the year ended 2019 increased by $5.6 million (1.4%) from the year ended 2018 primarily due to increases in transmission and distribution of $12.1 million resulting from increases in salaries, overtime and professional services; customer accounting and collection of $5.1 million, and purification of $4.9 million, offset by a decrease in pension expense of $15.1 million.

Pension expense decreased by $15.1 million (17.7%) in 2019 due to recognition of current year inflows due to changes in actuarial assumptions and reduction in the allocation of pension costs to the Water Fund compared to the Governmental and certain Enterprise Funds.

A comparative summary of the Water Fund's cash flows for the years ended December 31, 2020, 2019, and 2018, is as follows (in thousands of dollars):

	Cash Flows		
	2020	2019	2018
Cash from activities:			
Operating	$ 337,767	$ 357,969	$ 411,281
Capital and related financing	(368,391)	(431,519)	(458,811)
Investing	21,939	(156,921)	120,560
Net change in cash and cash equivalents	(8,685)	(230,471)	73,030
Cash and cash equivalents:			
Beginning of year	103,483	333,954	260,924
End of year	$ 94,798	$ 103,483	$ 333,954

2020

As of December 31, 2020, the Water Fund's cash and cash equivalents of $94.8 million decreased by $8.7 million from December 31, 2019 mainly due to the cash provided of $337.8 million from operating activities, offset by cash inflows of $22.0 million from investing activities and $368.4 million from capital and related financing activities mainly used in acquisition and construction of capital assets. Cash of $40.9 million was provided by issuance of Illinois Environmental Protection Agency (IEPA) loans. Total cash and cash equivalents at December 31, 2020, are composed of unrestricted and restricted cash and cash equivalents of $12.2 million and $82.6 million, respectively.

2019

As of December 31, 2019, the Water Fund's cash and cash equivalents of $103.5 million decreased by $230.5 million from December 31, 2018 mainly due to the cash provided of $358.0 million from operating activities, offset by cash outflows of $156.9 million from investing activities and $431.5 million from capital and related financing activities mainly used in acquisition and construction of capital assets. Cash of $86.8 million was provided by issuance of Illinois Environmental Protection Agency (IEPA) loans. Total cash and cash equivalents at December 31, 2019, are composed of unrestricted and restricted cash and cash equivalents of $40.8 million and $62.6 million, respectively.

UTILITY PLANT AND DEBT ADMINISTRATION

2020

At the end of 2020 and 2019, the Water Fund had $5,064.6 million and $4,953.0 million, respectively, invested in utility plant, net of accumulated depreciation. During 2020, the Water Fund expended $222.2 million on capital activities. This included $9.6 million for land and land rights, $0.1 million for structures and improvements, $105.6 million for distribution plant, $7.6 million for equipment, and $99.3 million for construction in progress.

During 2020, net completed projects totaling $67.8 million were transferred from construction in progress to applicable capital accounts. The major completed projects were standby power generators/replacement of electrical switchgear and west pumproom switchgear ($55.1 million) and installation and replacements of water mains ($11.3 million).

2019

At the end of 2019 and 2018, the Water Fund had $4,953.0 million and $4,755.9 million, respectively, invested in utility plant, net of accumulated depreciation. During 2019, the Water Fund expended $307.1 million on capital activities. This included $0.6 million for structures and improvements, $90.9 million for distribution plant, $8.7 million for equipment, and $206.9 million for construction in progress.

During 2019, net completed projects totaling $201.4 million were transferred from construction in progress to applicable capital accounts. The major completed projects were installation and replacements of water mains ($152.9 million), meter save program ($11.3 million) and Jardine Water Purification Plant mixing and settling basin equipment ($32.9 million).

The Water Fund's utility plant at December 31, 2020, 2019, and 2018, is summarized as follows (in thousands):

	Net Utility Plant at Year-End		
	2020	**2019**	**2018**
Utility plant not depreciated:			
Land and land rights	$ 16,483	$ 6,858	$ 6,858
Construction in progress	431,409	417,223	427,987
Total utility plant not depreciated	447,892	424,081	434,845
Utility plant being depreciated:			
Structures and improvements	608,407	607,575	603,060
Distribution plant	4,513,217	4,404,131	4,161,875
Equipment	867,213	808,135	771,601
Total utility plant being depreciated	5,988,837	5,819,841	5,536,536
Less accumulated depreciation:			
Structures and improvements	(255,697)	(246,868)	(238,187)
Distribution plant	(660,084)	(609,794)	(563,037)
Equipment	(456,375)	(434,234)	(414,287)
Total accumulated depreciation	(1,372,156)	(1,290,896)	(1,215,511)
Total utility plant being depreciated—net	4,616,681	4,528,945	4,321,025
Total utility plant—net	$ 5,064,573	$ 4,953,026	$ 4,755,870

The Water Fund's capital activities are funded through Water Fund revenue bonds, Illinois Environmental Protection Agency (IEPA) loans and Water Fund revenue. Additional information on the Water Fund's capital assets is presented in Note 5 of the notes to basic financial statements.

The Water Fund's long-term liabilities at December 31, 2020, 2019, and 2018, are summarized as follows (in thousands):

	Long-Term Liabilities at Year-End		
	2020	2019	2018
Revenue bonds and notes payable	$ 2,408,774	$ 2,497,156	$ 2,457,341
Add:			
Accretion of capital appreciation bonds	-	-	9,351
Bond discount/premium	148,935	166,916	185,875
Total revenue bonds/notes payable—net	2,557,709	2,664,072	2,652,567
Less current portion of accretion	-	-	(5,170)
Less current bonds/notes payable	(104,492)	(99,172)	(97,009)
Total long-term revenue bonds/ notes payable—net	2,453,217	2,564,900	2,550,388
Water pipe extension certificates	1,577	1,577	1,577
Total long-term liabilities	$ 2,454,794	$ 2,566,477	$ 2,551,965

Additional information on the Water Fund's long-term debt is presented in Note 4 of the notes to basic financial statements.

The Water Fund's revenue bonds at December 31, 2020, have underlying credit ratings with each of the three major rating agencies as follows:

	Moody's	Standard & Poor's	Fitch Ratings	Kroll
Second Lien Water Revenue Bonds	Baa2	A	A-	AA

In July 2020, Fitch Ratings downgraded the Second Lien Water Revenue Bonds from AA- to A- due to a criteria change.

At December 31, 2020, the Water Fund was in compliance with the debt covenants as stated within the bond ordinances. Additional information on certain of the Water Fund's debt covenants is presented in Note 4 of the notes to the basic financial statements.

Requests for Information

This financial report is designed to provide the reader with a general overview of the Water Fund's finances. Questions concerning any of the information provided in this report, or requests for additional financial information, should be addressed to the City of Chicago Department of Finance.

BASIC FINANCIAL STATEMENTS

CITY OF CHICAGO, ILLINOIS
WATER FUND

STATEMENTS OF NET POSITION
AS OF DECEMBER 31, 2020 AND 2019
(In thousands)

ASSETS	2020	2019
CURRENT ASSETS:		
Cash and cash equivalents (Note 2)	$ 12,231	$ 40,849
Investments (Note 2)	416,247	401,032
Accounts receivable—net of allowance for doubtful accounts of approximately $207,319 in 2020 and $180,031 in 2019	183,431	194,386
Interest receivable	1,178	1,518
Due from other City funds	49,805	43,344
Inventories	20,164	19,595
Cash and cash equivalents—restricted	82,567	62,634
Investments—restricted	93,393	112,938
Interest receivable—restricted	8	375
Total current assets	859,024	876,671
NONCURRENT ASSETS:		
Other assets	2,442	2,620
Utility plant (Note 5):		
Land and land rights	16,483	6,858
Structures and improvements	608,407	607,575
Distribution plant	4,513,217	4,404,131
Equipment	867,213	808,135
Construction in progress	431,409	417,223
Total utility plant	6,436,729	6,243,922
Less accumulated depreciation	(1,372,156)	(1,290,896)
Utility plant—net	5,064,573	4,953,026
Total noncurrent assets	5,067,015	4,955,646
DEFERRED OUTFLOWS (Note 9)	56,571	78,074
TOTAL ASSETS AND DEFERRED OUTFLOWS	$5,982,610	$5,910,391

LIABILITIES	2020	2019
CURRENT LIABILITIES:		
Accounts payable	$ 25,014	$ 27,563
Due to other City funds	18,270	10,502
Accrued liabilities	215,797	179,278
Unearned revenue	-	16,305
Liabilities payable from restricted assets:		
Accounts payable	52,495	57,232
Interest payable	18,981	19,543
Current portion of long-term debt (Note 4)	104,492	99,172
Total current liabilities	435,049	409,595
NONCURRENT LIABILITIES:		
Long-term debt—net of current maturities (Note 4)	2,453,217	2,564,900
Net pension liability (Note 6)	1,158,733	1,207,548
Water pipe extension certificates	1,577	1,577
Total noncurrent liabilities	3,613,527	3,774,025
Total liabilities	4,048,576	4,183,620
DEFERRED INFLOWS (Note 9)	205,620	268,569
NET POSITION (Note 1):		
Net investment in capital assets	2,574,298	2,351,097
Restricted for capital projects	8	375
Unrestricted	(845,892)	(893,270)
Total net position	1,728,414	1,458,202
TOTAL	$ 5,982,610	$ 5,910,391

See notes to basic financial statements.

CITY OF CHICAGO, ILLINOIS
WATER FUND

STATEMENTS OF REVENUES, EXPENSES, AND CHANGES IN NET POSITION
FOR THE YEARS ENDED DECEMBER 31, 2020 AND 2019
(In thousands)

	2020	2019
OPERATING REVENUES:		
Water sales:		
Water sales	$ 743,771	$ 737,866
Less provision for doubtful accounts	(29,461)	(20,370)
Water sales—net	714,310	717,496
Other operating revenues	22,268	26,882
Total operating revenues	736,578	744,378
OPERATING EXPENSES:		
Source of supply	200	369
Power and pumping	40,705	42,746
Purification	61,778	67,790
Transmission and distribution	71,718	71,810
Customer accounting and collection	26,991	27,178
Administrative and general	13,913	12,990
Central services and General Fund reimbursements	139,839	124,049
Pension expense (Note 6)	(47,881)	70,335
Total operating expenses before depreciation and amortization	307,263	417,267
OPERATING INCOME BEFORE DEPRECIATION AND AMORTIZATION	429,315	327,111
DEPRECIATION AND AMORTIZATION	82,495	79,870
OPERATING INCOME	346,820	247,241
NONOPERATING REVENUES (EXPENSES):		
Interest income	17,033	21,035
Interest expense	(95,895)	(97,036)
Other	4,674	3,480
Total nonoperating expenses—net	(74,188)	(72,521)
TRANSFERS OUT	(2,420)	(2,420)
CHANGE IN NET POSITION	270,212	172,300
TOTAL NET POSITION—Beginning of year	1,458,202	1,285,902
TOTAL NET POSITION—End of year	$1,728,414	$1,458,202

See notes to basic financial statements.

CITY OF CHICAGO, ILLINOIS
WATER FUND

STATEMENTS OF CASH FLOWS
FOR THE YEARS ENDED DECEMBER 31, 2020 AND 2019
(In thousands)

	2020	2019
CASH FLOWS FROM OPERATING ACTIVITIES:		
Received from customers	$ 731,199	$ 743,684
Transactions with other City funds	(132,473)	(129,832)
Payments to vendors	(114,867)	(114,302)
Payments to employees	(146,092)	(141,581)
Net cash provided by operating activities	337,767	357,969
CASH FLOWS FROM CAPITAL AND RELATED FINANCING ACTIVITIES:		
Acquisition and construction of capital assets	(198,918)	(292,386)
Interest paid	(113,208)	(115,299)
Proceeds from issuance of bonds and IEPA loans	40,880	86,820
Principal paid on bonds	(99,399)	(111,714)
Construction reimbursements	2,254	1,060
Net cash used in capital and related financing activities	(368,391)	(431,519)
CASH FLOWS FROM INVESTING ACTIVITIES:		
Sales and purchases of investments—net	11,561	(163,860)
Investment interest	10,378	6,939
Net cash provided by (used in) investing activities	21,939	(156,921)
NET CHANGE IN CASH AND CASH EQUIVALENTS	(8,685)	(230,471)
CASH AND CASH EQUIVALENTS—Beginning of year	103,483	333,954
CASH AND CASH EQUIVALENTS—End of year	$ 94,798	$ 103,483
RECONCILIATION OF CASH AND CASH EQUIVALENTS REPORTED IN THE STATEMENTS OF NET POSITION:		
Unrestricted	$ 12,231	$ 40,849
Restricted	82,567	62,634
TOTAL	$ 94,798	$ 103,483

(Continued)

CITY OF CHICAGO, ILLINOIS
WATER FUND

STATEMENTS OF CASH FLOWS
FOR THE YEARS ENDED DECEMBER 31, 2020 AND 2019
(In thousands)

	2020	2019
RECONCILIATION OF OPERATING INCOME TO NET CASH PROVIDED BY OPERATING ACTIVITIES:		
Operating income	$ 346,820	$ 247,241
Adjustments to reconcile:		
Depreciation and amortization	82,495	79,870
Pension expense other than contribution	(92,258)	30,260
Provision for doubtful accounts	29,461	20,370
Changes in assets and liabilities:		
Accounts receivable	(18,535)	(21,429)
Inventories	(569)	858
Due from other City funds	(6,461)	(4,636)
Unrestricted accounts payable	(2,549)	3,962
Due to other City funds	7,768	554
Accrued liabilities	7,900	554
Unearned revenue	(16,305)	365
NET CASH PROVIDED BY OPERATING ACTIVITIES	$ 337,767	$ 357,969

SUPPLEMENTAL DISCLOSURE OF NONCASH ITEMS—
Property additions in 2020 and 2019 of $52,495 and $57,232, respectively, are in accounts payable.

The accretion adjustments of Series 1997 and Series 2000 capital appreciation bonds for the years ended December 31, 2020 and 2019 were $0 and $1,143, respectively.

The fair value adjustment gain((loss) to investments for 2020 and 2019 were $5,122 and ($2,383), respectively.

See notes to basic financial statements. (Concluded)

1. ORGANIZATION AND SUMMARY OF SIGNIFICANT ACCOUNTING POLICIES

Organization—The Water Fund ("Water Fund") purifies and provides Lake Michigan water for the City of Chicago, Illinois (the "City") and approximately 125 suburbs. The Water Fund is included in the City's reporting entity as an enterprise fund.

The accompanying basic financial statements present only the Water Fund and are not intended to present the financial position of the City, and the results of its operations and the cash flows of its proprietary-fund types.

Basis of Accounting—The accounting policies of the Water Fund are based upon accounting principles generally accepted in the United States of America as prescribed by the Governmental Accounting Standards Board (GASB). The accounting and financial reporting treatment applied to a fund is determined by its measurement focus. The accounts of the Water Fund are reported using the flow of economic resources measurement focus.

The Water Fund uses the accrual basis of accounting under which revenues are recognized when earned and expenses are recognized when the liability is incurred.

When both restricted and unrestricted resources are available for use, it is the City's policy to use restricted resources first, then unrestricted resources, as they are needed.

Annual Appropriated Budget—The Water Fund has a legally adopted annual budget, which is not required to be reported.

Management's Use of Estimates—The preparation of basic financial statements in conformity with accounting principles generally accepted in the United States of America requires management to make estimates and assumptions that affect the reported amounts of assets and liabilities and disclosure of contingent assets and liabilities at the date of the basic financial statements, and the reported amounts of revenues and expenses during the reporting period. Actual results could differ from those estimates.

Cash, Cash Equivalents, and Investments—Cash, cash equivalents, and investments generally are held with the City Treasurer as required by the Municipal Code of Chicago (the "Code"). Interest earned on pooled investments is allocated to participating funds based upon their average combined cash and investment balances. Due to contractual agreements or legal restrictions, the cash and investments of certain funds are segregated and earn and receive interest directly.

The Code permits deposits only to City Council-approved depositories, which must be organized state or national banks and federal and state savings and loan associations, located within the City, whose deposits are federally insured.

Investments are limited to those authorized by the Code. Investments authorized by the Code include, but are not limited to, interest-bearing general obligations of the City, State of Illinois (the "State"), and

the U.S. government; U.S. Treasury bills and other non-interest-bearing general obligations of the U.S. government purchased in the open market below face value; domestic money market funds regulated by and in good standing with the Securities and Exchange Commission; and tax anticipation warrants issued by the City (see Note 2). The City is prohibited by ordinance from investing in derivative instruments, as defined, without City Council approval.

The Water Fund values its investments at fair value or amortized cost as applicable. U.S. government securities purchased at a price other than par with a maturity of less than one year are reported at amortized cost.

Repurchase agreements can be purchased only from banks and certain other institutions authorized to do business in the State. The City Treasurer requires that securities pledged to secure these agreements have a fair value equal to the cost of the repurchase agreements, plus accrued interest.

Investments generally may not have a maturity in excess of 30 years from the date of purchase. Certain other investment balances are held in accordance with the specific provisions of applicable bond ordinances.

Cash equivalents include certificates of deposit and other investments with maturities of three months or less when purchased.

Accounts Receivable—The Water Fund's accounts receivable is comprised of billings and collections for water services processed by the Department of Water Management. Management has provided an allowance for amounts recorded at year-end that may be uncollectible.

Transactions with the City—The City's General Fund provides services to all other funds. The amounts allocated to other funds for these services are treated as operating expenses by the Water Fund and consist mainly of employee benefits, self-insured risks, and administrative expenses.

Inventories—Inventories, composed mainly of materials and supplies, are stated at cost, determined principally on the average cost method.

Utility Plant—Utility plant is recorded at cost or, for donated assets at acquisition value. Utility plant is defined by the Water Fund as assets with an initial cost of more than $5,000 and an estimated useful life in excess of two years. Such assets are recorded at historical cost. Depreciation is provided using the straight-line method and begins in the year following the year of acquisition or completion. Estimated useful lives are as follows:

Structures and improvements	50–100 years
Distribution plant	25–100 years
Equipment	6–33 years

Costs of repairs and maintenance that do not significantly extend the useful life of assets are charged to operations.

Deferred Outflows—Deferred outflows represent unamortized loss on bond refundings, the differences between estimated and actual investment earnings related to pensions, and changes in actuarial assumptions related to pensions.

Deferred Inflows—Deferred inflows represent the differences between projected and actual actuarial experience and changes in assumptions related to pensions.

Net Position—Net position is composed of net earnings from operating and nonoperating revenues, expenses, and capital grants. Net position is displayed in three components—net investment in capital assets, restricted for capital projects, and unrestricted. Net investment in capital assets consists of all capital assets, net of accumulated depreciation and reduced by outstanding debt, net of debt service reserve, and unspent bond proceeds. Restricted for capital projects consist of assets for which constraints are placed thereon by external parties (such as lenders and grantors) and laws, regulations, and enabling legislation reduced by liabilities and deferred inflows of resources related to those assets. Unrestricted consists of the net amount of all other assets, deferred outflows, liabilities, and deferred inflows not categorized as either of the above.

Employee Benefits—Employee benefits are granted for vacation and sick leave, workers' compensation, and health care. Unused vacation leave is accrued and may be carried over for one year. Sick leave is accumulated at the rate of one day for each month worked, up to a maximum of 200 days. Severance of employment terminates all rights to receive compensation for any unused sick leave. Sick leave pay is not accrued. Employee benefit claims outstanding, including claims incurred but not reported, are estimated and recorded as liabilities.

Employees are eligible to defer a portion of their salaries until future years under the City's deferred compensation plan created in accordance with Internal Revenue Code Section 457. The deferred compensation is not available to employees until termination, retirement, death, or unforeseeable emergency. The plan is administered by third-party administrators, who maintain the investment portfolio. The plan's assets have been placed in trust accounts with the plan administrators for the exclusive benefit of participants and their beneficiaries, and are not considered assets of the City.

The City is subject to the State Unemployment Compensation Act and has elected the reimbursing employer option for providing unemployment insurance benefits for eligible former employees. Under this option, the City reimburses the State for claims paid by the State.

Bond Insurance Costs, Bond Premiums, Discounts, and Refunding Transactions—Bond insurance, bond premiums, and bond discounts are deferred and amortized over the term of the related debt, except in the case of refunding debt transactions where the amortization period is over the term of the refunding or refunded debt, whichever is shorter.

Capitalized Interest—Interest expense, on construction bond proceeds, are capitalized during construction of those capital projects paid for from the bond proceeds and are being amortized over the depreciable life of the related assets on a straight-line basis. Interest capitalized in 2020 and 2019 totaled $0.5 million and $2.1 million, respectively.

Revenue Recognition—Revenue from water sales is recognized when the water is consumed by customers. Of the accounts receivable balances, $75.2 million and $74.5 million represent revenue recognized on water sales, which had not yet been billed to customers at December 31, 2020 and 2019, respectively. In 2020, the Water Fund changed its billing for unmetered accounts from billing every 6 months in advance to monthly billing, which eliminated the recording of deferred revenue.

Revenues and Expenses—The Water Fund distinguishes operating revenues and expenses from nonoperating items. Operating revenues and expenses generally result from providing services and producing and delivering goods in connection with the Water Fund's principal ongoing operations. The principal operating revenues of the Water Fund are charges to customers for sales and services.

Operating expenses include the cost of sales and services, pension expense, administrative expenses, and depreciation and amortization on capital assets. All revenues and expenses not meeting this definition are reported as nonoperating revenues and expenses.

Debt—Debt is defined as a liability that arises from a contractual obligation to pay cash (or other assets that may be used in lieu of cash) in one or more payments to settle an amount that is fixed at the date the contractual obligation is established. For disclosure purposes, debt does not include leases, except for contracts reported as financed purchase of the underlying asset, or accounts payable.

Adopted Accounting Standards—

GASB Statement	Impact
GASB Statement No. 84, *Fiduciary Activities* ("GASB 84")	Improves the guidance regarding the identification of fiduciary activities for accounting and financial reporting purposes and how those activities should be reported. The Water Fund adopted GASB 84 for the fiscal year ended December 31, 2020 and there was no impact to the Water Fund's financial statements.
GASB Statement No. 88, *Certain Disclosures Related to Debt, Including Direct Borrowings and Direct Placements* ("GASB 88")	Improves the information that is disclosed in notes to government financial statements related to debt, including direct borrowings and direct placements. It also clarifies which liabilities governments should include when disclosing information related to debt. The Water Fund adopted GASB 88 for the fiscal year ended December 31, 2020, which required additional disclosures included in the debt footnote (see Note 4).
GASB Statement No. 90, *Majority Equity Interests an amendment of GASB Statements No. 14 and No. 61* ("GASB 90")	Improves the consistency and comparability of reporting a government's majority equity interest in a legally separate organization and the relevance of financial statement information for certain component units. The Water Fund adopted GASB 90 for the fiscal year ended December 31, 2020 and there was no impact to the Water Fund's financial statements.
GASB Statement No. 83, *Certain Asset Retirement Obligations* ("GASB 83")	Addresses accounting and financial reporting for certain asset retirement obligations (AROs). A government that has legal obligations to perform future asset retirement activities related to its tangible capital assets will have to recognize a liability based on the guidance in this statement. GASB 83 also requires disclosure of information about the nature of a government's AROs, the methods and assumptions used for the estimates of the liabilities, and the estimated remaining useful life of the associated tangible capital assets. The Water Fund adopted GASB 83 for the fiscal year ended December 31, 2020 and there was no impact to the Water Fund's financial statements.

GASB Statement	Impact
GASB Statement No. 92, *Omnibus 2020* ("GASB 92")	Aims to enhance comparability in accounting and financial reporting and to improve the consistency of authoritative literature by addressing practice issues that have been identified during implementation and application of certain GASB statements. More comparable reporting will improve the usefulness of information for users of state and local government financial statements. Certain elements of GASB 92 were effective in fiscal year 2020 and the adoption of the certain elements had no impact on the financial statements. The remainder of GASB 92 will be effective for the Water Fund beginning with its year ending December 31, 2022.

Upcoming Accounting Standards—GASB has issued the following pronouncements that may affect the future financial position, results of operations, cash flows, or financial presentation of the Water Fund upon implementation. Management has not yet evaluated the effect of implementation of these standards.

GASB Accounting Standard	Required Year of Adoption
GASB Statement No. 87, *Leases* ("GASB 87")	2022
GASB Statement No. 89, *Accounting for Interest Cost Incurred before the End of a Construction Period* ("GASB 89")	2021
GASB Statement No. 91, *Conduit Debt Obligations* ("GASB 91")	2022
GASB Statement No. 93, *Replacement of Interbank Offered Rates* ("GASB 93")	2022
GASB Statement No. 94, *Public-Private and Public-Public Partnerships and Availability Payment Arrangements* ("GASB 94")	2023
GASB Statement No. 96, *Subscription-based Information Technology Arrangements* ("GASB 96")	2023
GASB Statement No. 97 , *Certain Component Unit Criteria, and Accounting and Financial Reporting for Internal Revenue Code Section 457 Deferred Compensation Plans* ("GASB 97")	2022

2. RESTRICTED AND UNRESTRICTED CASH EQUIVALENTS AND INVESTMENTS

Cash Equivalents and Investments—The Water Fund's cash equivalents and investments as of December 31, 2020, are as follows (in thousands):

	Maturities (In Years)				
	Less Than 1	1–5	6–10	More Than 10	Fair Value
U.S. agencies	$ -	$ 501	$ -	$ -	$ 501
Commercial paper	359,019	-	-	-	359,019
Certificates of deposit and other short-term	8,606	-	-	-	8,606
Corporate bonds	10,119	29,463	-	27,315	66,897
Municipal bonds	12,550	27,812	36,205	-	76,567
Supranational Bank	-	-	-	-	-
Asset backed securities	28,069	36,819	-	38,901	103,789
Total	$ 418,363	$ 94,595	$ 36,205	$ 66,216	$ 615,379

Cash Equivalents and Investments—The Water Fund's cash equivalents and investments as of December 31, 2019, are as follows (in thousands):

	Maturities (In Years)				
	Less Than 1	1–5	6–10	More Than 10	Fair Value
U.S. agencies	$ 3,421	$ 33,559	$ -	$ -	$ 36,980
Commercial paper	195,269	-	-	-	195,269
Certificates of deposit and other short-term	80,117	-	-	-	80,117
Corporate bonds	30,153	20,182	4,416	25,133	79,884
Municipal bonds	13,996	6,297	53,717	-	74,010
Supranational Bank	29,000	-	-	-	29,000
Asset backed securities	-	64,047	6,286	57,374	127,707
Total	$ 351,956	$ 124,085	$ 64,419	$ 82,507	$ 622,967

Investment Fair Value Measurements—The City categorizes the fair value measurements of its investments based the hierarchy established by generally accepted accounting principles. The hierarchy is based on the valuation techniques used to measure fair value.

Level 1—Inputs are unadjusted quoted prices in active markets for identical assets

Level 2—Observable inputs other than quoted market prices, and

Level 3—Unobservable Inputs

The investments measured at fair value as of December 31, 2020 and 2019 were (in thousands):

	2020			2019		
	Level 1	Level 2	Level 3	Level 1	Level 2	Level 3
U.S. agencies	$ -	$ 501	$ -	$ -	$ 33,559	$ -
Commercial paper	-	-	-	-	-	-
Corporate bonds	-	66,897	-	-	49,732	-
Certificates of deposit and other short-term	-	-	-	-	-	-
Municipal bonds	-	70,355	-	-	74,010	-
Supranational bank	-	-	-	-	29,000	-
Asset backed securities	-	103,789	-	-	127,706	-
	$ -	$ 241,542	$ -	$ -	$ 314,007	$ -

Investments that are valued through other observable inputs (Level 2), are valued using methods that include, but are not limited to, model processes, benchmark curves, benchmarking of like securities, sector groupings, and matrix pricing.

U.S. agencies include investments in government-sponsored enterprises, such as Federal National Mortgage Association, Federal Home Loan Banks, and Federal Home Loan Mortgage Corp.

Money market investments and participating interest-earning investment contracts that have a remaining maturity at the time of purchase of one year or less and are held by governments other than the external investment pools are measured at amortized cost and are not reflected in the table above. The total of these investments at amortized cost for the Water Fund are $373.8 million and $309.0 million as of December 31, 2020 and 2019, respectively.

During 2020, the City separated the pooled funds relating to the Water Fund into a segregate fund. As a result, the Water Fund shared no pooled funds with the City as of December 31, 2020.

Interest Rate Risk—As a means of limiting its exposure to fair value losses arising from rising interest rates, the City's investment policy requires that investments generally may not have a maturity date in excess of 30 years from the date of purchase. Certain other investments are held in accordance with the specific provisions of applicable ordinances.

Credit Risk—With regard to credit risk, the Code limits the investments in securities to:

1) Interest-bearing general obligations of the United States and the State of Illinois;

2) United States treasury bills and other non-interest bearing general obligations of the United States or United States government agencies when offered for sale at a price below the face value of same, so as to afford the city a return on such investment in lieu of interest;

3) Tax anticipation warrants, municipal bonds, notes, commercial paper or other instruments representing a debt obligation issued by the City of Chicago;

4) Commercial paper which: (1) at the time of purchase, is rated in the two highest classifications by at least two accredited ratings agencies; and (2) matures not more than 270 days after the date of purchase;

5) Reverse repurchase agreement if: (1) the term does not exceed 90 days; and (2) the maturity of the investment acquired with the proceeds of the reverse repurchase agreement does not exceed the

expiration date of the reverse repurchase agreement. Reverse repurchase agreements may be transacted with primary dealers and financial institutions, provided that the City has on file a master repurchase agreement;

6) Certificates of deposit of banks or savings and loan associations designated as municipal depositories which are insured by federal deposit insurance; provided that any amount of the deposit in excess of the federal deposit insurance shall be collateralized as noted in Custodial Credit Risk—Cash and Certificates of Deposit below;

7) Bankers acceptance of banks whose senior obligations, at the time of purchase, are rated in either the AAA or AA rating categories by at least two accredited ratings agencies;

8) Tax-exempt securities exempt from federal arbitrage provisions applicable to investments of proceeds of the City's tax-exempt debt obligations;

9) Domestic money market mutual funds regulated by and in good standing with the Securities and Exchange Commission; provided that such money market mutual funds' portfolios are limited to investments authorized by this section;

10) Any other suitable investment instrument permitted by state laws governing municipal investments generally, subject to the reasonable exercise of prudence in making investments of public funds;

11) Except where otherwise restricted or prohibited, a non-interest-bearing savings account, non-interest-bearing checking account or other non-interest bearing demand account established in a national or state bank, or a federal or state savings and loan association, when, in the determination of the treasurer, the placement of such funds in the non-interest bearing account is used as compensating balances to offset fees associated with that account that will result in cost savings to the City;

12) Bonds of companies organized in the United States with assets exceeding $1.0 billion that, at the time of purchase, are rated not less than A-, or equivalent rating, by at least two accredited ratings agencies;

13) Debt instruments of international financial institutions, including but not limited to the World Bank and the International Monetary Fund, that, at the time of purchase, are rated within 4 intermediate credit ratings of the United States sovereign credit rating by at least two accredited ratings agencies, but not less than an A-rating, or equivalent rating. For purposes of this subsection, an "international financial institution" means a financial institution that has been established or chartered by more than one country and the owners or shareholders are generally national governments or other international institutions such as the United Nations;

14) United States dollar denominated debt instruments of foreign sovereignties that, at the time of purchase, are rated within 4 intermediate credit ratings of the United States sovereign credit rating by at least two accredited ratings agencies, but not less than an A-rating or equivalent rating;

15) Interest-bearing bonds of any county, township, city, village, incorporated town, municipal corporation, or school district, of the State of Illinois, of any other state, or of any political subdivision or agency of the State of Illinois or of any other state, whether the interest earned thereon is taxable or tax-exempt under federal law. The bonds shall be registered in the name of the city or held under a custodial agreement at a bank. The bonds shall be rated, at the time of

purchase, not less than A-, or equivalent rating, by at least two accredited rating agencies with nationally recognized expertise in rating bonds of states and their political subdivisions;

16) Bonds registered and regulated by the Securities and Exchange Commission and for which the full faith and credit of the State of Israel is pledged for payment; provided that the bonds have an A- rating or above or equivalent rating by at least two accredited ratings agencies;

17) Bonds, notes, debentures, or other similar obligations of agencies of the United States rated, at the time of purchase, no less than AAA by at least two accredited rating agencies.

Total holdings across all funds held by the Water Fund shall have no less than an overall average rating of Aa1 on a quarterly basis, as rated by two accredited rating agencies. A schedule summarizing the Water Fund's exposure to credit risk as of December 31, 2020 and 2019, is as follows (in thousands):

Quality Rating	**2020**	**2019**
Aaa/AAA*	$174,483	$324,416
Aa/AA	55,806	80,637
A/A	26,049	15,012
Baa/BBB	-	4,099
P1/A1	133,427	175,589
P2/A2	225,592	23,214
Not rated	22	-
Total	$615,379	$622,967

Custodial Credit Risk—Cash and Certificates of Deposit—This is the risk that in the event of a bank failure, the City's Deposits may not be returned. The City's Investment Policy states that in order to protect the City public fund deposits, depository institutions are to maintain collateral pledges on City deposits and certificates of deposit during the term of the deposit.

For certificates of deposit of banks or savings and loan associations designated as municipal depositories which are insured by federal deposit insurance, any amount of the deposit in excess of the federal deposit insurance shall be either: (1) fully collateralized at least 102% by: (i) marketable U.S. government securities marked to market at least monthly; (ii) bonds, notes, or other securities constituting the direct and general obligation of any agency or instrumentality of the United States; or (iii) bonds, notes or other securities constituting a direct and general obligation of any county, township, city, village, incorporated town, municipal corporation, or school district, of the State of Illinois or of any other state, or of any political subdivision or agency of the State of Illinois or any other state which are rated in either the AAA or AA rating categories by at least two accredited ratings agencies and maintaining such rating during the term of such investments; (2) secured by a corporate surety bond issued by an insurance company licensed to do business in Illinois and having a claims-paying rating in the top rating category as rated by a nationally recognized statistical rating organization and maintaining such rating during the term of such investment; or (3) fully collateralized at least 102% by an irrevocable letter of credit issued in favor of the City of Chicago by the Federal Home Loan Bank, provided that the Federal Home Loan Bank's short-term debt obligations are rated in the highest rating category by at least one accredited ratings agency throughout the term of the certificate of deposit.

The collateral required to secure City funds must be held in safekeeping and pursuant to collateral agreements which would prohibit release or substitution of pledged assets without proper written

notification and authorization of the City Treasurer. The final maturity of acceptable collateral pledged shall not exceed 120 months.

The bank balance of cash and certificates of deposit with the City's various municipal depositories was $725.3 million. 99.4% of the bank balance was either insured or collateralized with securities held by City agents in the City's name. $4.6 million was uncollateralized at December 31, 2020, and thus was subject to custodial credit risk.

Investments reported in the basic financial statements as of December 31, 2020 and 2019, are summarized as follows (in thousands):

	2020	2019
Per Note 2:		
Investments—Water Fund	$ 615,379	$ 622,967
Investments—City Treasurer Pooled Fund	-	-
	$ 615,379	$ 622,967
Per financial statements:		
Restricted investments—current	$ 93,393	$ 112,938
Restricted investments—noncurrent	-	-
Unrestricted investments	416,247	401,032
Investments included as cash and cash equivalents on the statements of net position	105,739	108,997
	$ 615,379	$ 622,967

3. RESTRICTED ASSETS AND ACCOUNTS

Water sales are pledged to pay outstanding Water Revenue Bonds. The ordinances authorizing the issuance of outstanding Water Revenue Bonds provide for the creation of separate accounts into which net revenues, as defined, or proceeds are to be credited, are as follows:

Water Revenue Bonds, Series 2000 and 1997 ("Senior Lien Revenue Bonds"):

Bond Principal and Interest Account—No later than 10 days prior to each principal or interest payment date, an amount sufficient to pay principal, redemption premium, if any, and interest becoming due, whether upon maturity, redemption, or otherwise.

Bond Debt Service Reserve Account—For each series, an amount equal to the least of (i) the maximum annual debt service requirement; (ii) 10% of the original principal amount less original issue discount; or (iii) 125% of the average annual debt service requirement. The required balance of the Series 2000, 1997, 1995, and 1993 bonds was met by the purchase of surety bonds. The required balance of the Series 2001 Second Lien Revenue Bonds is being met with a deposit of a portion of the proceeds of the Series 2001 Senior Lien Revenue Bonds.

Construction Account—Certain proceeds of the Senior Lien Revenue Bonds were deposited in this account for the purpose of paying construction costs of projects as defined in the ordinance.

Water Revenue Bonds, Series 2000, 2008, 2010A, 2010B, 2010C, 2012, 2014, 2016A-1, and Refunding Bonds, Series 2004 and 2001, 2017, 2017-2 ("Second Lien Revenue Bonds"):

Principal and Interest Account—Deposits are required to be transferred no later than the business day preceding each May 1 and November 1, in an amount sufficient to pay principal and interest as due on outstanding Second Lien Revenue Bonds.

Second Lien Bonds Account—On the date of issuance of any series of Second Lien Revenue Bonds that bear interest at a variable rate paying interest more than semiannually, an amount equal to the interest payable during a six-month period will be transferred to a restricted account. The amount transferred will be calculated based on the maximum rate payable on such bonds.

Water Rate Stabilization Account—Any net revenues remaining after providing sufficient funds for all required deposits in the Water Revenue Bonds accounts may be transferred to the water rate stabilization account upon the direction of the City to be used for any lawful purpose of the Water Fund.

For accounts established by ordinances with balances, the amounts at December 31, 2020 and 2019, are as follows (in thousands):

	2020	2019
Second Lien Revenue Bonds	$ 30,303	$ 27,328
Water rate stabilization	93,170	91,012
Construction	52,495	57,232
Total	$175,968	$175,572

The 2020 and 2019 Water rate stabilization balance above includes a fair value adjustment of $2.0 million and $0.2 million, respectively.

At December 31, 2020 and 2019, management is not aware of any instances of noncompliance with the funding requirements and restrictions on assets as stated in the ordinances.

4. LONG-TERM DEBT

Long-term debt as of December 31, 2020 and 2019, consisted of the following (in thousands):

	2020	2019
$100,000 Series 2000 Second Lien Water Revenue Bonds, issued December 22, 1999, due 2030, converted to fixed rate on May 23, 2016; interest rate; interest at 5.0%	$ 100,000	$ 100,000
$81,500 Series 2001 Second Lien Water Revenue Refunding Bonds, issued December 13, 2001, due 2030; interest at 3.0% to 5.75%	80,500	80,565
$2,643 Illinois Environmental Protection Agency Loan Agreement, signed June 30, 2003, due 2025; interest at 2.57%	817	968
$3,605 Illinois Environmental Protection Agency Loan Agreement, signed October 16, 2003, due 2022; interest at 2.905%	469	693
$344,575 Series 2004 Second Lien Water Revenue Refunding Bonds, issued August 5, 2004, due through 2027, converted to fixed rate on May 23, 2016, interest at 2.0% to 5.0%	251,615	288,065
$549,915 Series 2008 Second Lien Water Revenue Bonds, issued April 16, 2008, due through 2038; interest at 4.0% to 5.25%	59,820	63,825
$313,580 Series 2010A-C Second Lien Water Revenue Bonds, issued November 10, 2010, due through 2040; interest at 2.0% to 6.742%	300,355	300,355
$6,000 Illinois Environmental Protection Agency Loan Agreement, signed January 21, 2011, due 2031; interest at 1.25%	3,484	3,778
$9,077 Illinois Environmental Protection Agency Loan Agreement, signed February 2, 2010, due 2031; noninterest bearing	5,015	5,471
$399,445 Series 2012 Second Lien Water Revenue Bonds, issued May 17, 2012, due through 2042; interest at 4.0% to 5.0%	357,310	366,500
$1,528 Illinois Environmental Protection Agency Loan Agreement, signed July 8, 2010, due 2032; interest at 1.25%	974	1,049
$1,502 Illinois Environmental Protection Agency Loan Agreement, signed September 15, 2013, due 2032; interest at 1.25%	967	1,042
$6,092 Illinois Environmental Protection Agency Loan Agreement, signed October 25, 2013, due 2032; interest at 1.25%	3,922	4,223
$6,542 Illinois Environmental Protection Agency Loan Agreement, signed May 27, 2014, due 2034; interest at 2.295%	4,734	5,030

(Continued)

	2020	2019
$39,422 Illinois Environmental Protection Agency Loan Agreement, signed August 5, 2013, due 2034; interest at 1.93%	$ 29,207	$ 31,002
$15,000 Illinois Environmental Protection Agency Loan Agreement, signed September 19, 2013, due 2034; interest at 1.93%	11,142	11,825
$47,000 Illinois Environmental Protection Agency Loan Agreement, signed March 3, 2014, due 2035; interest at 1.995%	35,944	38,057
$15,058 Illinois Environmental Protection Agency Loan Agreement, signed October 15, 2014, due 2035; interest at 1.995%	11,734	12,426
$367,925 Series 2014 Second Lien Water Revenue Bonds, issued September 17, 2014, due 2044; interest at 3.0% to 5.0%	330,140	337,365
$59,595 Series 2016A-1 Tax-Exempt Second Lien Water Revenue Bonds, issued May 23, 2016, due 2031; interest at 4.0% to 5.0%	59,595	59,595
$62,179 Illinois Environmental Protection Agency Loan Agreement, signed May 18, 2016, due 2036; interest at 2.21%	51,671	54,439
$40,450 Illinois Environmental Protection Agency Loan Agreement, signed May 27, 2014, due 2037; interest at 1.995%	39,203	40,972
$19,584 Illinois Environmental Protection Agency Loan Agreement, signed November 17, 2015, due 2036; interest at 1.86%	16,316	17,216
$199,355 Series 2017 Refunding Bonds, issued June 22, 2017, due 2036; interest at 5.0% to 5.25%	178,240	183,340
$235,260 Series 2017-2 Refunding Bonds, issued December 21, 2017, due 2038; interest at 5.0%	202,670	215,310
$81,147 Illinois Environmental Protection Agency Loan Agreement, signed June 3, 2016 due 2037; interest at 1.86%	72,306	75,892
$40,782 Illinois Environmental Protection Agency Loan Agreement, signed July 21, 2016 due 2038; interest at 1.86%	36,471	38,219
$22,491 Illinois Environmental Protection Agency Loan Agreement, signed December 13, 2016 due 2037; interest at 1.64%	20,050	21,064
$28,527 Illinois Environmental Protection Agency Loan Agreement, signed August 18, 2016 due 2039; interest at 1.86%	26,898	28,146
$5,460 Illinois Environmental Protection Agency Loan Agreement, signed May 11, 2017 due 2039; interest at 1.64%	5,230	5,460
$105,321 Illinois Environmental Protection Agency Loan Agreement, signed April 13, 2018 due 2039; interest at 1.76%	101,036	93,844

(Continued)

	2020	2019
$18,000 Illinois Environmental Protection Agency Loan Agreement, signed June 21, 2018 due 2039; interest at 1.76%	$ 10,939	$ 11,420
	2,408,774	2,497,156
Less current portion of long-term debt	(104,492)	(99,172)
Add unamortized bond discount/premium—net	148,935	166,916
Long-term portion—net	$ 2,453,217	$ 2,564,900

(Concluded)

Long-term debt during the years ended December 31, 2020 and 2019, changed as follows (in thousands):

	Balance January 1, 2020	Additions	Reductions	Balance December 31, 2020	Due within One Year
Revenue bonds and loans	$ 2,497,156	$ 11,017	$ (99,399)	$ 2,408,774	$ 104,492
Unamortized bond discount/ premium—net	166,916	-	(17,981)	148,935	-
Total	$ 2,664,072	$ 11,017	$ (117,380)	$ 2,557,709	$ 104,492

	Balance January 1, 2019	Additions	Reductions	Balance December 31, 2019	Due within One Year
Revenue bonds and loans	$ 2,457,341	$ 141,035	$ (101,220)	$ 2,497,156	$ 99,172
Accretion of capital appreciation bonds	9,351	1,143	(10,494)	-	-
Unamortized bond discount/ premium—net	185,875	-	(18,959)	166,916	-
Total	$ 2,652,567	$ 142,178	$ (130,673)	$ 2,664,072	$ 99,172

Interest expense includes amortization of the deferred loss on bond refunding for 2020 and 2019 of $2.0 million; net of amortization of bond premium of $18.0 million and $19.0 million, respectively; and accretion of Series 2000 capital appreciation bonds of $1.1 million in 2019.

As defined in the bond ordinances, net revenues are pledged for the payment of principal and interest on the bonds. Ordinances include covenants, which require that net revenues available for bonds, as adjusted, at least equal the greater of (i) 120% of the aggregate current annual debt service on the Senior Lien Revenue Bonds or (ii) the sum of the aggregate current annual debt service of the Senior Lien Revenue Bonds, plus 110% of the aggregate current annual Second Lien Revenue Bonds debt service, plus the aggregate outstanding debt service requirements for the fiscal year on the outstanding IEPA loans, plus the annual debt service requirement for the fiscal year on aggregate outstanding water commercial paper notes, plus the annual debt service requirement on any outstanding water line of credit and that City management maintains all covenant reserve account balances at specified amounts. The above requirements were met in 2020 and 2019.

Rate Increases—Water rates are set by ordinance and established in an amount designed to pay the costs of Water Fund operations and capital improvements, including any related debt service. Effective January 1, 2020 the water rate was set at $29.73 per 1,000 cubic feet and was increased to $30.46 per 1,000 cubic feet effective June 1, 2020.

Issuance of Debt—On April 13, 2018, a loan agreement was signed with the Illinois Environmental Protection Agency for a project that consists of the replacement of 55 miles of water main. Amounts initially drawn from this agreement are classified as advances until repayment terms are established. Once repayment terms are established, the total advances are converted to long-term debt. In 2019, the Water Fund converted a total of $95.2 million of drawn funds from this loan agreement to long-term debt. In 2020 the Water Fund drew $10.9 million. As of December 31, 2020, the total funds drawn from this loan agreement is $106.1 million. The loan agreement has an interest rate of 1.76% with maturity dates from November 25, 2020 to May 25, 2039.

On May 27, 2014, a loan agreement was signed with the Illinois Environmental Protection Agency for the upgrade of the existing electrical switchgear and distribution equipment at the South Water Purification Plant and other installation building construction and Minor architectural and electrical projects. Amounts initially drawn from this agreement are classified as advances until repayment terms are established. Once repayment terms are established, the total advances are converted to long-term debt. In 2017, the Water Fund converted $40.4 million into long-term debt. In 2018, the Water Fund drew an additional $3.9 million from this loan agreement. In 2019, the Water Fund drew $0.2 million and converted to long-term debt. In 2020 the Water Fund drew $0.1 million and was converted to long term debt. As of December 31, 2020, the total funds drawn from this loan agreement are $44.6 million. The loan agreement has an interest rate of 1.99% with maturity dates from March 9, 2018 to September 9, 2037.

A schedule of bond and note debt service requirements to maturity at December 31, 2020, is as follows (in thousands):

Years Ending December 31	Principal	Interest	Total Debt Service
2021	$ 104,492	$ 109,246	$ 213,738
2022	108,757	104,885	213,642
2023	112,642	100,300	212,942
2024	117,714	95,474	213,188
2025	127,036	90,559	217,595
2026–2030	681,939	364,498	1,046,437
2031–2035	545,649	226,193	771,842
2036–2040	477,050	105,374	582,424
2041–2045	133,495	14,519	148,014
Total	$ 2,408,774	$ 1,211,048	$ 3,619,822

Defeased Bonds—Defeased bonds have been removed from the balance sheet because the related assets have been placed in irrevocable trusts, together with interest earned thereon, will provide amount sufficient for payment of all principal and interest. There were no defeased bonds outstanding at December 31, 2020.

Debt Covenants—The ordinances authorizing the issuance of outstanding Water Revenue Bonds require that net revenues available for bonds, as adjusted shall each fiscal year at least equal the

greater of (i) 120% of the aggregate debt service requirement for the fiscal year on all the outstanding senior lien bonds, or (ii) the sum of (A) aggregate debt service requirements for the fiscal year on the outstanding senior lien bonds, plus (B) 110% of the aggregate debt service requirements for the fiscal year on of the outstanding second lien bonds, plus (C) aggregate outstanding debt service requirements for the fiscal year on the outstanding IEPA loans, plus (D) annual debt service requirement for the fiscal year on aggregate outstanding water commercial paper notes, plus (E) annual debt service requirement on any outstanding water line of credit. This requirement was met at December 31, 2020.

5. UTILITY PLANT

Utility plant changed during the years ended December 31, 2020 and 2019, as follows (in thousands):

	Balance—January 1, 2020	Additions	Disposals, Adjustments and Transfers	Balance—December 31, 2020
Utility plant not depreciated:				
Land and land rights	$ 6,858	$ 9,625	$ -	$ 16,483
Construction in progress	417,223	99,308	(85,122)	431,409
Total utility plant not depreciated	424,081	108,933	(85,122)	447,892
Utility plant being depreciated:				
Structures and improvements	607,575	98	734	608,407
Distribution plant	4,404,131	105,594	3,492	4,513,217
Equipment	808,135	7,606	51,472	867,213
Total utility plant being depreciated	5,819,841	113,298	55,698	5,988,837
Less accumulated depreciation:				
Structures and improvements	(246,868)	(8,829)	-	(255,697)
Distribution plant	(609,794)	(50,918)	628	(660,084)
Equipment	(434,234)	(22,506)	365	(456,375)
Total accumulated depreciation	(1,290,896)	(82,253)	993	(1,372,156)
Utility plant being depreciated—net	4,528,945	31,045	56,691	4,616,681
Utility plant—net	$ 4,953,026	$ 139,978	$ (28,431)	$ 5,064,573

	Balance—January 1, 2019	Additions	Disposals, Adjustments and Transfers	Balance—December 31, 2019
Utility plant not depreciated:				
Land and land rights	$ 6,858	$ -	$ -	$ 6,858
Construction in progress	427,987	206,897	(217,661)	417,223
Total utility plant not depreciated	434,845	206,897	(217,661)	424,081
Utility plant being depreciated:				
Structures and improvements	603,060	594	3,921	607,575
Distribution plant	4,161,875	90,904	151,352	4,404,131
Equipment	771,601	8,705	27,829	808,135
Total utility plant being depreciated	5,536,536	100,203	183,102	5,819,841
Less accumulated depreciation:				
Structures and improvements	(238,187)	(8,681)	-	(246,868)
Distribution plant	(563,037)	(47,970)	1,213	(609,794)
Equipment	(414,287)	(21,631)	1,684	(434,234)
Total accumulated depreciation	(1,215,511)	(78,282)	2,897	(1,290,896)
Utility plant being depreciated—net	4,321,025	21,921	185,999	4,528,945
Utility plant—net	$ 4,755,870	$ 228,818	$ (31,662)	$ 4,953,026

6. PENSION PLANS

Plan Description—Eligible Water employees participate in one of two single-employer defined benefit pension plans (the "Plans"). These Plans are: the Municipal Employees' Annuity and Benefit Fund of Chicago (Municipal Employees'); and the Laborers' and Retirement Board Employees' Annuity and Benefit Fund of Chicago (Laborers'). The Plans are administered by individual retirement boards of trustees comprised of City officials or their designees and of trustees elected by plan members. Certain employees of the Chicago Board of Education participate in the Municipal Employees' Fund or the Laborers' and Retirement Board Employees' Annuity and Benefit Fund. Each Plan issues a publicly available financial report that includes financial statements and required supplementary information that can be obtained at www.meabf.org and www.labfchicago.org.

Benefits Provided—The Plans provide retirement, disability, and death benefits as established by State law. Benefits generally vest after 10 years of credited service. Employees qualify for an unreduced retirement age minimum formula annuity based on a combination of years of service and age of retirement. Employees may also receive a reduced retirement age minimum formula annuity if they do not meet the age and service requirements for the unreduced retirement age annuity. The requirements of age and service are different for employees depending on when they first became members of their respective Plans. For the Plans, employees who became members before January 1, 2011 are considered Tier 1 Employees. Those employees who became members on or after January 1, 2011 but before July 6, 2017 are considered Tier 2 Employees. For those employees who became members on or after July 6, 2017 are considered Tier 3 Employees. Public Act 100-0023 (P.A. 100-0023),

which established the requirements for Tier 3 employees, includes a provision for Tier 2 employees to elect to be considered as Tier 3 employees. The annuity is computed by multiplying the final average salary by a percentage ranging from 2.2% to 2.5% per year of credited service. The final average salary is the employee's highest average annual salary for any four consecutive years within the last 10 years of credited service for participants who are Tier 1 Employees and any eight consecutive years within the last 10 years of credited service for participants who are Tier 2 Employees or Tier 3 Employees.

Benefit terms provide for annual adjustments to each employee's retirement allowance subsequent to the employees' retirement date. For Tier 1 Employees, the annual adjustments for Municipal Employees' and Laborers' are 3.0%, compounded, for annuitants born before January 1, 1966 and 1.5%, simple, born after January 1, 1966 or later. For Tier 2 Employees and Tier 3 Employees, the annual adjustments are equal to the lesser of 3.0% and 50% of CPI-U of the original benefit.

Employees Covered by Benefit Terms—At December 31, 2020, the following City employees were covered by the benefit terms:

	Municipal Employees'	Laborers'	Total
Inactive employees or beneficiaries currently receiving benefits	25,471	3,646	29,117
Inactive employees entitled to but not yet receiving benefits	20,139	1,486	21,625
Active employees	31,327	2,564	33,891
	76,937	7,696	84,633

Contributions—For the Municipal Employees' and Laborers' Plans, Public Act 100-0023 (P.A. 100-0023) was enacted on July 06, 2017. P.A. 100-0023 requires the City to contribute specific amounts to the Municipal Employees' and the Laborers' Plans in the aggregate amounts as follows: in payment year, $392.0 million; in payment year 2020, $481.0 million; in payment year 2021, $571.0 million; in payment year 2022, $660.0 million. Additionally, P.A. 100-0023 requires that the City's contributions are at actuarially determined rates beginning in payment year 2023 and future funding be sufficient to produce a funding level of 90% by the year end of 2058.

The City's contributions are budgeted in the same year as the applicable levy year for the property taxes funding the contributions. The City's contributions are then paid to the pension funds in the following year (which is when the levy property taxes are collected and paid to the City by the Cook County Treasurer). The Water Fund's proportion of the contribution was determined based on the rates of Water Fund's salaries within each corresponding pension plan to the total budgeted salaries for 2020 and 2019.

The contribution to the two pension plans from the Water Fund was $44.4 million and $39.8 million for the years ended December 31, 2020 and 2019, respectively.

Net Pension Liability, Pension Expense, and Deferred Outflows of Resources and Deferred Inflows of Resources Related to Pensions—At December 31, 2020 and 2019, the Water Fund recorded a liability of $1,159 million and $1,208 million, respectively, for its proportionate share of the net pension liability. The net pension liability was measured as of December 31, 2020 and 2019, and the total pension liability used to calculate the net pension liability was determined by an actuarial valuation as of those dates.

Changes in Actuarial Assumptions—Changes in the municipal bond rate resulted in a decrease in the single discount rate for Laborers. See discount rate section below.

The change in the single discount rate and other assumptions increased the net pension liability by $6.9 million for Laborers'. These changes are being amortized into expense over a 4 year period for Laborers'.

The Water Fund's proportion of the net pension liability was determined based on the rates of Water Fund's salaries within each corresponding pension plan to the total budgeted salaries for 2020 and 2019. At December 31, 2020 and 2019, the Water Fund's proportion was 6.6% and 7.2% of the Municipal Employees' plan, respectively, and 15.8% and 16.2%, respectively, of the Laborer's plan.

For the years ended December 31, 2020 and 2019, the Water Fund recognized pension expense of ($47.9) million and $70.3 million, respectively.

At December 31, 2020 and 2019, the Water Fund reported total deferred outflows of resources of $17.0 million and $10.4 million, respectively, and deferred inflows of resources of $125.8 million and $267.2 million, respectively, related to pensions from the following sources:

Municipal Employees' (dollars in thousands):

	2020		2019	
	Deferred Outflows of Resources	Deferred Inflows of Resources	Deferred Outflows of Resources	Deferred Inflows of Resources
Differences between expected and actual experience	$ 8,533	$ 2,352	$ 5,095	$ 6,959
Changes of assumptions	-	98,330	-	222,655
Net difference between projected and actual earnings on pension plan investments	-	6,723	-	3,680
Total	$ 8,533	$ 107,405	$ 5,095	$ 233,294

Amounts reported as deferred outflows of resources and deferred inflows of resources related to Municipal Employees' pensions will be recognized in pension expense/(benefit) as follows:

Years Ended December 31	
2021	$ (100,190)
2022	4,412
2023	(3,419)
2024	325
Total	$ (98,872)

Laborers' (dollars in thousands):

	2020		2019	
	Deferred Outflows of Resources	Deferred Inflows of Resources	Deferred Outflows of Resources	Deferred Inflows of Resources
Differences between expected and actual experience	$ 678	$ 2,958	$ 1,282	$ 2,498
Changes of assumptions	7,855	528	4,016	25,530
Net difference between projected and actual earnings on pension plan investments	-	14,888	-	5,844
Total	$ 8,533	$ 18,374	$ 5,298	$ 33,872

Amounts reported as deferred outflows of resources and deferred inflows of resources related to Laborers' pensions will be recognized in pension expense/(benefit) as follows:

Years Ended December 31	
2021	$ (2,960)
2022	864
2023	(5,105)
2024	(2,640)
Total	$ (9,841)

Deferred Outflow and Deferred Inflows Related to Changes in Proportionate Share of Contributions—For the years ended December 31, 2020 and 2019, the Water Fund reported a pension charge of $0 and $19.9 million, respectively, related to changes in its proportionate share of contributions. As of December 31, 2020 and 2019, the Water Fund reported deferred inflows of $79.8 million and $1.4 million, respectively, and deferred outflows of $18.8 million and $45.0 million, respectively, related to changes in its proportionate share of contributions. These deferred amounts will be recognized as a pension (benefit)/charge over a period of four years.

Actuarial Assumptions—The total pension liability in the December 31, 2020 and 2019 actuarial valuation was determined using the following actuarial assumptions, applied to all periods included in the measurement:

	Municipal Employees'		Laborers'	
Inflation	2.50 %		2.25 %	
Salary increases	3.50-7.75	(a)	3.00	(b)
Investment rate of return	7.00	(c)	7.25	(c)

(a) (1.5%–6.5% for 2020–2022), varying by years of service
(b) Plus a service—based increase in the first 9 years
(c) Net of investment expense

Post-retirement mortality rates were based on the RP-2014 Healthy Annuitant Mortality Table (Blue Collar mortality table for Laborers') with generational mortality improvement scales using MP-2016 for Municipal Employees' and MP-2017 for Laborers'. Pre-retirement mortality rates were based on the RP-2014 Employee Mortality Table (Blue Collar mortality table for Laborers').

The actuarial assumptions used in the December 31, 2020 valuation were adjusted based on the results of actuarial experience study for the periods:

Municipal Employees'—January 1, 2012–December 31, 2016

Laborers'— January 1, 2012–December 31, 2016

The long term expected rate of return on pension plan investments was determined using the building-block method in which best-estimate ranges of expected future real rates of return (expected returns, net of pension plan investment expense and inflation) are developed for each major asset class. These ranges are combined to produce the long-term expected rate of return by weighting the expected future real rates of return by the target asset allocation percentage and by adding expected inflation. The target allocation and best estimates of arithmetic real rates of return for each major asset class as of December 31, 2020 and 2019, are summarized in the following tables:

	Target Allocation		Long-Term Expected Real Rate of Return	
2020	**Municipal Employees**	**Laborers'**	**Municipal Employees**	**Laborers'**
Asset class:				
Domestic equity	26.0 %	- %	7.3 %	- %
U.S. equity	-	25.0	-	5.3
Non U.S. equity	-	20.0	-	5.3
Global equity	5.0	-	7.5	-
Global low volatility equity	-	5.0	-	4.2
International equity	17.0	-	7.5	-
Fixed income	25.0	20.0	2.3	(1.2)
Hedge funds	10.0	10.0	5.5	2.8
Infrastructure	2.0	-	7.3	-
Private debt	-	3.0	-	7.4
Private equity	5.0	4.0	10.8	9.1
Real estate	10.0	10.0	6.0	3.4
Private real assets	-	3.0	-	4.9
Total	100.0 %	100.0 %		

2019	Target Allocation		Long-Term Expected Real Rate of Return	
	Municipal Employees	Laborers'	Municipal Employees	Laborers'
Asset class:				
Domestic equity	26.0 %	- %	5.1 %	- %
U.S. equity	-	25.0	-	5.3
Non U.S. equity	-	20.0	-	5.3
Global equity	5.0	-	5.3	-
Global low volatility equity	-	5.0	-	4.4
International equity	17.0	-	5.3	-
Fixed income	25.0	20.0	0.1	(0.3)
Hedge funds	10.0	10.0	3.3	2.8
Infrastructure	2.0	-	5.1	-
Private debt	-	3.0	-	7.6
Private equity	5.0	4.0	8.6	8.8
Real estate	10.0	10.0	3.8	3.7
Private real assets	-	3.0	-	5.1
Total	100.0 %	100.0 %		

Discount Rate

Municipal Employees'—The discount rate used to measure the total pension liability as of December 31, 2020 and 2019 was 7%. The projection of cash flows used to determine the discount rate assumed plan member contributions will be made according to the contribution rate applicable for each member's tier and that employer contributions will be made as specified by Public Act 100-0023. For this purpose, only employer contributions that are intended to fund benefits of current plan members and their beneficiaries are included. Projected employer contributions and contributions from future plan members that are intended to fund the service costs of future plan members and their beneficiaries are not included. Based on those assumptions, the pension plan's fiduciary net position was projected to be available to make all projected future benefit payments of current plan members. Therefore, the long term expected rate of return on pension plan investments was applied to all periods of projected benefit payments to determine the total pension liability.

Laborers'—A Single Discount Rate of 6.84% and 7.00% was used to measure the total pension liability as of December 31, 2020 and 2019, respectively. This Single Discount Rate was based on an expected rate of return on pension plan investments of 7.25% as of December 31, 2020 and 2019, and a municipal bond rate of 2.00% and 2.75% as of December 31, 2020 and 2019, respectively (based on the rate closest to but not later than the measurement date of the "20-Year Municipal GO AA Index" rate from Fidelity Index). The projection of cash flows used to determine this Single Discount Rate assumed that plan member contributions will be made at the current contribution rate and that employer contributions will be made at under the statutory funding policy. Based on these assumptions, the pension plan's fiduciary net position and future contributions were sufficient to finance the benefit payments through the year 2073 (for the 2020 and 2019 valuation). As a result, the long-term expected rate of return on pension plan investments was applied to projected benefit payments through the year 2073, and the municipal bond rate was applied to all benefit payments after that date.

Sensitivity of the Water Fund's Proportionate Share of the Net Pension Liability to Changes in the Discount Rate

Municipal Employees'—The following presents the Water Fund's allocated share of the net pension liability as of December 31, 2020 and 2019, calculated using the discount rate of 7.0% as well as what the net pension liability would be if it were calculated using a discount rate that is 1 percentage point lower or 1 percentage point higher than the current rate (dollars in thousands):

		Current	
2020	**1% Decrease**	**Discount Rate**	**1% Increase**
Net pension liability December 31, 2020:			
Municipal Employees' discount rate	6.00 %	7.00 %	8.00 %
Municipal Employees' net pension liability	$1,054,589	$908,022	$786,214

		Current	
2019	**1% Decrease**	**Discount Rate**	**1% Increase**
Net pension liability December 31, 2019:			
Municipal Employees' discount rate	6.00 %	7.00 %	8.00 %
Municipal Employees' net pension liability	$1,105,974	$950,223	$820,924

Laborers'—The following presents the Water Fund's allocated share of the net pension liability as of December 31, 2020 and 2019, calculated using the discount rate of 6.84% and 7.0%, respectively, as well as what the net pension liability would be if it were calculated using a discount rate that is 1 percentage point lower or 1 percentage point higher than the current rate (dollars in thousands):

		Current	
2020	**1% Decrease**	**Discount Rate**	**1% Increase**
Net pension liability December 31, 2020:			
Laborers' discount rate	5.84 %	6.84 %	7.84 %
Laborers' net pension liability	$304,354	$250,711	$205,704

		Current	
2019	**1% Decrease**	**Discount Rate**	**1% Increase**
Net pension liability December 31, 2019:			
Laborers' discount rate	6.00 %	7.00 %	8.00 %
Laborers' net pension liability	$310,843	$257,325	$212,488

Pension Plan Fiduciary Net Position—Detailed information about the pension plans' fiduciary net position is available in the separately issued Pension Plans' financial reports.

7. RELATED-PARTY TRANSACTIONS

Included in operating expenses are reimbursements to the General Fund of the City for services provided by other City departments, employee fringe benefits, and certain payments made on behalf of the Water Fund. Such reimbursements amounted to $133.7 million and $125.7 million in 2020 and 2019, respectively.

8. COMMITMENTS AND CONTINGENCIES

The Water Fund has certain contingent liabilities resulting from litigation, claims, or commitments incident to the ordinary course of business. Management expects that final resolution of these contingencies will not have a material adverse effect on the financial position or results of operations of the Water Fund.

The Water Fund provides workers' compensation benefits and employee health benefits under self-insurance programs administered by the City and by a third-party administrator for workers' compensation. Such claims outstanding, including claims incurred but not reported, are estimated and recorded as liabilities in the basic financial statements.

Uninsured claim expenditures and liabilities are reported when it is probable that a loss has occurred and the amount of that loss can be reasonably estimated. These losses include an estimate of claims that have been incurred but not reported. Changes in the claims liability amounts for the years ended December 31, 2020 and 2019, are as follows (in thousands):

	2020	2019
Balance—January 1	$ 51,132	$ 51,090
Claims incurred on current and prior-year events	42,853	36,013
Claims paid on current and prior-year events	(31,254)	(35,971)
Balance—December 31	$ 62,731	$ 51,132

The City purchases annuity contracts from commercial insurers to satisfy certain liabilities, accordingly, no liability is reported for those claims. Property and casualty risks for the Water Fund are transferred to commercial insurers. Claims have not exceeded the purchased insurance coverage in the past three years.

At December 31, 2020 and 2019, the Water Fund entered into contracts with outstanding commitments of approximately $194.4 million and $300.6 million, respectively, for construction projects.

9. DEFERRED OUTFLOWS/INFLOWS OR RESOURCES

	2020	2019
	(Dollars in Thousands)	
Deferred outflows of resources:		
Deferred outflows from pension activities	$ 17,066	$ 10,393
Changes in proportionate share of pension contribution	18,845	45,024
Unamortized deferred bond refunding costs	20,660	22,657
Total deferred outflows of resources	$ 56,571	$ 78,074
Deferred inflows of resources:		
Deferred inflows from pension activities	$(125,780)	$(267,166)
Changes in proportionate share of pension contribution	(79,840)	(1,403)
Total deferred inflows of resources	$(205,620)	$(268,569)

Refer to Note 6 Pension Plans – Deferred Outflows Related to Pension Activities and to Changes in Proportionate Share of Contribution sections.

10. SUBSEQUENT EVENTS

The Water Fund has evaluated subsequent events through June 30, 2021, the date the basic financial statements were available to be issued and concluded no subsequent events have occurred that would require recognition that have not already been recognized or that require disclosure that have not already been disclosed.

* * * * * *

REQUIRED SUPPLEMENTARY INFORMATION

CITY OF CHICAGO, ILLINOIS
WATER FUND

REQUIRED SUPPLEMENTARY INFORMATION
SCHEDULE OF CHANGES IN THE NET PENSION LIABILITY AND RELATED RATIOS
LAST SIX FISCAL YEARS
(Dollars in thousands)

Municipal Employees'	2020	2019	2018	2017	2016	2015
TOTAL PENSION LIABILITY:						
Service cost*	$ 236,302	$ 228,465	$ 223,528	$ 572,534	$ 619,743	$ 226,816
Interest	1,190,694	1,159,253	1,123,348	915,711	878,369	909,067
Benefit changes	-	-	-	-	-	2,140,009
Differences between expected and actual experience	100,938	16,676	95,540	(177,755)	(127,119)	(109,835)
Assumption changes	-	-	-	(7,431,191)	(578,920)	8,711,755
Benefit payments including refunds	(973,478)	(952,652)	(916,198)	(888,174)	(859,672)	(826,036)
Net change in total pension liability	554,456	451,742	526,218	(7,008,875)	(67,599)	11,051,776
Total pension liability—beginning	17,260,356	16,808,614	16,282,396	23,291,271	23,358,870	12,307,094
Total pension liability—ending (a)	17,814,812	17,260,356	16,808,614	16,282,396	23,291,271	23,358,870
PLAN FIDUCIARY NET POSITION:						
Contributions—employer	496,992	418,269	349,574	261,764	149,718	149,225
Contributions—employee	157,798	146,645	138,400	134,765	130,391	131,428
Net investment income	335,403	560,940	(204,975)	610,515	281,419	114,025
Benefit payments including refunds of employee contribution	(973,478)	(952,652)	(916,198)	(888,174)	(859,672)	(826,036)
Administrative expenses	(7,118)	(6,740)	(6,639)	(6,473)	(7,056)	(6,701)
Other	-	-	-	5,394	-	-
Net change in plan fiduciary net position	9,597	166,462	(639,838)	117,791	(305,200)	(438,059)
Plan fiduciary net position—beginning	4,080,642	3,914,180	4,554,018	4,436,227	4,741,427	5,179,486
Plan fiduciary net position—ending (b)	4,090,239	4,080,642	3,914,180	4,554,018	4,436,227	4,741,427
NET PENSION LIABILITY—Ending (a) - (b)	$ 13,724,573	$ 13,179,714	$ 12,894,434	$ 11,728,378	$ 18,855,044	$ 18,617,443
PLAN FIDUCIARY NET POSITION AS A PERCENTAGE OF THE TOTAL PENSION LIABILITY	22.96 %	23.64 %	23.29 %	27.97 %	19.05 %	20.30 %
ALLOCATED COVERED PAYROLL	$ 123,184	$ 129,976	$ 123,292	$ 119,698	$ 109,644	$ 111,282
EMPLOYER'S NET PENSION LIABILITY AS A PERCENTAGE OF ALLOCATED COVERED-EMPLOYEE PAYROLL	737.13 %	731.07 %	743.37 %	695.42 %	1,144.85 %	1,132.81 %
ALLOCATED NET PENSION LIABILITY	$ 908,022	$ 950,223	$ 916,516	$ 832,399	$ 1,255,259	$ 1,255,259
ALLOCATED PERCENTAGE	6.62 %	7.21 %	7.11 %	7.10 %	6.66 %	6.66 %

* Includes pension plan administrative expense

** Allocated covered payroll is the amount in force as of the actuarial valuation date and likely differs from actual payroll during fiscal year

Ten year information will be provided prospectively starting with year 2015

(Continued)

WATER FUND

REQUIRED SUPPLEMENTARY INFORMATION
SCHEDULE OF CHANGES IN THE NET PENSION LIABILITY AND RELATED RATIOS
LAST SIX FISCAL YEARS
(Dollars in thousands)

Laborers'	2020	2019	2018	2017	2016	2015
TOTAL PENSION LIABILITY:						
Service cost *	$ 39,216	$ 38,522	$ 40,801	$ 80,232	$ 82,960	$ 38,389
Interest	191,099	188,347	183,135	154,047	150,166	153,812
Benefit changes	-	-	-	150	-	384,033
Differences between expected and actual experience	(18,992)	(8,820)	15,143	(62,178)	(30,428)	(46,085)
Assumption changes	44,034	32,846	(11,788)	(1,074,754)	(62,905)	1,175,935
Benefit payments including refunds	(169,056)	(164,959)	(160,061)	(157,050)	(154,683)	(152,530)
Pension plan administrative expense	(3,616)	(3,691)	(3,933)	(3,985)	(4,080)	(3,844)
Net change in total pension liability	82,685	82,245	63,297	(1,063,538)	(18,970)	1,549,710
Total pension liability—beginning	2,775,649	2,693,404	2,630,107	3,693,645	3,712,615	2,162,905
Total pension liability—ending (a)	2,858,334	2,775,649	2,693,404	2,630,107	3,693,645	3,712,615
PLAN FIDUCIARY NET POSITION:						
Contributions—employer	73,744	59,346	47,844	35,457	12,603	12,412
Contributions—employee	18,064	18,143	17,837	17,411	17,246	16,844
Net investment income	163,057	184,027	(75,219)	207,981	57,997	(22,318)
Benefit payments including refunds of employee contribution	(169,056)	(164,959)	(160,061)	(157,050)	(154,683)	(152,530)
Administrative expenses	(3,616)	(3,691)	(3,933)	(3,985)	(4,080)	(3,844)
Other	-	-	661	-	-	-
Net change in plan fiduciary net position	82,193	92,866	(172,871)	99,814	(70,917)	(149,436)
Plan fiduciary net position—beginning	1,187,549	1,094,683	1,267,554	1,167,740	1,238,657	1,388,093
Plan fiduciary net position—ending (b)	1,269,742	1,187,549	1,094,683	1,267,554	1,167,740	1,238,657
NET PENSION LIABILITY—Ending (a) - (b)	$ 1,588,592	$ 1,588,100	$ 1,598,721	$ 1,362,553	$ 2,525,905	$ 2,473,958
PLAN FIDUCIARY NET POSITION AS A PERCENTAGE OF THE TOTAL PENSION LIABILITY	44.42 %	42.78 %	40.64 %	48.19 %	31.61 %	33.36 %
ALLOCATED COVERED PAYROLL **	$ 32,699	$ 34,288	$ 33,855	$ 32,031	$ 30,606	$ 31,935
EMPLOYER'S NET PENSION LIABILITY AS A PERCENTAGE OF ALLOCATED COVERED PAYROLL	766.72 %	750.48 %	755.95 %	653.68 %	1,213.48 %	1,208.16 %
ALLOCATED NET PENSION LIABILITY	$ 250,711	$ 257,325	$ 255,928	$ 209,380	$ 371,399	$ 385,827
ALLOCATED PERCENTAGE	15.78 %	16.20 %	16.01 %	15.37 %	14.70 %	15.60 %

* Includes pension plan administrative expense.
** Allocated covered payroll is the amount in force as of the actuarial valuation date and likely differs from actual payroll during fiscal year
Ten year information will be provided prospectively starting with year 2015

(Concluded)

CITY OF CHICAGO, ILLINOIS
WATER FUND

SCHEDULE OF CONTRIBUTIONS
LAST TEN YEARS
(Dollars are in thousands)

Municipal Employees':

Years Ended December 31	Actuarially Determined Contributions	Contributions in Relation to the Actuarially Determined Contribution	Contribution Deficiency	Covered Payroll*	Contributions as a Percentage of Covered Payroll
2011	$ 611,756	$ 147,009	$ 464,747	$ 1,605,993	9.15 %
2012	690,823	148,859	541,964	1,590,794	9.36
2013	820,023	148,197	671,826	1,580,289	9.38
2014	839,039	149,747	689,292	1,602,978	9.34
2015	677,200	149,225	527,975	1,643,481	9.08
2016	961,770	149,718	812,052	1,646,939	9.09
2017	1,005,457	261,764	743,693	1,686,533	15.52
2018	1,049,916	349,574	700,342	1,734,596	20.15
2019	1,117,388	418,269	699,119	1,802,790	23.20
2020	1,167,154	496,992	670,162	1,861,905	26.69

* Covered payroll is the amount in force as of the actuarial valuation date and likely differs from actual payroll paid during fiscal year.

The schedule of contribution amounts are presented City-wide, as the statutory requirement for contribution is for the City of Chicago and not the individual Enterprise Fund.

Laborers':

Years Ended December 31	Actuarially Determined Contributions*	Contributions in Relation to the Actuarially Determined Contribution	Contribution Deficiency	Covered Payroll**	Contributions as a Percentage of Covered Payroll
2011	$ 57,259	$ 12,779	$ 44,480	$ 195,238	6.55 %
2012	77,566	11,853	65,713	198,790	5.96
2013	106,199	11,583	94,616	200,352	5.78
2014	106,019	12,161	93,858	202,673	6.00
2015	79,851	12,412	67,439	204,773	6.06
2016	117,033	12,603	104,430	208,155	6.05
2017	124,226	35,457	88,769	208,442	17.01
2018	129,247	47,844	81,403	211,482	22.62
2019	148,410	59,346	89,064	211,608	28.05
2020	155,794	73,744	82,050	207,195	35.59

* The LABF Statutory Funding does not conform to Actuarial Standards of Practice, therefore, the actuarially determined contribution is equal to the normal cost plus an amount to amortize the unfunded liability using dollar payments and a 30 year open amortization period.

** Covered payroll is the amount in force as of the actuarial valuation date and likely differs from actual payroll paid during fiscal year.

The schedule of contribution amounts are presented City-wide, as the statutory requirement for contribution is for the City of Chicago and not the individual Enterprise Fund.

(Continued)

CITY OF CHICAGO, ILLINOIS
WATER FUND

SCHEDULE OF CONTRIBUTIONS
LAST TEN YEARS
(Dollars are in thousands)

Actuarial Methods and Assumptions	Municipal Employees'		Laborers'	
Actuarial valuation date	December 31, 2020	(a)	December 31, 2020	(b)
Actuarial cost method	Entry age normal		Entry age normal	
Asset valuation method	5-yr Smoothed Market		5-yr Smoothed Market	
Actuarial assumptions:				
Inflation	2.50 %		2.25 %	
Salary increases	3.50 %–7.75 %	(c)	3.00 %	(d)
Investment rate of return	7.00 %	(e)	7.25 %	(f)
Retirement age	(g)		(h)	
Mortality	(i)		(j)	
Other information	(k)		(l)	

(a) Actuarially determined contribution amount is determined as of December 31, with appropriate interest to the middle of the year.
(b) Actuarially determined contribution rates are calculated as of December 31, which is 12 months prior to the end of the fiscal year in which contributions are reported.
(c) (1.50%–6.50% for 2020–2022), varying by years of service.
(d) Plus service based increases consistent with bargaining contracts.
(e) Net of investment expense.
(f) Net of investment expense, including inflation.
(g) For employees first hired prior to January 1, 2011, rates of retirement are based on the recent experience of the Fund (effective December 31, 2017). For employees first hired on or after January 1, 2011 and before July 6, 2017, rates of retirement for each age from 62 to 80 were used (effective December 31, 2011). For employees first hired on or after July 6, 2017, rates of retirement for each age from 62 to 80 were December 31, 2017, valuation pursuant to an experience used (effective December 31, 2017).
(h) Experience-based table of rates that are specific to the type of eligibility condition. Last updated for the study of the period January 1, 2012, through December 31, 2016.
(i) Post-retirement mortality rates were based on the RP-2014 Healthy Annuitant Mortality Tables, set forward two years for males and one year for females, and projected generationally using scale MP-2016. Pre-retirement mortality rates were based on 120% of the RP-2014 Employee Mortality Tables projected generationally using scale MP-2016.
(j) Post Retirement Mortality: Scaling factors of 117% for males, and 102% for females of the RP-2014 Blue Collar Healthy Annuitant mortality table, sex distinct, with generational mortality improvement using MP-2017 2-dimensional mortality improvement scales. No adjustment is made for post-disabled mortality. Pre Retirement Mortality: Scaling factors of 109% for males, and 103% for females of the RP-2014 Blue Collar Employee mortality table, sex distinct, with generational mortality improvement using MP-2017 2-dimensional mortality improvement scales.
(k) Other assumptions: Same as those used in the December 31, 2020, actuarial funding valuations.
(l) The actuarial valuation is based on the statutes in effect as of December 31, 2020. Benefit changes as a result of Public Act 100-0023 were recognized in the Total Pension Liability as of December 31, 2020.

(Concluded)

ADDITIONAL INFORMATION

CITY OF CHICAGO, ILLINOIS
WATER FUND

ADDITIONAL SUPPLEMENTARY INFORMATION
SCHEDULE OF UTILITY PLANT
FOR THE YEAR ENDED DECEMBER 31, 2020
(In thousands)

	Assets					Accumulated Depreciation				
	Balance—January 1, 2020	Additions	Adjustments/ Disposals	Transfers	Balance—December 31, 2020	Balance—January 1, 2020	Provision	Adjustments/ Disposals	Balance—December 31, 2020	Net Balance—December 31, 2020
LAND AND LAND RIGHTS:										
Power and pumping	$ 4,142	$ 9,625	$ -	$ -	$ 13,767	$ -	$ -	$ -	$ -	$ 13,767
Distribution reservoir	300	-	-	-	300	-	-	-	-	300
Purification	1,739	-	-	-	1,739	-	-	-	-	1,739
General and maintenance	677	-	-	-	677	-	-	-	-	677
Total land and land rights	6,858	9,625	-	-	16,483	-	-	-	-	16,483
STRUCTURES AND IMPROVEMENTS:										
Cribs	22,968	-	-	-	22,968	6,411	271	-	6,682	16,286
Lake and land tunnels	119,621	-	-	-	119,621	45,842	1,184	-	47,026	72,595
Intake structures	9,531	-	-	-	9,531	5,135	95	-	5,230	4,301
Power and pumping structures	145,428	-	-	-	145,428	44,638	2,063	-	46,701	98,727
Purification buildings	252,915	83	-	749	253,747	125,696	4,216	-	129,912	123,835
Distribution reservoirs	16,979	-	-	-	16,979	6,812	226	-	7,038	9,941
Offices, maintenance, and general	40,118	-	-	-	40,118	12,334	774	-	13,108	27,010
Contract retainage	15	15	(15)	-	15	-	-	-	-	15
Total structures and improvements	607,575	98	(15)	749	608,407	246,868	8,829	-	255,697	352,710
DISTRIBUTION PLANT:										
Mains and accessories	4,122,599	96,094	(654)	11,259	4,229,298	530,721	41,226	(628)	571,319	3,657,979
Meters and installations	257,650	2,139	-	298	260,087	67,626	9,438	-	77,064	183,023
Hydrants and valves	16,471	-	-	-	16,471	11,447	254	-	11,701	4,770
Contract retainage	7,411	7,361	(7,411)	-	7,361	-	-	-	-	7,361
Total distribution plant	4,404,131	105,594	(8,065)	11,557	4,513,217	609,794	50,918	(628)	660,084	3,853,133
EQUIPMENT:										
Power production	65,420	-	-	-	65,420	53,384	1,369	-	54,753	10,667
Pumping	300,313	1,583	-	399	302,295	136,097	9,260	-	145,357	156,938
Purification	383,389	2,110	-	55,121	440,620	200,178	9,185	-	209,363	231,257
Heavy machinery	23,790	-	-	-	23,790	19,550	736	-	20,286	3,504
Transportation	13,666	230	(365)	-	13,531	8,240	1,506	(365)	9,381	4,150
Miscellaneous	17,874	-	-	-	17,874	16,785	450	-	17,235	639
Contract retainage	3,683	3,683	(3,683)	-	3,683	-	-	-	-	3,683
Total equipment	808,135	7,606	(4,048)	55,520	867,213	434,234	22,506	(365)	456,375	410,838
Total structures and improvements, distribution plant, and equipment	5,819,841	113,298	(12,128)	67,826	5,988,837	1,290,896	82,253	(993)	1,372,156	4,616,681
CONSTRUCTION IN PROGRESS:										
Filtration plants	111,846	24,816	-	(55,870)	80,792	-	-	-	-	80,792
Pumping stations	31,403	25,746	-	(399)	56,750	-	-	-	-	56,750
Water mains	256,678	32,419	-	(11,557)	277,540	-	-	-	-	277,540
Contract retainage	17,296	16,327	(17,296)	-	16,327	-	-	-	-	16,327
Total construction in progress	417,223	99,308	(17,296)	(67,826)	431,409	-	-	-	-	431,409
TOTAL UTILITY PLANT	$ 6,243,922	$ 222,231	$ (29,424)	$ -	$ 6,436,729	$ 1,290,896	$ 82,253	$ (993)	$ 1,372,156	$ 5,064,573

PART III

STATISTICAL SECTION
(UNAUDITED)

STATISTICAL DATA (UNAUDITED)

The statistical data section includes selected financial and operating information, generally presented on a multiyear basis. Statistical section information is presented in five categories—financial trends, revenue capacity, debt capacity, operating, and demographic and economic information. Schedules in the statistical section are the following:

Financial Trends Information—These schedules contain trend information to help the reader understand how the Water Fund's basic financial performance and well-being have changed over time.

Revenue Capacity Information—These schedules contain information to help the reader assess the Water Fund's most significant local revenue source and water sales charge.

Debt Capacity Information—These schedules present information to help the reader assess the affordability of the Water Fund's current levels of outstanding debt and the Water Fund's ability to issue additional debt in the future.

Operating Information—These schedules contain service and infrastructure data to help the reader understand how the information in the Water Fund's financial report relates to the services the Department of Water Management and the Water Fund and how it provides the activities it performs.

Demographic and Economic Information—These schedules offer demographic and economic indicators to help the reader understand where the environment within which the City's financial activities take place.

CITY OF CHICAGO, ILLINOIS
WATER FUND

STATISTICAL DATA
CHANGES IN NET POSITION (UNAUDITED)
TEN YEARS ENDED DECEMBER 31, 2011–2020
(In millions)

	2011	2012	2013	2014	2015	2016	2017	2018	2019	2020
OPERATING REVENUES:										
Water sales	$ 441.8	$ 562.6	$ 620.5	$ 693.1	$ 773.8	$ 760.6	$ 749.8	$ 754.8	$ 737.9	$ 743.8
Provision for doubtful accounts	-	-	-	(22.5)	(23.6)	(24.8)	(20.2)	(8.2)	(20.4)	(29.5)
Other operating revenues	12.4	13.7	16.6	22.1	19.2	25.6	29.4	27.4	26.9	22.2
Total operating revenues	454.2	576.3	637.1	692.7	769.4	761.4	759.0	774.0	744.4	736.5
OPERATING EXPENSES:										
Source of supply	0.2	0.2	0.1	0.3	0.2	0.1	0.1	0.2	0.4	0.2
Power and pumping	38.2	41.7	43.2	43.1	41.3	39.6	41.4	41.1	42.5	40.7
Purification	66.5	56.1	60.9	58.5	57.1	57.5	60.5	62.9	67.8	61.8
Transmission and distribution	39.0	36.5	29.5	43.7	37.3	39.2	39.6	59.7	71.8	71.7
Provision for doubtful accounts	14.0	15.7	25.4	-	-	-	-	-	-	
Customer accounting and collection	10.6	10.0	11.6	11.9	14.7	15.3	18.2	22.1	27.2	27.0
Administrative and general	17.1	21.9	21.2	22.0	22.1	20.3	13.6	13.0	13.0	13.9
Central services and General Fund reimbursements	96.6	107.4	108.7	119.2	129.1	126.4	121.7	127.0	124.0	139.8
Pension expense	-	-	-	-	436.0	240.0	107.1	85.4	70.3	(47.9)
Total operating expenses	282.2	289.5	300.6	298.7	737.8	538.4	402.2	411.4	417.0	307.2
OPERATING INCOME BEFORE DEPRECIATION AND AMORTIZATION	172.0	286.8	336.5	394.0	31.6	223.0	356.8	362.6	327.4	429.3
DEPRECIATION AND AMORTIZATION	47.1	48.4	49.6	58.0	56.4	68.0	71.1	74.6	79.9	82.5
OPERATING INCOME	124.9	238.4	286.9	336.0	(24.8)	155.0	285.7	288.0	247.5	346.8
NONOPERATING REVENUES (EXPENSES):										
Interest income	2.0	0.3	0.4	(0.5)	3.1	0.6	10.3	5.1	21.0	17.0
Interest expenses	(86.5)	(81.7)	(92.2)	(98.8)	(106.1)	(107.9)	(108.3)	(91.3)	(97.0)	(95.9)
Swap termination fee	-	-	-	-	-	(101.7)	-	-	3.5	4.7
Other operating revenues	2.2	1.1	0.5	(0.5)	0.2	0.6	3.2	2.1	-	
Total nonoperating expenses—net	(82.3)	(80.3)	(91.3)	(99.8)	(102.8)	(208.4)	(94.8)	(84.1)	(72.5)	(74.2)
TRANSFERS OUT	-	-	-	-	(0.6)	(2.4)	(2.1)	(2.4)	(2.7)	(2.4)
CHANGE IN NET POSITION	42.6	158.1	195.6	236.2	(128.2)	(55.8)	188.8	201.5	172.3	270.2
TOTAL NET POSITION—Beginning of year	1,050.7	1,093.3	1,251.4	1,447.0	1,079.7	951.5	895.7	1,084.5	1,285.9	1,458.2
TOTAL NET POSITION—End of year	$ 1,093.3	$ 1,251.4	$ 1,447.0	$ 1,683.2	$ 951.5	$ 895.7	$ 1,084.5	$ 1,285.9	$ 1,458.2	$ 1,728.4

CITY OF CHICAGO, ILLINOIS
WATER FUND

STATISTICAL DATA
NET POSITION BY COMPONENT (UNAUDITED)
TEN YEARS ENDED DECEMBER 31, 2011–2020
(In millions)

	2011	2012	2013	2014	2015	2016	2017	2018	2019	2020
NET POSITION:										
Net investment in capital assets	$ 1,046.1	$ 1,062.3	$ 1,233.2	$ 1,394.0	$ 1,514.0	$ 1,622.0	$ 1,949.4	$ 2,163.2	$ 2,351.1	$ 2,574.3
Restricted for capital projects	0.2	1.3	0.7	0.6	0.7	0.4	0.5	0.2	0.4	0.1
Unrestricted	47.0	187.8	213.1	288.6	(563.2)	(726.7)	(865.4)	(877.5)	(893.3)	(846.0)
TOTAL NET POSITION	$ 1,093.3	$ 1,251.4 *	$ 1,447.0	$ 1,683.2	$ 951.5 **	$ 895.7	$ 1,084.5	$ 1,285.9	$ 1,458.2	$ 1,728.4

* Amounts were restated due to the implementation of GASB 65.
** Amounts were restated due to the implementation of GASB 68.

CITY OF CHICAGO, ILLINOIS
WATER FUND

STATISTICAL DATA
HISTORICAL FINANCIAL OPERATIONS (UNAUDITED)
TEN YEARS ENDED DECEMBER 31, 2011–2020
(In millions)

	2011	2012	2013	2014	2015	2016	2017	2018	2019	2020
OPERATING REVENUES:										
Water sales	$441.8	$562.6	$620.5	$693.1	$773.8	$760.6	$749.8	$754.8	$737.9	$743.8
Other operating revenues	12.4	13.7	16.6	22.1	19.2	25.6	29.4	27.4	26.9	22.2
Total operating revenues	454.2	576.3	637.1	715.2	793.0	786.2	779.2	782.2	764.8	766.0
OPERATING EXPENSES:										
Source of supply	0.2	0.2	0.1	0.3	0.2	0.1	0.1	0.2	0.4	0.2
Power and pumping	38.2	41.7	43.2	43.1	41.3	39.6	41.4	41.1	42.5	40.7
Purification	66.5	56.1	60.9	58.5	57.1	57.5	60.5	62.9	67.8	61.8
Transmission and distribution	39.0	36.5	29.5	43.7	37.3	39.2	39.6	59.7	71.8	71.7
Provision for doubtful accounts	14.0	15.7	25.4	22.5	23.6	24.8	20.2	8.2	20.4	29.5
Customer accounting and collection	10.6	10.0	11.6	11.9	14.7	15.3	18.2	22.1	27.2	27.0
Administrative and general	17.1	21.9	21.2	22.0	22.1	20.3	13.6	13.0	13.0	13.9
Central services and General Fund reimbursements	96.6	107.4	108.7	119.3	129.1	126.4	121.7	127.0	124.0	139.8
Pension expense	-	-	-	-	436.0	240.0	107.1	85.4	70.3	(47.9)
Total operating expenses	282.2	289.5	300.6	321.3	761.4	563.2	422.4	419.6	437.4	336.7
INTEREST INCOME (OTHER THAN FROM CONSTRUCTIONAL ACCOUNT)	2.0	0.3	0.4	(0.5)	3.1	0.6	10.2	5.1	21.0	17.0
NET REVENUES—As defined (Note 4)	$174.0	$287.1	$336.9	$393.4	$ 34.7	$223.6	$367.0	$367.7	$348.4	$446.3

Source: City of Chicago Department of Water Management and Comptroller's Office.

CITY OF CHICAGO, ILLINOIS
WATER FUND

STATISTICAL DATA
WATER SYSTEM ACCOUNTS (UNAUDITED)
TEN YEARS ENDED DECEMBER 31, 2011–2020

Years Ended December 31	Nonmetered	Metered	Total
2011	304,519	192,304	496,823
2012	290,863	205,097	495,960
2013	273,426	220,759	494,185
2014	250,304	241,304	491,608
2015	227,801	266,284	494,085
2016	206,913	287,351	494,264
2017	190,276	303,877	494,153
2018	180,608	313,758	494,366
2019	178,348	316,262	494,610
2020	177,641	316,783	494,424

CITY OF CHICAGO, ILLINOIS
WATER FUND

STATISTICAL DATA
TEN LARGEST SUBURBAN CUSTOMERS (UNAUDITED)
FOR THE YEAR ENDED DECEMBER 31, 2020
(In thousands)

Customer	Amount of Sales
Dupage Water Commission	$110,481
Oaklawn, Illinois	43,688
Northwest Suburban Municipal Joint Action Water Agency	39,836
Bedford Park, Illinois	28,547
Melrose Park, Illinois	14,070
Harvey, Illinois	13,289
Cicero, Illinois	9,781
Village of McCook, Illinois	8,685
Village of Oak Park, Illinois	8,180
Village of Alsip, Illinois	8,021
Total	$284,578

Source: City of Chicago Department of Water Management.

CITY OF CHICAGO, ILLINOIS
WATER FUND

STATISTICAL DATA
REVENUE BOND COVERAGE (UNAUDITED)
TEN YEARS ENDED DECEMBER 31, 2011–2020
(In millions)

PRIOR BONDS COVERAGE CALCULATION

COMBINED PRIOR BONDS, SENIOR LIEN, AND SECOND LIEN DEBT SERVICE CALCULATION	**2011**	**2012**	2013	**2014**	**2015**	**2016**	**2017**	2018	**2019**	**2020**
REVENUES AVAILABLE FOR BONDS:										
Net revenues—as defined (Note 4)	$ 174.0	$ 287.1	$ 336.9	$ 393.4	$ 34.7	$ 223.6	$ 367.0	$ 367.7	$ 348.4	$ 446.3
Pension expense other than contribution (Note) [1]	-	-	-	-	423.3	227.6	82.7	53.3	30.3	(92.3)
Transfer from (to) Water Rate Stabilization account	-	(13.5)	(13.5)	-	-	-	-	-	-	
Other Available Funds (Note) [2]	43.4	63.8	146.2	176.4	236.1	421.7	515.7	451.8	445.0	424.0
NET REVENUES AVAILABLE FOR BONDS	$ 217.4	$ 337.4	$ 469.6	$ 569.8	$ 694.1	$ 872.9	$ 965.4	$ 872.8	$ 823.7	$ 778.0
DEBT SERVICE REQUIREMENTS:										
Senior debt service requirements [4]	$ 14.1	$ 13.9	$ 21.5	$ 21.5	$ 21.5	$ 21.5	$ 15.6	$ 15.6	$ 7.6	$ -
Senior debt service coverage ratio	15.4	24.3	21.8	26.5	32.3	40.6	61.9	55.9	109.1	-
Second lien debt service requirements	$ 106.6	$ 116.5	$ 125.6	$ 126.0	$ 150.4	$ 153.0	$ 178.7	$ 180.9	$ 183.5	$ 178.5
Subordinate lien debt service requirements	0.4	1.2	1.3	1.9	6.9	12.1	13.3	21.2	28.7	33.3
Total second and subordinate lien debt service requirements	$ 107.0	$ 117.7	$ 126.9	$ 127.9	$ 157.3	$ 165.1	$ 192.0	$ 202.1	$ 212.2	$ 211.8
TOTAL COMBINED SENIOR, SECOND, AND SUBORDINATE LIEN DEBT SERVICE REQUIREMENTS	$ 121.1	$ 131.6	$ 148.4	$ 149.4	$ 178.8	$ 186.6	$ 207.6	$ 217.7	$ 219.8	$ 211.8
TOTAL COMBINED SENIOR AND SECOND LIEN DEBT SERVICE COVERAGE RATIO	1.8	2.6	3.2	3.8	3.9	4.7	4.7	4.0	3.7	3.7
WATER RATE STABILIZATION ACCOUNT YEAR-END BALANCE [3]	$ 61.4	$ 74.9	$ 88.4	$ 88.4	$ 91.2	$ 91.2	$ 90.5	$ 89.4	$ 91.2	$ 93.2
Total population served	5.296094	5.296094	5.296094	5.296094	5.296094	5.296094	5.296094	5.296094	5.296094	5.296094
Total long term debt	$ 1,721.0	$ 2,030.0	$ 1,997.0	$ 2,382.0	$ 2,391.0	$ 2,468.0	$ 2,401.0	$ 2,457.0	$ 2,398.0	$ 2,409.0
Long term debt per customer served	$ 325.0	$ 383.3	$ 377.1	$ 449.8	$ 451.5	$ 466.0	$ 453.4	$ 463.9	$ 452.8	$ 454.9

Source: City of Chicago Comptroller's Office; U.S. Department of Commerce - Census Bureau

[1] Of the ($47.9) million of pension expense for 2020, $44.4 million is the portion of the City's pension contribution payable in 2020 to the pension funds and allocable to the Water Fund. The remaining portion of the pension expense for 2020, (92.3) million is recognized on the income statement of the Water Fund for 2020 pursuant to GASB 68 but is not due and payable by the City during 2020; accordingly, that portion is not included in Operating Expenses for purposes of calculation of the debt service coverage ratio.

[2] As provided in the Ordinance, Gross Revenues remaining in any period after providing sufficient funds for Operations and Maintenance Costs, for paying required debt service on all bonds and notes secured by Water System revenues, for paying any required amounts into any other accounts established for any bonds or notes secured by Water System revenues and to make any deposits into the Water Rate Stabilization Account ("Other Available Funds"), can be applied to debt service for any future period.

[3] The 2020 water rate stabilization balance includes a fair value adjustment of $2.0 million. A fair value adjustment was not included in 2016 and prior balances.

[4] The 2000 Senior Liend Debt service was fully defeased in 2019 and therefore no outstanding debt at 12/31/2020.

CITY OF CHICAGO, ILLINOIS
WATER FUND

STATISTICAL DATA
LONG-TERM DEBT (UNAUDITED)
TEN YEARS ENDED DECEMBER 31, 2011–2020
(In millions)

	2011	2012	2013	2014	2015	2016	2017	2018	2019	2020
Senior lien bonds	$ 68.9	$ 60.7	$ 49.0	$ 37.5	$ 26.2	$ 15.0	$ 9.6	$ 4.6	$ -	$ -
Second lien bonds	1,586.9	1,951.1	1,921.6	2,258.6	2,222.3	2,261.8	2,142.7	2,070.8	1,920.2	1,920.2
Commercial paper	46.5	-	-	-	-	-	-	-	-	-
Subordinate lien—IEPA loan	18.9	18.4	26.3	85.7	142.9	191.6	248.7	381.9	477.8	488.6
Total long-term debt	1,721.2	2,030.2	1,996.9	2,381.8	2,391.4	2,468.4	2,401.0	2,457.3	2,398.0	2,408.8
Accretion of capital appreciation bonds	46.9	47.7	43.9	39.1	33.3	26.3	18.4	9.4	-	-
Unamortized bond discount/premium—net	30.5	71.0	66.9	97.0	91.3	161.2	205.6	185.9	166.9	148.9
Unamortized deferred loss on bond refunding	(38.7)	(36.2)	-	-	-	-	-	-	-	-
Total	$ 1,759.9	$ 2,112.7	$ 2,107.7	$ 2,517.9	$ 2,516.0	$ 2,655.9	$ 2,625.0	$ 2,652.6	$ 2,564.9	$ 2,557.7

CITY OF CHICAGO, ILLINOIS
WATER FUND

STATISTICAL DATA
CAPITAL IMPROVEMENT PROGRAM (UNAUDITED)
2021–2025
(In thousands)

Years	Amount
2021	$ 320,180
2022	351,670
2023	331,227
2024	298,310
2025	329,090
Total	$1,630,477

Note: The information presented in the table above reflects the Water Fund's expected allocation of resources to various projects, but does not necessarily represent an expectation of actual cash expenditures for these projects.

Source: City of Chicago Department of Water Management.

CITY OF CHICAGO, ILLINOIS
WATER FUND

STATISTICAL DATA
WATER SYSTEM PUMPAGE AND CAPACITY (UNAUDITED)
TEN YEARS ENDED DECEMBER 31, 2011–2020

Years	Total Pumpage (MGD)	Average Daily Pumpage (MGD)	Maximum Daily Pumpage (MGD)	System's Rated Pumpage Capacity (MGD)	Maximum Daily Pumpage as % of Capacity
2011	281,506	771	1,317	2,160	61
2012	289,545	793	1,248	2,160	58
2013	276,039	756	1,095	2,160	51
2014	274,552	752	1,023	2,160	47
2015	262,606	719	890	2,160	41
2016	255,872	701	934	2,160	43
2017	248,371	680	1,089	2,160	50
2018	249,845	685	859	2,160	40
2019	241,359	661	838	2,160	39
2020	234,426	641	842	2,160	39

Note: Million Gallons Daily (MGD).

Source: City of Chicago Department of Water Management.

CITY OF CHICAGO, ILLINOIS
WATER FUND

MISCELLANEOUS STATISTICAL DATA (UNAUDITED)
FOR THE YEARS ENDED DECEMBER 31, 2020 AND 2019

	2020	2019
AREA SERVED (IN SQUARE MILES):		
Chicago	228	228
125 suburbs	578	578
TOTAL AREA SERVED	806	806
WATER WORKS FACILITIES:		
Filtration plants	2	2
Continuous service capacity:		
South Water Filtration Plant (MGD)	720	720
Jardine Water Purification Plant (MGD)	1,440	1,440
Pumping stations—steam	3	3
Pumping stations—electric	9	9
Installed pumping capacity (MGD)	3,361	3,661
Crib intakes in service	2	2
Shore intakes (filtration plants)	2	2
Water supply tunnels (6 to 20 feet in diameter)—miles	64	64
DISTRIBUTION SYSTEM:		
Water mains (miles)	4,258	4,258
Fire hydrants	48,049	48,049
Valves	47,831	47,831

Note: Million Gallons Daily (MGD).

Source: City of Chicago Department of Water Management.

CITY OF CHICAGO, ILLINOIS
WATER FUND

STATISTICAL DATA
OPERATING INFORMATION BY FUNCTION (UNAUDITED)
TEN YEARS ENDED DECEMBER 31, 2011–2020
(Number of employees)

Function	2011	2012	2013	2014	2015	2016	2017	2018	2019	2020
Administration	63	62	61	62	61	61	64	63	63	56
Agency management	39	37	37	34	36	36	35	37	37	35
Safety and security	17	16	16	26	27	27	21	21	21	53
Capital design and construction services	10	8	8	9	9	9	10	10	10	13
Engineering services	4	4	4	4	6	6	7	7	7	6
Inspection services	32	30	29	29	27	27	26	27	27	27
Water quality	48	48	47	47	47	47	46	45	58	53
Water pumping	231	234	222	220	214	214	215	213	213	205
Water treatment	326	323	336	334	344	344	343	343	343	343
Systems installation	39	34	75	76	75	75	65	65	65	62
Systems maintenance	581	583	542	527	520	520	471	449	449	425
Billings and customer service	66	50	50	48	46	46	45	45	45	38
Water meter installation and repair	78	82	84	88	93	93	82	82	82	71
Total	1,534	1,511	1,511	1,504	1,505	1,505	1,430	1,407	1,420	1,387

CITY OF CHICAGO, ILLINOIS
WATER FUND

STATISTICAL DATA
POPULATION OF SERVICE AREA (UNAUDITED)
LAST FIVE CENSUS PERIODS

Years	Chicago		Suburban Customers		Total	Number of Suburbs Served
1980	3,005,072	(1)	1,152,614	(1)	4,157,686	75
1990	2,783,726	(1)	1,589,557	(2)	4,373,283	95
2000	2,896,016	(1)	2,410,021		5,306,037	125
2010	2,695,598	(1)	2,600,496		5,296,094	125
2020	2,695,598	(1)	2,600,496		5,296,094	123

(1) U.S. Department of Commerce—Census Bureau.
(2) 23 suburban customers not included (under the DWC contract; fully served May 1, 1992) with a population of 610,478, which increases total population to 4,983,761.

CITY OF CHICAGO, ILLINOIS
WATER FUND

STATISTICAL DATA
PRINCIPAL EMPLOYERS (NONGOVERNMENT) (UNAUDITED)
FOR THE YEAR ENDED DECEMBER 31, 2020, AND NINE YEARS AGO

	2020 [1]			2011 [3]		
Employer	Number of Employees	Rank	Percentage of Total City Employment	Number of Employees	Rank	Percentage of Total City Employment
Advocate Aurora Health	26,335	1	2.26 %	-	-	- %
Northwest Memorial Healthcare	21,999	2	1.89	-	-	-
University of Chicago	18,732	3	1.61	-	-	-
Wal-Mart Stores Inc.	16,711	4	1.43	-	-	-
Amazon.com Inc.	16,610	5	1.43	-	-	-
Amita Health	14,282	6	1.23	-	-	-
JP Morgan Chase & Co. [4]	13,750	7	1.18	7,993	1	0.77
Walgreen Boots Alliance Inc.	13,377	8	1.15	4,429	7	0.43
United Continental Holdings Inc [5]	11,059	9	0.95	6,366	2	0.62
Jewel-Osco [6]	10,754	10	0.92	4,799	5	0.46
Northern Trust	-	-	-	5,485	3	0.53
Bank of America NT & SA [7]	-	-	-	4,557	6	0.44
Accenture LLP	-	-	-	5,014	4	0.48
CVS Corporation	-	-	-	4,159	8	0.40
ABM Janitorial Midwest Inc	-	-	-	3,629	9	0.35
Ford Motor Company	-	-	-	3,410	10	0.33

NOTES:

[1] Source; Reprinted with permission from the February 22, 2021 issue of Crain's Chicago Business. Copyright 2021 Crain Communication Inc. All rights reserved.

[2] Source; Bureau of Labor Statistics data used in calculation of total city employment.

[3] City of Chicago, Department of Revenue, Employer's Expense Tax Returns
Prior to 2014, the source of the information was the City of Chicago, Bureau of Revenue-Tax Division Report which is no longer available.

[4] JP Morgan & Co. formerly known as JP Morgan Chase.

[5] United Continental Holdings Inc. Formerly known as United Airlines.

[6] Jewel.Osco formerly known as Jewel Foods Stores, Inc.

[7] Bank of America NT & SA formerly known as Bank of America NT

CITY OF CHICAGO, ILLINOIS
WATER FUND

STATISTICAL DATA
POPULATION AND INCOME STATISTICS (UNAUDITED)
TEN YEARS ENDED DECEMBER 31, 2011–2020

Year	Population [1]	Median Age [2]	Number of Households [2]	City Employment	Unemployment Rate [3]	Per Capita Income [4]	Total Income
2011	2,695,598	33.2	1,048,222	1,120,402	9.3	45,977	$123,935,509,246
2012	2,695,598	33.2	1,054,488	1,144,896	8.9	48,305	130,210,861,390
2013	2,695,598	33.5	1,062,029	1,153,725	8.3	49,071	132,275,689,458
2014	2,695,598	33.9	1,031,672	1,264,234	5.7	50,690	136,639,862,620
2015	2,695,598	34.2	1,053,229	1,273,727	5.7	53,886	145,254,993,828
2016	2,695,598	34.4	1,053,986	1,282,117	5.0	55,621	149,931,856,358
2017	2,695,598	34.6	1,047,695	1,289,325	4.7	58,315	157,193,797,370
2018	2,695,598	34.9	1,077,886	1,288,755	4.0	61,089	164,671,386,222
2019	2,695,598	35.2	1080345	1,286,484	3.2	65,306	176,038,722,988
2020	2,695,598	N/A [5]	N/A [5]	1,165,441	8.2	N/A [5]	N/A [5]

Notes:

[1] Source: U.S. Census Bureau.

[2] Source: U.S Census Bureau-American Community Survey Data Estimate. Data Not Available for 2020.

[3] Source: Bureau of Labor of Statistics for 2019, Unemployment rate for Chicago-Naperville-Illinois Metropolitan Area.

[4] Source: U.S. Department of Commerce Bureau of Economic Analysis Per Capital Personal Income for Chicago-Naperville-Illinois Metropolitan Area.

[5] N/A means not available at time of publication.

EXHIBIT 2.O

Assessor - Property Tax-Exempt Parcels Property & Taxation

Parcels with property tax-exempt status across all of Cook County per tax year, from Tax Year 2022 on, with geographic coordinates and addresses.

Properties of religious, charitable, and educational organizations, as well as units of federal, state and local governments, can be eligible for exemption from property taxes. The Illinois Department of Revenue (IDOR) ultimately grants qualified organizations with property tax exempt status, with additional administration by the Board of Review and/or Assessor. Learn more here, and see the Assessor's guidance for religious organizations here.

When working with Parcel Index Numbers (PINs) make sure to zero-pad them to 14 digits. Some datasets may lose leading zeros for PINs when downloaded.

Additional notes:

- Parcel entroids are based on Cook County parcel shapefiles.
- Newer properties may be missing a mailing or property address, as they need to be assigned one by the postal service.
- Exempt status for parcels changes regularly depending on the use and owner of a given parcel. Please contact Assessor.Exempt@cookcountyil.gov if you need additional information about parcels excluded from this dataset.
- Data will be updated monthly.
- This dataset contains data for the current tax year, which may not yet be complete or final. Assessed values and property tax-exempt status for any given year are subject to change until review and certification of values by the Cook County Board of Review, though there are a few rare circumstances where values may change for the current or past years after that.
- Rowcount for a given year is final once the Assessor has certified the assessment roll all townships.
- Current property class codes, their levels of assessment, and descriptions can be found on the Assessor's website. Note that class codes details can change across time.

For more information on the sourcing of attached data and the preparation of this dataset, see the Assessor's

Standard Operating Procedures for Open Data on GitHub.

Read about the Assessor's 2025 Open Data Refresh.

Read less

Last Updated
January 2, 2026

Data Provided By
Cook County Assessor's Office

About this Dataset

Updated
January 2, 2026

Data Last Updated January 2, 2026

Metadata Last Updated December 11, 2025

Date Created July 13, 2023

Views
6,027

Downloads
3,109

Data Provided by Cook County Assessor's Office

Dataset Owner Cook County Assessor's Office Data Department

Department

Publishing Department	Data Department

Detailed Descriptive

Geographic unit	Parcel
Geographic coverage	Countywide
Temporal coverage	2022-Present

Publishing Details

Publishing frequency	Monthly
Data change frequency	As needed

Actions Export

About Data Related Content

Topics

Category	Property & Taxation

Tags	cook county assessor, property tax

What's in this Dataset?

Rows	Columns	Each row is a	Row Identifier
372K	**12**	**Parcel**	**row_id**

Columns (12)

Column Name	Description	API Field Name	Data Type
Tт pin	Parcel Identification Number (PIN)	pin	Text
# tax_year	Tax Year	year	Number
Tт township_name	Township name	township_name	Text
Tт township_code	Township code	township_code	Text
Tт owner_num	Owner number	owner_num	Text
Tт owner_name	Owner name	owner_name	Text
Tт class	Class	class	Text
Tт property_address	Property street address	property_address	Text
Tт property_city	Property city	property_city	Text
# longitude	Parcel centroid longitude	lon	Number
# latitude	Parcel centroid latitude	lat	Number
Tт row_id	Unique row key for API	row_id	Text

Rows per page: 15 1-12 of 12

Dataset Changelog

No changes have been archived yet

EXHIBIT 2.P

FILED DATE: 4/19/2024 2:56 PM 2021CH04583

CITY OF CHICAGO

2022 BUDGET ORDINANCE

CHICAGO

MAYOR LORI E. LIGHTFOOT

FILED DATE: 4/19/2024 2:56 PM 2021CH04583

Table of Contents

Summaries 1

A - Corporate Fund Revenues - Comparative Statement (by Major Sources) 1

B - Summary of Estimated Resources from which Appropriations are made 2

C - Summary of Appropriations from Funds by Major Purposes 4

D - Summary of Proposed 2022 Appropriations by Funds, Departments, and Object Classifications 6

E - Distribution of Proposed Appropriations by Function and Organization Units 16

Estimated Revenue for 2022 20

Estimates - Appropriable Resources 20

Appropriations for Liabilities 32

Estimated Expenditures for 2022 33

0100 - Corporate Fund 33

001 - Office of the Mayor 33

003 - Office of Inspector General 37

005 - Office of Budget and Management 40

015 - City Council 42

2010 - Committee on Finance 44

2214 - Committee on the Budget and Government Operations 45

2216 - Committee on Contracting, Oversight, and Equity 45

2220 - Committee on Aviation 45

2225 - Committee on License and Consumer Protection 46

2235 - Committee on Public Safety 46

2245 - Committee on Committees and Rules 46

2255 - Committee on Economic, Capital and Technology Development 47

2257 - Committee on Environmental Protection and Energy 47

2258 - Committee on Ethics and Government Oversight 47

2260 - Committee on Education and Child Development 48

2275 - Committee on Zoning, Landmarks and Building Standards 48

2277 - Committee on Health and Human Relations 48

2278 - Committee on Immigrant and Refugee Rights 49

2280 - Committee on Housing and Real Estate 49

2290 - Committee on Workforce Development and Audit 49

2295 - Legislative Reference Bureau 50

2012 - Council Office of Financial Analysis 51

021 - Department of Housing 52

025 - Office of City Clerk 54

027 - Department of Finance 56

2011 - City Comptroller 56

2012 - Accounting and Financial Reporting 58

2015 - Financial Strategy and Operations 61

2020 - Revenue Services and Operations 64

028 - City Treasurer's Office 70

2005 - Office of City Treasurer 70

030 - Department of Administrative Hearings 72

031 - Department of Law 75

033 - Department of Human Resources 83

035 - Department of Procurement Services 87

038 - Department of Assets, Information, and Services 91

2103 - Bureau of Finance and Administration 91

2126 - Bureau of Facility Management 94

2131 - Bureau of Asset Management 98

2140 - Bureau of Fleet Operations 101

2145 - Bureau of Information Technology 105

039 - Board of Election Commissioners 109

2005 - Election and Administration Division 109

041 - Chicago Department of Public Health 113

045 - Chicago Commission on Human Relations 121

048 - Mayor's Office for People with Disabilities 123

050 - Department of Family and Support Services 125

051 - Office of Public Safety Administration 129

054 - Department of Planning and Development 136

FILED DATE: 4/19/2024 2:56 PM 2021CH04583

Table of Contents - Continued

055 - Chicago Police Board 140
057 - Chicago Police Department 141
058 - Office of Emergency Management and Communications 170
059 - Chicago Fire Department 174
060 - Civilian Office of Police Accountability 184
062 - Community Commission for Public Safety and Accountability 188
067 - Department of Buildings 189
070 - Department of Business Affairs and Consumer Protection 194
073 - Chicago Animal Care and Control 200
077 - License Appeal Commission 203
078 - Board of Ethics 204
081 - Department of Streets and Sanitation 205
2005 - Commissioner's Office 205
2006 - Administrative Services Division 207
2020 - Bureau of Sanitation 209
2025 - Bureau of Rodent Control 211
2045 - Bureau of Street Operations 213
2060 - Bureau of Forestry 215
084 - Chicago Department of Transportation 218
2105 - Commissioner's Office 218
2115 - Division of Administration 220
2125 - Division of Engineering 224
2130 - Division of Traffic Safety 225
2140 - Division of Sign Management 227
2145 - Division of Project Development 229
2150 - Division of Electrical Operations 231
2155 - Division of In-House Construction 234
2160 - Citywide Services 236
099 - Finance General 238
0200 - Water Fund 241
003 - Office of Inspector General 241
005 - Office of Budget and Management 243
027 - Department of Finance 244
2012 - Accounting and Financial Reporting 244
2015 - Financial Strategy and Operations 245
2020 - Revenue Services and Operations 246
028 - City Treasurer's Office 248
2005 - Office of City Treasurer 248
031 - Department of Law 249
033 - Department of Human Resources 251
035 - Department of Procurement Services 252
038 - Department of Assets, Information, and Services 253
2126 - Bureau of Facility Management 253
2131 - Bureau of Asset Management 254
2140 - Bureau of Fleet Operations 255
2145 - Bureau of Information Technology 256
067 - Department of Buildings 257
088 - Department of Water Management 258
2005 - Commissioner's Office 258
2010 - Bureau of Administrative Support 261
2015 - Bureau of Engineering Services 263
2020 - Bureau of Water Supply 265
2025 - Bureau of Operations and Distribution 269
2035 - Bureau of Meter Services 273
099 - Finance General 276
0300 - Vehicle Tax Fund 278
015 - City Council 278
2230 - Committee on Transportation and Public Way 278
2265 - Committee on Pedestrian and Traffic Safety 279
025 - Office of City Clerk 280

FILED DATE: 4/19/2024 2:56 PM 2021CH04583

Table of Contents - Continued

027 - Department of Finance 283
2015 - Financial Strategy and Operations 283
2020 - Revenue Services and Operations 284
031 - Department of Law 286
038 - Department of Assets, Information, and Services 288
2126 - Bureau of Facility Management 288
2131 - Bureau of Asset Management 289
2140 - Bureau of Fleet Operations 290
2145 - Bureau of Information Technology 291
067 - Department of Buildings 292
081 - Department of Streets and Sanitation 293
2045 - Bureau of Street Operations 293
2070 - Bureau of Traffic Services 296
084 - Chicago Department of Transportation 299
2125 - Division of Engineering 299
2135 - Division of Infrastructure Management 303
2155 - Division of In-House Construction 307
099 - Finance General 311
0310 - Motor Fuel Tax Fund 313
038 - Department of Assets, Information, and Services 313
2131 - Bureau of Asset Management 313
081 - Department of Streets and Sanitation 314
2045 - Bureau of Street Operations 314
084 - Chicago Department of Transportation 315
2125 - Division of Engineering 315
2140 - Division of Sign Management 316
2145 - Division of Project Development 317
2150 - Division of Electrical Operations 318
2155 - Division of In-House Construction 320
2160 - Citywide Services 323
099 - Finance General 324
0314 - Sewer Fund 325
003 - Office of Inspector General 325
027 - Department of Finance 327
2015 - Financial Strategy and Operations 327
2020 - Revenue Services and Operations 328
028 - City Treasurer's Office 329
2005 - Office of City Treasurer 329
031 - Department of Law 330
038 - Department of Assets, Information, and Services 332
2131 - Bureau of Asset Management 332
2140 - Bureau of Fleet Operations 333
2145 - Bureau of Information Technology 334
067 - Department of Buildings 335
088 - Department of Water Management 336
2015 - Bureau of Engineering Services 336
2025 - Bureau of Operations and Distribution 338
099 - Finance General 342
0346 - Library Fund 344
038 - Department of Assets, Information, and Services 344
2126 - Bureau of Facility Management 344
2131 - Bureau of Asset Management 345
2140 - Bureau of Fleet Operations 346
2145 - Bureau of Information Technology 347
091 - Chicago Public Library 349
099 - Finance General 355
0353 - Emergency Communication Fund 357
051 - Office of Public Safety Administration 357
058 - Office of Emergency Management and Communications 359
099 - Finance General 362

FILED DATE: 4/19/2024 2:56 PM 2021CH04583

Table of Contents - Continued

0355 - Special Events and Municipal Hotel Operators' Occupation Tax Fund 363
001 - Office of the Mayor 363
015 - City Council 364
2155 - Committee on Special Events, Cultural Affairs and Recreation 364
023 - Department of Cultural Affairs and Special Events 365
038 - Department of Assets, Information, and Services 368
2126 - Bureau of Facility Management 368
2145 - Bureau of Information Technology 369
099 - Finance General 370
0383 - Motor Fuel Tax Debt Service Fund 372
099 - Finance General 372
0510 - Bond Redemption and Interest Series Fund 373
099 - Finance General 373
0521 - Library Note Redemption and Interest Tender Notes Series "B" Fund 374
099 - Finance General 374
0525 - Emergency Communication Bond Redemption and Interest Fund 375
099 - Finance General 375
0549 - City Colleges Bond Redemption and Interest Fund 376
099 - Finance General 376
0610 - Chicago Midway Airport Fund 377
003 - Office of Inspector General 377
027 - Department of Finance 379
2012 - Accounting and Financial Reporting 379
2015 - Financial Strategy and Operations 380
028 - City Treasurer's Office 381
2005 - Office of City Treasurer 381
031 - Department of Law 382
033 - Department of Human Resources 384
035 - Department of Procurement Services 385
038 - Department of Assets, Information, and Services 386
2131 - Bureau of Asset Management 386
2140 - Bureau of Fleet Operations 387
2145 - Bureau of Information Technology 388
051 - Office of Public Safety Administration 389
057 - Chicago Police Department 390
058 - Office of Emergency Management and Communications 392
059 - Chicago Fire Department 393
085 - Chicago Department of Aviation 395
2010 - Chicago Midway Airport 395
099 - Finance General 400
0681 - Municipal Employees' Annuity and Benefit Fund 402
099 - Finance General 402
0682 - Laborers' and Retirement Board Annuity and Benefit Fund 403
099 - Finance General 403
0683 - Policemen's Annuity and Benefit Fund 404
099 - Finance General 404
0684 - Firemen's Annuity and Benefit Fund 405
099 - Finance General 405
0740 - Chicago O'Hare Airport Fund 406
003 - Office of Inspector General 406
027 - Department of Finance 408
2012 - Accounting and Financial Reporting 408
2015 - Financial Strategy and Operations 410
028 - City Treasurer's Office 412
2005 - Office of City Treasurer 412
031 - Department of Law 413
033 - Department of Human Resources 415
035 - Department of Procurement Services 416
038 - Department of Assets, Information, and Services 418
2131 - Bureau of Asset Management 418

FILED DATE: 4/19/2024 2:56 PM 2021CH04583

Table of Contents - Continued

2140 - Bureau of Fleet Operations 419
2145 - Bureau of Information Technology 421
051 - Office of Public Safety Administration 422
057 - Chicago Police Department 423
058 - Office of Emergency Management and Communications 425
059 - Chicago Fire Department 427
085 - Chicago Department of Aviation 430
2015 - Chicago-O'Hare International Airport 430
099 - Finance General 443
0994 - Controlled Substances Fund 445
057 - Chicago Police Department 445
0996 - Affordable Housing Opportunity Fund 446
021 - Department of Housing 446
099 - Finance General 447
0B09 - CTA Real Property Transfer Tax Fund 448
099 - Finance General 448
0B21 - Tax Increment Financing Administration Fund 449
005 - Office of Budget and Management 449
021 - Department of Housing 450
027 - Department of Finance 451
2012 - Accounting and Financial Reporting 451
028 - City Treasurer's Office 452
2005 - Office of City Treasurer 452
031 - Department of Law 453
054 - Department of Planning and Development 454
070 - Department of Business Affairs and Consumer Protection 457
084 - Chicago Department of Transportation 458
2115 - Division of Administration 458
099 - Finance General 459
0B25 - Chicago Police CTA Detail Fund 460
057 - Chicago Police Department 460
0B26 - Chicago Parking Meters Fund 461
027 - Department of Finance 461
2015 - Financial Strategy and Operations 461
0B32 - Garbage Collection Fund 462
081 - Department of Streets and Sanitation 462
2020 - Bureau of Sanitation 462
099 - Finance General 465
0B40 - Houseshare Surcharge - Homeless Services Fund 466
050 - Department of Family and Support Services 466
099 - Finance General 467
0B41 - Neighborhood Opportunity Fund 468
054 - Department of Planning and Development 468
099 - Finance General 469
0B42 - Foreign Fire Insurance Tax Fund 470
099 - Finance General 470
0B43 - Houseshare Surcharge - Domestic Violence Fund 471
050 - Department of Family and Support Services 471
099 - Finance General 472
0B70 - Cannabis Regulation Tax 473
099 - Finance General 473
Grants **474**
Summary G - Distribution of Proposed Appropriations - All Funds 474
Estimate of Grant Revenue 476
Grants by Program Category, Department, and Grant 477
Appendix A: Anticipated Reimbursements from Other Funds to the Corporate Fund **497**
Appendix B: Anticipated Reimbursements from Other Funds to the Vehicle Tax Fund **500**
TIF **501**
Summary of Revenue/Expenses - 2020 for each TIF District 501
Schedules of Salary Rates **505**

Summary A

COMPARATIVE STATEMENT OF CORPORATE FUND REVENUES BY MAJOR SOURCES FOR THE YEARS 2020, 2021 AND 2022

Sources	Revised 2020	Published 2021	Revised 2021	Estimated 2022
Local Tax				
Municipal Public Utility Tax	$416,114,000	$390,803,000	$390,803,000	$388,902,000
Chicago Sales Tax / Home Rule Retailers' Occupation Tax	74,043,000	63,639,000	63,639,000	73,055,000
Transaction Taxes	508,851,000	478,129,000	478,129,000	582,313,000
Transportation Taxes	383,586,000	308,693,000	308,693,000	336,087,000
Recreation Taxes	273,349,000	223,911,000	223,911,000	274,350,000
Business Taxes	134,400,000	66,122,000	66,122,000	112,744,000
Total - Local Tax	**$1,790,343,000**	**$1,531,297,000**	**$1,531,297,000**	**$1,767,451,000**
Proceeds and Transfers In				
Proceeds and Transfers In	$642,510,000	$612,179,000	$612,179,000	$1,048,933,000
Total - Proceeds and Transfers In	**$642,510,000**	**$612,179,000**	**$612,179,000**	**$1,048,933,000**
Intergovernmental Revenue				
State Income Tax	$269,780,000	$262,279,000	$262,279,000	$366,600,000
Personal Property Replacement Tax	157,223,000	147,000,000	147,000,000	163,683,000
Municipal Auto Rental Tax	4,150,000	3,332,000	3,332,000	3,960,000
Reimbursements for City Services	2,000,000	2,000,000	2,000,000	2,000,000
Total - Intergovernmental Revenue	**$433,153,000**	**$414,611,000**	**$414,611,000**	**$536,243,000**
Local Non-Tax Revenue				
Licenses, Permits, and Certificates	$128,300,000	$119,200,000	$119,200,000	$119,600,000
Fines, Forfeitures and Penalties	342,700,000	381,500,000	381,500,000	369,700,000
Charges for Services	460,200,000	277,900,000	277,900,000	340,400,000
Municipal Parking	7,600,000	7,600,000	7,600,000	7,600,000
Leases, Rentals and Sales	33,700,000	39,300,000	39,300,000	29,300,000
Interest Income	3,500,000	6,500,000	6,500,000	6,500,000
Internal Service Earnings	361,463,000	410,732,000	410,732,000	485,773,000
Other Revenue	134,745,000	125,820,000	125,820,000	124,522,000
Total - Local Non-Tax Revenue	**$1,472,208,000**	**$1,368,552,000**	**$1,368,552,000**	**$1,483,395,000**
Total - All Sources	**$4,338,214,000**	**$3,926,639,000**	**$3,926,639,000**	**$4,836,022,000**
Net Current Assets at January 1	81,000,000	111,000,000	111,000,000	51,400,000
Net Total - All Sources	**$4,419,214,000**	**$4,037,639,000**	**$4,037,639,000**	**$4,887,422,000**

D 0019171

Summary B

SUMMARY OF ESTIMATED RESOURCES FROM WHICH APPROPRIATIONS ARE MADE FOR YEAR 2022

Fund No.	Funds	Gross Tax Levy (Revenue)	Other Revenue	Total Revenue	Prior Year Surplus/Deficit	Total Appropriable
PROPERTY TAX SUPPORTED FUNDS						
0510	Bond Redemption and Interest Series Fund	$144,136,000	$444,404,000	$588,540,000		$588,540,000
0521	Library Note Redemption and Interest Tender Notes Series "B" Fund	119,356,000		119,356,000		119,356,000
0549	City Colleges Bond Redemption and Interest Fund	34,032,000		34,032,000		34,032,000
0681	Municipal Employees' Annuity and Benefit Fund	175,416,000	791,600,000	967,016,000		967,016,000
0682	Laborers' and Retirement Board Annuity and Benefit Fund	55,961,000	62,827,000	118,788,000		118,788,000
0683	Policemen's Annuity and Benefit Fund	813,518,000	18,470,000	831,988,000		831,988,000
0684	Firemen's Annuity and Benefit Fund	366,968,000	47,570,000	414,538,000		414,538,000
Total - PROPERTY TAX SUPPORTED FUNDS		**$1,709,387,000**	**$1,364,871,000**	**$3,074,258,000**		**$3,074,258,000**

D 0019172

Summary B

Summary of Estimated Resources from which Appropriations are made for Year 2022 - Continued

Fund No.	Funds	Gross Tax Levy (Revenue)	Other Revenue	Total Revenue	Prior Year Surplus/Deficit	Total Appropriable
NON-PROPERTY TAX FUNDS						
0100	Corporate Fund		$4,836,022,000	$4,836,022,000	$51,400,000	$4,887,422,000
0200	Water Fund		777,831,000	777,831,000	17,478,000	795,309,000
0300	Vehicle Tax Fund		230,790,000	230,790,000		230,790,000
0310	Motor Fuel Tax Fund		119,307,000	119,307,000	3,416,000	122,723,000
0314	Sewer Fund		376,266,000	376,266,000	1,486,000	377,752,000
0346	Library Fund		118,547,000	118,547,000	10,752,000	129,299,000
0353	Emergency Communication Fund		154,930,000	154,930,000	21,004,000	175,934,000
0355	Special Events and Municipal Hotel Operators' Occupation Tax Fund		44,635,000	44,635,000		44,635,000
0383	Motor Fuel Tax Debt Service Fund		7,005,000	7,005,000	11,716,000	18,721,000
0525	Emergency Communication Bond Redemption and Interest Fund		16,427,000	16,427,000		16,427,000
0610	Chicago Midway Airport Fund		349,682,000	349,682,000		349,682,000
0740	Chicago O'Hare Airport Fund		1,588,843,000	1,588,843,000		1,588,843,000
0994	Controlled Substances Fund		100,000	100,000		100,000
0996	Affordable Housing Opportunity Fund		14,146,000	14,146,000	9,477,000	23,623,000
0B09	CTA Real Property Transfer Tax Fund		63,000,000	63,000,000		63,000,000
0B21	Tax Increment Financing Administration Fund		17,108,000	17,108,000		17,108,000
0B25	Chicago Police CTA Detail Fund		10,754,000	10,754,000		10,754,000
0B26	Chicago Parking Meters Fund		6,500,000	6,500,000		6,500,000
0B32	Garbage Collection Fund		62,255,000	62,255,000		62,255,000
0B40	Houseshare Surcharge - Homeless Services Fund		4,500,000	4,500,000	2,036,000	6,536,000
0B41	Neighborhood Opportunity Fund		11,253,000	11,253,000	40,000,000	51,253,000
0B42	Foreign Fire Insurance Tax Fund		6,000,000	6,000,000	14,410,000	20,410,000
0B43	Houseshare Surcharge - Domestic Violence Fund		2,250,000	2,250,000	352,000	2,602,000
0B70	Cannabis Regulation Tax		4,271,000	4,271,000	2,754,000	7,025,000
Total - NON-PROPERTY TAX FUNDS			**$8,822,422,000**	**$8,822,422,000**	**$186,281,000**	**$9,008,703,000**
Total - All Funds		**$1,709,387,000**	**$10,187,293,000**	**$11,896,680,000**	**$186,281,000**	**$12,082,961,000**
Deduct Transfers between Funds						1,345,455,000
Total - All Funds						**$10,737,506,000**
Deduct Proceeds of Debt						114,582,000
Net Total - All Funds						**$10,622,924,000**

(For Further Details See Estimate Statements)

D 0019173

Summary C

SUMMARY OF APPROPRIATIONS FROM FUNDS BY MAJOR PURPOSES FOR YEAR 2022

Fund No.	General Expense	Capital Outlay	Debt Service	Pension Funds	Specific Levies for Loss in Collection of Taxes	Total Appropriation
Property Tax Supported Funds						
0510 - Bond Redemption and Interest Series Fund			$582,773,781		$5,766,219	$588,540,000
0521 - Library Note Redemption and Interest Tender Notes Series "B" Fund			114,582,000		4,774,000	119,356,000
0549 - City Colleges Bond Redemption and Interest Fund			32,670,001		1,361,999	34,032,000
0681 - Municipal Employees' Annuity and Benefit Fund				959,999,000	7,017,000	967,016,000
0682 - Laborers' and Retirement Board Annuity and Benefit Fund				116,550,000	2,238,000	118,788,000
0683 - Policemen's Annuity and Benefit Fund				799,447,000	32,541,000	831,988,000
0684 - Firemen's Annuity and Benefit Fund				399,860,000	14,678,000	414,538,000
Total - Property Tax Supported Funds			**$730,025,782**	**$2,275,856,000**	**$68,376,218**	**$3,074,258,000**

D 0019174

Summary C

Summary of Appropriations from Funds by Major Purposes for Year 2022 - Continued

Fund No.	General Expense	Capital Outlay	Debt Service	Pension Funds	Specific Levies for Loss in Collection of Taxes	Total Appropriation
Non-Property Tax Supported Funds						
0100 - Corporate Fund	$4,141,715,325	$1,562,415	$414,975,260	$329,169,000		$4,887,422,000
0200 - Water Fund	475,028,096	7,037,133	235,921,771	77,322,000		795,309,000
0300 - Vehicle Tax Fund	229,489,629	1,300,371				230,790,000
0310 - Motor Fuel Tax Fund	122,723,000					122,723,000
0314 - Sewer Fund	168,446,624	398,596	179,888,780	29,018,000		377,752,000
0346 - Library Fund	121,691,028	715,972	2,200,000	4,692,000		129,299,000
0353 - Emergency Communication Fund	148,241,875	77,125		27,615,000		175,934,000
0355 - Special Events and Municipal Hotel Operators' Occupation Tax Fund	44,635,000					44,635,000
0383 - Motor Fuel Tax Debt Service Fund	6,036,064		12,684,936			18,721,000
0525 - Emergency Communication Bond Redemption and Interest Fund			16,427,000			16,427,000
0610 - Chicago Midway Airport Fund	177,370,266	1,558,711	146,574,023	24,179,000		349,682,000
0740 - Chicago O'Hare Airport Fund	773,358,712	6,339,612	701,672,676	107,472,000		1,588,843,000
0994 - Controlled Substances Fund	100,000					100,000
0996 - Affordable Housing Opportunity Fund	23,623,000					23,623,000
0B09 - CTA Real Property Transfer Tax Fund	63,000,000					63,000,000
0B21 - Tax Increment Financing Administration Fund	17,090,300	17,700				17,108,000
0B25 - Chicago Police CTA Detail Fund	10,754,000					10,754,000
0B26 - Chicago Parking Meters Fund	6,500,000					6,500,000
0B32 - Garbage Collection Fund	62,255,000					62,255,000
0B40 - Houseshare Surcharge - Homeless Services Fund	6,536,000					6,536,000
0B41 - Neighborhood Opportunity Fund	51,252,000	1,000				51,253,000
0B42 - Foreign Fire Insurance Tax Fund	5,102,500	15,307,500				20,410,000
0B43 - Houseshare Surcharge - Domestic Violence Fund	2,602,000					2,602,000
0B70 - Cannabis Regulation Tax	7,025,000					7,025,000
Total - Non-Property Tax Supported Funds	**$6,664,575,419**	**$34,316,135**	**$1,710,344,446**	**$599,467,000**		**$9,008,703,000**
Total - All Funds	**$6,664,575,419**	**$34,316,135**	**$2,440,370,228**	**$2,875,323,000**	**$68,376,218**	**$12,082,961,000**
Deduct Transfers between Funds						1,345,455,000
Total - All Funds						**$10,737,506,000**
Deduct Proceeds of Debt						114,582,000
Net Total - All Funds						**$10,622,924,000**

D 0019175

Summary D

SUMMARY OF PROPOSED 2022 APPROPRIATIONS BY FUNDS, DEPARTMENTS, AND OBJECT CLASSIFICATIONS

	Personnel Services	Contractual Services	Travel	Commodities	Equipment	Permanent Improvement and Land	Specific Items and Contingencies	Totals
0100 - Corporate Fund								
001 - Office of the Mayor	$10,386,275	$401,695	$104,000	$30,000			$200,000	$11,121,970
003 - Office of Inspector General	6,643,141	4,278,424	46,846	453,528	138,477		99,060	11,659,476
005 - Office of Budget and Management	3,240,050	22,500	500	5,800				3,268,850
015 - City Council								
1005 - City Council	$17,252,667	$29,500		$7,000			$11,110,000	$28,399,167
1010 - City Council Committees	4,075,188	366,900	4,000	93,600	9,500		156,750	4,705,938
1012 - Council Office of Financial Analysis	276,732						32,644	309,376
2295 - Legislative Reference Bureau	379,058			16,000				395,058
Total - 015 - City Council	$21,983,645	$396,400	$4,000	$116,600	$9,500		$11,299,394	$33,809,539
021 - Department of Housing	1,692,906	1,830,859	9,000				6,717,700	10,250,465
025 - Office of City Clerk	2,621,841	1,695,273		74,595				4,391,709
027 - Department of Finance								
2011 - City Comptroller	$3,268,659	$56,070	$250	$7,100				$3,332,079
2012 - Accounting and Financial Reporting	4,218,317	751,125	3,000	6,600				4,979,042
2015 - Financial Strategy and Operations	6,430,793	1,003,331	13,000	29,540			400	7,477,064
2020 - Revenue Services and Operations	24,263,139	29,241,677	3,000	235,233	55,000		40,000	53,838,049
Total - 027 - Department of Finance	$38,180,908	$31,052,203	$19,250	$278,473	$55,000		$40,400	$69,626,234
028 - City Treasurer's Office	1,293,420	921,184	16,500	6,500			6,000	2,243,604
030 - Department of Administrative Hearings	3,084,530	5,097,429	1,750	28,122			21,850	8,233,681
031 - Department of Law	28,304,618	3,375,219	72,110	62,878			10,000	31,824,825
033 - Department of Human Resources	6,583,038	517,762	2,560	29,775			40,000	7,173,135
035 - Department of Procurement Services	6,708,077	1,042,695	490	19,294	2,009			7,772,565
038 - Department of Assets, Information, and Services								
2103 - Bureau of Finance and Administration	$3,544,284	$109,963		$43,250				$3,697,497
2126 - Bureau of Facility Management	34,926,462	39,381,628		4,487,599				78,795,689
2131 - Bureau of Asset Management	3,672,210	15,621,756		36,266,684			767,015	56,327,665
2140 - Bureau of Fleet Operations	39,916,113	22,500,347	10,000	23,211,787	35,000			85,673,247
2145 - Bureau of Information Technology	8,463,712	23,114,058		17,100				31,594,870
Total - 038 - Department of Assets, Information, and Services	$90,522,781	$100,727,752	$10,000	$64,026,420	$35,000		$767,015	$256,088,968
039 - Board of Election Commissioners	9,079,353	15,964,325	21,460	763,466				25,828,604
041 - Chicago Department of Public Health	22,361,893	24,992,133	19,650	930,000	256,015		15,510,000	64,069,691
045 - Chicago Commission on Human Relations	1,017,741	117,477	700	2,600	11,000		4,000	1,153,518
048 - Mayor's Office for People with Disabilities	1,683,694	701,501	7,201	13,586	52,495		15,000	2,473,477
050 - Department of Family and Support Services	9,267,014	2,200,194	8,300	25,899			88,041,230	99,542,637
051 - Office of Public Safety Administration	17,979,197	19,978,810		2,299,021	142,000		6,014,201	46,413,229
054 - Department of Planning and Development	9,337,458	3,819,142	1,070	20,576	47,500		30,000	13,255,746

D 0019176

Summary D

Summary of Proposed 2022 Appropriations by Funds, Departments, and Object Classifications - Continued

0100 - Corporate Fund - Continued

	Personnel Services	Contractual Services	Travel	Commodities	Equipment	Permanent Improvement and Land	Specific Items and Contingencies	Totals
055 - Chicago Police Board	292,708	283,875	1,800	1,225				579,608
057 - Chicago Police Department	1,573,198,277	5,771,143	158,342	6,862,689	78,300		113,360,594	1,699,429,345
058 - Office of Emergency Management and Communications	10,790,648	38,405	400	129,100	8,000		40,000	11,006,553
059 - Chicago Fire Department	642,823,339	8,252,530	47,275	3,314,431			19,397,000	673,834,575
060 - Civilian Office of Police Accountability	12,551,853	1,006,840		63,500			1,106,000	14,728,193
062 - Community Commission for Public Safety and Accountability	1,360,335	2,073,572						3,433,907
067 - Department of Buildings	20,358,549	1,743,961	175,000	60,000			60,000	22,397,510
070 - Department of Business Affairs and Consumer Protection	15,321,114	5,484,715	19,780	95,534		10,000	51,000	20,982,143
073 - Chicago Animal Care and Control	5,724,770	782,605		660,479			6,000	7,173,854
077 - License Appeal Commission	102,732	94,472		600				197,804
078 - Board of Ethics	855,336	55,601	5,167	3,810				919,914
081 - Department of Streets and Sanitation								
2005 - Commissioner's Office	$1,954,913	$15,100		$4,671	$9,000		$25,000	$2,008,684
2006 - Administrative Services Division	1,959,477	45,435		5,408				2,010,320
2020 - Bureau of Sanitation	41,950,660	82,725,726		230,158	34,017			124,940,561
2025 - Bureau of Rodent Control	9,835,296	3,401,859		147,517	7,397			13,392,069
2045 - Bureau of Street Operations	15,730,029	4,180,417		867,460				20,777,906
2060 - Bureau of Forestry	18,186,925	3,153,085	1,900	168,826	150,000			21,660,736
Total - 081 - Department of Streets and Sanitation	$89,617,300	$93,521,622	$1,900	$1,424,040	$200,414		$25,000	$184,790,276
084 - Chicago Department of Transportation								
2105 - Commissioner's Office	$2,601,816	$176,497	$2,620	$6,500			$10,000	$2,797,433
2115 - Division of Administration	5,000,543	93,115	100	14,200			10,000	5,117,958
2125 - Division of Engineering		1,008,642						1,008,642
2130 - Division of Traffic Safety	1,046,073	15,514,432	5,000	2,350	3,500			16,571,355
2140 - Division of Sign Management	568,637	26,040	19,200	46,700	78,035			738,612
2145 - Division of Project Development	2,965,514	460,409	4,350	34,116	25,000			3,489,389
2150 - Division of Electrical Operations	1,961,758	2,040,795	131,560	21,230	24,230		10,000	4,189,573
2155 - Division of In-House Construction	4,009,124	159,881		78,300	35,940		10,000	4,293,245
2160 - Citywide Services	995,624	1,389,375					260,000	2,644,999
Total - 084 - Chicago Department of Transportation	$19,149,089	$20,869,186	$162,830	$203,396	$166,705		$300,000	$40,851,206
099 - Finance General	398,947,111	127,823,902	300,000	935,500	350,000		968,538,676	1,496,895,189
Total - 0100 - Corporate Fund	**$3,083,064,741**	**$486,935,406**	**$1,217,881**	**$82,941,437**	**$1,552,415**	**$10,000**	**$1,231,700,120**	**$4,887,422,000**
Percent of Total	**63.08**	**9.96**	**.02**	**1.70**	**.03**	**.00**	**25.20**	**100.00**

D 0019177

Summary D

Summary of Proposed 2022 Appropriations by Funds, Departments, and Object Classifications - Continued

	Personnel Services	Contractual Services	Travel	Commodities	Equipment	Permanent Improvement and Land	Specific Items and Contingencies	Totals
0200 - Water Fund								
003 - Office of Inspector General	$1,128,445	$86,428	$1,074	$4,628			$1,215	$1,221,790
005 - Office of Budget and Management	136,872							136,872
027 - Department of Finance								
2012 - Accounting and Financial Reporting	$292,001							$292,001
2015 - Financial Strategy and Operations	447,021	177,322						624,343
2020 - Revenue Services and Operations	2,532,053	6,990,784		23,400			15,000	9,561,237
Total - 027 - Department of Finance	$3,271,075	$7,168,106		$23,400			$15,000	$10,477,581
028 - City Treasurer's Office	329,005	152,243						481,248
031 - Department of Law	1,527,890	173,799	4,218	3,839			1,323	1,711,069
033 - Department of Human Resources	200,837	3,808		208				204,853
035 - Department of Procurement Services	325,839							325,839
038 - Department of Assets, Information, and Services								
2126 - Bureau of Facility Management		$488,853		$7,056				$495,909
2131 - Bureau of Asset Management		740,788		27,687,211				28,427,999
2140 - Bureau of Fleet Operations	5,010,086	878,164		1,879,511				7,767,761
2145 - Bureau of Information Technology		8,292,717						8,292,717
Total - 038 - Department of Assets, Information, and Services	$5,010,086	$10,400,522		$29,573,778				$44,984,386
067 - Department of Buildings	2,858,765		18,000					2,876,765
088 - Department of Water Management								
2005 - Commissioner's Office	$5,406,680	$5,932,753	$18,400	$329,100	$107,328			$11,794,261
2010 - Bureau of Administrative Support	4,235,025	576,655	2,500	38,026	96,716		82,500	5,031,422
2015 - Bureau of Engineering Services	7,474,650	2,426,400	14,500	54,250	3,500	1,000,000		10,973,300
2020 - Bureau of Water Supply	67,054,422	9,561,650	4,200	17,781,190	2,123,383		100,000	96,624,845
2025 - Bureau of Operations and Distribution	74,974,670	9,614,313		6,892,483	656,391	2,946,315	367,919	95,452,091
2035 - Bureau of Meter Services	9,943,235	500	8,500	153,500	103,500			10,209,235
Total - 088 - Department of Water Management	$169,088,682	$28,112,271	$48,100	$25,248,549	$3,090,818	$3,946,315	$550,419	$230,085,154
099 - Finance General	32,444,834	15,740,552					454,618,057	502,803,443
Total - 0200 - Water Fund	**$216,322,330**	**$61,837,729**	**$71,392**	**$54,854,402**	**$3,090,818**	**$3,946,315**	**$455,186,014**	**$795,309,000**

D 0019178

Summary D

Summary of Proposed 2022 Appropriations by Funds, Departments, and Object Classifications - Continued

	Personnel Services	Contractual Services	Travel	Commodities	Equipment	Permanent Improvement and Land	Specific Items and Contingencies	Totals
0300 - Vehicle Tax Fund								
015 - City Council	$588,000	$15,000		$20,000				$623,000
025 - Office of City Clerk	4,321,558	2,563,617	18,000	547,850			30,000	7,481,025
027 - Department of Finance								
2015 - Financial Strategy and Operations	$440,624							$440,624
2020 - Revenue Services and Operations	441,316			250	1,177,575			1,619,141
Total - 027 - Department of Finance	$881,940			$250	$1,177,575			$2,059,765
031 - Department of Law	1,670,840	156,290	2,491	2,947			1,006	1,833,574
038 - Department of Assets, Information, and Services								
2126 - Bureau of Facility Management		$1,910,302		$341,989				$2,252,291
2131 - Bureau of Asset Management		8,411,421		10,791,846				19,203,267
2140 - Bureau of Fleet Operations		110,768						110,768
2145 - Bureau of Information Technology		517,880						517,880
Total - 038 - Department of Assets, Information, and Services		$10,950,371		$11,133,835				$22,084,206
067 - Department of Buildings	512,555							512,555
081 - Department of Streets and Sanitation								
2045 - Bureau of Street Operations	$15,763,054	$2,766,447		$209,247	$77,785		$5,000	$18,821,533
2070 - Bureau of Traffic Services	14,641,866	9,767,850		176,945			551,800	25,138,461
Total - 081 - Department of Streets and Sanitation	$30,404,920	$12,534,297		$386,192	$77,785		$556,800	$43,959,994
084 - Chicago Department of Transportation								
2125 - Division of Engineering	$8,915,259	$330,963	$49,878	$17,000	$22,302			$9,335,402
2135 - Division of Infrastructure Management	6,108,285	8,367,423	106,550	39,150	22,709		4,000	14,648,117
2155 - Division of In-House Construction	48,878,679	394,482	18,500	36,250			35,000	49,362,911
Total - 084 - Chicago Department of Transportation	$63,902,223	$9,092,868	$174,928	$92,400	$45,011		$39,000	$73,346,430
099 - Finance General	23,962,351	9,451,098					45,476,002	78,889,451
Total - 0300 - Vehicle Tax Fund	**$126,244,387**	**$44,763,541**	**$195,419**	**$12,183,474**	**$1,300,371**		**$46,102,808**	**$230,790,000**

D 0019179

Summary D

Summary of Proposed 2022 Appropriations by Funds, Departments, and Object Classifications - Continued

	Personnel Services	Contractual Services	Travel	Commodities	Equipment	Permanent Improvement and Land	Specific Items and Contingencies	Totals
0310 - Motor Fuel Tax Fund								
038 - Department of Assets, Information, and Services				$13,904,155				$13,904,155
081 - Department of Streets and Sanitation				18,779,870				18,779,870
084 - Chicago Department of Transportation								
2125 - Division of Engineering		$900,000						$900,000
2140 - Division of Sign Management	3,393,431	2,700,000		1,662,263				7,755,694
2145 - Division of Project Development		1,200,000						1,200,000
2150 - Division of Electrical Operations	26,684,657	820,825		3,801,995				31,307,477
2155 - Division of In-House Construction	28,115,192	3,990,760		6,405,524				38,511,476
2160 - Citywide Services		7,358,953						7,358,953
Total - 084 - Chicago Department of Transportation	$58,193,280	$16,970,538		$11,869,782				$87,033,600
099 - Finance General	5,375						3,000,000	3,005,375
Total - 0310 - Motor Fuel Tax Fund	**$58,198,655**	**$16,970,538**		**$44,553,807**			**$3,000,000**	**$122,723,000**
0314 - Sewer Fund								
003 - Office of Inspector General	$701,520	$53,763	$502	$2,106			$1,725	$759,616
027 - Department of Finance								
2015 - Financial Strategy and Operations		$34,300						$34,300
2020 - Revenue Services and Operations		1,628,237						1,628,237
Total - 027 - Department of Finance		$1,662,537						$1,662,537
028 - City Treasurer's Office	140,142	84,925						225,067
031 - Department of Law	827,517	89,350	2,822	2,394			805	922,888
038 - Department of Assets, Information, and Services								
2131 - Bureau of Asset Management		$550,754		$925,425				$1,476,179
2140 - Bureau of Fleet Operations	3,144,017	1,141,854		927,543				5,213,414
2145 - Bureau of Information Technology		31,602						31,602
Total - 038 - Department of Assets, Information, and Services	$3,144,017	$1,724,210		$1,852,968				$6,721,195
067 - Department of Buildings	1,265,465	750,000	8,000					2,023,465
088 - Department of Water Management								
2015 - Bureau of Engineering Services	$2,395,138	$724,910		$6,500	$28,000			$3,154,548
2025 - Bureau of Operations and Distribution	55,919,849	5,502,861	79,390	4,098,500	370,596		13,046,202	79,017,398
Total - 088 - Department of Water Management	$58,314,987	$6,227,771	$79,390	$4,105,000	$398,596		$13,046,202	$82,171,946
099 - Finance General	13,267,801	5,458,534					264,538,951	283,265,286
Total - 0314 - Sewer Fund	**$77,661,449**	**$16,051,090**	**$90,714**	**$5,962,468**	**$398,596**		**$277,587,683**	**$377,752,000**

D 0019180

Summary D

Summary of Proposed 2022 Appropriations by Funds, Departments, and Object Classifications - Continued

	Personnel Services	Contractual Services	Travel	Commodities	Equipment	Permanent Improvement and Land	Specific Items and Contingencies	Totals
0346 - Library Fund								
038 - Department of Assets, Information, and Services								
2126 - Bureau of Facility Management	$340,000	$10,946,867		$903,287				$12,190,154
2131 - Bureau of Asset Management		1,814,559		4,187,491				6,002,050
2140 - Bureau of Fleet Operations		11,964		23,312				35,276
2145 - Bureau of Information Technology	1,331,964	358,810						1,690,774
Total - 038 - Department of Assets, Information, and Services	$1,671,964	$13,132,200		$5,114,090				$19,918,254
091 - Chicago Public Library	66,144,244	4,828,420	17,880	675,811	555,972		10,015,000	82,237,327
099 - Finance General	9,597,562	506,857			160,000		16,879,000	27,143,419
Total - 0346 - Library Fund	**$77,413,770**	**$18,467,477**	**$17,880**	**$5,789,901**	**$715,972**		**$26,894,000**	**$129,299,000**
0353 - Emergency Communication Fund								
051 - Office of Public Safety Administration	$12,028,550	$57,037,003	$90,000	$905,099	$77,125		$664,500	$70,802,277
058 - Office of Emergency Management and Communications	56,223,308	3,816,680		65,950			19,040	60,124,978
099 - Finance General	8,168,435	1,905,881					34,932,429	45,006,745
Total - 0353 - Emergency Communication Fund	**$76,420,293**	**$62,759,564**	**$90,000**	**$971,049**	**$77,125**		**$35,615,969**	**$175,934,000**
0355 - Special Events and Municipal Hotel Operators' Occupation Tax Fund								
001 - Office of the Mayor	$454,296							$454,296
015 - City Council	171,140			3,720				174,860
023 - Department of Cultural Affairs and Special Events	6,495,275	5,170,176	10,500	60,000			17,443,169	29,179,120
038 - Department of Assets, Information, and Services								
2126 - Bureau of Facility Management							$8,400,000	$8,400,000
2145 - Bureau of Information Technology		111,720						111,720
Total - 038 - Department of Assets, Information, and Services		$111,720					$8,400,000	$8,511,720
099 - Finance General	981,984	268,630					5,064,390	6,315,004
Total - 0355 - Special Events and Municipal Hotel Operators' Occupation Tax Fund	**$8,102,695**	**$5,550,526**	**$10,500**	**$63,720**			**$30,907,559**	**$44,635,000**
0383 - Motor Fuel Tax Debt Service Fund								
099 - Finance General							$18,721,000	$18,721,000
Total - 0383 - Motor Fuel Tax Debt Service Fund							**$18,721,000**	**$18,721,000**
0510 - Bond Redemption and Interest Series Fund								
099 - Finance General							$588,540,000	$588,540,000
Total - 0510 - Bond Redemption and Interest Series Fund							**$588,540,000**	**$588,540,000**

Summary D

Summary of Proposed 2022 Appropriations by Funds, Departments, and Object Classifications - Continued

	Personnel Services	Contractual Services	Travel	Commodities	Equipment	Permanent Improvement and Land	Specific Items and Contingencies	Totals
0521 - Library Note Redemption and Interest Tender Notes Series "B" Fund								
099 - Finance General							$119,356,000	$119,356,000
Total - 0521 - Library Note Redemption and Interest Tender Notes Series "B" Fund							**$119,356,000**	**$119,356,000**
0525 - Emergency Communication Bond Redemption and Interest Fund								
099 - Finance General							$16,427,000	$16,427,000
Total - 0525 - Emergency Communication Bond Redemption and Interest Fund							**$16,427,000**	**$16,427,000**
0549 - City Colleges Bond Redemption and Interest Fund								
099 - Finance General							$34,032,000	$34,032,000
Total - 0549 - City Colleges Bond Redemption and Interest Fund							**$34,032,000**	**$34,032,000**
0610 - Chicago Midway Airport Fund								
003 - Office of Inspector General	$165,935	$27,136	$273	$920				$194,264
027 - Department of Finance								
2012 - Accounting and Financial Reporting	$177,933	$10,720	$420	$500				$189,573
2015 - Financial Strategy and Operations	208,112	32,938						241,050
Total - 027 - Department of Finance	$386,045	$43,658	$420	$500				$430,623
028 - City Treasurer's Office	241,599	122,443						364,042
031 - Department of Law	336,922	70,021	5,127	2,498			863	415,431
033 - Department of Human Resources	118,449							118,449
035 - Department of Procurement Services	437,818	11,000		200				449,018
038 - Department of Assets, Information, and Services								
2131 - Bureau of Asset Management		$20,533		$7,030,514				$7,051,047
2140 - Bureau of Fleet Operations	1,587,120	724,858		748,395	401,011			3,461,384
2145 - Bureau of Information Technology		4,073						4,073
Total - 038 - Department of Assets, Information, and Services	$1,587,120	$749,464		$7,778,909	$401,011			$10,516,504
051 - Office of Public Safety Administration		16,488		25,750				42,238
057 - Chicago Police Department	9,579,674						70,200	9,649,874
058 - Office of Emergency Management and Communications	1,990,901			75,060				2,065,961
059 - Chicago Fire Department	8,711,056	90,000					170,100	8,971,156
085 - Chicago Department of Aviation	27,169,058	86,306,200	12,400	4,046,200	1,157,700		35,000	118,726,558
099 - Finance General	6,268,636	7,946,828	5,000				183,517,418	197,737,882
Total - 0610 - Chicago Midway Airport Fund	**$56,993,213**	**$95,383,238**	**$23,220**	**$11,930,037**	**$1,558,711**		**$183,793,581**	**$349,682,000**

D 0019182

Summary D

Summary of Proposed 2022 Appropriations by Funds, Departments, and Object Classifications - Continued

	Personnel Services	Contractual Services	Travel	Commodities	Equipment	Permanent Improvement and Land	Specific Items and Contingencies	Totals
Pension Funds							**$2,332,330,000**	**$2,332,330,000**
0740 - Chicago O'Hare Airport Fund								
003 - Office of Inspector General	$1,079,458	$80,263	$942	$3,752				$1,164,415
027 - Department of Finance								
2012 - Accounting and Financial Reporting	$1,954,738	$88,075		$4,000				$2,046,813
2015 - Financial Strategy and Operations	363,301	160,009						523,310
Total - 027 - Department of Finance	$2,318,039	$248,084		$4,000				$2,570,123
028 - City Treasurer's Office	818,305	278,151						1,096,456
031 - Department of Law	2,131,537	128,663	7,082	4,944			1,725	2,273,951
033 - Department of Human Resources	308,825	6,245						315,070
035 - Department of Procurement Services	1,691,719	44,000	300	600				1,736,619
038 - Department of Assets, Information, and Services								
2131 - Bureau of Asset Management		$442,351		$32,227,011				$32,669,362
2140 - Bureau of Fleet Operations	9,839,892	2,933,366		3,984,515	35,612			16,793,385
2145 - Bureau of Information Technology		9,147						9,147
Total - 038 - Department of Assets, Information, and Services	$9,839,892	$3,384,864		$36,211,526	$35,612			$49,471,894
051 - Office of Public Safety Administration		16,488		15,750				32,238
057 - Chicago Police Department	27,386,220						172,800	27,559,020
058 - Office of Emergency Management and Communications	4,195,915			15,140				4,211,055
059 - Chicago Fire Department	31,883,695	353,600					267,300	32,504,595
085 - Chicago Department of Aviation	157,051,413	305,236,300	183,000	18,792,100	6,304,000		2,180,000	489,746,813
099 - Finance General	29,454,247	102,823,017					843,883,487	976,160,751
Total - 0740 - Chicago O'Hare Airport Fund	**$268,159,265**	**$412,599,675**	**$191,324**	**$55,047,812**	**$6,339,612**		**$846,505,312**	**$1,588,843,000**
0994 - Controlled Substances Fund								
057 - Chicago Police Department		$100,000						$100,000
Total - 0994 - Controlled Substances Fund		**$100,000**						**$100,000**
0996 - Affordable Housing Opportunity Fund								
021 - Department of Housing	$390,097	$539,000					$21,882,932	$22,812,029
099 - Finance General	136,313						674,658	810,971
Total - 0996 - Affordable Housing Opportunity Fund	**$526,410**	**$539,000**					**$22,557,590**	**$23,623,000**

FILED DATE: 4/19/2024 2:56 PM 2021CH04583

DETAIL OF REVENUE ESTIMATES FOR 2022

0200 - Water Fund

Estimates at January 1, 2022		
Current Assets		$859,024,000
Current Liabilities		841,546,000
Prior Year Available Resources		**$17,478,000**
Estimated Revenue for 2022		
Interest	$3,000,000	
Miscellaneous and Other	18,000,000	
Water Rates	746,831,000	
Capital Funding	10,000,000	
Total appropriable revenue		**777,831,000**
Total appropriable for charges and expenditures (exclusive of liabilities at January 1, 2022)		**$795,309,000**

0300 - Vehicle Tax Fund

Estimates at January 1, 2022		
Current Assets		$84,039,000
Current Liabilities		84,039,000
Prior Year Available Resources		**$0**
Estimated Revenue for 2022		
Transfers In	$1,000,000	
Contracted Abandoned Auto Towing	15,000	
Impoundment Fees	8,500,000	
Other Reimbursements	63,705,000	
Other Revenue	11,200,000	
Pavement Cut Fees	15,870,000	
Sale of Impounded Automobiles	2,500,000	
Vehicle Tax	128,000,000	
Total appropriable revenue		**230,790,000**
Total appropriable for charges and expenditures		**$230,790,000**

0310 - Motor Fuel Tax Fund

Estimates at January 1, 2022		
Current Assets		$28,822,000
Current Liabilities		25,406,000
Prior Year Available Resources		**$3,416,000**
Estimated Revenue for 2022		
Transfers In	$6,036,000	
Other Revenue	4,300,000	
Distributive Share of State Motor Fuel Tax	108,971,000	
Total appropriable revenue		**119,307,000**
Total appropriable for charges and expenditures (exclusive of liabilities at January 1, 2022)		**$122,723,000**

FILED DATE: 4/19/2024 2:56 PM 2021CH04583

Detail of Revenue Estimates for 2022 - Continued

0314 - Sewer Fund

Estimates at January 1, 2022		
Current Assets		$548,532,000
Current Liabilities		547,046,000
Prior Year Available Resources		**$1,486,000**
Estimated Revenue for 2022		
Interest	$2,000,000	
Miscellaneous and Other	16,166,000	
Sewer Rates	354,000,000	
Capital Funding	4,100,000	
Total appropriable revenue		**376,266,000**
Total appropriable for charges and expenditures (exclusive of liabilities at January 1, 2022)		**$377,752,000**

0346 - Library Fund

Estimates at January 1, 2022		
Current Assets		$140,562,000
Current Liabilities		129,810,000
Prior Year Available Resources		**$10,752,000**
Estimated Revenue for 2022		
Other Revenue	$400,000	
Proceeds of Debt	114,582,000	
Corporate Fund Subsidy	3,300,000	
Fine Receipts	100,000	
Rental of Facilities	165,000	
Total appropriable revenue		**118,547,000**
Total appropriable for charges and expenditures (exclusive of liabilities at January 1, 2022)		**$129,299,000**

0353 - Emergency Communication Fund

Estimates at January 1, 2022		
Current Assets		$69,428,000
Current Liabilities		48,424,000
Prior Year Available Resources		**$21,004,000**
Estimated Revenue for 2022		
Transfers In	$11,700,000	
Telephone Surcharge	143,230,000	
Total appropriable revenue		**154,930,000**
Total appropriable for charges and expenditures (exclusive of liabilities at January 1, 2022)		**$175,934,000**

FILED DATE: 4/19/2024 2:56 PM 2021CH04583

0200 - Water Fund
003 - OFFICE OF INSPECTOR GENERAL

(003/1005/2005)

	Appropriations	Amount
0000 Personnel Services		
0005	Salaries and Wages - on Payroll	$1,116,345
0015	Schedule Salary Adjustments	12,100
0000 Personnel Services - Total*		**$1,128,445**
0100 Contractual Services		
0130	Postage	$309
0140	For Professional and Technical Services and Other Third Party Benefit Agreements	1,268
0143	Court Reporting	9,808
0149	For Software Maintenance and Licensing	35,801
0157	Rental of Equipment and Services	7,307
0159	Lease Purchase Agreements for Equipment and Machinery	1,295
0162	Repair/Maintenance of Equipment	1,632
0166	Dues, Subscriptions and Memberships	2,390
0169	Technical Meeting Costs	14,867
0181	Mobile Communication Services	4,155
0189	Telephone - Non-Centrex Billings	7,596
0100 Contractual Services - Total*		**$86,428**
0200 Travel		
0245	Reimbursement to Travelers	$126
0270	Local Transportation	948
0200 Travel - Total*		**$1,074**
0300 Commodities and Materials		
0320	Gasoline	$386
0340	Material and Supplies	821
0348	Books and Related Material	288
0350	Stationery and Office Supplies	3,133
0300 Commodities and Materials - Total*		**$4,628**
0700	**Contingencies**	**1,215**
Appropriation Total*		**$1,221,790**

FILED DATE: 4/19/2024 2:56 PM 2021CH04583

Positions and Salaries

	Position	No	Rate
3010 - Operations			
1718	Chief Forensic Data Analyst	1	$115,560
06A4	Data Services Administrator-Excluded	1	91,944
0641	Forensic Data Analyst	1	94,428
	Schedule Salary Adjustments		1,166
Section Position Total		**3**	**$303,098**
3015 - Legal			
1368	Compliance Officer	1	$86,484
1262	Assistant Inspector General	1	110,412
1215	Chief Assistant Inspector General	1	117,984
	Schedule Salary Adjustments		2,567
Section Position Total		**3**	**$317,447**
3020 - Investigations			
1222	Investigator III - IG	1	$108,900
1222	Investigator III - IG	1	82,764
1221	Investigator II - IG	1	75,732
	Schedule Salary Adjustments		2,065
Section Position Total		**3**	**$269,461**
3027 - Audit and Program Review			
9659	Deputy Inspector General	1	$139,680
1125	Performance Analyst	2	75,732
	Schedule Salary Adjustments		6,302
Section Position Total		**3**	**$297,446**
Position Total		**12**	**$1,187,452**
	Turnover		**(59,007)**
Position Net Total		**12**	**$1,128,445**

FILED DATE: 4/19/2024 2:56 PM 2021CH04583

0200 - Water Fund
005 - OFFICE OF BUDGET AND MANAGEMENT

(005/1005/2005)

	Appropriations	Amount
0000 Personnel Services		
0005	Salaries and Wages - on Payroll	136,872
0000 Personnel Services - Total*		**$136,872**
Appropriation Total*		**$136,872**

Positions and Salaries

	Position	No	Rate
3050 - Revenue and Expenditure Analysis			
9656	Deputy Budget Director	1	$136,872
Section Position Total		**1**	**$136,872**
Position Total		**1**	**$136,872**

FILED DATE: 4/19/2024 2:56 PM 2021CH04583

(027/1005/2012)

	Appropriations	Amount
0000 Personnel Services		
0005	Salaries and Wages - on Payroll	292,001
0000 Personnel Services - Total*		**$292,001**
Appropriation Total*		**$292,001**

Positions and Salaries

	Position	No	Rate
3019 - Accounting and Financial Reporting			
4054 - Enterprise Auditing and Accounting			
0120	Supervisor of Accounting	1	$86,484
0111	Lead Accountant	1	111,816
0110	Accountant	1	102,732
Subsection Position Total		**3**	**$301,032**
Section Position Total		**3**	**$301,032**
Position Total		**3**	**$301,032**
	Turnover		**(9,031)**
Position Net Total		**3**	**$292,001**

FILED DATE: 4/19/2024 2:56 PM 2021CH04583

(027/1005/2015)

	Appropriations	Amount
0000 Personnel Services		
0005	Salaries and Wages - on Payroll	447,021
0000 Personnel Services - Total*		**$447,021**
0100 Contractual Services		
0140	For Professional and Technical Services and Other Third Party Benefit Agreements	$146,250
0149	For Software Maintenance and Licensing	10,640
0154	For the Rental and Maintenance of Data Processing, Office Automation and Data Communications Hardware	20,000
0166	Dues, Subscriptions and Memberships	432
0100 Contractual Services - Total*		**$177,322**
Appropriation Total*		**$624,343**

Positions and Salaries

	Position	No	Rate
3016 - Financial Strategy			
4006 - Financial Policy			
0144	Fiscal Policy Analyst	1	$91,200
0139	Senior Fiscal Policy Analyst	1	91,920
Subsection Position Total		**2**	**$183,120**
Section Position Total		**2**	**$183,120**
3017 - Financial Operations			
4026 - Cash Management and Disbursements			
1501	Central Voucher Coordinator	1	$70,860
1501	Central Voucher Coordinator	1	48,420
0192	Auditor II	1	102,516
0109	Accounting Technician	1	53,088
Subsection Position Total		**4**	**$274,884**
Section Position Total		**4**	**$274,884**
Position Total		**6**	**$458,004**
	Turnover		**(10,983)**
Position Net Total		**6**	**$447,021**

FILED DATE: 4/19/2024 2:56 PM 2021CH04583

(027/1005/2020)

	Appropriations	Amount
0000 Personnel Services		
0005	Salaries and Wages - on Payroll	$2,527,688
0015	Schedule Salary Adjustments	4,365
0000 Personnel Services - Total*		**$2,532,053**
0100 Contractual Services		
0125	Office and Building Services	$750
0130	Postage	1,400,000
0140	For Professional and Technical Services and Other Third Party Benefit Agreements	5,569,915
0156	Lock Box Rental	1,577
0159	Lease Purchase Agreements for Equipment and Machinery	18,542
0100 Contractual Services - Total*		**$6,990,784**
0300 Commodities and Materials		
0340	Material and Supplies	$3,400
0350	Stationery and Office Supplies	20,000
0300 Commodities and Materials - Total*		**$23,400**
9400 Transfers and Reimbursements		
9438	For Services Provided by the Department of Assets, Information, and Services	15,000
9400 Transfers and Reimbursements - Total		**$15,000**
Appropriation Total*		**$9,561,237**
Department Total		**$10,477,581**

Positions and Salaries

	Position	No	Rate
3154 - Payment Processing			
4641 - Cashiering			
0432	Supervising Clerk	1	$93,660
0432	Supervising Clerk	1	53,952
0235	Payment Services Representative	2	77,772
0235	Payment Services Representative	1	74,280
0235	Payment Services Representative	1	55,620
0235	Payment Services Representative	1	48,420
0235	Payment Services Representative	2	44,808
	Schedule Salary Adjustments		1,140
Subsection Position Total		**9**	**$572,232**

FILED DATE: 4/19/2024 2:56 PM 2021CH04583

3154 - Payment Processing - Continued

	Position	No	Rate
4642 - Reconciliation			
0111	Lead Accountant	1	$111,816
0110	Accountant	1	81,468
Subsection Position Total		**2**	**$193,284**
Section Position Total		**11**	**$765,516**
3220 - Accounts Receivable			
4202 - Advanced Collections			
0431	Clerk IV	1	$44,808
Subsection Position Total		**1**	**$44,808**
4205 - Billing Exceptions and Escalation			
9684	Deputy Director	1	$130,260
0431	Clerk IV	2	44,808
0325	Supervisor of Customer Accounts	1	107,700
0325	Supervisor of Customer Accounts	1	102,732
0320	Assistant to the Commissioner	1	91,944
0308	Staff Assistant	1	102,732
0308	Staff Assistant	1	93,660
0308	Staff Assistant	1	89,388
0306	Assistant Director	1	105,648
0216	Manager of Customer Services	1	105,648
0167	Manager of Revenue Collections	1	107,904
0167	Manager of Revenue Collections	1	98,556
0110	Accountant	1	70,152
0109	Accounting Technician	2	85,344
0109	Accounting Technician	1	77,772
0109	Accounting Technician	1	50,688
0109	Accounting Technician	3	49,176
0101	Accountant I	2	63,972
	Schedule Salary Adjustments		3,225
Subsection Position Total		**23**	**$1,873,785**
Section Position Total		**24**	**$1,918,593**
Position Total		**35**	**$2,684,109**
	Turnover		**(152,056)**
Position Net Total		**35**	**$2,532,053**
Department Position Total		**44**	**$3,443,145**
	Turnover		**(172,070)**
Department Position Net Total		**44**	**$3,271,075**

FILED DATE: 4/19/2024 2:56 PM 2021CH04583

0200 - Water Fund
028 - CITY TREASURER'S OFFICE
2005 - OFFICE OF CITY TREASURER

(028/1005/2005)

	Appropriations	Amount
0000 Personnel Services		
0005	Salaries and Wages - on Payroll	329,005
0000 Personnel Services - Total*		**$329,005**
0100 Contractual Services		
0138	For Professional Services for Information Technology Maintenance	$86,954
0140	For Professional and Technical Services and Other Third Party Benefit Agreements	65,289
0100 Contractual Services - Total*		**$152,243**
Appropriation Total*		**$481,248**

Positions and Salaries

	Position	No	Rate
3010 - Portfolio Management			
9676	Assistant City Treasurer	1	$131,508
9676	Assistant City Treasurer	1	84,000
Section Position Total		**2**	**$215,508**
3020 - Administration			
0340	Assistant to the City Treasurer	1	$63,060
Section Position Total		**1**	**$63,060**
3025 - Economic Development			
1430	Policy Analyst	1	$60,612
Section Position Total		**1**	**$60,612**
Position Total		**4**	**$339,180**
	Turnover		**(10,175)**
Position Net Total		**4**	**$329,005**

FILED DATE: 4/19/2024 2:56 PM 2021CH04583

(031/1005/2005)

	Appropriations	Amount
0000 Personnel Services		
0005	Salaries and Wages - on Payroll	$1,521,063
0015	Schedule Salary Adjustments	6,357
0020	Overtime	470
0000 Personnel Services - Total*		**$1,527,890**
0100 Contractual Services		
0130	Postage	$4,235
0138	For Professional Services for Information Technology Maintenance	15,700
0140	For Professional and Technical Services and Other Third Party Benefit Agreements	50,517
0141	Appraisals	2,500
0143	Court Reporting	54,458
0145	Legal Expenses	12,813
0149	For Software Maintenance and Licensing	16,800
0150	Publications and Reproduction - Outside Services. To Be Expended with the Prior Approval of Graphics Services	1,000
0157	Rental of Equipment and Services	672
0159	Lease Purchase Agreements for Equipment and Machinery	8,832
0162	Repair/Maintenance of Equipment	1,202
0166	Dues, Subscriptions and Memberships	286
0169	Technical Meeting Costs	4,140
0178	Freight and Express Charges	644
0100 Contractual Services - Total*		**$173,799**
0200 Travel		
0229	Transportation and Expense Allowance	$230
0245	Reimbursement to Travelers	2,200
0270	Local Transportation	1,788
0200 Travel - Total*		**$4,218**
0300 Commodities and Materials		
0348	Books and Related Material	$150
0350	Stationery and Office Supplies	3,689
0300 Commodities and Materials - Total*		**$3,839**
9400 Transfers and Reimbursements		
9438	For Services Provided by the Department of Assets, Information, and Services	1,323
9400 Transfers and Reimbursements - Total		**$1,323**
Appropriation Total*		**$1,711,069**

FILED DATE: 4/19/2024 2:56 PM 2021CH04583

Positions and Salaries

	Position	No	Rate
3019 - Torts			
4002 - Water Torts			
1673	Assistant Corporation Counsel III	1	$94,188
1652	Chief Assistant Corporation Counsel	1	137,424
1641	Assistant Corporation Counsel Supervisor	2	136,524
Subsection Position Total		**4**	**$504,660**
Section Position Total		**4**	**$504,660**
3022 - Employment Litigation			
4007 - Water Employment Litigation			
1673	Assistant Corporation Counsel III	1	$71,304
Subsection Position Total		**1**	**$71,304**
Section Position Total		**1**	**$71,304**
3028 - Labor			
4012 - Water Labor			
1672	Assistant Corporation Counsel II	1	$85,836
1641	Assistant Corporation Counsel Supervisor	1	130,320
1611	Case Analyst - Law	1	100,896
	Schedule Salary Adjustments		2,720
Subsection Position Total		**3**	**$319,772**
Section Position Total		**3**	**$319,772**
3039 - Investigations and Prosecutions			
4039 - Legal Information			
1674	Assistant Corporation Counsel Senior	1	$118,776
1652	Chief Assistant Corporation Counsel	1	137,424
1643	Assistant Corporation Counsel I	1	85,836
	Schedule Salary Adjustments		3,637
Subsection Position Total		**3**	**$345,673**
Section Position Total		**3**	**$345,673**
3249 - Collections, Ownership and Administrative Litigation			
1650	Deputy Corporation Counsel	1	$151,176
1643	Assistant Corporation Counsel I	1	81,936
Section Position Total		**2**	**$233,112**
3644 - Finance and Economic Development			
1641	Assistant Corporation Counsel Supervisor	1	$136,524
Section Position Total		**1**	**$136,524**
Position Total		**14**	**$1,611,045**
	Turnover		**(83,625)**
Position Net Total		**14**	**$1,527,420**

FILED DATE: 4/19/2024 2:56 PM 2021CH04583

0200 - Water Fund
033 - DEPARTMENT OF HUMAN RESOURCES

(033/1005/2005)

	Appropriations	Amount
0000 Personnel Services		
0005	Salaries and Wages - on Payroll	200,837
0000 Personnel Services - Total*		**$200,837**
0100 Contractual Services		
0140	For Professional and Technical Services and Other Third Party Benefit Agreements	3,808
0100 Contractual Services - Total*		**$3,808**
0300 Commodities and Materials		
0350	Stationery and Office Supplies	208
0300 Commodities and Materials - Total*		**$208**
Appropriation Total*		**$204,853**

Positions and Salaries

	Position	No	Rate
3040 - Employment Services, Hiring and Compensation			
4045 - Hiring Classification			
1370	Testing Administrator	1	$84,936
Subsection Position Total		**1**	**$84,936**
Section Position Total		**1**	**$84,936**
3720 - Employment Services, Hiring and Compensation			
1380	Recruiter	1	$122,112
Section Position Total		**1**	**$122,112**
Position Total		**2**	**$207,048**
	Turnover		**(6,211)**
Position Net Total		**2**	**$200,837**

FILED DATE: 4/19/2024 2:56 PM 2021CH04583

0200 - Water Fund
035 - DEPARTMENT OF PROCUREMENT SERVICES

(035/1005/2005)

	Appropriations	Amount
0000 Personnel Services		
0005	Salaries and Wages - on Payroll	$320,157
0015	Schedule Salary Adjustments	5,682
0000 Personnel Services - Total*		**$325,839**
Appropriation Total*		**$325,839**

Positions and Salaries

	Position	No	Rate
3012 - Contract Management			
4120 - Construction			
1507	Procurement Specialist	1	$84,492
	Schedule Salary Adjustments		2,282
Subsection Position Total		**1**	**$86,774**
4126 - Commodities			
1507	Procurement Specialist	1	$84,492
1507	Procurement Specialist	1	76,992
	Schedule Salary Adjustments		1,630
Subsection Position Total		**2**	**$163,114**
Section Position Total		**3**	**$249,888**
3023 - Office of Contracting Equity			
1504	Certification / Compliance Officer	1	$84,084
	Schedule Salary Adjustments		1,770
Section Position Total		**1**	**$85,854**
Position Total		**4**	**$335,742**
	Turnover		**(9,903)**
Position Net Total		**4**	**$325,839**

FILED DATE: 4/19/2024 2:56 PM 2021CH04583

2126 - BUREAU OF FACILITY MANAGEMENT

(038/1005/2126)

	Appropriations	Amount
0100 Contractual Services		
0125	Office and Building Services	$395,852
0140	For Professional and Technical Services and Other Third Party Benefit Agreements	93,001
0100 Contractual Services - Total*		**$488,853**
0300 Commodities and Materials		
0313	Cleaning and Sanitation Supplies	7,056
0300 Commodities and Materials - Total*		**$7,056**
Appropriation Total*		**$495,909**

FILED DATE: 4/19/2024 2:56 PM 2021CH04583

2131 - BUREAU OF ASSET MANAGEMENT

(038/1005/2131)

	Appropriations	Amount
0100 Contractual Services		
0140	For Professional and Technical Services and Other Third Party Benefit Agreements	$171,104
0155	Rental of Property	569,684
0100 Contractual Services - Total*		**$740,788**
0300 Commodities and Materials		
0315	Motor Vehicle Diesel Fuel	$1,215,698
0320	Gasoline	323,481
0322	Natural Gas	10,759,722
0331	Electricity	15,388,310
0300 Commodities and Materials - Total*		**$27,687,211**
Appropriation Total*		**$28,427,999**

FILED DATE: 4/19/2024 2:56 PM 2021CH04583

2140 - BUREAU OF FLEET OPERATIONS

(038/1005/2140)

	Appropriations	Amount
0000 Personnel Services		
0005	Salaries and Wages - on Payroll	$4,477,430
0012	Contract Wage Increment - Prevailing Rate	43,699
0015	Schedule Salary Adjustments	1,320
0020	Overtime	487,637
0000 Personnel Services - Total*		**$5,010,086**
0100 Contractual Services		
0140	For Professional and Technical Services and Other Third Party Benefit Agreements	$419,033
0149	For Software Maintenance and Licensing	24,992
0162	Repair/Maintenance of Equipment	116,487
0176	Maintenance and Operation of City Owned Vehicles	317,652
0100 Contractual Services - Total*		**$878,164**
0300 Commodities and Materials		
0360	Repair Parts and Material	1,879,511
0300 Commodities and Materials - Total*		**$1,879,511**
Appropriation Total*		**$7,767,761**

Positions and Salaries

	Position	No	Rate
3222 - Fleet Operations - Water			
7638	Hoisting Engineer - Mechanic	11	$56.60H
7634	Foreman of Hoisting Engineer - Mechanics	1	56.10H
7186	Motor Truck Driver - Tire Repair	4	39.84H
7183	Motor Truck Driver	1	39.25H
7160	Fleet Services Assistant	5	26.69H
7136	Servicewriter	1	93,624
7136	Servicewriter	1	55,596
6679	Foreman of Machinists - Automotive	2	53.18H
6673	Machinist - Automotive	14	50.68H
6605	Blacksmith	2	50.10H
5034	Electrical Mechanic - Automotive	3	51.00H
0432	Supervising Clerk	1	53,952
0431	Clerk IV	2	77,772
	Schedule Salary Adjustments		1,320
Section Position Total		**48**	**$4,686,104**
Position Total		**48**	**$4,686,104**
	Turnover		**(207,354)**
Position Net Total		**48**	**$4,478,750**

FILED DATE: 4/19/2024 2:56 PM 2021CH04583

2145 - BUREAU OF INFORMATION TECHNOLOGY

(038/1005/2145)

	Appropriations	Amount
0100 Contractual Services		
0138	For Professional Services for Information Technology Maintenance	$1,342,880
0139	For Professional Services for Information Technology Development	838,000
0140	For Professional and Technical Services and Other Third Party Benefit Agreements	4,758,135
0149	For Software Maintenance and Licensing	195,454
0181	Mobile Communication Services	228,700
0188	Vehicle Tracking Service	211,321
0189	Telephone - Non-Centrex Billings	26,200
0190	Telephone - Centrex Billings	201,447
0196	Data Circuits	450,000
0197	Telephone - Maintenance and Repair of Equipment and Voicemail	40,580
0100 Contractual Services - Total*		**$8,292,717**
Appropriation Total*		**$8,292,717**

Department Total		**$44,984,386**

Department Position Total	**48**	**$4,686,104**
Turnover		**(207,354)**
Department Position Net Total	**48**	**$4,478,750**

FILED DATE: 4/19/2024 2:56 PM 2021CH04583

0200 - Water Fund
067 - DEPARTMENT OF BUILDINGS

(067/1005/2005)

	Appropriations	Amount
0000 Personnel Services		
0005	Salaries and Wages - on Payroll	$2,787,929
0012	Contract Wage Increment - Prevailing Rate	28,876
0015	Schedule Salary Adjustments	1,960
0020	Overtime	40,000
0000 Personnel Services - Total*		**$2,858,765**
0200 Travel		
0229	Transportation and Expense Allowance	18,000
0200 Travel - Total*		**$18,000**
Appropriation Total*		**$2,876,765**

Positions and Salaries

	Position	No	Rate
3016 - Code Enforcement			
4272 - Strategic Task Force			
2231	Plumbing Inspector	3	$9,511.50M
Subsection Position Total		**3**	**$342,414**
Section Position Total		**3**	**$342,414**
3025 - Technical Inspections			
4110 - Plumbing Code Compliance Inspection			
2235	Assistant Chief Plumbing Inspector	1	$10,262.39M
2231	Plumbing Inspector	14	9,511.50M
0302	Administrative Assistant II	1	70,860
	Schedule Salary Adjustments		1,960
Subsection Position Total		**16**	**$1,793,901**
Section Position Total		**16**	**$1,793,901**
3035 - Plumbing Inspection			
2237	Chief Plumbing Inspector	1	$11,617.80M
Section Position Total		**1**	**$139,414**
3215 - Plan Review			
2231	Plumbing Inspector	6	$9,511.50M
Section Position Total		**6**	**$684,828**
Position Total		**26**	**$2,960,557**
	Turnover		**(170,668)**
Position Net Total		**26**	**$2,789,889**

FILED DATE: 4/19/2024 2:56 PM 2021CH04583

0200 - Water Fund
088 - DEPARTMENT OF WATER MANAGEMENT
2005 - COMMISSIONER'S OFFICE

(088/1005/2005)

The Department of Water Management ("DWM") is responsible for the delivery of water to Chicago residents and suburban communities. DWM also transmits waste water from homes and businesses along with storm water runoff from streets to the Water Reclamation system. Operations rely on a network of purification plants, tunnels, pumping stations, structures, and water and sewer mains.

	Appropriations	Amount
0000 Personnel Services		
0005	Salaries and Wages - on Payroll	$5,252,284
0012	Contract Wage Increment - Prevailing Rate	25,366
0015	Schedule Salary Adjustments	15,786
0020	Overtime	113,244
0000 Personnel Services - Total*		**$5,406,680**
0100 Contractual Services		
0130	Postage	$240,000
0140	For Professional and Technical Services and Other Third Party Benefit Agreements	4,351,678
0150	Publications and Reproduction - Outside Services. To Be Expended with the Prior Approval of Graphics Services	71,900
0161	Operation, Repair or Maintenance of Facilities	52,000
0162	Repair/Maintenance of Equipment	466,675
0166	Dues, Subscriptions and Memberships	583,000
0169	Technical Meeting Costs	167,500
0100 Contractual Services - Total*		**$5,932,753**
0200 Travel		
0245	Reimbursement to Travelers	18,400
0200 Travel - Total*		**$18,400**
0300 Commodities and Materials		
0340	Material and Supplies	$314,100
0348	Books and Related Material	500
0350	Stationery and Office Supplies	14,500
0300 Commodities and Materials - Total*		**$329,100**
0400 Equipment		
0424	Furniture and Furnishings	$7,500
0440	Machinery and Equipment	99,828
0400 Equipment - Total*		**$107,328**
Appropriation Total*		**$11,794,261**

FILED DATE: 4/19/2024 2:56 PM 2021CH04583

Positions and Salaries

	Position	No	Rate
3003 - Agency Management			
9988	Commissioner of Water Management	1	$183,852
9813	Managing Deputy Commissioner	1	160,476
9813	Managing Deputy Commissioner	1	152,772
9679	Deputy Commissioner	1	136,512
9660	First Deputy Commissioner	1	166,992
0313	Assistant Commissioner	1	101,532
Section Position Total		**6**	**$902,136**
3005 - Management Support			
5535	Water Research Specialist	1	$94,152
1694	Director of Legal Services	1	142,404
1430	Policy Analyst	1	79,176
0320	Assistant to the Commissioner	1	83,808
0304	Assistant to Commissioner	1	105,696
0155	Manager of Audit and Internal Controls	1	131,508
	Schedule Salary Adjustments		7,458
Section Position Total		**6**	**$644,202**
3010 - Public Relations			
9715	Director of News Affairs	1	$120,252
5630	Coordinating Engineer I		83,100
3076	Coordinator of Community Services	2	67,944
0729	Information Coordinator	1	67,944
0705	Director of Public Affairs	1	120,252
0310	Project Manager	1	104,604
0302	Administrative Assistant II	1	48,420
	Schedule Salary Adjustments		3,096
Section Position Total		**7**	**$600,456**
3015 - Cost Recovery			
1646	Attorney	1	$93,768
1645	Associate Staff Attorney	1	63,000
Section Position Total		**2**	**$156,768**

FILED DATE: 4/19/2024 2:56 PM 2021CH04583

	Position	No	Rate
3075 - Safety and Security			
9679	Deputy Commissioner	1	$128,916
6328	Watchman	12,480H	24.39H
6328	Watchman	40	24.39H
6304	Safety Specialist - Water Management	2	102,708
6304	Safety Specialist - Water Management		61,008
6304	Safety Specialist - Water Management	2	61,008
4218	Coordinator of Security Services	1	67,944
0313	Assistant Commissioner	1	112,872
0303	Administrative Assistant III	1	85,344
0303	Administrative Assistant III	1	53,952
0302	Administrative Assistant II	1	77,772
0289	Safety Administrator	1	101,532
	Schedule Salary Adjustments		5,232
Section Position Total		**51**	**$3,294,631**
Position Total		**72**	**$5,598,193**
	Turnover		**(330,123)**
Position Net Total		**72**	**$5,268,070**

FILED DATE: 4/19/2024 2:56 PM 2021CH04583

(088/1010/2010)

	Appropriations	Amount
0000 Personnel Services		
0005	Salaries and Wages - on Payroll	$3,825,407
0015	Schedule Salary Adjustments	9,618
0020	Overtime	400,000
0000 Personnel Services - Total*		**$4,235,025**
0100 Contractual Services		
0140	For Professional and Technical Services and Other Third Party Benefit Agreements	$57,950
0149	For Software Maintenance and Licensing	80,000
0154	For the Rental and Maintenance of Data Processing, Office Automation and Data Communications Hardware	90,000
0159	Lease Purchase Agreements for Equipment and Machinery	333,205
0168	Educational Development through Cooperative Education Program and Apprenticeship Program	10,500
0169	Technical Meeting Costs	5,000
0100 Contractual Services - Total*		**$576,655**
0200 Travel		
0245	Reimbursement to Travelers	2,500
0200 Travel - Total*		**$2,500**
0300 Commodities and Materials		
0312	Software Purchases	$6,426
0350	Stationery and Office Supplies	31,600
0300 Commodities and Materials - Total*		**$38,026**
0400 Equipment		
0446	For the Purchase of Data Processing, Office Automation and Data Communication Hardware	96,716
0400 Equipment - Total*		**$96,716**
9400 Transfers and Reimbursements		
9438	For Services Provided by the Department of Assets, Information, and Services	82,500
9400 Transfers and Reimbursements - Total		**$82,500**
Appropriation Total*		**$5,031,422**

Positions and Salaries

	Position	No	Rate
3048 - Agency Management			
0311	Projects Administrator	1	$92,832
Section Position Total		**1**	**$92,832**

FILED DATE: 4/19/2024 2:56 PM 2021CH04583

	Position	No	Rate
3060 - Purchasing			
9679	Deputy Commissioner	1	$128,916
1588	Procurement Control Officer	1	81,468
1572	Chief Contract Expediter	1	71,280
1191	Contracts Administrator	1	128,916
0345	Contracts Coordinator	1	80,652
Section Position Total		**5**	**$491,232**
3065 - Personnel/Payroll/Labor Relations			
9679	Deputy Commissioner	1	$139,620
1388	Labor Relations Specialist	1	55,536
1335	Associate Human Resources Business Partner-Excluded	3	87,804
1335	Associate Human Resources Business Partner-Excluded	1	61,920
1335	Associate Human Resources Business Partner-Excluded	1	56,424
1315	Human Resources Business Partner	1	105,696
0450	Clerk IV (Timekeeper)	5	85,344
0450	Clerk IV (Timekeeper)	2	81,468
0450	Clerk IV (Timekeeper)	2	49,176
0366	Staff Assistant - Excluded	1	79,968
0366	Staff Assistant - Excluded	1	76,380
0313	Assistant Commissioner	1	119,040
	Schedule Salary Adjustments		7,102
Section Position Total		**20**	**$1,653,106**
3071 - Information Technology			
1730	Program Analyst	1	$64,992
0625	Chief Programmer/Analyst	1	142,176
Section Position Total		**2**	**$207,168**
3072 - Finance			
9679	Deputy Commissioner	1	$139,620
0832	Personal Computer Operator II	1	70,860
0432	Supervising Clerk	1	93,660
0431	Clerk IV	1	44,808
0303	Administrative Assistant III	1	93,660
0302	Administrative Assistant II	2	77,772
0302	Administrative Assistant II	1	44,808
0187	Director of Accounting	1	98,616
0134	Financial Analyst	1	100,896
0126	Financial Officer	1	121,440
0120	Supervisor of Accounting	1	86,484
0118	Director of Finance	1	115,656
0117	Assistant Director of Finance	1	112,152
0111	Lead Accountant	1	106,044
0111	Lead Accountant	1	77,772
0109	Accounting Technician	1	93,660
0109	Accounting Technician	1	49,176
0103	Accountant III	1	70,428
	Schedule Salary Adjustments		2,516
Section Position Total		**19**	**$1,677,800**
Position Total		**47**	**$4,122,138**
	Turnover		**(287,113)**
Position Net Total		**47**	**$3,835,025**

FILED DATE: 4/19/2024 2:56 PM 2021CH04583

(088/1015/2015)

	Appropriations	Amount
0000 Personnel Services		
0005	Salaries and Wages - on Payroll	$7,398,837
0012	Contract Wage Increment - Prevailing Rate	35,806
0015	Schedule Salary Adjustments	165
0020	Overtime	39,842
0000 Personnel Services - Total*		**$7,474,650**
0100 Contractual Services		
0140	For Professional and Technical Services and Other Third Party Benefit Agreements	$2,410,500
0162	Repair/Maintenance of Equipment	2,400
0169	Technical Meeting Costs	13,500
0100 Contractual Services - Total*		**$2,426,400**
0200 Travel		
0229	Transportation and Expense Allowance	$5,000
0245	Reimbursement to Travelers	9,500
0200 Travel - Total*		**$14,500**
0300 Commodities and Materials		
0340	Material and Supplies	$30,000
0345	Apparatus and Instruments	4,000
0348	Books and Related Material	1,250
0350	Stationery and Office Supplies	19,000
0300 Commodities and Materials - Total*		**$54,250**
0400 Equipment		
0424	Furniture and Furnishings	3,500
0400 Equipment - Total*		**$3,500**
0500 Permanent Improvements		
0521	Maintenance and Construction	1,000,000
0500 Permanent Improvements - Total*		**$1,000,000**
Appropriation Total*		**$10,973,300**

Positions and Salaries

	Position	No	Rate
3103 - Agency Management			
9679	Deputy Commissioner	1	$139,620
0308	Staff Assistant	1	89,388
Section Position Total		**2**	**$229,008**

FILED DATE: 4/19/2024 2:56 PM 2021CH04583

	Position	No	Rate
3105 - Capital Planning			
6054	Mechanical Engineer IV	1	$122,112
5693	Chief Water Engineer	3	135,528
5632	Coordinating Engineer II	1	121,440
5630	Coordinating Engineer I	1	117,864
Section Position Total		**6**	**$768,000**
3110 - Engineering Services			
5693	Chief Water Engineer	2	$135,528
5630	Coordinating Engineer I	1	117,864
5615	Civil Engineer V	1	105,648
5615	Civil Engineer V	1	94,788
5611	Managing Engineer - Water Department	1	122,664
0303	Administrative Assistant III	1	85,344
	Schedule Salary Adjustments		165
Section Position Total		**7**	**$797,529**
3116 - Inspections Services			
4001 - Water Inspection Services			
2237	Chief Plumbing Inspector	1	$11,617.80M
2235	Assistant Chief Plumbing Inspector	1	10,262.39M
2233	Plumbing Inspector - in Charge	3	9,681.50M
2231	Plumbing Inspector	19	9,511.50M
0832	Personal Computer Operator II	1	70,860
0430	Clerk III	1	64,620
0303	Administrative Assistant III	1	93,660
Subsection Position Total		**27**	**$3,008,859**
Section Position Total		**27**	**$3,008,859**
3121 - Design and Construction Services			
4003 - Water Design and Construction Services			
6144	Engineering Technician V	1	$112,716
6143	Engineering Technician IV		59,184
5630	Coordinating Engineer I	5	117,864
5615	Civil Engineer V	14	94,788
5614	Civil Engineer IV	1	122,112
5613	Civil Engineer III	3	77,772
5612	Civil Engineer II	5	70,428
2233	Plumbing Inspector - in Charge	1	9,681.50M
2231	Plumbing Inspector	6	9,511.50M
Subsection Position Total		**36**	**$3,537,642**
Section Position Total		**36**	**$3,537,642**
Position Total		**78**	**$8,341,038**
	Turnover		**(942,036)**
Position Net Total		**78**	**$7,399,002**

FILED DATE: 4/19/2024 2:56 PM 2021CH04583

(088/1020/2020)

	Appropriations	Amount
0000 Personnel Services		
0005	Salaries and Wages - on Payroll	$56,214,529
0012	Contract Wage Increment - Prevailing Rate	557,733
0015	Schedule Salary Adjustments	43,669
0020	Overtime	10,238,491
0000 Personnel Services - Total*		**$67,054,422**
0100 Contractual Services		
0125	Office and Building Services	$307,000
0140	For Professional and Technical Services and Other Third Party Benefit Agreements	115,000
0148	Testing and Inspecting	1,323,000
0157	Rental of Equipment and Services	191,000
0159	Lease Purchase Agreements for Equipment and Machinery	187,550
0160	Repair or Maintenance of Property	1,406,800
0162	Repair/Maintenance of Equipment	5,792,500
0169	Technical Meeting Costs	238,800
0100 Contractual Services - Total*		**$9,561,650**
0200 Travel		
0245	Reimbursement to Travelers	4,200
0200 Travel - Total*		**$4,200**
0300 Commodities and Materials		
0314	Fuel Oil	$690,000
0340	Material and Supplies	3,314,300
0342	Drugs, Medicine and Chemical Materials	11,922,203
0345	Apparatus and Instruments	313,000
0348	Books and Related Material	6,000
0350	Stationery and Office Supplies	70,000
0360	Repair Parts and Material	1,465,687
0300 Commodities and Materials - Total*		**$17,781,190**
0400 Equipment		
0401	Tools Less Than or Equal to $100/Unit	$15,000
0402	Tools Greater Than $100/Unit	18,700
0410	Equipment for Buildings	175,000
0424	Furniture and Furnishings	7,000
0440	Machinery and Equipment	1,187,803
0445	Technical and Scientific Equipment	336,000
0446	For the Purchase of Data Processing, Office Automation and Data Communication Hardware	143,880
0450	Vehicles	240,000
0400 Equipment - Total*		**$2,123,383**
9400 Transfers and Reimbursements		
9484	For Services Provided by the Chicago Department of Transportation	100,000
9400 Transfers and Reimbursements - Total		**$100,000**
Appropriation Total*		**$96,624,845**

FILED DATE: 4/19/2024 2:56 PM 2021CH04583

Positions and Salaries

	Position	No	Rate
3203 - Agency Management			
9679	Deputy Commissioner	1	$135,528
4634	Painter		49.30H
4223	Custodial Worker		15.80H
1912	Project Coordinator	1	61,920
0831	Personal Computer Operator III	1	77,772
0665	Senior Data Entry Operator	1	64,620
0431	Clerk IV	1	74,280
0310	Project Manager	1	104,604
0308	Staff Assistant	1	85,344
0308	Staff Assistant	1	66,984
0302	Administrative Assistant II	1	77,772
	Schedule Salary Adjustments		4,638
Section Position Total		**9**	**$753,462**
3205 - Water Quality			
5648	Water Quality Manager	1	$126,360
5647	Director of Water Quality Surveillance	1	122,664
5644	Sanitary Engineer IV		85,764
5644	Sanitary Engineer IV	2	85,764
5643	Sanitary Engineer III	1	92,844
5643	Sanitary Engineer III	3	84,084
5643	Sanitary Engineer III	1	77,772
5642	Sanitary Engineer II	1	84,084
5642	Sanitary Engineer II	1	80,172
5642	Sanitary Engineer II	1	76,344
5642	Sanitary Engineer II	5	72,624
5642	Sanitary Engineer II	7	70,428
5533	Water Chemist III	2	102,516
5533	Water Chemist III	1	84,084
5532	Water Chemist II	3	93,780
5532	Water Chemist II	2	72,624
5532	Water Chemist II	3	63,960
5529	Chief Water Chemist	1	133,488
5517	Chief Filtration Engineer	2	128,916
4754	Plumber	1	52.80H
3179	Microbiologist IV	1	111,816
3178	Microbiologist III	3	102,516
3177	Microbiologist II	1	93,780
3177	Microbiologist II	2	63,960
3154	Director of Water Purification Laboratories	1	125,100
3130	Laboratory Technician	1	85,344
3130	Laboratory Technician	1	49,176
3108	Chief Microbiologist	1	133,488
2317	Water Quality Inspector	1	70,860
2317	Water Quality Inspector		40,860
2317	Water Quality Inspector	1	40,860
	Schedule Salary Adjustments		20,501
Section Position Total		**52**	**$4,515,257**

FILED DATE: 4/19/2024 2:56 PM 2021CH04583

	Position	No	Rate
3210 - Water Pumping			
9593	Station Laborer	1	$4,131.86M
9532	Stores Laborer	1	45.90H
8305	Coordinator of Tugboat Operations	1	121,440
7775	Stationary Fireman		36.50H
7775	Stationary Fireman	15	36.50H
7747	Chief Operating Engineer	7	10,909.60M
7745	Assistant Chief Operating Engineer	32	57.70H
7743	Operating Engineer - Group A		52.45H
7743	Operating Engineer - Group A	32	52.45H
7741	Operating Engineer - Group C		49.83H
7741	Operating Engineer - Group C	47	49.83H
7398	Deck Hand		39.31H
7398	Deck Hand	2	39.31H
7357	Marine Pilot		56.38H
7357	Marine Pilot	1	56.38H
7353	Marine Engineer		56.38H
7353	Marine Engineer	1	56.38H
7183	Motor Truck Driver		39.84H
6676	Foreman of Machinists	1	53.18H
6674	Machinist	10	50.68H
6088	Engineer of Electric Pumping Stations	1	125,388
6087	Engineer of Water Pumping	1	135,528
6086	Assistant Engineer of Water Pumping	1	126,360
6055	Mechanical Engineer V	1	114,408
6053	Mechanical Engineer III	1	111,816
6052	Mechanical Engineer II	2	70,428
5814	Electrical Engineer IV	1	97,080
5040	Foreman of Electrical Mechanics	2	54.00H
5035	Electrical Mechanic	21	51.00H
4776	Foreman of Steamfitters	1	55.00H
4774	Steamfitter		52.00H
4774	Steamfitter	13	52.00H
4634	Painter	10,400H	49.30H
4634	Painter	2	49.30H
4223	Custodial Worker	2	22.85H
4223	Custodial Worker	1	19.20H
1860	Foreman of Pipe Yards	1	47.00H
1588	Procurement Control Officer	1	85,344
	Schedule Salary Adjustments		3,231
Section Position Total		**203**	**$21,950,864**
3215 - Water Treatment			
9593	Station Laborer	2	$4,173.49M
9593	Station Laborer	7	4,131.86M
9593	Station Laborer	3	25.08H
9592	Foreman of Station Laborers	2	4,912.16M
9532	Stores Laborer	2	45.90H
7775	Stationary Fireman	2,080H	36.50H
7775	Stationary Fireman	8	36.50H
7747	Chief Operating Engineer	2	10,909.60M
7745	Assistant Chief Operating Engineer	14	57.70H
7743	Operating Engineer - Group A	59	52.45H
7741	Operating Engineer - Group C	75	49.83H

FILED DATE: 4/19/2024 2:56 PM 2021CH04583

3215 - Water Treatment - Continued

	Position	No	Rate
6676	Foreman of Machinists	2	53.18H
6674	Machinist	9	50.68H
5566	Engineer of Water Purification	1	130,896
5534	Water Chemist IV	3	111,816
5533	Water Chemist III	1	84,084
5533	Water Chemist III	1	70,428
5532	Water Chemist II	4	93,780
5532	Water Chemist II	3	80,172
5532	Water Chemist II	1	72,624
5532	Water Chemist II	7	63,960
5528	Filtration Engineer II	1	102,516
5528	Filtration Engineer II	2	76,344
5528	Filtration Engineer II	11	70,428
5520	Filtration Engineer V	7	133,488
5520	Filtration Engineer V	1	94,152
5519	Filtration Engineer IV	3	122,112
5519	Filtration Engineer IV	2	110,688
5519	Filtration Engineer IV	1	106,044
5519	Filtration Engineer IV	2	92,844
5519	Filtration Engineer IV	1	85,764
5518	Filtration Engineer III	2	111,816
5518	Filtration Engineer III	3	84,084
5518	Filtration Engineer III	3	77,772
5042	General Foreman of Electrical Mechanics	3	9,880M
5040	Foreman of Electrical Mechanics	2	54.00H
5035	Electrical Mechanic	37	51.00H
4776	Foreman of Steamfitters	2	55.00H
4774	Steamfitter	13	52.00H
4636	Foreman of Painters	1	55.46H
4634	Painter	4	49.30H
4304	General Foreman of Carpenters	1	9,682.40M
4303	Foreman of Carpenters	1	53.36H
4301	Carpenter	4	50.86H
4225	Foreman of Custodial Workers	1	27.71H
4225	Foreman of Custodial Workers	1	19.60H
4223	Custodial Worker	5	22.85H
4223	Custodial Worker	1	20.80H
4223	Custodial Worker	2	19.20H
1860	Foreman of Pipe Yards	2	47.00H
1817	Head Storekeeper	1	77,772
0302	Administrative Assistant II	2	44,808
	Schedule Salary Adjustments		15,299
Section Position Total		**328**	**$32,561,150**
Position Total		**592**	**$59,780,733**
	Turnover		**(3,522,535)**
Position Net Total		**592**	**$56,258,198**

FILED DATE: 4/19/2024 2:56 PM 2021CH04583

(088/1025/2025)

	Appropriations	Amount
0000 Personnel Services		
0005	Salaries and Wages - on Payroll	$64,300,506
0012	Contract Wage Increment - Prevailing Rate	725,612
0015	Schedule Salary Adjustments	2,156
0020	Overtime	9,946,396
0000 Personnel Services - Total*		**$74,974,670**
0100 Contractual Services		
0140	For Professional and Technical Services and Other Third Party Benefit Agreements	$3,341,543
0157	Rental of Equipment and Services	2,879,760
0160	Repair or Maintenance of Property	323,800
0162	Repair/Maintenance of Equipment	100,000
0169	Technical Meeting Costs	1,500
0185	Waste Disposal Services	2,967,710
0100 Contractual Services - Total*		**$9,614,313**
0300 Commodities and Materials		
0316	Gas - Bottled and Propane	$161,400
0340	Material and Supplies	812,600
0350	Stationery and Office Supplies	56,930
0360	Repair Parts and Material	5,861,553
0300 Commodities and Materials - Total*		**$6,892,483**
0400 Equipment		
0401	Tools Less Than or Equal to $100/Unit	$3,000
0423	Communication Devices	1,000
0424	Furniture and Furnishings	3,000
0440	Machinery and Equipment	549,391
0446	For the Purchase of Data Processing, Office Automation and Data Communication Hardware	100,000
0400 Equipment - Total*		**$656,391**
0500 Permanent Improvements		
0521	Maintenance and Construction	2,946,315
0500 Permanent Improvements - Total*		**$2,946,315**
9400 Transfers and Reimbursements		
9481	For Services Provided by the Department of Streets and Sanitation	367,919
9400 Transfers and Reimbursements - Total		**$367,919**
Appropriation Total*		**$95,452,091**

FILED DATE: 4/19/2024 2:56 PM 2021CH04583

Positions and Salaries

	Position	No	Rate
3249 - Agency Management			
4005 - Water Agency Management			
9679	Deputy Commissioner	1	$139,620
5985	General Superintendent of Water Management	1	126,360
0803	Executive Administrative Assistant I - Excluded	1	61,920
0664	Data Entry Operator	1	37,224
0417	District Clerk	1	74,232
0321	Assistant to the Commissioner	1	80,784
0313	Assistant Commissioner	1	123,624
0313	Assistant Commissioner	1	116,700
0311	Projects Administrator	1	104,604
0302	Administrative Assistant II	1	55,620
0302	Administrative Assistant II	1	44,808
0159	Supervisor of Cost Control	1	102,732
0109	Accounting Technician	1	85,344
	Schedule Salary Adjustments		1,064
Subsection Position Total		**13**	**$1,154,636**
Section Position Total		**13**	**$1,154,636**
3256 - Equipment Coordination/Warehouse and Stores			
4007 - Water Equipment Coordination			
6674	Machinist	2	$50.68H
1860	Foreman of Pipe Yards	3	47.00H
1805	Stockhandler		31,224
0664	Data Entry Operator	1	64,620
0313	Assistant Commissioner	2	101,532
0311	Projects Administrator	1	91,920
Subsection Position Total		**9**	**$863,713**
Section Position Total		**9**	**$863,713**
3257 - Communications			
4009 - Water Communications			
9408	Laborer as Estimator	2	$45.90H
8246	Foreman of Construction Laborers	1	47.00H
7125	Assistant Chief Dispatcher	1	97,980
7101	Emergency Crew Dispatcher	9	45.90H
5985	General Superintendent of Water Management	1	126,360
1912	Project Coordinator	1	73,788
Subsection Position Total		**15**	**$1,446,080**
Section Position Total		**15**	**$1,446,080**
3259 - Evaluations			
6145	Engineering Technician VI	1	$112,716
6144	Engineering Technician V	2	112,716
Section Position Total		**3**	**$338,148**

FILED DATE: 4/19/2024 2:56 PM 2021CH04583

	Position	No	Rate
3261 - System Installation and Maintenance			
4011 - Water System Installation and Maintenance			
9411	Construction Laborer	72,800H	$45.90H
9411	Construction Laborer	164	45.90H
9410	Laborer - Apprentice	120,600H	27.54H
8394	Foreman of Water Pipe Construction	18	55.95H
8373	District Superintendent of Water Distribution	1	112,668
8352	Assistant District Superintendent		10,044.67M
8352	Assistant District Superintendent	11	10,044.67M
8301	Caulker	6	52.80H
8301	Caulker	1	47.52H
8301	Caulker	1	44.88H
8246	Foreman of Construction Laborers	4	47.00H
7636	General Foreman of Hoisting Engineers	1	10,114M
7635	Foreman of Hoisting Engineers	2	57.60H
7633	Hoisting Engineer	73,730H	53.60H
7633	Hoisting Engineer	34	53.60H
7185	Foreman of Motor Truck Drivers	2,080H	41.41H
7185	Foreman of Motor Truck Drivers	3	41.41H
7184	Pool Motor Truck Driver	6	39.25H
7184	Pool Motor Truck Driver	68,640H	31.40H
7183	Motor Truck Driver	106	39.25H
7126	Chief Dispatcher	1	102,696
7124	Equipment Dispatcher	1	39.94H
7101	Emergency Crew Dispatcher	10	45.90H
5985	General Superintendent of Water Management	1	126,360
5985	General Superintendent of Water Management	1	125,976
4754	Plumber	145,600H	52.80H
4754	Plumber	23	52.80H
4566	General Foreman of Construction Laborers	1	50.29H
4435	Cement Finisher	4	47.50H
4405	Foreman of Bricklayers	1	53.42H
4403	Sewer Bricklayer	6,240H	48.56H
Subsection Position Total		**401**	**$59,363,161**
Section Position Total		**401**	**$59,363,161**
3263 - Systems Installations			
9411	Construction Laborer	15	$45.90H
8394	Foreman of Water Pipe Construction	5	55.95H
8352	Assistant District Superintendent	2	10,044.67M
8301	Caulker	2	52.80H
4754	Plumber	4	52.80H
0417	District Clerk	1	46,176
	Schedule Salary Adjustments		1,092
Section Position Total		**29**	**$2,961,244**

FILED DATE: 4/19/2024 2:56 PM 2021CH04583

	Position	No	Rate
3265 - Reimbursable Personnel			
9411	Construction Laborer		$45.90H
9410	Laborer - Apprentice		27.54H
8394	Foreman of Water Pipe Construction		55.95H
8373	District Superintendent of Water Distribution		88,440
8325	Pipe Locating Machine Operator		55.95H
8301	Caulker		52.80H
7635	Foreman of Hoisting Engineers		57.60H
7633	Hoisting Engineer		53.60H
7184	Pool Motor Truck Driver		31.40H
7183	Motor Truck Driver		39.25H
6681	Machinist - Apprentice	12,480H	25.34H
6674	Machinist		50.68H
5848	Superintendent of Construction and Maintenance		118,080
4754	Plumber		52.80H
4634	Painter		49.30H
4435	Cement Finisher		47.50H
4301	Carpenter		50.86H
2231	Plumbing Inspector		9,511.50M
Section Position Total			**$316,243**
Position Total		**470**	**$66,443,225**
	Turnover		**(2,140,563)**
Position Net Total		**470**	**$64,302,662**

FILED DATE: 4/19/2024 2:56 PM 2021CH04583

(088/1035/2035)

	Appropriations	Amount
0000 Personnel Services		
0005	Salaries and Wages - on Payroll	$9,519,950
0012	Contract Wage Increment - Prevailing Rate	74,410
0015	Schedule Salary Adjustments	28,875
0020	Overtime	320,000
0000 Personnel Services - Total*		**$9,943,235**
0100 Contractual Services		
0140	For Professional and Technical Services and Other Third Party Benefit Agreements	500
0100 Contractual Services - Total*		**$500**
0200 Travel		
0229	Transportation and Expense Allowance	8,500
0200 Travel - Total*		**$8,500**
0300 Commodities and Materials		
0340	Material and Supplies	$36,500
0350	Stationery and Office Supplies	12,500
0360	Repair Parts and Material	104,500
0300 Commodities and Materials - Total*		**$153,500**
0400 Equipment		
0424	Furniture and Furnishings	$5,000
0446	For the Purchase of Data Processing, Office Automation and Data Communication Hardware	23,000
0450	Vehicles	75,500
0400 Equipment - Total*		**$103,500**
Appropriation Total*		**$10,209,235**
Department Total		**$230,085,154**

FILED DATE: 4/19/2024 2:56 PM 2021CH04583

Positions and Salaries

	Position	No	Rate
3340 - Agency Management			
0366	Staff Assistant - Excluded	1	$51,408
0313	Assistant Commissioner	1	101,532
0304	Assistant to Commissioner	1	110,688
	Schedule Salary Adjustments		1,600
Section Position Total		**3**	**$265,228**
3345 - Meter Services			
6672	Water Meter Machinist		$46.40H
6671	Water Meter Machinist - Trainee		35.25H
6556	Superintendent of Water Meters	1	120,252
4756	Foreman of Plumbers	1	55.95H
2231	Plumbing Inspector	1	9,511.50M
1063	Supervisor of Water Rate Takers	2	112,668
1062	Water Meter Assessor	2	70,104
1062	Water Meter Assessor	1	66,972
1062	Water Meter Assessor	1	63,936
1062	Water Meter Assessor		61,008
1062	Water Meter Assessor	3	61,008
1061	Water Rate Taker	4	102,696
1061	Water Rate Taker	4	97,980
1061	Water Rate Taker	2	93,624
1061	Water Rate Taker	1	73,464
1061	Water Rate Taker	5	70,104
1061	Water Rate Taker	4	61,008
0664	Data Entry Operator	1	61,632
0664	Data Entry Operator	1	58,872
0417	District Clerk	2	46,176
	Schedule Salary Adjustments		26,001
Section Position Total		**36**	**$2,927,067**

FILED DATE: 4/19/2024 2:56 PM 2021CH04583

	Position	No	Rate
3350 - Water Meter Installation and Repair			
9411	Construction Laborer	6,240H	$45.90H
9411	Construction Laborer	12	45.90H
8325	Pipe Locating Machine Operator	2	55.95H
8246	Foreman of Construction Laborers	1	47.00H
7183	Motor Truck Driver	6,240H	39.25H
7183	Motor Truck Driver	5	39.25H
6676	Foreman of Machinists	3	53.18H
6674	Machinist	2	50.68H
6672	Water Meter Machinist	15	46.40H
6555	Assistant Superintendent of Water Meters	1	104,604
4756	Foreman of Plumbers	2	55.95H
4754	Plumber	9	52.80H
2233	Plumbing Inspector - in Charge	1	9,681.50M
2231	Plumbing Inspector	7	9,511.50M
1860	Foreman of Pipe Yards	1	47.00H
0430	Clerk III	1	37,224
0417	District Clerk	1	50,664
0417	District Clerk		46,176
0311	Projects Administrator	1	95,652
	Schedule Salary Adjustments		1,274
Section Position Total		**64**	**$6,929,554**
Position Total		**103**	**$10,121,849**
	Turnover		**(573,024)**
Position Net Total		**103**	**$9,548,825**
Department Position Total		**1,362**	**$154,407,176**
	Turnover		**(7,795,394)**
Department Position Net Total		**1,362**	**$146,611,782**

FILED DATE: 4/19/2024 2:56 PM 2021CH04583

(099/1005/2005)

	Appropriations	Amount
0000 Personnel Services		
0003	Scheduled Wage Adjustments	$237,209
0029	For Health Maintenance Organization Premiums (HMO) Provided to Eligible Employees and Their Families	5,096,457
0042	For the Costs of Claims and Administration for Hospital and Medical Care Provided to Eligible Employees, Provided However, That All Payments to the Independent Utilization Reviewer Shall Be Subject to the Approval of the Chairman of the Committee on the Budget and Government Operations	12,795,108
0045	For the Cost of Claims and Administration or Premiums for Term Life Insurance	145,613
0049	Claims and Costs of Administration Pursuant to the Workers' Compensation Act	12,460,000
0051	Claims Under Unemployment Insurance Act	483,710
0052	Costs of Claims and Administration for Hospital and Medical Care to Eligible Annuitants and Their Eligible Dependents	290,996
0056	For the Cost of Claims and Administration or Premiums for a Co-Insured Dental Plan for Employees	675,115
0070	Tuition Reimbursement and Educational Programs	40,000
0085	City Deferred Compensation Contributions for Union Members	220,626
0000 Personnel Services - Total*		**$32,444,834**
0100 Contractual Services		
0128	Investigation Costs. To Be Expended at the Direction of the Comptroller	$602,550
0130	Postage	247,754
0138	For Professional Services for Information Technology Maintenance	4,838,709
0139	For Professional Services for Information Technology Development	2,419,307
0140	For Professional and Technical Services and Other Third Party Benefit Agreements	5,492,957
0142	Accounting and Auditing	442,500
0149	For Software Maintenance and Licensing	25,025
0172	For the Cost of Insurance Premiums and Expenses	1,671,750
0100 Contractual Services - Total*		**$15,740,552**
0900 Financial Purposes as Specified		
0902	For Interest on Bonds	$96,369,807
0905	For Payment to Metropolitan Sanitary District for Wastewater Services	6,800,000
0912	For Payment of Bonds	82,150,000
0931	For the Payment of Tort and Non-Tort Judgments, Outside Counsel Expenses and Expert Costs, as Approved by the Corporation Counsel	6,805,986
0934	Claims for Damages and Liabilities Against the City When Ordered Paid by the City Council	15,000
0943	For Interest on Loans	19,391,229
0944	For Payment on Loans	37,863,635
0958	For Payment of Water Pipe Extension Certificates	100,000
0959	For Bond Fees and Costs	47,100
0900 Financial Purposes as Specified - Total		**$249,542,757**
9000 Purposes as Specified		
9027	For the City Contribution to Social Security Tax	$37,191
9067	For Physical Exams	28,584
9076	City's Contribution to Medicare Tax	1,574,224
9097	For Capital Construction	31,100,000
9000 Purposes as Specified - Total		**$32,739,999**

FILED DATE: 4/19/2024 2:56 PM 2021CH04583

	Appropriations	Amount
9600 Transfers and Reimbursements		
9611	To Reimburse the Corporate Fund for Indirect Costs Chargeable to Fund	$69,335,000
9645	To Reimburse the Corporate Fund for Indirect Pension Costs Chargeable to Fund	23,258,000
9600 Transfers and Reimbursements - Total		**$92,593,000**
9700 Transfers and Reimbursements		
9765	Transfer for Contractual Services	$625,000
9773	Transfer for Services Provided by the Department of Police	1,470,301
9774	Transfer for Services Provided by the Office of Emergency Management and Communication	325,000
9700 Transfers and Reimbursements - Total		**$2,420,301**
9900 Pension Purposes as Specified		
9980	Municipal Fund Pension Allocation	$59,725,000
9981	Laborers' Fund Pension Allocation	17,597,000
9900 Pension Purposes as Specified - Total		**$77,322,000**
Appropriation Total*		**$502,803,443**
Fund Total		**$795,309,000**

Fund Position Total	**1,517**	**$169,314,321**
Turnover		**(8,514,407)**
Fund Position Net Total	**1,517**	**$160,799,914**

EXHIBIT 2.Q

* An official website of the City of Chicago **Here's how you know**

English

Get the new, updated COVID-19 and flu vaccines. They're safe, effective, and can be taken together. Learn more at Chicago.gov/COVIDVax.

CHICAGO

MENU

Office of the Mayor

PLAINTIFF'S EXHIBIT 42

June 13, 2019

Mayor Lightfoot Announces Reforms to Workers' Compensation Program

Following independent audit, City to reform Workers' Compensation program and improve services to injured employees

Mayor's Press Office 312.744.3334

Download this Press Release

Mayor Lori E. Lightfoot today announced sweeping reforms to the City of Chicago's workers' compensation program, designed to improve services for injured workers and to help prevent fraud, waste and abuse in the administration of claims. The reforms follow the completion of an independent audit of the program. **The audit** revealed that the City's workers' compensation program had widespread deficiencies, driven by the lack of training for administrators, fraud controls, and clear policies needed to enforce consistency in investigations and claim administration.

As recommended by the audit, Mayor Lightfoot has directed the City to partner with a third party to implement changes to improve claim handling and outcomes for claimants; introduce controls and oversight that do not currently exist; and ensure a timelier response and better service for employees. The full, unredacted audit was released today.

"**The findings of this audit** revealed what we already suspected: that the City's workers' compensation program was undermanaged and lacked proper protocols--which poses a disservice to our injured city employees as well as taxpayers," said Mayor Lightfoot. "Today, we are taking action to make this program more accountable and are making changes to bring the program in line with best practices, just like other municipalities across the nation have done."

To professionalize the workers' compensation program, the City will partner with Gallagher Bassett, a leading international public sector claims administrator as well as the Gallagher Global Brokerage Risk Program Administrators team to best serve the worker's compensation needs of the City. Gallagher Bassett's team of experienced claims adjusters will work with the City to bring forward the following reforms:

- Implement claim handling practices and procedures aligned with best practices
- Adopt new technology systems to expedite claims review and control medical costs and improve outcomes for injured employees
- Create a process for handling legacy claims with a goal of clearing the backlog
- Implement a comprehensive "return to work" program to increase closure rates

Gallagher Bassett will also partner with the City to ensure proper training for City staff who remain involved in handling claims. The City estimates that these comprehensive changes will drive down claim costs, improve closure rates and generate significant annual savings. In 2018 alone, the workers' compensation program cost the City more than $93 million. Gallagher's Risk Program Administration (RPA) division will also assist the City with streamlining, coordinating and professionalizing the overall program administration.

The City's Department of Law, Comptroller's Office and the Office of the Inspector General (OIG) engaged the firm of Grant Thornton in 2019 to conduct an independent audit of the City's workers' compensation program. In its audit, Grant Thornton conducted a comprehensive review of over 100 claims handled in 2017 and 2018, dozens of interviews, and a review of procedures and protocols in conjunction with best practices used in similar programs. The audit found that the program did not meet industry best practices, had an inadequately trained workforce, and lacked controls to identify fraud, waste and abuse.

The City will begin to transition claims management and processing later this year. The workers' com
the Department of Finance for the interim, where it was transferred from the Committee on Finance in April of this year. As part of the management transition, outstanding claims will be transferred in a phased approach to ensure claims are not delayed or adversely impacted by the transition.

The changes to the workers' compensation program follow on a series of good governance reforms led by Mayor Lightfoot to improve accountability, transparency and ethics at every level of City government.

Since entering office, Mayor Lightfoot has expanded the City's ethics requirements to all employees and elected officials, implemented new City Council rules to promote transparency, and eliminated Aldermanic Prerogative through Executive Order.

###

City of Chicago

Copyright © 2010 - 2025 City of Chicago

EXHIBIT 2.R

PLAINTIFF'S EXHIBIT 33

Operations Expeneses - 2020

Fund Code	Cost Center Code	Department Code	Appropriation Code	Account Code	Transaction Reference	Vendor Reference	Posted Date	Year	JE Line Debits	JE Line Credits
0200	0272020	27	0140	220000	PVCI20CI306552	SKYTECH ENTERPRISES, LTD	12/23/20	2020	$3,109.92	$0.00
0200	0312005	31	0140		PV31203103232	CLERK, UNITED STATES DIST	12/11/20	2020	$400.00	$0.00
0200	0312005	31	0145		PV31203103379	RECORDER OF DEEDS, COOK	2/11/21	2020	$12,172.00	$0.00
0200	0312005	31	0169		PV31203102580	CHICAGO BAR ASSOCIATION	8/20/20	2020	$1,395.00	$0.00
0200	0882025	88	0521		PVCI20CI300267	T & N CHICAGO, INC.	3/20/20	2020	$530.49	$530.49
0200	0882025	88	0521		PVCI20CI300393	T & N CHICAGO, INC.	2/5/21	2020	$530.49	$530.49
0200	0882025	88	9481		PV88208801701	BRANDENBURGER PLUMBING	1/6/21	2020	$23,425.00	$0.00
0200	0994405	99	0140		PVCI20CI00258	CHICAGOLAND LABORERS' T	3/15/21	2020	$580,267.44	$0.00
0200	0994427	99	0049		PV27202701180	VENTIV TECHNOLOGY INC	11/5/20	2020	$802.23	$0.00
0200	0994427	99	0049		PVCI20CI306019	GALLAGHER BASSETT	11/4/20	2020	$24,447.57	$0.00
0200	0994427	99	0049		PVCI20CI306151	GALLAGHER BASSETT	11/25/20	2020	$24,447.57	$0.00
0200	0994438	99	0139		PVCI20CI100362	SDI PRESENCE LLC	3/9/20	2020	$688,153.00	$0.00
0200	0994438	99	0905		PVCI20CI100723	DELL MARKETING L.P.	4/9/20	2020	$33,667.65	$0.00
0200	0994438	99	0905		PVCI20CI701632	FRANK COONEY CO, INC.	8/25/20	2020	$26,487.00	$0.00
				220000			**Sum:**		**$1,419,835.36**	**$1,060.98**

Fund Code	Cost Center Code	Department Code	Appropriation Code	Account Code	Transaction Reference	Vendor Reference	Posted Date	Year	JE Line Debits	JE Line Credits
0200	0032005	03	0005	220005	JV20GP099360000		9/29/20	2020	$0.00	$53,673.35
0200	0032005	03	0005		JV20GP119890000		1/12/21	2020	$187.11	$0.00
0200	0032005	03	0005		JV20GP128200000		3/31/21	2020	$53,486.25	$0.00
0200	0033010	03	0005		JV20GP128200000		3/31/21	2020	$0.00	$19,440.36
0200	0033010	03	0005		JV20PR011602000		3/9/20	2020	$11,467.00	$0.00
0200	0033010	03	0005		JV20PR020102000		3/13/20	2020	$11,467.00	$0.00
0200	0033010	03	0005		JV20PR021602000		3/14/20	2020	$11,467.00	$0.00
0200	0033010	03	0005		JV20PR030102000		3/20/20	2020	$11,467.00	$0.00
0200	0033010	03	0005		JV20PR031602000		4/9/20	2020	$11,467.00	$0.00
0200	0033010	03	0005		JV20PR040102000		4/20/20	2020	$11,467.00	$0.00
0200	0033010	03	0005		JV20PR041602000		5/27/20	2020	$11,467.00	$0.00
0200	0033010	03	0005		JV20PR050102000		5/27/20	2020	$11,467.00	$0.00
0200	0033010	03	0005		JV20PR051602000		6/10/20	2020	$11,467.00	$0.00
0200	0033010	03	0005		JV20PR060102000		6/19/20	2020	$11,467.00	$0.00
0200	0033010	03	0005		JV20PR061602000		7/17/20	2020	$11,467.00	$0.00
0200	0033010	03	0005		JV20PR070102000		7/20/20	2020	$11,467.00	$0.00
0200	0033010	03	0005		JV20PR071602000		8/26/20	2020	$11,467.00	$0.00
0200	0033010	03	0005		JV20PR080102000		8/26/20	2020	$11,467.00	$0.00

0200	0033010	03	0005	220005	JV20PR081602000		9/17/20	2020	$11,467.00	$0.00
0200	0033010	03	0005		JV20PR090102000		9/21/20	2020	$11,467.00	$0.00
0200	0033010	03	0005		JV20PR091602000		10/6/20	2020	$11,467.00	$0.00
0200	0033010	03	0005		JV20PR100102000		10/20/20	2020	$11,618.00	$0.00
0200	0033010	03	0005		JV20PR101602000		11/13/20	2020	$11,618.00	$0.00
0200	0033010	03	0005		JV20PR110102000		11/23/20	2020	$11,618.00	$0.00
0200	0033010	03	0005		JV20PR111602000		12/10/20	2020	$11,618.00	$0.00
0200	0033010	03	0005		JV20PR120102000		12/21/20	2020	$11,618.00	$0.00
0200	0033010	03	0005		JV20PR121602000		1/12/21	2020	$11,618.00	$0.00
0200	0033010	03	0005		JV21PR010102000		1/21/21	2020	$11,618.00	$0.00
0200	0033015	03	0005		JV20GP128200000		3/31/21	2020	$0.00	$19,785.90
0200	0033015	03	0005		JV20PR011602000		3/9/20	2020	$12,439.50	$0.00
0200	0033015	03	0005		JV20PR020102000		3/13/20	2020	$12,439.50	$0.00
0200	0033015	03	0005		JV20PR021602000		3/14/20	2020	$12,439.50	$0.00
0200	0033015	03	0005		JV20PR030102000		3/20/20	2020	$12,439.50	$0.00
0200	0033015	03	0005		JV20PR031602000		4/9/20	2020	$12,439.50	$0.00
0200	0033015	03	0005		JV20PR040102000		4/20/20	2020	$12,439.50	$0.00
0200	0033015	03	0005		JV20PR041602000		5/27/20	2020	$12,439.50	$0.00
0200	0033015	03	0005		JV20PR050102000		5/27/20	2020	$12,582.00	$0.00
0200	0033015	03	0005		JV20PR051602000		6/10/20	2020	$12,582.00	$0.00
0200	0033015	03	0005		JV20PR060102000		6/19/20	2020	$12,582.00	$0.00
0200	0033015	03	0005		JV20PR061602000		7/17/20	2020	$12,582.00	$0.00
0200	0033015	03	0005		JV20PR070102000		7/20/20	2020	$12,582.00	$0.00
0200	0033015	03	0005		JV20PR071602000		8/26/20	2020	$12,582.00	$0.00
0200	0033015	03	0005		JV20PR080102000		8/26/20	2020	$12,582.00	$0.00
0200	0033015	03	0005		JV20PR081602000		9/17/20	2020	$12,582.00	$0.00
0200	0033015	03	0005		JV20PR090102000		9/21/20	2020	$12,582.00	$0.00
0200	0033015	03	0005		JV20PR091602000		10/6/20	2020	$12,582.00	$0.00
0200	0033015	03	0005		JV20PR100102000		10/20/20	2020	$12,582.00	$0.00
0200	0033015	03	0005		JV20PR101602000		11/13/20	2020	$12,582.00	$0.00
0200	0033015	03	0005		JV20PR110102000		11/23/20	2020	$12,582.00	$0.00
0200	0033015	03	0005		JV20PR111602000		12/10/20	2020	$12,682.00	$0.00
0200	0033015	03	0005		JV20PR120102000		12/21/20	2020	$12,582.00	$0.00
0200	0033015	03	0005		JV20PR121602000		1/12/21	2020	$12,582.00	$0.00
0200	0033015	03	0005		JV21PR010102000		1/21/21	2020	$12,582.00	$0.00
0200	0033020	03	0005		JV20PR011602000		3/9/20	2020	$10,306.50	$0.00
0200	0033020	03	0005		JV20PR020102000		3/13/20	2020	$10,581.50	$0.00
0200	0033020	03	0005		JV20PR021602000		3/14/20	2020	$10,444.00	$1,430.11
0200	0033020	03	0005		JV20PR030102000		3/20/20	2020	$10,526.50	$0.00

0200	0033020	03	0005	220005	JV20PR031602000		4/9/20	2020	$10,526.50	$0.00
0200	0033020	03	0005		JV20PR040102000		4/20/20	2020	$10,526.50	$0.00
0200	0033020	03	0005		JV20PR041602000		5/27/20	2020	$10,526.50	$0.00
0200	0033020	03	0005		JV20PR050102000		5/27/20	2020	$8,966.50	$646.25
0200	0033020	03	0005		JV20PR051602000		6/10/20	2020	$7,094.50	$0.00
0200	0033020	03	0005		JV20PR060102000		6/19/20	2020	$7,094.50	$0.00
0200	0033020	03	0005		JV20PR061602000		7/17/20	2020	$7,094.50	$0.00
0200	0033020	03	0005		JV20PR070102000		7/20/20	2020	$7,094.50	$0.00
0200	0033020	03	0005		JV20PR071602000		8/26/20	2020	$7,094.50	$0.00
0200	0033020	03	0005		JV20PR080102000		8/26/20	2020	$7,094.50	$0.00
0200	0033020	03	0005		JV20PR081602000		9/17/20	2020	$7,094.50	$340.66
0200	0033020	03	0005		JV20PR090102000		9/21/20	2020	$7,094.50	$0.00
0200	0033020	03	0005		JV20PR091602000		10/6/20	2020	$7,094.50	$0.00
0200	0033020	03	0005		JV20PR100102000		10/20/20	2020	$7,094.50	$0.00
0200	0033020	03	0005		JV20PR101602000		11/13/20	2020	$7,094.50	$0.00
0200	0033020	03	0005		JV20PR110102000		11/23/20	2020	$7,094.50	$0.00
0200	0033020	03	0005		JV20PR111602000		12/10/20	2020	$7,094.50	$0.00
0200	0033020	03	0005		JV20PR120102000		12/21/20	2020	$7,094.50	$0.00
0200	0033020	03	0005		JV20PR121602000		1/12/21	2020	$7,094.50	$0.00
0200	0033020	03	0005		JV21PR010102000		1/21/21	2020	$7,094.50	$0.00
0200	0033027	03	0005		JV20GP128200000		3/31/21	2020	$0.00	$14,922.97
0200	0033027	03	0005		JV20PR011602000		3/9/20	2020	$11,165.00	$0.00
0200	0033027	03	0005		JV20PR020102000		3/13/20	2020	$11,388.00	$0.00
0200	0033027	03	0005		JV20PR021602000		3/14/20	2020	$11,388.00	$0.00
0200	0033027	03	0005		JV20PR030102000		3/20/20	2020	$11,388.00	$0.00
0200	0033027	03	0005		JV20PR031602000		4/9/20	2020	$11,388.00	$0.00
0200	0033027	03	0005		JV20PR040102000		4/20/20	2020	$11,388.00	$0.00
0200	0033027	03	0005		JV20PR041602000		5/27/20	2020	$11,388.00	$0.00
0200	0033027	03	0005		JV20PR050102000		5/27/20	2020	$11,388.00	$0.00
0200	0033027	03	0005		JV20PR051602000		6/10/20	2020	$11,388.00	$0.00
0200	0033027	03	0005		JV20PR060102000		6/19/20	2020	$11,388.00	$0.00
0200	0033027	03	0005		JV20PR061602000		7/17/20	2020	$11,388.00	$0.00
0200	0033027	03	0005		JV20PR070102000		7/20/20	2020	$11,388.00	$0.00
0200	0033027	03	0005		JV20PR071602000		8/26/20	2020	$11,388.00	$0.00
0200	0033027	03	0005		JV20PR080102000		8/26/20	2020	$11,388.00	$0.00
0200	0033027	03	0005		JV20PR081602000		9/17/20	2020	$11,388.00	$0.00
0200	0033027	03	0005		JV20PR090102000		9/21/20	2020	$11,388.00	$0.00
0200	0033027	03	0005		JV20PR091602000		10/6/20	2020	$11,388.00	$0.00
0200	0033027	03	0005		JV20PR100102000		10/20/20	2020	$11,388.00	$0.00

0200	0033027	03	0005	220005	JV20PR101602000		11/13/20	2020	$11,388.00	$0.00
0200	0033027	03	0005		JV20PR110102000		11/23/20	2020	$11,388.00	$0.00
0200	0033027	03	0005		JV20PR111602000		12/10/20	2020	$11,388.00	$0.00
0200	0033027	03	0005		JV20PR120102000		12/21/20	2020	$11,388.00	$0.00
0200	0033027	03	0005		JV20PR121602000		1/12/21	2020	$11,388.00	$0.00
0200	0033027	03	0005		JV21PR010102000		1/21/21	2020	$11,388.00	$0.00
0200	0053050	05	0005		JV20PR011602000		3/9/20	2020	$5,431.50	$0.00
0200	0053050	05	0005		JV20PR020102000		3/13/20	2020	$5,431.50	$0.00
0200	0053050	05	0005		JV20PR021602000		3/14/20	2020	$5,431.50	$0.00
0200	0053050	05	0005		JV20PR030102000		3/20/20	2020	$5,431.50	$0.00
0200	0053050	05	0005		JV20PR031602000		4/9/20	2020	$5,431.50	$0.00
0200	0053050	05	0005		JV20PR040102000		4/20/20	2020	$5,431.50	$0.00
0200	0053050	05	0005		JV20PR041602000		5/27/20	2020	$5,431.50	$0.00
0200	0053050	05	0005		JV20PR050102000		5/27/20	2020	$5,431.50	$0.00
0200	0053050	05	0005		JV20PR051602000		6/10/20	2020	$5,431.50	$0.00
0200	0053050	05	0005		JV20PR060102000		6/19/20	2020	$5,431.50	$0.00
0200	0053050	05	0005		JV20PR061602000		7/17/20	2020	$5,431.50	$0.00
0200	0053050	05	0005		JV20PR070102000		7/20/20	2020	$5,431.50	$0.00
0200	0053050	05	0005		JV20PR071602000		8/26/20	2020	$5,431.50	$0.00
0200	0053050	05	0005		JV20PR080102000		8/26/20	2020	$5,431.50	$0.00
0200	0053050	05	0005		JV20PR081602000		9/17/20	2020	$5,431.50	$0.00
0200	0053050	05	0005		JV20PR090102000		9/21/20	2020	$5,431.50	$0.00
0200	0053050	05	0005		JV20PR091602000		10/6/20	2020	$5,431.50	$0.00
0200	0053050	05	0005		JV20PR100102000		10/20/20	2020	$5,431.50	$0.00
0200	0053050	05	0005		JV20PR110102000		11/23/20	2020	$11,030.13	$0.00
0200	0274026	27	0005		JV20PR011602000		3/9/20	2020	$10,553.50	$0.00
0200	0274026	27	0005		JV20PR020102000		3/13/20	2020	$10,553.50	$0.00
0200	0274026	27	0005		JV20PR021602000		3/14/20	2020	$10,553.50	$0.00
0200	0274026	27	0005		JV20PR030102000		3/20/20	2020	$10,553.50	$0.00
0200	0274026	27	0005		JV20PR031602000		4/9/20	2020	$10,553.50	$0.00
0200	0274026	27	0005		JV20PR040102000		4/20/20	2020	$10,553.50	$0.00
0200	0274026	27	0005		JV20PR041602000		5/27/20	2020	$10,553.50	$0.00
0200	0274026	27	0005		JV20PR050102000		5/27/20	2020	$10,553.50	$0.00
0200	0274026	27	0005		JV20PR051602000		6/10/20	2020	$10,553.50	$0.00
0200	0274026	27	0005		JV20PR060102000		6/19/20	2020	$10,553.50	$0.00
0200	0274026	27	0005		JV20PR061602000		7/17/20	2020	$10,553.50	$0.00
0200	0274026	27	0005		JV20PR070102000		7/20/20	2020	$10,553.50	$0.00
0200	0274026	27	0005		JV20PR071602000		8/26/20	2020	$10,553.50	$0.00
0200	0274026	27	0005		JV20PR080102000		8/26/20	2020	$10,553.50	$0.00

0200	0274026	27	0005	220005	JV20PR081602000		9/17/20	2020	$10,553.50	$0.00
0200	0274026	27	0005		JV20PR090102000		9/21/20	2020	$10,553.50	$0.00
0200	0274026	27	0005		JV20PR091602000		10/6/20	2020	$10,681.50	$0.00
0200	0274026	27	0005		JV20PR100102000		10/20/20	2020	$10,681.50	$0.00
0200	0274026	27	0005		JV20PR101602000		11/13/20	2020	$10,681.50	$0.00
0200	0274026	27	0005		JV20PR110102000		11/23/20	2020	$10,681.50	$0.00
0200	0274026	27	0005		JV20PR111602000		12/10/20	2020	$10,681.50	$0.00
0200	0274026	27	0005		JV20PR120102000		12/21/20	2020	$10,681.50	$0.00
0200	0274026	27	0005		JV20PR121602000		1/12/21	2020	$10,681.50	$0.00
0200	0274026	27	0005		JV21PR010102000		1/21/21	2020	$10,681.50	$0.00
0200	0274054	27	0005		JV20PR011602000		3/9/20	2020	$8,562.50	$0.00
0200	0274054	27	0005		JV20PR020102000		3/13/20	2020	$8,562.50	$0.00
0200	0274054	27	0005		JV20PR021602000		3/14/20	2020	$8,562.50	$0.00
0200	0274054	27	0005		JV20PR030102000		3/20/20	2020	$8,562.50	$0.00
0200	0274054	27	0005		JV20PR031602000		4/9/20	2020	$8,562.50	$0.00
0200	0274054	27	0005		JV20PR040102000		4/20/20	2020	$8,562.50	$0.00
0200	0274054	27	0005		JV20PR041602000		5/27/20	2020	$8,562.50	$0.00
0200	0274054	27	0005		JV20PR050102000		5/27/20	2020	$8,562.50	$0.00
0200	0274054	27	0005		JV20PR051602000		6/10/20	2020	$8,562.50	$0.00
0200	0274054	27	0005		JV20PR060102000		6/19/20	2020	$8,562.50	$0.00
0200	0274054	27	0005		JV20PR061602000		7/17/20	2020	$8,562.50	$0.00
0200	0274054	27	0005		JV20PR070102000		7/20/20	2020	$8,562.50	$0.00
0200	0274054	27	0005		JV20PR071602000		8/26/20	2020	$8,562.50	$0.00
0200	0274054	27	0005		JV20PR080102000		8/26/20	2020	$8,562.50	$0.00
0200	0274054	27	0005		JV20PR081602000		9/17/20	2020	$8,562.50	$0.00
0200	0274054	27	0005		JV20PR090102000		9/21/20	2020	$8,562.50	$0.00
0200	0274054	27	0005		JV20PR091602000		10/6/20	2020	$8,562.50	$0.00
0200	0274054	27	0005		JV20PR100102000		10/20/20	2020	$8,562.50	$0.00
0200	0274054	27	0005		JV20PR101602000		11/13/20	2020	$8,562.50	$0.00
0200	0274054	27	0005		JV20PR110102000		11/23/20	2020	$8,562.50	$0.00
0200	0274054	27	0005		JV20PR111602000		12/10/20	2020	$8,562.50	$0.00
0200	0274054	27	0005		JV20PR120102000		12/21/20	2020	$8,562.50	$0.00
0200	0274054	27	0005		JV20PR121602000		1/12/21	2020	$8,562.50	$0.00
0200	0274054	27	0005		JV21PR010102000		1/21/21	2020	$8,562.50	$0.00
0200	0274205	27	0005		JV20PR011602000		3/9/20	2020	$64,994.50	$0.00
0200	0274205	27	0005		JV20PR020102000		3/13/20	2020	$64,994.50	$0.00
0200	0274205	27	0005		JV20PR021602000		3/14/20	2020	$64,994.50	$0.00
0200	0274205	27	0005		JV20PR030102000		3/20/20	2020	$64,994.50	$0.00
0200	0274205	27	0005		JV20PR031602000		4/9/20	2020	$64,994.50	$0.00

0200	0274205	27	0005	220005	JV20PR040102000		4/20/20	2020	$64,994.50	$0.00
0200	0274205	27	0005		JV20PR041602000		5/27/20	2020	$64,994.50	$0.00
0200	0274205	27	0005		JV20PR050102000		5/27/20	2020	$64,994.50	$0.00
0200	0274205	27	0005		JV20PR051602000		6/10/20	2020	$65,122.50	$0.00
0200	0274205	27	0005		JV20PR060102000		6/19/20	2020	$65,237.00	$0.00
0200	0274205	27	0005		JV20PR061602000		7/17/20	2020	$65,237.00	$0.00
0200	0274205	27	0005		JV20PR070102000		7/20/20	2020	$65,408.00	$0.00
0200	0274205	27	0005		JV20PR071602000		8/26/20	2020	$66,384.36	$0.00
0200	0274205	27	0005		JV20PR080102000		8/26/20	2020	$70,479.67	$0.00
0200	0274205	27	0005		JV20PR081602000		9/17/20	2020	$71,059.50	$0.00
0200	0274205	27	0005		JV20PR090102000		9/21/20	2020	$71,059.50	$0.00
0200	0274205	27	0005		JV20PR091602000		10/6/20	2020	$71,233.50	$162.71
0200	0274205	27	0005		JV20PR100102000		10/20/20	2020	$71,394.50	$162.71
0200	0274205	27	0005		JV20PR101602000		11/13/20	2020	$68,889.00	$0.00
0200	0274205	27	0005		JV20PR110102000		11/23/20	2020	$69,028.50	$0.00
0200	0274205	27	0005		JV20PR111602000		12/10/20	2020	$69,084.00	$0.00
0200	0274205	27	0005		JV20PR120102000		12/21/20	2020	$69,084.00	$0.00
0200	0274205	27	0005		JV20PR121602000		1/12/21	2020	$69,084.00	$0.00
0200	0274205	27	0005		JV21PR010102000		1/21/21	2020	$69,272.00	$0.00
0200	0274641	27	0005		JV20PR011602000		3/9/20	2020	$24,264.50	$0.00
0200	0274641	27	0005		JV20PR020102000		3/13/20	2020	$24,665.49	$0.00
0200	0274641	27	0005		JV20PR021602000		3/14/20	2020	$21,561.50	$0.00
0200	0274641	27	0005		JV20PR030102000		3/20/20	2020	$21,561.50	$0.00
0200	0274641	27	0005		JV20PR031602000		4/9/20	2020	$21,561.50	$0.00
0200	0274641	27	0005		JV20PR040102000		4/20/20	2020	$21,491.50	$0.00
0200	0274641	27	0005		JV20PR041602000		5/27/20	2020	$21,491.50	$0.00
0200	0274641	27	0005		JV20PR050102000		5/27/20	2020	$21,587.50	$0.00
0200	0274641	27	0005		JV20PR051602000		6/10/20	2020	$21,587.50	$0.00
0200	0274641	27	0005		JV20PR060102000		6/19/20	2020	$21,587.50	$0.00
0200	0274641	27	0005		JV20PR061602000		7/17/20	2020	$19,785.95	$5.73
0200	0274641	27	0005		JV20PR070102000		7/20/20	2020	$19,271.23	$0.00
0200	0274641	27	0005		JV20PR071602000		8/26/20	2020	$21,727.00	$0.00
0200	0274641	27	0005		JV20PR080102000		8/26/20	2020	$21,727.00	$0.00
0200	0274641	27	0005		JV20PR081602000		9/17/20	2020	$21,888.00	$350.00
0200	0274641	27	0005		JV20PR090102000		9/21/20	2020	$21,888.00	$0.00
0200	0274641	27	0005		JV20PR091602000		10/6/20	2020	$22,024.50	$0.00
0200	0274641	27	0005		JV20PR100102000		10/20/20	2020	$22,024.50	$0.00
0200	0274641	27	0005		JV20PR101602000		11/13/20	2020	$22,024.50	$0.00
0200	0274641	27	0005		JV20PR110102000		11/23/20	2020	$22,024.50	$0.00

0200	0274641	27	0005	220005	JV20PR111602000		12/10/20	2020	$22,024.50	$0.00
0200	0274641	27	0005		JV20PR120102000		12/21/20	2020	$22,024.50	$0.00
0200	0274641	27	0005		JV20PR121602000		1/12/21	2020	$22,195.50	$0.00
0200	0274641	27	0005		JV21PR010102000		1/21/21	2020	$22,195.50	$0.00
0200	0274642	27	0005		JV20PR011602000		3/9/20	2020	$11,136.00	$0.00
0200	0274642	27	0005		JV20PR020102000		3/13/20	2020	$11,136.00	$0.00
0200	0274642	27	0005		JV20PR021602000		3/14/20	2020	$11,136.00	$0.00
0200	0274642	27	0005		JV20PR030102000		3/20/20	2020	$11,136.00	$0.00
0200	0274642	27	0005		JV20PR031602000		4/9/20	2020	$11,136.00	$0.00
0200	0274642	27	0005		JV20PR040102000		4/20/20	2020	$11,136.00	$0.00
0200	0274642	27	0005		JV20PR041602000		5/27/20	2020	$11,136.00	$0.00
0200	0274642	27	0005		JV20PR050102000		5/27/20	2020	$11,136.00	$0.00
0200	0274642	27	0005		JV20PR051602000		6/10/20	2020	$11,136.00	$0.00
0200	0274642	27	0005		JV20PR060102000		6/19/20	2020	$11,136.00	$0.00
0200	0274642	27	0005		JV20PR061602000		7/17/20	2020	$11,136.00	$0.00
0200	0274642	27	0005		JV20PR070102000		7/20/20	2020	$11,136.00	$0.00
0200	0274642	27	0005		JV20PR071602000		8/26/20	2020	$11,136.00	$0.00
0200	0274642	27	0005		JV20PR080102000		8/26/20	2020	$11,136.00	$0.00
0200	0274642	27	0005		JV20PR081602000		9/17/20	2020	$11,136.00	$0.00
0200	0274642	27	0005		JV20PR090102000		9/21/20	2020	$11,136.00	$0.00
0200	0274642	27	0005		JV20PR091602000		10/6/20	2020	$11,136.00	$0.00
0200	0274642	27	0005		JV20PR100102000		10/20/20	2020	$11,136.00	$0.00
0200	0274642	27	0005		JV20PR101602000		11/13/20	2020	$11,136.00	$0.00
0200	0274642	27	0005		JV20PR110102000		11/23/20	2020	$11,136.00	$0.00
0200	0274642	27	0005		JV20PR111602000		12/10/20	2020	$11,136.00	$0.00
0200	0274642	27	0005		JV20PR120102000		12/21/20	2020	$11,136.00	$0.00
0200	0274642	27	0005		JV20PR121602000		1/12/21	2020	$11,136.00	$0.00
0200	0274642	27	0005		JV21PR010102000		1/21/21	2020	$11,289.00	$0.00
0200	0283010	28	0005		JV20PR011602000		3/9/20	2020	$8,605.50	$0.00
0200	0283010	28	0005		JV20PR020102000		3/13/20	2020	$8,605.50	$0.00
0200	0283010	28	0005		JV20PR021602000		3/14/20	2020	$8,605.50	$0.00
0200	0283010	28	0005		JV20PR030102000		3/20/20	2020	$8,605.50	$0.00
0200	0283010	28	0005		JV20PR031602000		4/9/20	2020	$8,605.50	$0.00
0200	0283010	28	0005		JV20PR040102000		4/20/20	2020	$8,605.50	$0.00
0200	0283010	28	0005		JV20PR041602000		5/27/20	2020	$8,605.50	$0.00
0200	0283010	28	0005		JV20PR050102000		5/27/20	2020	$8,605.50	$0.00
0200	0283010	28	0005		JV20PR051602000		6/10/20	2020	$8,605.50	$0.00
0200	0283010	28	0005		JV20PR060102000		6/19/20	2020	$8,605.50	$0.00
0200	0283010	28	0005		JV20PR061602000		7/17/20	2020	$8,605.50	$0.00

0200	0283010	28	0005	220005	JV20PR070102000		7/20/20	2020	$8,605.50	$0.00
0200	0283010	28	0005		JV20PR071602000		8/26/20	2020	$8,605.50	$0.00
0200	0283010	28	0005		JV20PR080102000		8/26/20	2020	$8,605.50	$0.00
0200	0283010	28	0005		JV20PR081602000		9/17/20	2020	$8,605.50	$0.00
0200	0283010	28	0005		JV20PR090102000		9/21/20	2020	$8,605.50	$0.00
0200	0283010	28	0005		JV20PR091602000		10/6/20	2020	$8,605.50	$0.00
0200	0283010	28	0005		JV20PR100102000		10/20/20	2020	$5,065.00	$0.00
0200	0283010	28	0005		JV20PR101602000		11/13/20	2020	$5,065.00	$0.00
0200	0283010	28	0005		JV20PR110102000		11/23/20	2020	$5,065.00	$0.00
0200	0283010	28	0005		JV20PR111602000		12/10/20	2020	$5,065.00	$0.00
0200	0283010	28	0005		JV20PR120102000		12/21/20	2020	$5,065.00	$0.00
0200	0283010	28	0005		JV20PR121602000		1/12/21	2020	$1,636.39	$0.00
0200	0283020	28	0005		JV20GA07064		7/30/20	2020	$20,018.00	$0.00
0200	0283020	28	0005		JV20PR071602000		8/26/20	2020	$2,502.25	$0.00
0200	0283020	28	0005		JV20PR080102000		8/26/20	2020	$2,502.25	$0.00
0200	0283020	28	0005		JV20PR081602000		9/17/20	2020	$2,502.25	$0.00
0200	0283020	28	0005		JV20PR090102000		9/21/20	2020	$2,502.25	$0.00
0200	0283020	28	0005		JV20PR091602000		10/6/20	2020	$2,502.25	$0.00
0200	0283020	28	0005		JV20PR100102000		10/20/20	2020	$2,502.25	$0.00
0200	0283020	28	0005		JV20PR101602000		11/13/20	2020	$2,502.25	$0.00
0200	0283020	28	0005		JV20PR110102000		11/23/20	2020	$2,502.25	$0.00
0200	0283020	28	0005		JV20PR111602000		12/10/20	2020	$2,502.25	$0.00
0200	0283020	28	0005		JV20PR120102000		12/21/20	2020	$2,502.25	$0.00
0200	0283020	28	0005		JV20PR121602000		1/12/21	2020	$2,502.25	$0.00
0200	0283020	28	0005		JV21PR010102000		1/21/21	2020	$2,502.25	$0.00
0200	0283025	28	0005		JV20PR011602000		3/9/20	2020	$2,198.00	$0.00
0200	0283025	28	0005		JV20PR020102000		3/13/20	2020	$2,198.00	$0.00
0200	0283025	28	0005		JV20PR021602000		3/14/20	2020	$2,198.00	$0.00
0200	0283025	28	0005		JV20PR030102000		3/20/20	2020	$2,198.00	$0.00
0200	0283025	28	0005		JV20PR031602000		4/9/20	2020	$2,198.00	$0.00
0200	0283025	28	0005		JV20PR040102000		4/20/20	2020	$2,198.00	$0.00
0200	0283025	28	0005		JV20PR041602000		5/27/20	2020	$2,198.00	$0.00
0200	0283025	28	0005		JV20PR050102000		5/27/20	2020	$2,198.00	$0.00
0200	0283025	28	0005		JV20PR051602000		6/10/20	2020	$2,198.00	$0.00
0200	0283025	28	0005		JV20PR060102000		6/19/20	2020	$2,198.00	$0.00
0200	0283025	28	0005		JV20PR061602000		7/17/20	2020	$2,198.00	$0.00
0200	0283025	28	0005		JV20PR070102000		7/20/20	2020	$2,198.00	$0.00
0200	0283025	28	0005		JV20PR071602000		8/26/20	2020	$2,198.00	$0.00
0200	0283025	28	0005		JV20PR080102000		8/26/20	2020	$2,198.00	$0.00

0200	0283025	28	0005	220005	JV20PR081602000		9/17/20	2020	$7,263.00	$0.00
0200	0283025	28	0005		JV20PR090102000		9/21/20	2020	$7,263.00	$0.00
0200	0283025	28	0005		JV20PR091602000		10/6/20	2020	$2,198.00	$0.00
0200	0283025	28	0005		JV20PR100102000		10/20/20	2020	$2,198.00	$0.00
0200	0283025	28	0005		JV20PR101602000		11/13/20	2020	$2,198.00	$0.00
0200	0283025	28	0005		JV20PR110102000		11/23/20	2020	$2,198.00	$0.00
0200	0283025	28	0005		JV20PR111602000		12/10/20	2020	$2,198.00	$0.00
0200	0283025	28	0005		JV20PR120102000		12/21/20	2020	$2,198.00	$0.00
0200	0283025	28	0005		JV20PR121602000		1/12/21	2020	$2,198.00	$0.00
0200	0283025	28	0005		JV21PR010102000		1/21/21	2020	$2,198.00	$0.00
0200	0313249	31	0005		JV20PR011602000		3/9/20	2020	$9,103.50	$0.00
0200	0313249	31	0005		JV20PR020102000		3/13/20	2020	$9,103.50	$0.00
0200	0313249	31	0005		JV20PR021602000		3/14/20	2020	$9,103.50	$0.00
0200	0313249	31	0005		JV20PR030102000		3/20/20	2020	$9,103.50	$0.00
0200	0313249	31	0005		JV20PR031602000		4/9/20	2020	$9,103.50	$0.00
0200	0313249	31	0005		JV20PR040102000		4/20/20	2020	$9,103.50	$0.00
0200	0313249	31	0005		JV20PR041602000		5/27/20	2020	$9,103.50	$0.00
0200	0313249	31	0005		JV20PR050102000		5/27/20	2020	$9,103.50	$0.00
0200	0313249	31	0005		JV20PR051602000		6/10/20	2020	$9,103.50	$0.00
0200	0313249	31	0005		JV20PR060102000		6/19/20	2020	$9,103.50	$0.00
0200	0313249	31	0005		JV20PR061602000		7/17/20	2020	$9,103.50	$0.00
0200	0313249	31	0005		JV20PR070102000		7/20/20	2020	$9,103.50	$0.00
0200	0313249	31	0005		JV20PR071602000		8/26/20	2020	$9,103.50	$0.00
0200	0313249	31	0005		JV20PR080102000		8/26/20	2020	$9,103.50	$0.00
0200	0313249	31	0005		JV20PR081602000		9/17/20	2020	$9,103.50	$0.00
0200	0313249	31	0005		JV20PR090102000		9/21/20	2020	$9,103.50	$0.00
0200	0313249	31	0005		JV20PR091602000		10/6/20	2020	$9,250.50	$0.00
0200	0313249	31	0005		JV20PR100102000		10/20/20	2020	$9,250.50	$0.00
0200	0313249	31	0005		JV20PR101602000		11/13/20	2020	$9,250.50	$0.00
0200	0313249	31	0005		JV20PR110102000		11/23/20	2020	$9,250.50	$0.00
0200	0313249	31	0005		JV20PR111602000		12/10/20	2020	$9,250.50	$0.00
0200	0313249	31	0005		JV20PR120102000		12/21/20	2020	$9,250.50	$0.00
0200	0313249	31	0005		JV20PR121602000		1/12/21	2020	$9,250.50	$0.00
0200	0313249	31	0005		JV21PR010102000		1/21/21	2020	$9,250.50	$0.00
0200	0313644	31	0005		JV20PR011602000		3/9/20	2020	$5,171.50	$0.00
0200	0313644	31	0005		JV20PR020102000		3/13/20	2020	$5,171.50	$0.00
0200	0313644	31	0005		JV20PR021602000		3/14/20	2020	$5,171.50	$0.00
0200	0313644	31	0005		JV20PR030102000		3/20/20	2020	$5,171.50	$0.00
0200	0313644	31	0005		JV20PR031602000		4/9/20	2020	$5,171.50	$0.00

0200	0313644	31	0005	220005	JV20PR040102000		4/20/20	2020	$5,171.50	$0.00
0200	0313644	31	0005		JV20PR041602000		5/27/20	2020	$5,171.50	$0.00
0200	0313644	31	0005		JV20PR050102000		5/27/20	2020	$5,171.50	$0.00
0200	0313644	31	0005		JV20PR051602000		6/10/20	2020	$5,171.50	$0.00
0200	0313644	31	0005		JV20PR060102000		6/19/20	2020	$5,171.50	$0.00
0200	0313644	31	0005		JV20PR061602000		7/17/20	2020	$5,171.50	$0.00
0200	0313644	31	0005		JV20PR070102000		7/20/20	2020	$5,171.50	$0.00
0200	0313644	31	0005		JV20PR071602000		8/26/20	2020	$5,171.50	$0.00
0200	0313644	31	0005		JV20PR080102000		8/26/20	2020	$5,171.50	$0.00
0200	0313644	31	0005		JV20PR081602000		9/17/20	2020	$5,171.50	$0.00
0200	0313644	31	0005		JV20PR090102000		9/21/20	2020	$5,171.50	$0.00
0200	0313644	31	0005		JV20PR091602000		10/6/20	2020	$5,417.50	$0.00
0200	0313644	31	0005		JV20PR100102000		10/20/20	2020	$5,417.50	$0.00
0200	0313644	31	0005		JV20PR101602000		11/13/20	2020	$5,417.50	$0.00
0200	0313644	31	0005		JV20PR110102000		11/23/20	2020	$5,417.50	$0.00
0200	0313644	31	0005		JV20PR111602000		12/10/20	2020	$5,417.50	$0.00
0200	0313644	31	0005		JV20PR120102000		12/21/20	2020	$5,417.50	$0.00
0200	0313644	31	0005		JV20PR121602000		1/12/21	2020	$5,417.50	$0.00
0200	0313644	31	0005		JV21PR010102000		1/21/21	2020	$5,417.50	$0.00
0200	0314002	31	0005		JV20PR011602000		3/9/20	2020	$14,277.00	$0.00
0200	0314002	31	0005		JV20PR020102000		3/13/20	2020	$14,277.00	$0.00
0200	0314002	31	0005		JV20PR021602000		3/14/20	2020	$14,277.00	$0.00
0200	0314002	31	0005		JV20PR030102000		3/20/20	2020	$14,277.00	$0.00
0200	0314002	31	0005		JV20PR031602000		4/9/20	2020	$14,277.00	$0.00
0200	0314002	31	0005		JV20PR040102000		4/20/20	2020	$14,277.00	$0.00
0200	0314002	31	0005		JV20PR041602000		5/27/20	2020	$14,277.00	$0.00
0200	0314002	31	0005		JV20PR050102000		5/27/20	2020	$14,277.00	$0.00
0200	0314002	31	0005		JV20PR051602000		6/10/20	2020	$14,277.00	$0.00
0200	0314002	31	0005		JV20PR060102000		6/19/20	2020	$14,439.00	$0.00
0200	0314002	31	0005		JV20PR061602000		7/17/20	2020	$14,439.00	$0.00
0200	0314002	31	0005		JV20PR070102000		7/20/20	2020	$14,439.00	$0.00
0200	0314002	31	0005		JV20PR071602000		8/26/20	2020	$14,439.00	$0.00
0200	0314002	31	0005		JV20PR080102000		8/26/20	2020	$14,439.00	$0.00
0200	0314002	31	0005		JV20PR081602000		9/17/20	2020	$14,439.00	$0.00
0200	0314002	31	0005		JV20PR090102000		9/21/20	2020	$14,439.00	$0.00
0200	0314002	31	0005		JV20PR091602000		10/6/20	2020	$14,439.00	$0.00
0200	0314002	31	0005		JV20PR100102000		10/20/20	2020	$14,439.00	$0.00
0200	0314002	31	0005		JV20PR101602000		11/13/20	2020	$14,439.00	$0.00
0200	0314002	31	0005		JV20PR110102000		11/23/20	2020	$14,439.00	$0.00

0200	0314002	31	0005	220005	JV20PR111602000		12/10/20	2020	$14,439.00	$0.00
0200	0314002	31	0005		JV20PR120102000		12/21/20	2020	$14,439.00	$0.00
0200	0314002	31	0005		JV20PR121602000		1/12/21	2020	$14,439.00	$0.00
0200	0314002	31	0005		JV21PR010102000		1/21/21	2020	$19,856.50	$0.00
0200	0314007	31	0005		JV20PR011602000		3/9/20	2020	$3,251.50	$0.00
0200	0314007	31	0005		JV20PR020102000		3/13/20	2020	$3,251.50	$0.00
0200	0314007	31	0005		JV20PR021602000		3/14/20	2020	$3,251.50	$0.00
0200	0314007	31	0005		JV20PR030102000		3/20/20	2020	$3,251.50	$0.00
0200	0314007	31	0005		JV20PR031602000		4/9/20	2020	$3,251.50	$0.00
0200	0314007	31	0005		JV20PR040102000		4/20/20	2020	$3,251.50	$0.00
0200	0314007	31	0005		JV20PR041602000		5/27/20	2020	$3,251.50	$0.00
0200	0314007	31	0005		JV20PR050102000		5/27/20	2020	$3,251.50	$0.00
0200	0314007	31	0005		JV20PR051602000		6/10/20	2020	$3,251.50	$0.00
0200	0314007	31	0005		JV20PR060102000		6/19/20	2020	$3,251.50	$0.00
0200	0314007	31	0005		JV20PR061602000		7/17/20	2020	$3,251.50	$0.00
0200	0314007	31	0005		JV20PR070102000		7/20/20	2020	$3,251.50	$0.00
0200	0314007	31	0005		JV20PR071602000		8/26/20	2020	$3,251.50	$0.00
0200	0314007	31	0005		JV20PR080102000		8/26/20	2020	$3,251.50	$0.00
0200	0314007	31	0005		JV20PR081602000		9/17/20	2020	$3,251.50	$0.00
0200	0314007	31	0005		JV20PR090102000		9/21/20	2020	$3,251.50	$0.00
0200	0314007	31	0005		JV20PR091602000		10/6/20	2020	$3,251.50	$0.00
0200	0314007	31	0005		JV20PR100102000		10/20/20	2020	$3,251.50	$0.00
0200	0314007	31	0005		JV20PR101602000		11/13/20	2020	$3,251.50	$0.00
0200	0314007	31	0005		JV20PR110102000		11/23/20	2020	$3,251.50	$0.00
0200	0314007	31	0005		JV20PR111602000		12/10/20	2020	$3,251.50	$0.00
0200	0314007	31	0005		JV20PR120102000		12/21/20	2020	$3,251.50	$0.00
0200	0314007	31	0005		JV20PR121602000		1/12/21	2020	$1,182.36	$0.00
0200	0314007	31	0005		JV21PR010102000		1/21/21	2020	$1,500.70	$0.00
0200	0314012	31	0005		JV20PR011602000		3/9/20	2020	$11,641.00	$0.00
0200	0314012	31	0005		JV20PR020102000		3/13/20	2020	$11,641.00	$0.00
0200	0314012	31	0005		JV20PR021602000		3/14/20	2020	$11,641.00	$0.00
0200	0314012	31	0005		JV20PR030102000		3/20/20	2020	$11,641.00	$382.30
0200	0314012	31	0005		JV20PR031602000		4/9/20	2020	$11,641.00	$0.00
0200	0314012	31	0005		JV20PR040102000		4/20/20	2020	$11,641.00	$0.00
0200	0314012	31	0005		JV20PR041602000		5/27/20	2020	$11,641.00	$0.00
0200	0314012	31	0005		JV20PR050102000		5/27/20	2020	$11,641.00	$0.00
0200	0314012	31	0005		JV20PR051602000		6/10/20	2020	$11,788.00	$0.00
0200	0314012	31	0005		JV20PR060102000		6/19/20	2020	$11,788.00	$0.00
0200	0314012	31	0005		JV20PR061602000		7/17/20	2020	$12,012.00	$0.00

0200	0314012	31	0005	220005	JV20PR070102000		7/20/20	2020	$12,012.00	$0.00
0200	0314012	31	0005		JV20PR071602000		8/26/20	2020	$12,012.00	$0.00
0200	0314012	31	0005		JV20PR080102000		8/26/20	2020	$12,012.00	$0.00
0200	0314012	31	0005		JV20PR081602000		9/17/20	2020	$12,193.00	$0.00
0200	0314012	31	0005		JV20PR090102000		9/21/20	2020	$12,193.00	$0.00
0200	0314012	31	0005		JV20PR091602000		10/6/20	2020	$12,193.00	$0.00
0200	0314012	31	0005		JV20PR100102000		10/20/20	2020	$12,193.00	$0.00
0200	0314012	31	0005		JV20PR101602000		11/13/20	2020	$12,193.00	$0.00
0200	0314012	31	0005		JV20PR110102000		11/23/20	2020	$12,193.00	$0.00
0200	0314012	31	0005		JV20PR111602000		12/10/20	2020	$12,193.00	$0.00
0200	0314012	31	0005		JV20PR120102000		12/21/20	2020	$12,193.00	$0.00
0200	0314012	31	0005		JV20PR121602000		1/12/21	2020	$12,193.00	$0.00
0200	0314012	31	0005		JV21PR010102000		1/21/21	2020	$12,193.00	$0.00
0200	0314039	31	0005		JV20PR011602000		3/9/20	2020	$12,853.50	$0.00
0200	0314039	31	0005		JV20PR020102000		3/13/20	2020	$12,853.50	$0.00
0200	0314039	31	0005		JV20PR021602000		3/14/20	2020	$12,853.50	$0.00
0200	0314039	31	0005		JV20PR030102000		3/20/20	2020	$12,853.50	$0.00
0200	0314039	31	0005		JV20PR031602000		4/9/20	2020	$12,853.50	$0.00
0200	0314039	31	0005		JV20PR040102000		4/20/20	2020	$12,853.50	$0.00
0200	0314039	31	0005		JV20PR041602000		5/27/20	2020	$12,853.50	$0.00
0200	0314039	31	0005		JV20PR050102000		5/27/20	2020	$12,853.50	$0.00
0200	0314039	31	0005		JV20PR051602000		6/10/20	2020	$13,000.50	$0.00
0200	0314039	31	0005		JV20PR060102000		6/19/20	2020	$13,000.50	$0.00
0200	0314039	31	0005		JV20PR061602000		7/17/20	2020	$13,204.50	$0.00
0200	0314039	31	0005		JV20PR070102000		7/20/20	2020	$13,204.50	$0.00
0200	0314039	31	0005		JV20PR071602000		8/26/20	2020	$13,204.50	$0.00
0200	0314039	31	0005		JV20PR080102000		8/26/20	2020	$13,204.50	$0.00
0200	0314039	31	0005		JV20PR081602000		9/17/20	2020	$13,204.50	$0.00
0200	0314039	31	0005		JV20PR090102000		9/21/20	2020	$13,204.50	$0.00
0200	0314039	31	0005		JV20PR091602000		10/6/20	2020	$13,204.50	$0.00
0200	0314039	31	0005		JV20PR100102000		10/20/20	2020	$13,204.50	$0.00
0200	0314039	31	0005		JV20PR101602000		11/13/20	2020	$13,204.50	$0.00
0200	0314039	31	0005		JV20PR110102000		11/23/20	2020	$13,204.50	$0.00
0200	0314039	31	0005		JV20PR111602000		12/10/20	2020	$13,204.50	$0.00
0200	0314039	31	0005		JV20PR120102000		12/21/20	2020	$13,204.50	$0.00
0200	0314039	31	0005		JV20PR121602000		1/12/21	2020	$13,204.50	$0.00
0200	0314039	31	0005		JV21PR010102000		1/21/21	2020	$13,204.50	$0.00
0200	0333720	33	0005		JV20PR011602000		3/9/20	2020	$4,624.50	$0.00
0200	0333720	33	0005		JV20PR020102000		3/13/20	2020	$4,624.50	$0.00

0200	0333720	33	0005	220005	JV20PR021602000		3/14/20	2020	$4,624.50	$0.00
0200	0333720	33	0005		JV20PR030102000		3/20/20	2020	$4,624.50	$0.00
0200	0333720	33	0005		JV20PR031602000		4/9/20	2020	$4,624.50	$0.00
0200	0333720	33	0005		JV20PR040102000		4/20/20	2020	$4,624.50	$0.00
0200	0333720	33	0005		JV20PR041602000		5/27/20	2020	$4,624.50	$0.00
0200	0333720	33	0005		JV20PR050102000		5/27/20	2020	$4,624.50	$0.00
0200	0333720	33	0005		JV20PR051602000		6/10/20	2020	$4,624.50	$0.00
0200	0333720	33	0005		JV20PR060102000		6/19/20	2020	$4,624.50	$0.00
0200	0333720	33	0005		JV20PR061602000		7/17/20	2020	$4,624.50	$0.00
0200	0333720	33	0005		JV20PR070102000		7/20/20	2020	$4,624.50	$0.00
0200	0333720	33	0005		JV20PR071602000		8/26/20	2020	$4,624.50	$0.00
0200	0333720	33	0005		JV20PR080102000		8/26/20	2020	$4,624.50	$0.00
0200	0333720	33	0005		JV20PR081602000		9/17/20	2020	$4,624.50	$0.00
0200	0333720	33	0005		JV20PR090102000		9/21/20	2020	$4,624.50	$0.00
0200	0333720	33	0005		JV20PR091602000		10/6/20	2020	$4,624.50	$0.00
0200	0333720	33	0005		JV20PR100102000		10/20/20	2020	$4,624.50	$0.00
0200	0333720	33	0005		JV20PR101602000		11/13/20	2020	$4,878.00	$0.00
0200	0333720	33	0005		JV20PR110102000		11/23/20	2020	$4,878.00	$0.00
0200	0333720	33	0005		JV20PR111602000		12/10/20	2020	$4,878.00	$0.00
0200	0333720	33	0005		JV20PR120102000		12/21/20	2020	$4,878.00	$0.00
0200	0333720	33	0005		JV20PR121602000		1/12/21	2020	$4,878.00	$0.00
0200	0333720	33	0005		JV21PR010102000		1/21/21	2020	$4,878.00	$0.00
0200	0334045	33	0005		JV20PR011602000		3/9/20	2020	$3,203.00	$0.00
0200	0334045	33	0005		JV20PR020102000		3/13/20	2020	$3,203.00	$0.00
0200	0334045	33	0005		JV20PR021602000		3/14/20	2020	$3,203.00	$0.00
0200	0334045	33	0005		JV20PR030102000		3/20/20	2020	$3,203.00	$0.00
0200	0334045	33	0005		JV20PR031602000		4/9/20	2020	$3,203.00	$0.00
0200	0334045	33	0005		JV20PR040102000		4/20/20	2020	$3,203.00	$0.00
0200	0334045	33	0005		JV20PR041602000		5/27/20	2020	$3,203.00	$0.00
0200	0334045	33	0005		JV20PR050102000		5/27/20	2020	$3,203.00	$0.00
0200	0334045	33	0005		JV20PR051602000		6/10/20	2020	$3,203.00	$0.00
0200	0334045	33	0005		JV20PR060102000		6/19/20	2020	$3,203.00	$0.00
0200	0334045	33	0005		JV20PR061602000		7/17/20	2020	$3,203.00	$0.00
0200	0334045	33	0005		JV20PR070102000		7/20/20	2020	$3,203.00	$0.00
0200	0334045	33	0005		JV20PR071602000		8/26/20	2020	$3,203.00	$0.00
0200	0334045	33	0005		JV20PR080102000		8/26/20	2020	$3,203.00	$0.00
0200	0334045	33	0005		JV20PR081602000		9/17/20	2020	$3,203.00	$0.00
0200	0334045	33	0005		JV20PR090102000		9/21/20	2020	$3,203.00	$0.00
0200	0334045	33	0005		JV20PR091602000		10/6/20	2020	$3,203.00	$0.00

0200	0334045	33	0005	220005	JV20PR100102000		10/20/20	2020	$3,203.00	$0.00
0200	0334045	33	0005		JV20PR101602000		11/13/20	2020	$3,203.00	$0.00
0200	0334045	33	0005		JV20PR110102000		11/23/20	2020	$3,203.00	$0.00
0200	0334045	33	0005		JV20PR111602000		12/10/20	2020	$3,203.00	$0.00
0200	0334045	33	0005		JV20PR120102000		12/21/20	2020	$3,203.00	$0.00
0200	0334045	33	0005		JV20PR121602000		1/12/21	2020	$3,203.00	$0.00
0200	0334045	33	0005		JV21PR010102000		1/21/21	2020	$3,393.00	$0.00
0200	0353022	35	0005		JV20PR011602000		3/9/20	2020	$3,050.00	$0.00
0200	0353022	35	0005		JV20PR020102000		3/13/20	2020	$3,050.00	$0.00
0200	0353022	35	0005		JV20PR021602000		3/14/20	2020	$3,050.00	$0.00
0200	0353022	35	0005		JV20PR030102000		3/20/20	2020	$3,050.00	$0.00
0200	0353022	35	0005		JV20PR031602000		4/9/20	2020	$3,050.00	$0.00
0200	0353022	35	0005		JV20PR040102000		4/20/20	2020	$3,050.00	$0.00
0200	0353022	35	0005		JV20PR041602000		5/27/20	2020	$3,050.00	$0.00
0200	0353022	35	0005		JV20PR050102000		5/27/20	2020	$3,050.00	$0.00
0200	0353022	35	0005		JV20PR051602000		6/10/20	2020	$3,050.00	$0.00
0200	0353022	35	0005		JV20PR060102000		6/19/20	2020	$3,050.00	$0.00
0200	0353022	35	0005		JV20PR061602000		7/17/20	2020	$3,050.00	$0.00
0200	0353022	35	0005		JV20PR070102000		7/20/20	2020	$3,050.00	$0.00
0200	0353022	35	0005		JV20PR071602000		8/26/20	2020	$3,050.00	$0.00
0200	0353022	35	0005		JV20PR080102000		8/26/20	2020	$3,050.00	$0.00
0200	0353022	35	0005		JV20PR081602000		9/17/20	2020	$3,050.00	$0.00
0200	0353022	35	0005		JV20PR090102000		9/21/20	2020	$3,356.00	$0.00
0200	0353022	35	0005		JV20PR091602000		10/6/20	2020	$3,203.00	$0.00
0200	0353022	35	0005		JV20PR100102000		10/20/20	2020	$3,203.00	$0.00
0200	0353022	35	0005		JV20PR101602000		11/13/20	2020	$3,203.00	$0.00
0200	0353022	35	0005		JV20PR110102000		11/23/20	2020	$3,203.00	$0.00
0200	0353022	35	0005		JV20PR111602000		12/10/20	2020	$3,203.00	$0.00
0200	0353022	35	0005		JV20PR120102000		12/21/20	2020	$3,203.00	$0.00
0200	0353022	35	0005		JV20PR121602000		1/12/21	2020	$3,203.00	$0.00
0200	0353022	35	0005		JV21PR010102000		1/21/21	2020	$3,203.00	$0.00
0200	0354120	35	0005		JV20PR011602000		3/9/20	2020	$3,076.00	$0.00
0200	0354120	35	0005		JV20PR020102000		3/13/20	2020	$3,076.00	$0.00
0200	0354120	35	0005		JV20PR021602000		3/14/20	2020	$3,076.00	$0.00
0200	0354120	35	0005		JV20PR030102000		3/20/20	2020	$3,076.00	$0.00
0200	0354120	35	0005		JV20PR031602000		4/9/20	2020	$3,076.00	$0.00
0200	0354120	35	0005		JV20PR040102000		4/20/20	2020	$3,076.00	$0.00
0200	0354120	35	0005		JV20PR041602000		5/27/20	2020	$3,076.00	$0.00
0200	0354120	35	0005		JV20PR050102000		5/27/20	2020	$3,076.00	$0.00

0200	0354120	35	0005	220005	JV20PR051602000		6/10/20	2020	$3,076.00	$0.00
0200	0354120	35	0005		JV20PR060102000		6/19/20	2020	$3,076.00	$0.00
0200	0354120	35	0005		JV20PR061602000		7/17/20	2020	$3,222.00	$0.00
0200	0354120	35	0005		JV20PR070102000		7/20/20	2020	$3,222.00	$0.00
0200	0354120	35	0005		JV20PR071602000		8/26/20	2020	$3,222.00	$0.00
0200	0354120	35	0005		JV20PR080102000		8/26/20	2020	$3,222.00	$0.00
0200	0354120	35	0005		JV20PR081602000		9/17/20	2020	$3,222.00	$0.00
0200	0354120	35	0005		JV20PR090102000		9/21/20	2020	$3,222.00	$0.00
0200	0354120	35	0005		JV20PR091602000		10/6/20	2020	$3,222.00	$0.00
0200	0354120	35	0005		JV20PR100102000		10/20/20	2020	$3,222.00	$0.00
0200	0354120	35	0005		JV20PR101602000		11/13/20	2020	$3,222.00	$0.00
0200	0354120	35	0005		JV20PR110102000		11/23/20	2020	$3,222.00	$0.00
0200	0354120	35	0005		JV20PR111602000		12/10/20	2020	$3,222.00	$0.00
0200	0354120	35	0005		JV20PR120102000		12/21/20	2020	$3,222.00	$0.00
0200	0354120	35	0005		JV20PR121602000		1/12/21	2020	$3,222.00	$0.00
0200	0354120	35	0005		JV21PR010102000		1/21/21	2020	$3,222.00	$0.00
0200	0354126	35	0005		JV20PR011602000		3/9/20	2020	$5,924.00	$442.17
0200	0354126	35	0005		JV20PR020102000		3/13/20	2020	$5,924.00	$111.07
0200	0354126	35	0005		JV20PR021602000		3/14/20	2020	$5,924.00	$50.98
0200	0354126	35	0005		JV20PR030102000		3/20/20	2020	$5,924.00	$0.00
0200	0354126	35	0005		JV20PR031602000		4/9/20	2020	$5,924.00	$60.95
0200	0354126	35	0005		JV20PR040102000		4/20/20	2020	$5,924.00	$284.80
0200	0354126	35	0005		JV20PR041602000		5/27/20	2020	$5,924.00	$0.00
0200	0354126	35	0005		JV20PR050102000		5/27/20	2020	$5,924.00	$0.00
0200	0354126	35	0005		JV20PR051602000		6/10/20	2020	$5,924.00	$0.00
0200	0354126	35	0005		JV20PR060102000		6/19/20	2020	$5,924.00	$0.00
0200	0354126	35	0005		JV20PR061602000		7/17/20	2020	$5,924.00	$0.00
0200	0354126	35	0005		JV20PR070102000		7/20/20	2020	$5,924.00	$0.00
0200	0354126	35	0005		JV20PR071602000		8/26/20	2020	$5,924.00	$0.00
0200	0354126	35	0005		JV20PR080102000		8/26/20	2020	$5,924.00	$0.00
0200	0354126	35	0005		JV20PR081602000		9/17/20	2020	$5,924.00	$0.00
0200	0354126	35	0005		JV20PR090102000		9/21/20	2020	$6,216.00	$0.00
0200	0354126	35	0005		JV20PR091602000		10/6/20	2020	$6,070.00	$0.00
0200	0354126	35	0005		JV20PR100102000		10/20/20	2020	$6,070.00	$0.00
0200	0354126	35	0005		JV20PR101602000		11/13/20	2020	$6,070.00	$0.00
0200	0354126	35	0005		JV20PR110102000		11/23/20	2020	$6,070.00	$0.00
0200	0354126	35	0005		JV20PR111602000		12/10/20	2020	$6,070.00	$0.00
0200	0354126	35	0005		JV20PR120102000		12/21/20	2020	$6,070.00	$0.00
0200	0354126	35	0005		JV20PR121602000		1/12/21	2020	$6,070.00	$0.00

0200	0354126	35	0005	220005	JV21PR010102000		1/21/21	2020	$6,070.00	$0.00
0200	0383222	38	0005		JV20PR011602000		3/9/20	2020	$13,732.50	$1,895.52
0200	0383222	38	0005		JV20PR011602000		3/9/20	2020	$162,546.87	$0.00
0200	0383222	38	0005		JV20PR020102000		3/13/20	2020	$13,732.50	$0.00
0200	0383222	38	0005		JV20PR020102000		3/13/20	2020	$177,144.82	$0.00
0200	0383222	38	0005		JV20PR021602000		3/14/20	2020	$9,816.50	$1,332.15
0200	0383222	38	0005		JV20PR021602000		3/14/20	2020	$146,538.67	$0.00
0200	0383222	38	0005		JV20PR030102000		3/20/20	2020	$8,494.71	$0.00
0200	0383222	38	0005		JV20PR030102000		3/20/20	2020	$9,816.50	$0.00
0200	0383222	38	0005		JV20PR030102000		3/20/20	2020	$148,065.88	$6.37
0200	0383222	38	0005		JV20PR031602000		4/9/20	2020	$9,816.50	$1,060.11
0200	0383222	38	0005		JV20PR031602000		4/9/20	2020	$149,961.92	$0.00
0200	0383222	38	0005		JV20PR040102000		4/20/20	2020	$9,816.50	$374.20
0200	0383222	38	0005		JV20PR040102000		4/20/20	2020	$178,396.94	$0.00
0200	0383222	38	0005		JV20PR041602000		5/27/20	2020	$9,816.50	$0.00
0200	0383222	38	0005		JV20PR041602000		5/27/20	2020	$163,498.42	$0.00
0200	0383222	38	0005		JV20PR050102000		5/27/20	2020	$9,816.50	$0.00
0200	0383222	38	0005		JV20PR050102000		5/27/20	2020	$164,072.90	$0.00
0200	0383222	38	0005		JV20PR051602000		6/10/20	2020	$9,816.50	$0.00
0200	0383222	38	0005		JV20PR051602000		6/10/20	2020	$167,377.89	$0.00
0200	0383222	38	0005		JV20PR060102000		6/19/20	2020	$9,956.00	$0.00
0200	0383222	38	0005		JV20PR060102000		6/19/20	2020	$152,295.14	$0.00
0200	0383222	38	0005		JV20PR061602000		7/17/20	2020	$9,956.00	$0.00
0200	0383222	38	0005		JV20PR061602000		7/17/20	2020	$163,811.71	$1,731.20
0200	0383222	38	0005		JV20PR070102000		7/20/20	2020	$9,956.00	$0.00
0200	0383222	38	0005		JV20PR070102000		7/20/20	2020	$166,962.09	$865.60
0200	0383222	38	0005		JV20PR071602000		8/26/20	2020	$9,956.00	$0.00
0200	0383222	38	0005		JV20PR071602000		8/26/20	2020	$164,758.02	$0.00
0200	0383222	38	0005		JV20PR080102000		8/26/20	2020	$9,956.00	$0.00
0200	0383222	38	0005		JV20PR080102000		8/26/20	2020	$177,188.84	$0.00
0200	0383222	38	0005		JV20PR081602000		9/17/20	2020	$9,956.00	$0.00
0200	0383222	38	0005		JV20PR081602000		9/17/20	2020	$148,579.03	$0.00
0200	0383222	38	0005		JV20PR090102000		9/21/20	2020	$9,956.00	$0.00
0200	0383222	38	0005		JV20PR090102000		9/21/20	2020	$164,061.82	$0.00
0200	0383222	38	0005		JV20PR091602000		10/6/20	2020	$9,956.00	$0.00
0200	0383222	38	0005		JV20PR091602000		10/6/20	2020	$163,276.51	$0.00
0200	0383222	38	0005		JV20PR100102000		10/20/20	2020	$9,956.00	$0.00
0200	0383222	38	0005		JV20PR100102000		10/20/20	2020	$155,551.11	$0.00
0200	0383222	38	0005		JV20PR101602000		11/13/20	2020	$9,956.00	$0.00

0200	0383222	38	0005	220005	JV20PR101602000		11/13/20	2020	$155,502.82	$0.00
0200	0383222	38	0005		JV20PR110102000		11/23/20	2020	$9,956.00	$0.00
0200	0383222	38	0005		JV20PR110102000		11/23/20	2020	$156,553.19	$0.00
0200	0383222	38	0005		JV20PR111602000		12/10/20	2020	$9,956.00	$0.00
0200	0383222	38	0005		JV20PR111602000		12/10/20	2020	$142,629.20	$440.80
0200	0383222	38	0005		JV20PR120102000		12/21/20	2020	$9,956.00	$0.00
0200	0383222	38	0005		JV20PR120102000		12/21/20	2020	$161,825.59	$0.00
0200	0383222	38	0005		JV20PR121602000		1/12/21	2020	$9,956.00	$0.00
0200	0383222	38	0005		JV20PR121602000		1/12/21	2020	$158,586.76	$0.00
0200	0383222	38	0005		JV21PR010102000		1/21/21	2020	$9,956.00	$0.00
0200	0383222	38	0005		JV21PR010102000		1/21/21	2020	$171,148.31	$0.00
0200	0673215	67	0005		JV20PR011602000		3/9/20	2020	$27,565.50	$0.00
0200	0673215	67	0005		JV20PR020102000		3/13/20	2020	$27,565.50	$0.00
0200	0673215	67	0005		JV20PR021602000		3/14/20	2020	$27,565.50	$0.00
0200	0673215	67	0005		JV20PR030102000		3/20/20	2020	$27,565.50	$0.00
0200	0673215	67	0005		JV20PR031602000		4/9/20	2020	$27,565.50	$0.00
0200	0673215	67	0005		JV20PR040102000		4/20/20	2020	$27,565.50	$0.00
0200	0673215	67	0005		JV20PR041602000		5/27/20	2020	$27,565.50	$0.00
0200	0673215	67	0005		JV20PR050102000		5/27/20	2020	$27,565.50	$0.00
0200	0673215	67	0005		JV20PR051602000		6/10/20	2020	$27,565.50	$0.00
0200	0673215	67	0005		JV20PR060102000		6/19/20	2020	$27,565.50	$0.00
0200	0673215	67	0005		JV20PR061602000		7/17/20	2020	$27,565.50	$0.00
0200	0673215	67	0005		JV20PR070102000		7/20/20	2020	$27,565.50	$0.00
0200	0673215	67	0005		JV20PR071602000		8/26/20	2020	$27,565.50	$0.00
0200	0673215	67	0005		JV20PR080102000		8/26/20	2020	$28,101.00	$0.00
0200	0673215	67	0005		JV20PR081602000		9/17/20	2020	$28,636.50	$0.00
0200	0673215	67	0005		JV20PR090102000		9/21/20	2020	$28,101.00	$0.00
0200	0673215	67	0005		JV20PR091602000		10/6/20	2020	$28,101.00	$0.00
0200	0673215	67	0005		JV20PR100102000		10/20/20	2020	$28,101.00	$0.00
0200	0673215	67	0005		JV20PR101602000		11/13/20	2020	$28,101.00	$0.00
0200	0673215	67	0005		JV20PR110102000		11/23/20	2020	$28,101.00	$0.00
0200	0673215	67	0005		JV20PR111602000		12/10/20	2020	$28,101.00	$0.00
0200	0673215	67	0005		JV20PR120102000		12/21/20	2020	$28,101.00	$0.00
0200	0673215	67	0005		JV20PR121602000		1/12/21	2020	$28,101.00	$0.00
0200	0673215	67	0005		JV21PR010102000		1/21/21	2020	$28,101.00	$0.00
0200	0674110	67	0005		JV20PR011602000		3/9/20	2020	$58,332.26	$0.00
0200	0674110	67	0005		JV20PR020102000		3/13/20	2020	$58,332.26	$0.00
0200	0674110	67	0005		JV20PR021602000		3/14/20	2020	$53,738.01	$0.00
0200	0674110	67	0005		JV20PR030102000		3/20/20	2020	$53,738.01	$114.86

0200	0674110	67	0005	220005	JV20PR031602000		4/9/20	2020	$13,146.63	$0.00
0200	0674110	67	0005		JV20PR031602000		4/9/20	2020	$53,738.01	$0.00
0200	0674110	67	0005		JV20PR040102000		4/20/20	2020	$53,738.01	$0.00
0200	0674110	67	0005		JV20PR041602000		5/27/20	2020	$53,738.01	$0.00
0200	0674110	67	0005		JV20PR050102000		5/27/20	2020	$58,332.26	$2,756.55
0200	0674110	67	0005		JV20PR051602000		6/10/20	2020	$58,332.26	$0.00
0200	0674110	67	0005		JV20PR060102000		6/19/20	2020	$58,332.26	$0.00
0200	0674110	67	0005		JV20PR061602000		7/17/20	2020	$58,332.26	$0.00
0200	0674110	67	0005		JV20PR070102000		7/20/20	2020	$58,332.26	$0.00
0200	0674110	67	0005		JV20PR071602000		8/26/20	2020	$58,332.26	$0.00
0200	0674110	67	0005		JV20PR080102000		8/26/20	2020	$59,404.11	$0.00
0200	0674110	67	0005		JV20PR081602000		9/17/20	2020	$60,475.96	$0.00
0200	0674110	67	0005		JV20PR090102000		9/21/20	2020	$59,404.11	$0.00
0200	0674110	67	0005		JV20PR091602000		10/6/20	2020	$59,404.11	$0.00
0200	0674110	67	0005		JV20PR100102000		10/20/20	2020	$59,404.11	$0.00
0200	0674110	67	0005		JV20PR101602000		11/13/20	2020	$59,404.11	$0.00
0200	0674110	67	0005		JV20PR110102000		11/23/20	2020	$59,404.11	$0.00
0200	0674110	67	0005		JV20PR111602000		12/10/20	2020	$59,404.11	$0.00
0200	0674110	67	0005		JV20PR120102000		12/21/20	2020	$59,404.11	$26.70
0200	0674110	67	0005		JV20PR121602000		1/12/21	2020	$59,404.11	$0.00
0200	0674110	67	0005		JV21PR010102000		1/21/21	2020	$59,404.11	$741.64
0200	0674272	67	0005		JV20PR011602000		3/9/20	2020	$18,377.00	$0.00
0200	0674272	67	0005		JV20PR020102000		3/13/20	2020	$18,377.00	$0.00
0200	0674272	67	0005		JV20PR021602000		3/14/20	2020	$18,377.00	$0.00
0200	0674272	67	0005		JV20PR030102000		3/20/20	2020	$18,377.00	$0.00
0200	0674272	67	0005		JV20PR031602000		4/9/20	2020	$18,377.00	$0.00
0200	0674272	67	0005		JV20PR040102000		4/20/20	2020	$18,377.00	$0.00
0200	0674272	67	0005		JV20PR041602000		5/27/20	2020	$18,377.00	$0.00
0200	0674272	67	0005		JV20PR050102000		5/27/20	2020	$18,377.00	$0.00
0200	0674272	67	0005		JV20PR051602000		6/10/20	2020	$18,377.00	$0.00
0200	0674272	67	0005		JV20PR060102000		6/19/20	2020	$18,377.00	$0.00
0200	0674272	67	0005		JV20PR061602000		7/17/20	2020	$18,377.00	$0.00
0200	0674272	67	0005		JV20PR070102000		7/20/20	2020	$18,377.00	$0.00
0200	0674272	67	0005		JV20PR071602000		8/26/20	2020	$18,377.00	$0.00
0200	0674272	67	0005		JV20PR080102000		8/26/20	2020	$18,734.00	$0.00
0200	0674272	67	0005		JV20PR081602000		9/17/20	2020	$14,407.50	$0.00
0200	0674272	67	0005		JV20PR090102000		9/21/20	2020	$14,050.50	$0.00
0200	0674272	67	0005		JV20PR091602000		10/6/20	2020	$19,886.87	$0.00
0200	0674272	67	0005		JV20PR100102000		10/20/20	2020	$14,050.50	$0.00

0200	0674272	67	0005	220005	JV20PR101602000		11/13/20	2020	$14,050.50	$0.00
0200	0674272	67	0005		JV20PR110102000		11/23/20	2020	$14,050.50	$0.00
0200	0674272	67	0005		JV20PR111602000		12/10/20	2020	$14,050.50	$0.00
0200	0674272	67	0005		JV20PR120102000		12/21/20	2020	$14,050.50	$0.00
0200	0674272	67	0005		JV20PR121602000		1/12/21	2020	$14,050.50	$0.00
0200	0674272	67	0005		JV21PR010102000		1/21/21	2020	$14,050.50	$0.00
0200	0882010	88	0005		JV20GP099360000		9/29/20	2020	$0.00	$56,724.19
0200	0882010	88	0005		JV20GP119890000		1/12/21	2020	$26,911.68	$0.00
0200	0882020	88	0005		IV2720SS2000064	INTERFUND-TRANSPORTATIC	3/9/21	2020	$143,124.37	$0.00
0200	0882020	88	0005		JV20GA15237		3/23/21	2020	$376,663.09	$0.00
0200	0882020	88	0005		JV20GA17109 Adju		5/25/21	2020	$287,094.00	$0.00
0200	0882020	88	0005		JV20GP099360000		9/29/20	2020	$0.00	$127,843.30
0200	0882020	88	0005		JV20GP119890000		1/12/21	2020	$14,982.60	$0.00
0200	0882020	88	0005		JV20GP128220000		3/31/21	2020	$112,860.70	$0.00
0200	0882025	88	0005		IV2720SS2000025	INTERFUND-TRANSPORTATIC	11/16/20	2020	$280,008.02	$0.00
0200	0882025	88	0005		IV2720SS2000025	INTERFUND-TRANSPORTATIC	11/18/20	2020	$280,008.02	$280,008.02
0200	0882025	88	0005		IV2720SS2000028	INTERFUND-TRANSPORTATIC	11/16/20	2020	$376,663.09	$0.00
0200	0882025	88	0005		JV20GA15237		3/23/21	2020	$0.00	$376,663.09
0200	0882025	88	0005		JV20GP119890000		1/12/21	2020	$0.00	$41,894.29
0200	0882025	88	9481		IV2720DSS200002	INTERFUND-STREETS & SANI	2/23/21	2020	$307,874.54	$0.00
0200	0883003	88	0005		JV20PR011602000		3/9/20	2020	$26,332.00	$0.00
0200	0883003	88	0005		JV20PR020102000		3/13/20	2020	$26,332.00	$0.00
0200	0883003	88	0005		JV20PR021602000		3/14/20	2020	$26,332.00	$0.00
0200	0883003	88	0005		JV20PR030102000		3/20/20	2020	$26,332.00	$0.00
0200	0883003	88	0005		JV20PR031602000		4/9/20	2020	$26,332.00	$0.00
0200	0883003	88	0005		JV20PR040102000		4/20/20	2020	$26,332.00	$0.00
0200	0883003	88	0005		JV20PR041602000		5/27/20	2020	$26,332.00	$0.00
0200	0883003	88	0005		JV20PR050102000		5/27/20	2020	$26,332.00	$0.00
0200	0883003	88	0005		JV20PR051602000		6/10/20	2020	$26,332.00	$0.00
0200	0883003	88	0005		JV20PR060102000		6/19/20	2020	$26,332.00	$0.00
0200	0883003	88	0005		JV20PR061602000		7/17/20	2020	$26,332.00	$0.00
0200	0883003	88	0005		JV20PR070102000		7/20/20	2020	$26,332.00	$0.00
0200	0883003	88	0005		JV20PR071602000		8/26/20	2020	$26,332.00	$0.00
0200	0883003	88	0005		JV20PR080102000		8/26/20	2020	$26,332.00	$0.00
0200	0883003	88	0005		JV20PR081602000		9/17/20	2020	$26,332.00	$0.00
0200	0883003	88	0005		JV20PR090102000		9/21/20	2020	$26,332.00	$0.00
0200	0883003	88	0005		JV20PR091602000		10/6/20	2020	$26,332.00	$0.00
0200	0883003	88	0005		JV20PR100102000		10/20/20	2020	$26,332.00	$0.00
0200	0883003	88	0005		JV20PR101602000		11/13/20	2020	$26,332.00	$0.00

0200	0883003	88	0005	220005	JV20PR110102000		11/23/20	2020	$26,332.00	$0.00
0200	0883003	88	0005		JV20PR111602000		12/10/20	2020	$26,352.50	$0.00
0200	0883003	88	0005		JV20PR120102000		12/21/20	2020	$26,352.50	$0.00
0200	0883003	88	0005		JV20PR121602000		1/12/21	2020	$26,352.50	$0.00
0200	0883003	88	0005		JV21PR010102000		1/21/21	2020	$26,352.50	$0.00
0200	0883005	88	0005		JV20PR011602000		3/9/20	2020	$18,389.50	$0.00
0200	0883005	88	0005		JV20PR020102000		3/13/20	2020	$18,389.50	$0.00
0200	0883005	88	0005		JV20PR021602000		3/14/20	2020	$18,389.50	$0.00
0200	0883005	88	0005		JV20PR030102000		3/20/20	2020	$18,389.50	$0.00
0200	0883005	88	0005		JV20PR031602000		4/9/20	2020	$18,389.50	$0.00
0200	0883005	88	0005		JV20PR040102000		4/20/20	2020	$18,389.50	$0.00
0200	0883005	88	0005		JV20PR041602000		5/27/20	2020	$18,389.50	$0.00
0200	0883005	88	0005		JV20PR050102000		5/27/20	2020	$18,389.50	$0.00
0200	0883005	88	0005		JV20PR051602000		6/10/20	2020	$18,389.50	$0.00
0200	0883005	88	0005		JV20PR060102000		6/19/20	2020	$18,389.50	$0.00
0200	0883005	88	0005		JV20PR061602000		7/17/20	2020	$18,389.50	$0.00
0200	0883005	88	0005		JV20PR070102000		7/20/20	2020	$18,389.50	$0.00
0200	0883005	88	0005		JV20PR071602000		8/26/20	2020	$18,389.50	$0.00
0200	0883005	88	0005		JV20PR080102000		8/26/20	2020	$18,389.50	$0.00
0200	0883005	88	0005		JV20PR081602000		9/17/20	2020	$18,389.50	$0.00
0200	0883005	88	0005		JV20PR090102000		9/21/20	2020	$18,389.50	$0.00
0200	0883005	88	0005		JV20PR091602000		10/6/20	2020	$18,389.50	$0.00
0200	0883005	88	0005		JV20PR100102000		10/20/20	2020	$18,389.50	$0.00
0200	0883005	88	0005		JV20PR101602000		11/13/20	2020	$18,389.50	$0.00
0200	0883005	88	0005		JV20PR110102000		11/23/20	2020	$18,389.50	$0.00
0200	0883005	88	0005		JV20PR111602000		12/10/20	2020	$18,389.50	$0.00
0200	0883005	88	0005		JV20PR120102000		12/21/20	2020	$18,389.50	$0.00
0200	0883005	88	0005		JV20PR121602000		1/12/21	2020	$18,389.50	$0.00
0200	0883005	88	0005		JV21PR010102000		1/21/21	2020	$18,389.50	$0.00
0200	0883010	88	0005		JV20PR011602000		3/9/20	2020	$9,563.00	$0.00
0200	0883010	88	0005		JV20PR020102000		3/13/20	2020	$9,563.00	$0.00
0200	0883010	88	0005		JV20PR021602000		3/14/20	2020	$9,563.00	$0.00
0200	0883010	88	0005		JV20PR030102000		3/20/20	2020	$9,563.00	$0.00
0200	0883010	88	0005		JV20PR031602000		4/9/20	2020	$9,563.00	$0.00
0200	0883010	88	0005		JV20PR040102000		4/20/20	2020	$9,563.00	$0.00
0200	0883010	88	0005		JV20PR041602000		5/27/20	2020	$9,563.00	$0.00
0200	0883010	88	0005		JV20PR050102000		5/27/20	2020	$9,563.00	$0.00
0200	0883010	88	0005		JV20PR051602000		6/10/20	2020	$9,563.00	$0.00
0200	0883010	88	0005		JV20PR060102000		6/19/20	2020	$11,334.00	$0.00

0200	0883010	88	0005	220005	JV20PR061602000		7/17/20	2020	$11,334.00	$0.00
0200	0883010	88	0005		JV20PR070102000		7/20/20	2020	$11,334.00	$0.00
0200	0883010	88	0005		JV20PR071602000		8/26/20	2020	$11,334.00	$0.00
0200	0883010	88	0005		JV20PR080102000		8/26/20	2020	$11,334.00	$0.00
0200	0883010	88	0005		JV20PR081602000		9/17/20	2020	$11,334.00	$0.00
0200	0883010	88	0005		JV20PR090102000		9/21/20	2020	$11,334.00	$0.00
0200	0883010	88	0005		JV20PR091602000		10/6/20	2020	$11,334.00	$0.00
0200	0883010	88	0005		JV20PR100102000		10/20/20	2020	$11,334.00	$0.00
0200	0883010	88	0005		JV20PR101602000		11/13/20	2020	$11,334.00	$0.00
0200	0883010	88	0005		JV20PR110102000		11/23/20	2020	$11,334.00	$0.00
0200	0883010	88	0005		JV20PR111602000		12/10/20	2020	$11,334.00	$0.00
0200	0883010	88	0005		JV20PR120102000		12/21/20	2020	$11,334.00	$0.00
0200	0883010	88	0005		JV20PR121602000		1/12/21	2020	$11,334.00	$0.00
0200	0883010	88	0005		JV21PR010102000		1/21/21	2020	$11,334.00	$0.00
0200	0883015	88	0005		JV20PR011602000		3/9/20	2020	$3,721.00	$0.00
0200	0883015	88	0005		JV20PR020102000		3/13/20	2020	$3,721.00	$0.00
0200	0883015	88	0005		JV20PR021602000		3/14/20	2020	$3,721.00	$0.00
0200	0883015	88	0005		JV20PR030102000		3/20/20	2020	$3,721.00	$0.00
0200	0883015	88	0005		JV20PR031602000		4/9/20	2020	$3,721.00	$0.00
0200	0883015	88	0005		JV20PR040102000		4/20/20	2020	$3,721.00	$0.00
0200	0883015	88	0005		JV20PR041602000		5/27/20	2020	$3,721.00	$0.00
0200	0883015	88	0005		JV20PR050102000		5/27/20	2020	$3,721.00	$0.00
0200	0883015	88	0005		JV20PR051602000		6/10/20	2020	$3,721.00	$0.00
0200	0883015	88	0005		JV20PR060102000		6/19/20	2020	$3,721.00	$0.00
0200	0883015	88	0005		JV20PR061602000		7/17/20	2020	$3,721.00	$0.00
0200	0883015	88	0005		JV20PR070102000		7/20/20	2020	$3,721.00	$0.00
0200	0883015	88	0005		JV20PR071602000		8/26/20	2020	$4,857.36	$0.00
0200	0883015	88	0005		JV20PR080102000		8/26/20	2020	$6,221.00	$0.00
0200	0883015	88	0005		JV20PR081602000		9/17/20	2020	$6,221.00	$0.00
0200	0883015	88	0005		JV20PR090102000		9/21/20	2020	$6,221.00	$0.00
0200	0883015	88	0005		JV20PR091602000		10/6/20	2020	$6,221.00	$0.00
0200	0883015	88	0005		JV20PR100102000		10/20/20	2020	$6,221.00	$0.00
0200	0883015	88	0005		JV20PR101602000		11/13/20	2020	$6,221.00	$0.00
0200	0883015	88	0005		JV20PR110102000		11/23/20	2020	$6,221.00	$0.00
0200	0883015	88	0005		JV20PR111602000		12/10/20	2020	$6,221.00	$0.00
0200	0883015	88	0005		JV20PR120102000		12/21/20	2020	$6,221.00	$0.00
0200	0883015	88	0005		JV20PR121602000		1/12/21	2020	$6,221.00	$0.00
0200	0883015	88	0005		JV21PR010102000		1/21/21	2020	$6,221.00	$0.00
0200	0883048	88	0005		JV20PR011602000		3/9/20	2020	$3,684.00	$0.00

0200	0883048	88	0005	220005	JV20PR020102000		3/13/20	2020	$3,684.00	$0.00
0200	0883048	88	0005		JV20PR021602000		3/14/20	2020	$3,684.00	$0.00
0200	0883048	88	0005		JV20PR030102000		3/20/20	2020	$3,684.00	$0.00
0200	0883048	88	0005		JV20PR031602000		4/9/20	2020	$3,684.00	$0.00
0200	0883048	88	0005		JV20PR040102000		4/20/20	2020	$3,684.00	$0.00
0200	0883048	88	0005		JV20PR041602000		5/27/20	2020	$3,684.00	$0.00
0200	0883048	88	0005		JV20PR050102000		5/27/20	2020	$3,684.00	$0.00
0200	0883048	88	0005		JV20PR051602000		6/10/20	2020	$3,684.00	$0.00
0200	0883048	88	0005		JV20PR060102000		6/19/20	2020	$3,684.00	$0.00
0200	0883048	88	0005		JV20PR061602000		7/17/20	2020	$3,684.00	$0.00
0200	0883048	88	0005		JV20PR070102000		7/20/20	2020	$3,684.00	$0.00
0200	0883048	88	0005		JV20PR071602000		8/26/20	2020	$3,684.00	$0.00
0200	0883048	88	0005		JV20PR080102000		8/26/20	2020	$3,684.00	$0.00
0200	0883048	88	0005		JV20PR081602000		9/17/20	2020	$3,684.00	$0.00
0200	0883048	88	0005		JV20PR090102000		9/21/20	2020	$3,684.00	$0.00
0200	0883048	88	0005		JV20PR091602000		10/6/20	2020	$3,684.00	$0.00
0200	0883048	88	0005		JV20PR100102000		10/20/20	2020	$3,684.00	$0.00
0200	0883048	88	0005		JV20PR101602000		11/13/20	2020	$3,684.00	$0.00
0200	0883048	88	0005		JV20PR110102000		11/23/20	2020	$3,684.00	$0.00
0200	0883048	88	0005		JV20PR111602000		12/10/20	2020	$3,684.00	$0.00
0200	0883048	88	0005		JV20PR120102000		12/21/20	2020	$3,684.00	$0.00
0200	0883048	88	0005		JV20PR121602000		1/12/21	2020	$3,684.00	$0.00
0200	0883048	88	0005		JV21PR010102000		1/21/21	2020	$3,684.00	$0.00
0200	0883060	88	0005		JV20PR011602000		3/9/20	2020	$16,306.50	$0.00
0200	0883060	88	0005		JV20PR011602000		3/9/20	2020	$5,115.50	$0.00
0200	0883060	88	0005		JV20PR020102000		3/13/20	2020	$16,306.50	$533.82
0200	0883060	88	0005		JV20PR020102000		3/13/20	2020	$5,115.50	$0.00
0200	0883060	88	0005		JV20PR021602000		3/14/20	2020	$16,306.50	$925.95
0200	0883060	88	0005		JV20PR021602000		3/14/20	2020	$5,115.50	$0.00
0200	0883060	88	0005		JV20PR030102000		3/20/20	2020	$16,306.50	$1,009.84
0200	0883060	88	0005		JV20PR030102000		3/20/20	2020	$5,115.50	$0.00
0200	0883060	88	0005		JV20PR031602000		4/9/20	2020	$16,306.50	$650.71
0200	0883060	88	0005		JV20PR040102000		4/20/20	2020	$16,306.50	$291.58
0200	0883060	88	0005		JV20PR040102000		4/20/20	2020	$2,361.00	$0.00
0200	0883060	88	0005		JV20PR041602000		5/27/20	2020	$16,306.50	$0.00
0200	0883060	88	0005		JV20PR050102000		5/27/20	2020	$16,306.50	$0.00
0200	0883060	88	0005		JV20PR051602000		6/10/20	2020	$16,306.50	$0.00
0200	0883060	88	0005		JV20PR060102000		6/19/20	2020	$16,306.50	$0.00
0200	0883060	88	0005		JV20PR061602000		7/17/20	2020	$16,306.50	$0.00

0200	0883060	88	0005	220005	JV20PR070102000		7/20/20	2020	$16,306.50	$0.00
0200	0883060	88	0005		JV20PR071602000		8/26/20	2020	$16,306.50	$0.00
0200	0883060	88	0005		JV20PR080102000		8/26/20	2020	$16,306.50	$0.00
0200	0883060	88	0005		JV20PR081602000		9/17/20	2020	$16,306.50	$0.00
0200	0883060	88	0005		JV20PR090102000		9/21/20	2020	$16,306.50	$0.00
0200	0883060	88	0005		JV20PR091602000		10/6/20	2020	$16,306.50	$0.00
0200	0883060	88	0005		JV20PR100102000		10/20/20	2020	$16,306.50	$0.00
0200	0883060	88	0005		JV20PR101602000		11/13/20	2020	$16,306.50	$285.61
0200	0883060	88	0005		JV20PR110102000		11/23/20	2020	$16,457.00	$0.00
0200	0883060	88	0005		JV20PR111602000		12/10/20	2020	$16,457.00	$0.00
0200	0883060	88	0005		JV20PR120102000		12/21/20	2020	$16,457.00	$0.00
0200	0883060	88	0005		JV20PR121602000		1/12/21	2020	$16,457.00	$0.00
0200	0883060	88	0005		JV21PR010102000		1/21/21	2020	$16,457.00	$0.00
0200	0883065	88	0005		JV20GP128220000		3/31/21	2020	$0.00	$25,670.83
0200	0883065	88	0005		JV20PR011602000		3/9/20	2020	$47,415.50	$0.00
0200	0883065	88	0005		JV20PR011602000		3/9/20	2020	$102,229.43	$107.98
0200	0883065	88	0005		JV20PR020102000		3/13/20	2020	$47,415.50	$110.40
0200	0883065	88	0005		JV20PR020102000		3/13/20	2020	$109,960.32	$9.32
0200	0883065	88	0005		JV20PR021602000		3/14/20	2020	$47,415.50	$0.00
0200	0883065	88	0005		JV20PR021602000		3/14/20	2020	$93,445.83	$377.19
0200	0883065	88	0005		JV20PR030102000		3/20/20	2020	$47,415.50	$0.00
0200	0883065	88	0005		JV20PR030102000		3/20/20	2020	$92,395.76	$699.08
0200	0883065	88	0005		JV20PR031602000		4/9/20	2020	$47,415.50	$12.28
0200	0883065	88	0005		JV20PR031602000		4/9/20	2020	$92,398.51	$0.00
0200	0883065	88	0005		JV20PR040102000		4/20/20	2020	$47,415.50	$1,989.05
0200	0883065	88	0005		JV20PR040102000		4/20/20	2020	$102,260.56	$286.78
0200	0883065	88	0005		JV20PR041602000		5/27/20	2020	$44,005.50	$0.00
0200	0883065	88	0005		JV20PR041602000		5/27/20	2020	$94,008.00	$0.00
0200	0883065	88	0005		JV20PR050102000		5/27/20	2020	$39,555.00	$0.00
0200	0883065	88	0005		JV20PR050102000		5/27/20	2020	$94,548.18	$0.00
0200	0883065	88	0005		JV20PR051602000		6/10/20	2020	$41,105.00	$0.00
0200	0883065	88	0005		JV20PR051602000		6/10/20	2020	$97,978.88	$299.60
0200	0883065	88	0005		JV20PR060102000		6/19/20	2020	$42,965.00	$0.00
0200	0883065	88	0005		JV20PR060102000		6/19/20	2020	$89,671.86	$310.70
0200	0883065	88	0005		JV20PR061602000		7/17/20	2020	$42,965.00	$0.00
0200	0883065	88	0005		JV20PR061602000		7/17/20	2020	$96,274.43	$0.00
0200	0883065	88	0005		JV20PR070102000		7/20/20	2020	$42,965.00	$132.99
0200	0883065	88	0005		JV20PR070102000		7/20/20	2020	$95,799.58	$408.00
0200	0883065	88	0005		JV20PR071602000		8/26/20	2020	$42,965.00	$0.00

0200	0883065	88	0005	220005	JV20PR071602000		8/26/20	2020	$121,891.48	$698.43
0200	0883065	88	0005		JV20PR080102000		8/26/20	2020	$43,196.50	$0.00
0200	0883065	88	0005		JV20PR080102000		8/26/20	2020	$127,993.05	$147.89
0200	0883065	88	0005		JV20PR081602000		9/17/20	2020	$43,339.00	$10.23
0200	0883065	88	0005		JV20PR081602000		9/17/20	2020	$107,481.49	$0.00
0200	0883065	88	0005		JV20PR090102000		9/21/20	2020	$43,196.50	$0.00
0200	0883065	88	0005		JV20PR090102000		9/21/20	2020	$123,574.50	$1,362.38
0200	0883065	88	0005		JV20PR091602000		10/6/20	2020	$43,196.50	$0.00
0200	0883065	88	0005		JV20PR091602000		10/6/20	2020	$124,781.79	$9.94
0200	0883065	88	0005		JV20PR100102000		10/20/20	2020	$43,196.50	$0.00
0200	0883065	88	0005		JV20PR100102000		10/20/20	2020	$127,986.18	$30.14
0200	0883065	88	0005		JV20PR101602000		11/13/20	2020	$43,196.50	$10.91
0200	0883065	88	0005		JV20PR101602000		11/13/20	2020	$133,478.49	$141.37
0200	0883065	88	0005		JV20PR110102000		11/23/20	2020	$43,196.50	$0.00
0200	0883065	88	0005		JV20PR110102000		11/23/20	2020	$128,918.73	$141.06
0200	0883065	88	0005		JV20PR111602000		12/10/20	2020	$53,951.12	$0.00
0200	0883065	88	0005		JV20PR111602000		12/10/20	2020	$122,040.38	$22.06
0200	0883065	88	0005		JV20PR120102000		12/21/20	2020	$39,887.00	$0.00
0200	0883065	88	0005		JV20PR120102000		12/21/20	2020	$133,679.49	$0.00
0200	0883065	88	0005		JV20PR121602000		1/12/21	2020	$39,887.00	$202.35
0200	0883065	88	0005		JV20PR121602000		1/12/21	2020	$133,638.64	$0.00
0200	0883065	88	0005		JV21PR010102000		1/21/21	2020	$39,887.00	$0.00
0200	0883065	88	0005		JV21PR010102000		1/21/21	2020	$139,973.12	$0.00
0200	0883071	88	0005		JV20PR011602000		3/9/20	2020	$5,680.00	$0.00
0200	0883071	88	0005		JV20PR020102000		3/13/20	2020	$5,680.00	$0.00
0200	0883071	88	0005		JV20PR021602000		3/14/20	2020	$5,680.00	$0.00
0200	0883071	88	0005		JV20PR030102000		3/20/20	2020	$5,680.00	$0.00
0200	0883071	88	0005		JV20PR031602000		4/9/20	2020	$5,680.00	$0.00
0200	0883071	88	0005		JV20PR040102000		4/20/20	2020	$5,680.00	$0.00
0200	0883071	88	0005		JV20PR041602000		5/27/20	2020	$5,680.00	$0.00
0200	0883071	88	0005		JV20PR050102000		5/27/20	2020	$5,680.00	$0.00
0200	0883071	88	0005		JV20PR051602000		6/10/20	2020	$5,680.00	$0.00
0200	0883071	88	0005		JV20PR060102000		6/19/20	2020	$5,680.00	$0.00
0200	0883071	88	0005		JV20PR061602000		7/17/20	2020	$5,680.00	$0.00
0200	0883071	88	0005		JV20PR070102000		7/20/20	2020	$5,680.00	$0.00
0200	0883071	88	0005		JV20PR071602000		8/26/20	2020	$5,680.00	$0.00
0200	0883071	88	0005		JV20PR080102000		8/26/20	2020	$5,680.00	$0.00
0200	0883071	88	0005		JV20PR081602000		9/17/20	2020	$5,680.00	$0.00
0200	0883071	88	0005		JV20PR090102000		9/21/20	2020	$5,680.00	$0.00

0200	0883071	88	0005	220005	JV20PR091602000		10/6/20	2020	$5,680.00	$0.00
0200	0883071	88	0005		JV20PR100102000		10/20/20	2020	$5,680.00	$0.00
0200	0883071	88	0005		JV20PR101602000		11/13/20	2020	$5,680.00	$0.00
0200	0883071	88	0005		JV20PR110102000		11/23/20	2020	$5,680.00	$0.00
0200	0883071	88	0005		JV20PR111602000		12/10/20	2020	$5,680.00	$0.00
0200	0883071	88	0005		JV20PR120102000		12/21/20	2020	$5,680.00	$0.00
0200	0883071	88	0005		JV20PR121602000		1/12/21	2020	$5,680.00	$0.00
0200	0883071	88	0005		JV21PR010102000		1/21/21	2020	$5,680.00	$0.00
0200	0883072	88	0005		JV20PR011602000		3/9/20	2020	$59,813.50	$0.00
0200	0883072	88	0005		JV20PR020102000		3/13/20	2020	$59,980.00	$0.00
0200	0883072	88	0005		JV20PR021602000		3/14/20	2020	$64,352.90	$0.00
0200	0883072	88	0005		JV20PR030102000		3/20/20	2020	$56,873.00	$199.78
0200	0883072	88	0005		JV20PR031602000		4/9/20	2020	$56,873.00	$0.00
0200	0883072	88	0005		JV20PR040102000		4/20/20	2020	$56,873.00	$0.00
0200	0883072	88	0005		JV20PR041602000		5/27/20	2020	$56,873.00	$0.00
0200	0883072	88	0005		JV20PR050102000		5/27/20	2020	$56,873.00	$0.00
0200	0883072	88	0005		JV20PR051602000		6/10/20	2020	$56,873.00	$0.00
0200	0883072	88	0005		JV20PR060102000		6/19/20	2020	$57,054.00	$0.00
0200	0883072	88	0005		JV20PR061602000		7/17/20	2020	$53,947.00	$0.00
0200	0883072	88	0005		JV20PR070102000		7/20/20	2020	$53,947.00	$0.00
0200	0883072	88	0005		JV20PR071602000		8/26/20	2020	$53,947.00	$0.00
0200	0883072	88	0005		JV20PR080102000		8/26/20	2020	$51,269.92	$0.00
0200	0883072	88	0005		JV20PR081602000		9/17/20	2020	$51,011.00	$0.00
0200	0883072	88	0005		JV20PR090102000		9/21/20	2020	$51,011.00	$0.00
0200	0883072	88	0005		JV20PR091602000		10/6/20	2020	$51,011.00	$0.00
0200	0883072	88	0005		JV20PR100102000		10/20/20	2020	$51,011.00	$0.00
0200	0883072	88	0005		JV20PR101602000		11/13/20	2020	$51,011.00	$0.00
0200	0883072	88	0005		JV20PR110102000		11/23/20	2020	$51,011.00	$0.00
0200	0883072	88	0005		JV20PR111602000		12/10/20	2020	$51,011.00	$0.00
0200	0883072	88	0005		JV20PR120102000		12/21/20	2020	$51,011.00	$0.00
0200	0883072	88	0005		JV20PR121602000		1/12/21	2020	$47,904.00	$0.00
0200	0883072	88	0005		JV21PR010102000		1/21/21	2020	$47,904.00	$0.00
0200	0883075	88	0005		JV20PR011602000		3/9/20	2020	$19,190.50	$0.00
0200	0883075	88	0005		JV20PR011602000		3/9/20	2020	$87,889.68	$374.08
0200	0883075	88	0005		JV20PR020102000		3/13/20	2020	$33,671.50	$0.00
0200	0883075	88	0005		JV20PR020102000		3/13/20	2020	$90,836.73	$0.00
0200	0883075	88	0005		JV20PR021602000		3/14/20	2020	$19,190.50	$0.00
0200	0883075	88	0005		JV20PR021602000		3/14/20	2020	$81,890.88	$0.00
0200	0883075	88	0005		JV20PR030102000		3/20/20	2020	$19,190.50	$0.00

0200	0883075	88	0005	220005	JV20PR030102000		3/20/20	2020	$76,953.53	$0.00
0200	0883075	88	0005		JV20PR031602000		4/9/20	2020	$19,190.50	$0.00
0200	0883075	88	0005		JV20PR031602000		4/9/20	2020	$83,463.42	$0.00
0200	0883075	88	0005		JV20PR040102000		4/20/20	2020	$19,190.50	$0.00
0200	0883075	88	0005		JV20PR040102000		4/20/20	2020	$86,041.93	$0.00
0200	0883075	88	0005		JV20PR041602000		5/27/20	2020	$19,190.50	$0.00
0200	0883075	88	0005		JV20PR041602000		5/27/20	2020	$80,651.17	$93.52
0200	0883075	88	0005		JV20PR050102000		5/27/20	2020	$19,190.50	$1,638.09
0200	0883075	88	0005		JV20PR050102000		5/27/20	2020	$79,082.03	$0.00
0200	0883075	88	0005		JV20PR051602000		6/10/20	2020	$16,616.50	$0.00
0200	0883075	88	0005		JV20PR051602000		6/10/20	2020	$79,522.77	$0.00
0200	0883075	88	0005		JV20PR060102000		6/19/20	2020	$17,388.70	$0.00
0200	0883075	88	0005		JV20PR060102000		6/19/20	2020	$80,071.01	$0.00
0200	0883075	88	0005		JV20PR061602000		7/17/20	2020	$2,437.50	$0.00
0200	0883075	88	0005		JV20PR061602000		7/17/20	2020	$22,445.50	$0.00
0200	0883075	88	0005		JV20PR061602000		7/17/20	2020	$75,632.52	$0.00
0200	0883075	88	0005		JV20PR070102000		7/20/20	2020	$24,883.00	$0.00
0200	0883075	88	0005		JV20PR070102000		7/20/20	2020	$77,567.27	$0.00
0200	0883075	88	0005		JV20PR071602000		8/26/20	2020	$24,883.00	$0.00
0200	0883075	88	0005		JV20PR071602000		8/26/20	2020	$78,461.94	$0.00
0200	0883075	88	0005		JV20PR080102000		8/26/20	2020	$25,071.00	$0.00
0200	0883075	88	0005		JV20PR080102000		8/26/20	2020	$82,272.28	$187.04
0200	0883075	88	0005		JV20PR081602000		9/17/20	2020	$29,288.00	$0.00
0200	0883075	88	0005		JV20PR081602000		9/17/20	2020	$74,758.87	$0.00
0200	0883075	88	0005		JV20PR090102000		9/21/20	2020	$29,100.00	$0.00
0200	0883075	88	0005		JV20PR090102000		9/21/20	2020	$80,065.24	$0.00
0200	0883075	88	0005		JV20PR091602000		10/6/20	2020	$29,100.00	$0.00
0200	0883075	88	0005		JV20PR091602000		10/6/20	2020	$74,964.91	$0.00
0200	0883075	88	0005		JV20PR100102000		10/20/20	2020	$29,100.00	$0.00
0200	0883075	88	0005		JV20PR100102000		10/20/20	2020	$75,703.85	$0.00
0200	0883075	88	0005		JV20PR101602000		11/13/20	2020	$29,100.00	$0.00
0200	0883075	88	0005		JV20PR101602000		11/13/20	2020	$74,048.10	$0.00
0200	0883075	88	0005		JV20PR110102000		11/23/20	2020	$29,100.00	$0.00
0200	0883075	88	0005		JV20PR110102000		11/23/20	2020	$3,179.68	$0.00
0200	0883075	88	0005		JV20PR110102000		11/23/20	2020	$71,774.69	$374.08
0200	0883075	88	0005		JV20PR111602000		12/10/20	2020	$29,100.00	$0.00
0200	0883075	88	0005		JV20PR111602000		12/10/20	2020	$72,918.84	$0.00
0200	0883075	88	0005		JV20PR120102000		12/21/20	2020	$29,100.00	$257.40
0200	0883075	88	0005		JV20PR120102000		12/21/20	2020	$74,181.00	$187.04

0200	0883075	88	0005	220005	JV20PR121602000		1/12/21	2020	$29,100.00	$0.00
0200	0883075	88	0005		JV20PR121602000		1/12/21	2020	$77,076.05	$374.08
0200	0883075	88	0005		JV21PR010102000		1/21/21	2020	$29,222.00	$0.00
0200	0883075	88	0005		JV21PR010102000		1/21/21	2020	$83,679.19	$187.04
0200	0883103	88	0005		JV20PR011602000		3/9/20	2020	$5,540.50	$0.00
0200	0883103	88	0005		JV20PR011602000		3/9/20	2020	$3,410.00	$0.00
0200	0883103	88	0005		JV20PR020102000		3/13/20	2020	$5,540.50	$0.00
0200	0883103	88	0005		JV20PR020102000		3/13/20	2020	$3,410.00	$0.00
0200	0883103	88	0005		JV20PR021602000		3/14/20	2020	$5,540.50	$0.00
0200	0883103	88	0005		JV20PR021602000		3/14/20	2020	$3,410.00	$0.00
0200	0883103	88	0005		JV20PR030102000		3/20/20	2020	$5,540.50	$0.00
0200	0883103	88	0005		JV20PR030102000		3/20/20	2020	$3,410.00	$0.00
0200	0883103	88	0005		JV20PR031602000		4/9/20	2020	$5,540.50	$0.00
0200	0883103	88	0005		JV20PR031602000		4/9/20	2020	$3,410.00	$0.00
0200	0883103	88	0005		JV20PR040102000		4/20/20	2020	$5,540.50	$0.00
0200	0883103	88	0005		JV20PR040102000		4/20/20	2020	$3,410.00	$0.00
0200	0883103	88	0005		JV20PR041602000		5/27/20	2020	$5,540.50	$0.00
0200	0883103	88	0005		JV20PR041602000		5/27/20	2020	$3,410.00	$0.00
0200	0883103	88	0005		JV20PR050102000		5/27/20	2020	$5,540.50	$0.00
0200	0883103	88	0005		JV20PR050102000		5/27/20	2020	$3,410.00	$0.00
0200	0883103	88	0005		JV20PR051602000		6/10/20	2020	$5,540.50	$0.00
0200	0883103	88	0005		JV20PR051602000		6/10/20	2020	$3,410.00	$0.00
0200	0883103	88	0005		JV20PR060102000		6/19/20	2020	$5,540.50	$0.00
0200	0883103	88	0005		JV20PR060102000		6/19/20	2020	$3,410.00	$0.00
0200	0883103	88	0005		JV20PR061602000		7/17/20	2020	$5,540.50	$0.00
0200	0883103	88	0005		JV20PR061602000		7/17/20	2020	$3,410.00	$0.00
0200	0883103	88	0005		JV20PR070102000		7/20/20	2020	$5,540.50	$0.00
0200	0883103	88	0005		JV20PR070102000		7/20/20	2020	$3,410.00	$0.00
0200	0883103	88	0005		JV20PR071602000		8/26/20	2020	$5,540.50	$0.00
0200	0883103	88	0005		JV20PR071602000		8/26/20	2020	$3,410.00	$0.00
0200	0883103	88	0005		JV20PR080102000		8/26/20	2020	$5,540.50	$0.00
0200	0883103	88	0005		JV20PR080102000		8/26/20	2020	$3,410.00	$0.00
0200	0883103	88	0005		JV20PR081602000		9/17/20	2020	$5,540.50	$0.00
0200	0883103	88	0005		JV20PR081602000		9/17/20	2020	$3,410.00	$0.00
0200	0883103	88	0005		JV20PR090102000		9/21/20	2020	$5,540.50	$0.00
0200	0883103	88	0005		JV20PR090102000		9/21/20	2020	$3,410.00	$0.00
0200	0883103	88	0005		JV20PR091602000		10/6/20	2020	$5,540.50	$0.00
0200	0883103	88	0005		JV20PR091602000		10/6/20	2020	$3,893.00	$0.00
0200	0883103	88	0005		JV20PR100102000		10/20/20	2020	$5,540.50	$0.00

0200	0883103	88	0005	220005	JV20PR100102000		10/20/20	2020	$3,571.00	$0.00
0200	0883103	88	0005		JV20PR101602000		11/13/20	2020	$5,540.50	$0.00
0200	0883103	88	0005		JV20PR101602000		11/13/20	2020	$3,571.00	$0.00
0200	0883103	88	0005		JV20PR110102000		11/23/20	2020	$5,540.50	$0.00
0200	0883103	88	0005		JV20PR110102000		11/23/20	2020	$3,571.00	$0.00
0200	0883103	88	0005		JV20PR111602000		12/10/20	2020	$5,540.50	$0.00
0200	0883103	88	0005		JV20PR111602000		12/10/20	2020	$3,571.00	$0.00
0200	0883103	88	0005		JV20PR120102000		12/21/20	2020	$5,540.50	$0.00
0200	0883103	88	0005		JV20PR120102000		12/21/20	2020	$3,571.00	$0.00
0200	0883103	88	0005		JV20PR121602000		1/12/21	2020	$5,540.50	$0.00
0200	0883103	88	0005		JV20PR121602000		1/12/21	2020	$3,571.00	$0.00
0200	0883103	88	0005		JV21PR010102000		1/21/21	2020	$5,540.50	$0.00
0200	0883103	88	0005		JV21PR010102000		1/21/21	2020	$3,571.00	$0.00
0200	0883105	88	0005		JV20PR011602000		3/9/20	2020	$4,677.00	$0.00
0200	0883105	88	0005		JV20PR011602000		3/9/20	2020	$4,878.00	$0.00
0200	0883105	88	0005		JV20PR020102000		3/13/20	2020	$4,677.00	$0.00
0200	0883105	88	0005		JV20PR020102000		3/13/20	2020	$4,878.00	$0.00
0200	0883105	88	0005		JV20PR021602000		3/14/20	2020	$4,677.00	$0.00
0200	0883105	88	0005		JV20PR021602000		3/14/20	2020	$4,878.00	$0.00
0200	0883105	88	0005		JV20PR030102000		3/20/20	2020	$4,677.00	$0.00
0200	0883105	88	0005		JV20PR030102000		3/20/20	2020	$4,878.00	$0.00
0200	0883105	88	0005		JV20PR031602000		4/9/20	2020	$4,677.00	$0.00
0200	0883105	88	0005		JV20PR031602000		4/9/20	2020	$4,878.00	$0.00
0200	0883105	88	0005		JV20PR040102000		4/20/20	2020	$4,677.00	$0.00
0200	0883105	88	0005		JV20PR040102000		4/20/20	2020	$4,878.00	$0.00
0200	0883105	88	0005		JV20PR041602000		5/27/20	2020	$4,677.00	$0.00
0200	0883105	88	0005		JV20PR041602000		5/27/20	2020	$4,878.00	$0.00
0200	0883105	88	0005		JV20PR050102000		5/27/20	2020	$4,677.00	$0.00
0200	0883105	88	0005		JV20PR050102000		5/27/20	2020	$4,878.00	$0.00
0200	0883105	88	0005		JV20PR051602000		6/10/20	2020	$4,677.00	$0.00
0200	0883105	88	0005		JV20PR051602000		6/10/20	2020	$4,878.00	$0.00
0200	0883105	88	0005		JV20PR060102000		6/19/20	2020	$4,677.00	$0.00
0200	0883105	88	0005		JV20PR060102000		6/19/20	2020	$4,878.00	$0.00
0200	0883105	88	0005		JV20PR061602000		7/17/20	2020	$4,677.00	$0.00
0200	0883105	88	0005		JV20PR061602000		7/17/20	2020	$4,878.00	$0.00
0200	0883105	88	0005		JV20PR070102000		7/20/20	2020	$4,677.00	$0.00
0200	0883105	88	0005		JV20PR070102000		7/20/20	2020	$4,878.00	$0.00
0200	0883105	88	0005		JV20PR071602000		8/26/20	2020	$4,677.00	$0.00
0200	0883105	88	0005		JV20PR071602000		8/26/20	2020	$4,878.00	$0.00

0200	0883105	88	0005	220005	JV20PR080102000		8/26/20	2020	$4,677.00	$0.00
0200	0883105	88	0005		JV20PR080102000		8/26/20	2020	$4,878.00	$0.00
0200	0883105	88	0005		JV20PR081602000		9/17/20	2020	$4,677.00	$0.00
0200	0883105	88	0005		JV20PR081602000		9/17/20	2020	$4,878.00	$0.00
0200	0883105	88	0005		JV20PR090102000		9/21/20	2020	$4,677.00	$0.00
0200	0883105	88	0005		JV20PR090102000		9/21/20	2020	$4,878.00	$0.00
0200	0883105	88	0005		JV20PR091602000		10/6/20	2020	$4,677.00	$0.00
0200	0883105	88	0005		JV20PR091602000		10/6/20	2020	$4,878.00	$0.00
0200	0883105	88	0005		JV20PR100102000		10/20/20	2020	$4,677.00	$0.00
0200	0883105	88	0005		JV20PR100102000		10/20/20	2020	$4,878.00	$0.00
0200	0883105	88	0005		JV20PR101602000		11/13/20	2020	$4,677.00	$0.00
0200	0883105	88	0005		JV20PR101602000		11/13/20	2020	$4,878.00	$0.00
0200	0883105	88	0005		JV20PR110102000		11/23/20	2020	$4,677.00	$0.00
0200	0883105	88	0005		JV20PR110102000		11/23/20	2020	$4,878.00	$0.00
0200	0883105	88	0005		JV20PR111602000		12/10/20	2020	$4,677.00	$0.00
0200	0883105	88	0005		JV20PR111602000		12/10/20	2020	$4,878.00	$0.00
0200	0883105	88	0005		JV20PR120102000		12/21/20	2020	$4,677.00	$0.00
0200	0883105	88	0005		JV20PR120102000		12/21/20	2020	$4,878.00	$0.00
0200	0883105	88	0005		JV20PR121602000		1/12/21	2020	$4,677.00	$0.00
0200	0883105	88	0005		JV20PR121602000		1/12/21	2020	$4,878.00	$0.00
0200	0883105	88	0005		JV21PR010102000		1/21/21	2020	$4,677.00	$0.00
0200	0883105	88	0005		JV21PR010102000		1/21/21	2020	$4,878.00	$0.00
0200	0883110	88	0005		JV20PR011602000		3/9/20	2020	$22,130.50	$0.00
0200	0883110	88	0005		JV20PR020102000		3/13/20	2020	$22,130.50	$0.00
0200	0883110	88	0005		JV20PR021602000		3/14/20	2020	$22,130.50	$0.00
0200	0883110	88	0005		JV20PR030102000		3/20/20	2020	$22,130.50	$0.00
0200	0883110	88	0005		JV20PR031602000		4/9/20	2020	$22,130.50	$0.00
0200	0883110	88	0005		JV20PR040102000		4/20/20	2020	$22,130.50	$0.00
0200	0883110	88	0005		JV20PR041602000		5/27/20	2020	$22,130.50	$0.00
0200	0883110	88	0005		JV20PR050102000		5/27/20	2020	$22,130.50	$0.00
0200	0883110	88	0005		JV20PR051602000		6/10/20	2020	$22,130.50	$0.00
0200	0883110	88	0005		JV20PR060102000		6/19/20	2020	$22,130.50	$0.00
0200	0883110	88	0005		JV20PR061602000		7/17/20	2020	$22,130.50	$0.00
0200	0883110	88	0005		JV20PR070102000		7/20/20	2020	$22,130.50	$0.00
0200	0883110	88	0005		JV20PR071602000		8/26/20	2020	$22,130.50	$0.00
0200	0883110	88	0005		JV20PR080102000		8/26/20	2020	$22,130.50	$0.00
0200	0883110	88	0005		JV20PR081602000		9/17/20	2020	$22,130.50	$0.00
0200	0883110	88	0005		JV20PR090102000		9/21/20	2020	$22,130.50	$0.00
0200	0883110	88	0005		JV20PR091602000		10/6/20	2020	$22,130.50	$0.00

0200	0883110	88	0005	220005	JV20PR100102000		10/20/20	2020	$22,130.50	$0.00
0200	0883110	88	0005		JV20PR101602000		11/13/20	2020	$22,130.50	$0.00
0200	0883110	88	0005		JV20PR110102000		11/23/20	2020	$22,130.50	$0.00
0200	0883110	88	0005		JV20PR111602000		12/10/20	2020	$22,130.50	$0.00
0200	0883110	88	0005		JV20PR120102000		12/21/20	2020	$22,130.50	$0.00
0200	0883110	88	0005		JV20PR121602000		1/12/21	2020	$22,130.50	$0.00
0200	0883110	88	0005		JV21PR010102000		1/21/21	2020	$22,278.50	$0.00
0200	0883203	88	0005		JV20PR011602000		3/9/20	2020	$16,142.50	$0.00
0200	0883203	88	0005		JV20PR011602000		3/9/20	2020	$6,214.00	$0.00
0200	0883203	88	0005		JV20PR020102000		3/13/20	2020	$16,142.50	$0.00
0200	0883203	88	0005		JV20PR020102000		3/13/20	2020	$6,214.00	$0.00
0200	0883203	88	0005		JV20PR021602000		3/14/20	2020	$16,142.50	$0.00
0200	0883203	88	0005		JV20PR021602000		3/14/20	2020	$6,214.00	$0.00
0200	0883203	88	0005		JV20PR030102000		3/20/20	2020	$16,142.50	$0.00
0200	0883203	88	0005		JV20PR030102000		3/20/20	2020	$6,214.00	$0.00
0200	0883203	88	0005		JV20PR031602000		4/9/20	2020	$16,215.50	$0.00
0200	0883203	88	0005		JV20PR031602000		4/9/20	2020	$6,214.00	$0.00
0200	0883203	88	0005		JV20PR040102000		4/20/20	2020	$16,215.50	$0.00
0200	0883203	88	0005		JV20PR040102000		4/20/20	2020	$6,214.00	$0.00
0200	0883203	88	0005		JV20PR041602000		5/27/20	2020	$16,215.50	$0.00
0200	0883203	88	0005		JV20PR041602000		5/27/20	2020	$6,214.00	$0.00
0200	0883203	88	0005		JV20PR050102000		5/27/20	2020	$16,215.50	$0.00
0200	0883203	88	0005		JV20PR050102000		5/27/20	2020	$6,214.00	$0.00
0200	0883203	88	0005		JV20PR051602000		6/10/20	2020	$16,215.50	$0.00
0200	0883203	88	0005		JV20PR051602000		6/10/20	2020	$6,214.00	$0.00
0200	0883203	88	0005		JV20PR060102000		6/19/20	2020	$1,078.50	$0.00
0200	0883203	88	0005		JV20PR060102000		6/19/20	2020	$16,215.50	$0.00
0200	0883203	88	0005		JV20PR060102000		6/19/20	2020	$6,214.00	$0.00
0200	0883203	88	0005		JV20PR061602000		7/17/20	2020	$16,215.50	$0.00
0200	0883203	88	0005		JV20PR061602000		7/17/20	2020	$6,214.00	$0.00
0200	0883203	88	0005		JV20PR070102000		7/20/20	2020	$16,215.50	$0.00
0200	0883203	88	0005		JV20PR070102000		7/20/20	2020	$6,214.00	$0.00
0200	0883203	88	0005		JV20PR071602000		8/26/20	2020	$16,215.50	$0.00
0200	0883203	88	0005		JV20PR071602000		8/26/20	2020	$6,214.00	$0.00
0200	0883203	88	0005		JV20PR080102000		8/26/20	2020	$16,481.50	$0.00
0200	0883203	88	0005		JV20PR080102000		8/26/20	2020	$6,214.00	$0.00
0200	0883203	88	0005		JV20PR081602000		9/17/20	2020	$16,481.50	$0.00
0200	0883203	88	0005		JV20PR081602000		9/17/20	2020	$6,214.00	$0.00
0200	0883203	88	0005		JV20PR090102000		9/21/20	2020	$16,481.50	$0.00

0200	0883203	88	0005	220005	JV20PR090102000		9/21/20	2020	$6,214.00	$0.00
0200	0883203	88	0005		JV20PR091602000		10/6/20	2020	$16,481.50	$16.61
0200	0883203	88	0005		JV20PR091602000		10/6/20	2020	$6,214.00	$0.00
0200	0883203	88	0005		JV20PR100102000		10/20/20	2020	$16,481.50	$0.00
0200	0883203	88	0005		JV20PR100102000		10/20/20	2020	$6,214.00	$0.00
0200	0883203	88	0005		JV20PR101602000		11/13/20	2020	$16,481.50	$0.00
0200	0883203	88	0005		JV20PR101602000		11/13/20	2020	$6,214.00	$0.00
0200	0883203	88	0005		JV20PR110102000		11/23/20	2020	$16,617.61	$0.00
0200	0883203	88	0005		JV20PR110102000		11/23/20	2020	$6,214.00	$0.00
0200	0883203	88	0005		JV20PR111602000		12/10/20	2020	$16,601.00	$0.00
0200	0883203	88	0005		JV20PR111602000		12/10/20	2020	$6,214.00	$110.92
0200	0883203	88	0005		JV20PR120102000		12/21/20	2020	$16,601.00	$0.00
0200	0883203	88	0005		JV20PR120102000		12/21/20	2020	$6,214.00	$310.70
0200	0883203	88	0005		JV20PR121602000		1/12/21	2020	$16,601.00	$0.00
0200	0883203	88	0005		JV20PR121602000		1/12/21	2020	$6,214.00	$310.70
0200	0883203	88	0005		JV21PR010102000		1/21/21	2020	$16,601.00	$0.00
0200	0883203	88	0005		JV21PR010102000		1/21/21	2020	$6,214.00	$36.97
0200	0883205	88	0005		JV20PR011602000		3/9/20	2020	$106,189.00	$43.59
0200	0883205	88	0005		JV20PR020102000		3/13/20	2020	$108,316.12	$25.54
0200	0883205	88	0005		JV20PR021602000		3/14/20	2020	$106,709.00	$0.00
0200	0883205	88	0005		JV20PR030102000		3/20/20	2020	$106,717.68	$4,101.15
0200	0883205	88	0005		JV20PR031602000		4/9/20	2020	$102,962.50	$516.62
0200	0883205	88	0005		JV20PR040102000		4/20/20	2020	$3,746.50	$0.00
0200	0883205	88	0005		JV20PR040102000		4/20/20	2020	$106,588.38	$7.90
0200	0883205	88	0005		JV20PR041602000		5/27/20	2020	$115,043.22	$8.43
0200	0883205	88	0005		JV20PR050102000		5/27/20	2020	$119,531.00	$17.12
0200	0883205	88	0005		JV20PR051602000		6/10/20	2020	$125,770.35	$0.00
0200	0883205	88	0005		JV20PR060102000		6/19/20	2020	$127,012.37	$0.00
0200	0883205	88	0005		JV20PR061602000		7/17/20	2020	$126,382.00	$409.55
0200	0883205	88	0005		JV20PR070102000		7/20/20	2020	$126,298.88	$0.00
0200	0883205	88	0005		JV20PR071602000		8/26/20	2020	$123,515.57	$9.00
0200	0883205	88	0005		JV20PR080102000		8/26/20	2020	$125,497.49	$258.81
0200	0883205	88	0005		JV20PR081602000		9/17/20	2020	$125,394.00	$0.00
0200	0883205	88	0005		JV20PR090102000		9/21/20	2020	$127,058.00	$0.00
0200	0883205	88	0005		JV20PR091602000		10/6/20	2020	$129,363.47	$17.12
0200	0883205	88	0005		JV20PR100102000		10/20/20	2020	$133,067.36	$0.00
0200	0883205	88	0005		JV20PR101602000		11/13/20	2020	$132,037.50	$0.00
0200	0883205	88	0005		JV20PR110102000		11/23/20	2020	$132,340.00	$20.83
0200	0883205	88	0005		JV20PR111602000		12/10/20	2020	$132,543.92	$9.20

0200	0883205	88	0005	220005	JV20PR120102000		12/21/20	2020	$133,495.27	$1,117.49
0200	0883205	88	0005		JV20PR121602000		1/12/21	2020	$28,528.25	$0.00
0200	0883205	88	0005		JV20PR121602000		1/12/21	2020	$124,796.65	$689.95
0200	0883205	88	0005		JV21PR010102000		1/21/21	2020	$124,119.50	$1,055.76
0200	0883210	88	0005		JV20GP128220000		3/31/21	2020	$0.00	$8,517.74
0200	0883210	88	0005		JV20PR011602000		3/9/20	2020	$802,451.49	$912.64
0200	0883210	88	0005		JV20PR020102000		3/13/20	2020	$1,182.24	$0.00
0200	0883210	88	0005		JV20PR020102000		3/13/20	2020	$846,363.62	$1,135.20
0200	0883210	88	0005		JV20PR021602000		3/14/20	2020	$750,650.53	$1,337.86
0200	0883210	88	0005		JV20PR030102000		3/20/20	2020	$729,973.37	$171.12
0200	0883210	88	0005		JV20PR031602000		4/9/20	2020	$761,691.69	$703.76
0200	0883210	88	0005		JV20PR040102000		4/20/20	2020	$836,388.74	$0.00
0200	0883210	88	0005		JV20PR041602000		5/27/20	2020	$9,852.00	$0.00
0200	0883210	88	0005		JV20PR041602000		5/27/20	2020	$803,646.38	$0.00
0200	0883210	88	0005		JV20PR050102000		5/27/20	2020	$803,767.88	$10,549.48
0200	0883210	88	0005		JV20PR051602000		6/10/20	2020	$791,969.36	$0.00
0200	0883210	88	0005		JV20PR060102000		6/19/20	2020	$823,412.86	$2,487.76
0200	0883210	88	0005		JV20PR061602000		7/17/20	2020	$791,420.44	$757.02
0200	0883210	88	0005		JV20PR070102000		7/20/20	2020	$802,014.66	$911.87
0200	0883210	88	0005		JV20PR071602000		8/26/20	2020	$811,873.53	$808.88
0200	0883210	88	0005		JV20PR080102000		8/26/20	2020	$17,006.80	$0.00
0200	0883210	88	0005		JV20PR080102000		8/26/20	2020	$845,224.78	$2,646.08
0200	0883210	88	0005		JV20PR081602000		9/17/20	2020	$766,542.34	$663.72
0200	0883210	88	0005		JV20PR090102000		9/21/20	2020	$9,870.00	$0.00
0200	0883210	88	0005		JV20PR090102000		9/21/20	2020	$822,479.65	$0.00
0200	0883210	88	0005		JV20PR091602000		10/6/20	2020	$811,934.25	$5,252.72
0200	0883210	88	0005		JV20PR100102000		10/20/20	2020	$795,246.36	$3,078.24
0200	0883210	88	0005		JV20PR101602000		11/13/20	2020	$793,224.05	$0.00
0200	0883210	88	0005		JV20PR110102000		11/23/20	2020	$820,284.50	$285.60
0200	0883210	88	0005		JV20PR111602000		12/10/20	2020	$776,538.44	$400.00
0200	0883210	88	0005		JV20PR120102000		12/21/20	2020	$813,015.68	$833.51
0200	0883210	88	0005		JV20PR121602000		1/12/21	2020	$815,628.05	$1,003.60
0200	0883210	88	0005		JV21PR010102000		1/21/21	2020	$871,720.33	$881.20
0200	0883215	88	0005		JV20GP128220000		3/31/21	2020	$0.00	$49,619.45
0200	0883215	88	0005		JV20PR011602000		3/9/20	2020	$1,184,270.47	$726.81
0200	0883215	88	0005		JV20PR020102000		3/13/20	2020	$17,326.04	$0.00
0200	0883215	88	0005		JV20PR020102000		3/13/20	2020	$1,254,800.95	$3,611.54
0200	0883215	88	0005		JV20PR021602000		3/14/20	2020	$0.01	$0.00
0200	0883215	88	0005		JV20PR021602000		3/14/20	2020	$1,124,019.87	$5,737.20

0200	0883215	88	0005	220005	JV20PR030102000		3/20/20	2020	$1,094,293.67	$2,868.06
0200	0883215	88	0005		JV20PR031602000		4/9/20	2020	$6,699.36	$0.00
0200	0883215	88	0005		JV20PR031602000		4/9/20	2020	$1,123,223.69	$829.76
0200	0883215	88	0005		JV20PR040102000		4/20/20	2020	$21,552.13	$0.00
0200	0883215	88	0005		JV20PR040102000		4/20/20	2020	$1,204,432.71	$1,995.14
0200	0883215	88	0005		JV20PR041602000		5/27/20	2020	$1,129,869.49	$1,875.84
0200	0883215	88	0005		JV20PR050102000		5/27/20	2020	$1,123,621.58	$2,397.05
0200	0883215	88	0005		JV20PR051602000		6/10/20	2020	$1,122,939.15	$7,081.53
0200	0883215	88	0005		JV20PR060102000		6/19/20	2020	$1,130,394.94	$9,092.16
0200	0883215	88	0005		JV20PR061602000		7/17/20	2020	$1,817.96	$0.00
0200	0883215	88	0005		JV20PR061602000		7/17/20	2020	$1,104,060.66	$1,602.24
0200	0883215	88	0005		JV20PR070102000		7/20/20	2020	$1,139,681.87	$7,760.79
0200	0883215	88	0005		JV20PR071602000		8/26/20	2020	$18,008.40	$0.00
0200	0883215	88	0005		JV20PR071602000		8/26/20	2020	$1,129,290.54	$538.33
0200	0883215	88	0005		JV20PR080102000		8/26/20	2020	$1,175,210.86	$4,279.14
0200	0883215	88	0005		JV20PR081602000		9/17/20	2020	$1,075,104.69	$5,383.56
0200	0883215	88	0005		JV20PR090102000		9/21/20	2020	$21,988.75	$0.00
0200	0883215	88	0005		JV20PR090102000		9/21/20	2020	$1,133,517.15	$2,052.86
0200	0883215	88	0005		JV20PR091602000		10/6/20	2020	$1,109,404.90	$1,103.54
0200	0883215	88	0005		JV20PR100102000		10/20/20	2020	$0.00	$386.40
0200	0883215	88	0005		JV20PR100102000		10/20/20	2020	$1,090,128.99	$1,084.98
0200	0883215	88	0005		JV20PR101602000		11/13/20	2020	$1,098,587.92	$2,698.13
0200	0883215	88	0005		JV20PR110102000		11/23/20	2020	$1,105,537.18	$3,735.22
0200	0883215	88	0005		JV20PR111602000		12/10/20	2020	$18,676.00	$0.00
0200	0883215	88	0005		JV20PR111602000		12/10/20	2020	$1,045,757.42	$2,257.28
0200	0883215	88	0005		JV20PR120102000		12/21/20	2020	$1,093,962.77	$1,506.62
0200	0883215	88	0005		JV20PR121602000		1/12/21	2020	$39,600.08	$0.00
0200	0883215	88	0005		JV20PR121602000		1/12/21	2020	$1,064,765.53	$3,962.88
0200	0883215	88	0005		JV21PR010102000		1/21/21	2020	$1,169,694.30	$4,161.29
0200	0883259	88	0005		JV20PR011602000		3/9/20	2020	$13,108.00	$0.00
0200	0883259	88	0005		JV20PR020102000		3/13/20	2020	$13,108.00	$0.00
0200	0883259	88	0005		JV20PR021602000		3/14/20	2020	$13,108.00	$0.00
0200	0883259	88	0005		JV20PR030102000		3/20/20	2020	$13,108.00	$0.00
0200	0883259	88	0005		JV20PR031602000		4/9/20	2020	$13,108.00	$0.00
0200	0883259	88	0005		JV20PR040102000		4/20/20	2020	$13,108.00	$0.00
0200	0883259	88	0005		JV20PR041602000		5/27/20	2020	$13,108.00	$0.00
0200	0883259	88	0005		JV20PR050102000		5/27/20	2020	$13,108.00	$0.00
0200	0883259	88	0005		JV20PR051602000		6/10/20	2020	$13,108.00	$0.00
0200	0883259	88	0005		JV20PR060102000		6/19/20	2020	$13,308.50	$0.00

0200	0883259	88	0005	220005	JV20PR061602000		7/17/20	2020	$13,308.50	$0.00
0200	0883259	88	0005		JV20PR070102000		7/20/20	2020	$13,308.50	$0.00
0200	0883259	88	0005		JV20PR071602000		8/26/20	2020	$13,308.50	$0.00
0200	0883259	88	0005		JV20PR080102000		8/26/20	2020	$13,308.50	$0.00
0200	0883259	88	0005		JV20PR081602000		9/17/20	2020	$13,308.50	$0.00
0200	0883259	88	0005		JV20PR090102000		9/21/20	2020	$13,308.50	$0.00
0200	0883259	88	0005		JV20PR091602000		10/6/20	2020	$13,308.50	$0.00
0200	0883259	88	0005		JV20PR100102000		10/20/20	2020	$13,308.50	$0.00
0200	0883259	88	0005		JV20PR101602000		11/13/20	2020	$13,308.50	$0.00
0200	0883259	88	0005		JV20PR110102000		11/23/20	2020	$13,308.50	$0.00
0200	0883259	88	0005		JV20PR111602000		12/10/20	2020	$13,308.50	$0.00
0200	0883259	88	0005		JV20PR120102000		12/21/20	2020	$13,308.50	$0.00
0200	0883259	88	0005		JV20PR121602000		1/12/21	2020	$13,308.50	$0.00
0200	0883259	88	0005		JV21PR010102000		1/21/21	2020	$13,308.50	$0.00
0200	0883263	88	0005		JV20PR011602000		3/9/20	2020	$108,883.50	$0.00
0200	0883263	88	0005		JV20PR020102000		3/13/20	2020	$117,469.32	$0.00
0200	0883263	88	0005		JV20PR021602000		3/14/20	2020	$99,151.16	$0.00
0200	0883263	88	0005		JV20PR030102000		3/20/20	2020	$98,805.02	$0.00
0200	0883263	88	0005		JV20PR031602000		4/9/20	2020	$102,076.54	$0.00
0200	0883263	88	0005		JV20PR040102000		4/20/20	2020	$118,169.93	$0.00
0200	0883263	88	0005		JV20PR041602000		5/27/20	2020	$107,269.43	$0.00
0200	0883263	88	0005		JV20PR050102000		5/27/20	2020	$111,164.13	$1,914.08
0200	0883263	88	0005		JV20PR051602000		6/10/20	2020	$106,300.35	$0.00
0200	0883263	88	0005		JV20PR060102000		6/19/20	2020	$102,050.52	$0.00
0200	0883263	88	0005		JV20PR061602000		7/17/20	2020	$105,290.95	$0.00
0200	0883263	88	0005		JV20PR070102000		7/20/20	2020	$107,281.08	$0.00
0200	0883263	88	0005		JV20PR071602000		8/26/20	2020	$106,247.95	$0.00
0200	0883263	88	0005		JV20PR080102000		8/26/20	2020	$106,294.12	$0.00
0200	0883263	88	0005		JV20PR081602000		9/17/20	2020	$87,574.64	$0.00
0200	0883263	88	0005		JV20PR090102000		9/21/20	2020	$97,036.14	$0.00
0200	0883263	88	0005		JV20PR091602000		10/6/20	2020	$95,887.40	$0.00
0200	0883263	88	0005		JV20PR100102000		10/20/20	2020	$96,815.79	$0.00
0200	0883263	88	0005		JV20PR101602000		11/13/20	2020	$93,408.95	$0.00
0200	0883263	88	0005		JV20PR110102000		11/23/20	2020	$101,710.81	$220.40
0200	0883263	88	0005		JV20PR111602000		12/10/20	2020	$1,536.37	$0.00
0200	0883263	88	0005		JV20PR111602000		12/10/20	2020	$96,687.79	$0.00
0200	0883263	88	0005		JV20PR120102000		12/21/20	2020	$107,190.23	$0.00
0200	0883263	88	0005		JV20PR121602000		1/12/21	2020	$107,424.90	$0.00
0200	0883263	88	0005		JV21PR010102000		1/21/21	2020	$110,311.46	$0.00

0200	0883265	88	0005	220005	JV20GP128220000		3/31/21	2020	$0.00	$43,070.70
0200	0883265	88	0005		JV20PR011602000		3/9/20	2020	$287,225.71	$0.00
0200	0883265	88	0005		JV20PR020102000		3/13/20	2020	$327,737.80	$2.80
0200	0883265	88	0005		JV20PR021602000		3/14/20	2020	$285,471.01	$408.80
0200	0883265	88	0005		JV20PR030102000		3/20/20	2020	$259,915.83	$0.00
0200	0883265	88	0005		JV20PR031602000		4/9/20	2020	$3,679.20	$0.00
0200	0883265	88	0005		JV20PR031602000		4/9/20	2020	$264,839.98	$0.00
0200	0883265	88	0005		JV20PR040102000		4/20/20	2020	$339,781.79	$0.00
0200	0883265	88	0005		JV20PR041602000		5/27/20	2020	$310,299.68	$244.80
0200	0883265	88	0005		JV20PR050102000		5/27/20	2020	$311,227.19	$629.60
0200	0883265	88	0005		JV20PR051602000		6/10/20	2020	$311,792.45	$0.00
0200	0883265	88	0005		JV20PR060102000		6/19/20	2020	$277,906.52	$0.00
0200	0883265	88	0005		JV20PR061602000		7/17/20	2020	$310,574.12	$0.00
0200	0883265	88	0005		JV20PR070102000		7/20/20	2020	$293,567.27	$524.64
0200	0883265	88	0005		JV20PR071602000		8/26/20	2020	$24,265.52	$0.00
0200	0883265	88	0005		JV20PR071602000		8/26/20	2020	$302,570.49	$9.99
0200	0883265	88	0005		JV20PR080102000		8/26/20	2020	$332,253.46	$110.17
0200	0883265	88	0005		JV20PR081602000		9/17/20	2020	$270,757.94	$1,212.96
0200	0883265	88	0005		JV20PR090102000		9/21/20	2020	$317,334.57	$0.00
0200	0883265	88	0005		JV20PR091602000		10/6/20	2020	$333,980.28	$0.00
0200	0883265	88	0005		JV20PR100102000		10/20/20	2020	$390,377.72	$0.00
0200	0883265	88	0005		JV20PR101602000		11/13/20	2020	$403,351.36	$644.15
0200	0883265	88	0005		JV20PR110102000		11/23/20	2020	$398,083.89	$0.00
0200	0883265	88	0005		JV20PR111602000		12/10/20	2020	$1,534.00	$0.00
0200	0883265	88	0005		JV20PR111602000		12/10/20	2020	$371,154.81	$415.63
0200	0883265	88	0005		JV20PR120102000		12/21/20	2020	$409,782.07	$306.80
0200	0883265	88	0005		JV20PR121602000		1/12/21	2020	$409,527.09	$355.20
0200	0883265	88	0005		JV21PR010102000		1/21/21	2020	$468,713.44	$24.15
0200	0883340	88	0005		JV20PR011602000		3/9/20	2020	$12,425.50	$0.00
0200	0883340	88	0005		JV20PR020102000		3/13/20	2020	$12,425.50	$0.00
0200	0883340	88	0005		JV20PR021602000		3/14/20	2020	$12,425.50	$0.00
0200	0883340	88	0005		JV20PR030102000		3/20/20	2020	$12,425.50	$0.00
0200	0883340	88	0005		JV20PR031602000		4/9/20	2020	$12,425.50	$0.00
0200	0883340	88	0005		JV20PR040102000		4/20/20	2020	$12,425.50	$0.00
0200	0883340	88	0005		JV20PR041602000		5/27/20	2020	$12,425.50	$0.00
0200	0883340	88	0005		JV20PR050102000		5/27/20	2020	$12,425.50	$0.00
0200	0883340	88	0005		JV20PR051602000		6/10/20	2020	$12,425.50	$0.00
0200	0883340	88	0005		JV20PR060102000		6/19/20	2020	$12,425.50	$0.00
0200	0883340	88	0005		JV20PR061602000		7/17/20	2020	$12,425.50	$0.00

0200	0883340	88	0005	220005	JV20PR070102000		7/20/20	2020	$12,425.50	$0.00
0200	0883340	88	0005		JV20PR071602000		8/26/20	2020	$12,425.50	$0.00
0200	0883340	88	0005		JV20PR080102000		8/26/20	2020	$12,425.50	$0.00
0200	0883340	88	0005		JV20PR081602000		9/17/20	2020	$12,425.50	$0.00
0200	0883340	88	0005		JV20PR090102000		9/21/20	2020	$12,425.50	$0.00
0200	0883340	88	0005		JV20PR091602000		10/6/20	2020	$12,425.50	$0.00
0200	0883340	88	0005		JV20PR100102000		10/20/20	2020	$12,425.50	$0.00
0200	0883340	88	0005		JV20PR101602000		11/13/20	2020	$12,425.50	$0.00
0200	0883340	88	0005		JV20PR110102000		11/23/20	2020	$12,425.50	$0.00
0200	0883340	88	0005		JV20PR111602000		12/10/20	2020	$12,425.50	$0.00
0200	0883340	88	0005		JV20PR120102000		12/21/20	2020	$12,425.50	$0.00
0200	0883340	88	0005		JV20PR121602000		1/12/21	2020	$8,421.50	$0.00
0200	0883340	88	0005		JV21PR010102000		1/21/21	2020	$8,421.50	$0.00
0200	0883345	88	0005		JV20PR011602000		3/9/20	2020	$84,688.10	$117.46
0200	0883345	88	0005		JV20PR011602000		3/9/20	2020	$14,122.65	$0.00
0200	0883345	88	0005		JV20PR020102000		3/13/20	2020	$135,446.42	$27.48
0200	0883345	88	0005		JV20PR020102000		3/13/20	2020	$14,555.05	$0.00
0200	0883345	88	0005		JV20PR021602000		3/14/20	2020	$85,398.07	$341.74
0200	0883345	88	0005		JV20PR021602000		3/14/20	2020	$13,690.25	$0.00
0200	0883345	88	0005		JV20PR030102000		3/20/20	2020	$85,887.32	$51.28
0200	0883345	88	0005		JV20PR030102000		3/20/20	2020	$13,690.25	$0.00
0200	0883345	88	0005		JV20PR031602000		4/9/20	2020	$85,226.07	$2,729.32
0200	0883345	88	0005		JV20PR031602000		4/9/20	2020	$13,663.23	$0.00
0200	0883345	88	0005		JV20PR040102000		4/20/20	2020	$82,130.88	$1,435.88
0200	0883345	88	0005		JV20PR040102000		4/20/20	2020	$14,555.05	$0.00
0200	0883345	88	0005		JV20PR041602000		5/27/20	2020	$85,757.77	$745.83
0200	0883345	88	0005		JV20PR041602000		5/27/20	2020	$14,122.65	$0.00
0200	0883345	88	0005		JV20PR050102000		5/27/20	2020	$85,587.36	$11.49
0200	0883345	88	0005		JV20PR050102000		5/27/20	2020	$14,122.65	$0.00
0200	0883345	88	0005		JV20PR051602000		6/10/20	2020	$85,757.77	$757.32
0200	0883345	88	0005		JV20PR051602000		6/10/20	2020	$14,122.65	$0.00
0200	0883345	88	0005		JV20PR060102000		6/19/20	2020	$86,470.44	$2,071.97
0200	0883345	88	0005		JV20PR060102000		6/19/20	2020	$13,690.25	$0.00
0200	0883345	88	0005		JV20PR061602000		7/17/20	2020	$87,513.13	$842.66
0200	0883345	88	0005		JV20PR061602000		7/17/20	2020	$14,122.65	$0.00
0200	0883345	88	0005		JV20PR070102000		7/20/20	2020	$87,342.72	$3,859.46
0200	0883345	88	0005		JV20PR070102000		7/20/20	2020	$14,122.65	$0.00
0200	0883345	88	0005		JV20PR071602000		8/26/20	2020	$85,416.05	$1,734.92
0200	0883345	88	0005		JV20PR071602000		8/26/20	2020	$14,304.30	$0.00

0200	0883345	88	0005	220005	JV20PR080102000		8/26/20	2020	$84,896.19	$690.85
0200	0883345	88	0005		JV20PR080102000		8/26/20	2020	$14,745.10	$0.00
0200	0883345	88	0005		JV20PR081602000		9/17/20	2020	$104,838.69	$1,994.89
0200	0883345	88	0005		JV20PR081602000		9/17/20	2020	$13,863.50	$0.00
0200	0883345	88	0005		JV20PR090102000		9/21/20	2020	$84,952.99	$1,167.57
0200	0883345	88	0005		JV20PR090102000		9/21/20	2020	$14,745.10	$440.80
0200	0883345	88	0005		JV20PR091602000		10/6/20	2020	$86,765.15	$1,126.25
0200	0883345	88	0005		JV20PR091602000		10/6/20	2020	$14,304.30	$0.00
0200	0883345	88	0005		JV20PR100102000		10/20/20	2020	$87,188.86	$30.50
0200	0883345	88	0005		JV20PR100102000		10/20/20	2020	$14,304.30	$0.00
0200	0883345	88	0005		JV20PR101602000		11/13/20	2020	$87,302.48	$1,296.44
0200	0883345	88	0005		JV20PR101602000		11/13/20	2020	$14,304.30	$0.00
0200	0883345	88	0005		JV20PR110102000		11/23/20	2020	$88,095.98	$4,212.14
0200	0883345	88	0005		JV20PR110102000		11/23/20	2020	$14,304.30	$0.00
0200	0883345	88	0005		JV20PR111602000		12/10/20	2020	$86,516.87	$753.67
0200	0883345	88	0005		JV20PR111602000		12/10/20	2020	$13,863.50	$0.00
0200	0883345	88	0005		JV20PR120102000		12/21/20	2020	$87,957.52	$791.85
0200	0883345	88	0005		JV20PR120102000		12/21/20	2020	$14,304.30	$0.00
0200	0883345	88	0005		JV20PR121602000		1/12/21	2020	$0.01	$0.00
0200	0883345	88	0005		JV20PR121602000		1/12/21	2020	$89,276.63	$1,347.87
0200	0883345	88	0005		JV20PR121602000		1/12/21	2020	$14,304.30	$0.00
0200	0883345	88	0005		JV21PR010102000		1/21/21	2020	$88,643.06	$0.00
0200	0883345	88	0005		JV21PR010102000		1/21/21	2020	$15,626.70	$0.00
0200	0883350	88	0005		JV20PR011602000		3/9/20	2020	$228,420.53	$349.76
0200	0883350	88	0005		JV20PR020102000		3/13/20	2020	$242,139.89	$0.00
0200	0883350	88	0005		JV20PR021602000		3/14/20	2020	$206,043.78	$178.50
0200	0883350	88	0005		JV20PR030102000		3/20/20	2020	$209,453.80	$0.00
0200	0883350	88	0005		JV20PR031602000		4/9/20	2020	$207,535.05	$0.00
0200	0883350	88	0005		JV20PR040102000		4/20/20	2020	$246,321.09	$161.10
0200	0883350	88	0005		JV20PR041602000		5/27/20	2020	$228,328.77	$0.00
0200	0883350	88	0005		JV20PR050102000		5/27/20	2020	$229,677.16	$6,823.20
0200	0883350	88	0005		JV20PR051602000		6/10/20	2020	$219,361.90	$0.00
0200	0883350	88	0005		JV20PR060102000		6/19/20	2020	$204,024.62	$0.00
0200	0883350	88	0005		JV20PR061602000		7/17/20	2020	$222,345.00	$3,497.60
0200	0883350	88	0005		JV20PR070102000		7/20/20	2020	$1,934.00	$0.00
0200	0883350	88	0005		JV20PR070102000		7/20/20	2020	$223,000.45	$349.76
0200	0883350	88	0005		JV20PR071602000		8/26/20	2020	$222,295.44	$0.00
0200	0883350	88	0005		JV20PR080102000		8/26/20	2020	$237,651.63	$0.00
0200	0883350	88	0005		JV20PR081602000		9/17/20	2020	$216,642.67	$397.44

0200	0883350	88	0005	220005	JV20PR090102000		9/21/20	2020	$228,434.92	$2,677.24
0200	0883350	88	0005		JV20PR091602000		10/6/20	2020	$226,937.27	$193.38
0200	0883350	88	0005		JV20PR100102000		10/20/20	2020	$225,698.63	$299.70
0200	0883350	88	0005		JV20PR101602000		11/13/20	2020	$220,467.19	$0.00
0200	0883350	88	0005		JV20PR110102000		11/23/20	2020	$6,393.60	$0.00
0200	0883350	88	0005		JV20PR110102000		11/23/20	2020	$221,834.41	$359.20
0200	0883350	88	0005		JV20PR111602000		12/10/20	2020	$208,066.48	$307.70
0200	0883350	88	0005		JV20PR120102000		12/21/20	2020	$224,050.53	$0.00
0200	0883350	88	0005		JV20PR121602000		1/12/21	2020	$218,822.82	$0.00
0200	0883350	88	0005		JV21PR010102000		1/21/21	2020	$231,273.25	$0.00
0200	0884001	88	0005		JV20PR011602000		3/9/20	2020	$110,776.76	$0.00
0200	0884001	88	0005		JV20PR020102000		3/13/20	2020	$110,776.76	$252.81
0200	0884001	88	0005		JV20PR021602000		3/14/20	2020	$110,880.76	$0.00
0200	0884001	88	0005		JV20PR030102000		3/20/20	2020	$110,802.76	$283.10
0200	0884001	88	0005		JV20PR031602000		4/9/20	2020	$110,776.76	$751.45
0200	0884001	88	0005		JV20PR040102000		4/20/20	2020	$110,776.76	$471.93
0200	0884001	88	0005		JV20PR041602000		5/27/20	2020	$111,245.11	$1,108.80
0200	0884001	88	0005		JV20PR050102000		5/27/20	2020	$110,776.76	$257.34
0200	0884001	88	0005		JV20PR051602000		6/10/20	2020	$110,776.76	$257.34
0200	0884001	88	0005		JV20PR060102000		6/19/20	2020	$110,776.76	$514.68
0200	0884001	88	0005		JV20PR061602000		7/17/20	2020	$110,776.76	$514.68
0200	0884001	88	0005		JV20PR070102000		7/20/20	2020	$111,713.46	$772.01
0200	0884001	88	0005		JV20PR071602000		8/26/20	2020	$113,686.31	$257.34
0200	0884001	88	0005		JV20PR080102000		8/26/20	2020	$114,342.31	$707.75
0200	0884001	88	0005		JV20PR081602000		9/17/20	2020	$113,686.31	$566.20
0200	0884001	88	0005		JV20PR090102000		9/21/20	2020	$114,814.63	$257.34
0200	0884001	88	0005		JV20PR091602000		10/6/20	2020	$113,686.31	$146.93
0200	0884001	88	0005		JV20PR100102000		10/20/20	2020	$113,686.31	$1,205.47
0200	0884001	88	0005		JV20PR101602000		11/13/20	2020	$113,686.31	$1,029.35
0200	0884001	88	0005		JV20PR110102000		11/23/20	2020	$113,686.31	$1,205.47
0200	0884001	88	0005		JV20PR111602000		12/10/20	2020	$113,686.31	$1,115.52
0200	0884001	88	0005		JV20PR120102000		12/21/20	2020	$113,686.31	$1,366.14
0200	0884001	88	0005		JV20PR121602000		1/12/21	2020	$114,537.77	$0.00
0200	0884001	88	0005		JV21PR010102000		1/21/21	2020	$113,686.31	$585.32
0200	0884003	88	0005		JV20PR011602000		3/9/20	2020	$28,153.50	$0.00
0200	0884003	88	0005		JV20PR020102000		3/13/20	2020	$28,153.50	$0.00
0200	0884003	88	0005		JV20PR021602000		3/14/20	2020	$28,153.50	$0.00
0200	0884003	88	0005		JV20PR030102000		3/20/20	2020	$28,354.00	$0.00
0200	0884003	88	0005		JV20PR031602000		4/9/20	2020	$28,354.00	$0.00

0200	0884003	88	0005	220005	JV20PR040102000		4/20/20	2020	$28,354.00	$0.00
0200	0884003	88	0005		JV20PR041602000		5/27/20	2020	$28,354.00	$0.00
0200	0884003	88	0005		JV20PR050102000		5/27/20	2020	$28,354.00	$0.00
0200	0884003	88	0005		JV20PR051602000		6/10/20	2020	$28,354.00	$0.00
0200	0884003	88	0005		JV20PR060102000		6/19/20	2020	$28,354.00	$0.00
0200	0884003	88	0005		JV20PR061602000		7/17/20	2020	$28,354.00	$0.00
0200	0884003	88	0005		JV20PR070102000		7/20/20	2020	$28,354.00	$0.00
0200	0884003	88	0005		JV20PR071602000		8/26/20	2020	$28,354.00	$0.00
0200	0884003	88	0005		JV20PR080102000		8/26/20	2020	$28,354.00	$0.00
0200	0884003	88	0005		JV20PR081602000		9/17/20	2020	$28,354.00	$0.00
0200	0884003	88	0005		JV20PR090102000		9/21/20	2020	$28,354.00	$0.00
0200	0884003	88	0005		JV20PR091602000		10/6/20	2020	$28,354.00	$0.00
0200	0884003	88	0005		JV20PR100102000		10/20/20	2020	$28,354.00	$0.00
0200	0884003	88	0005		JV20PR101602000		11/13/20	2020	$28,354.00	$0.00
0200	0884003	88	0005		JV20PR110102000		11/23/20	2020	$28,354.00	$0.00
0200	0884003	88	0005		JV20PR111602000		12/10/20	2020	$28,354.00	$0.00
0200	0884003	88	0005		JV20PR120102000		12/21/20	2020	$28,354.00	$0.00
0200	0884003	88	0005		JV20PR121602000		1/12/21	2020	$2,393.68	$0.00
0200	0884003	88	0005		JV20PR121602000		1/12/21	2020	$28,354.00	$0.00
0200	0884003	88	0005		JV21PR010102000		1/21/21	2020	$32,115.50	$0.00
0200	0884005	88	0005		JV20PR011602000		3/9/20	2020	$29,984.50	$9.14
0200	0884005	88	0005		JV20PR011602000		3/9/20	2020	$12,947.00	$577.42
0200	0884005	88	0005		JV20PR020102000		3/13/20	2020	$30,085.00	$334.74
0200	0884005	88	0005		JV20PR020102000		3/13/20	2020	$12,221.00	$0.00
0200	0884005	88	0005		JV20PR021602000		3/14/20	2020	$30,085.00	$253.73
0200	0884005	88	0005		JV20PR021602000		3/14/20	2020	$12,221.00	$0.00
0200	0884005	88	0005		JV20PR030102000		3/20/20	2020	$30,085.00	$409.08
0200	0884005	88	0005		JV20PR030102000		3/20/20	2020	$12,221.00	$235.20
0200	0884005	88	0005		JV20PR031602000		4/9/20	2020	$30,085.00	$0.00
0200	0884005	88	0005		JV20PR031602000		4/9/20	2020	$9,869.00	$0.00
0200	0884005	88	0005		JV20PR040102000		4/20/20	2020	$30,085.00	$0.00
0200	0884005	88	0005		JV20PR040102000		4/20/20	2020	$9,869.00	$0.00
0200	0884005	88	0005		JV20PR041602000		5/27/20	2020	$30,085.00	$0.00
0200	0884005	88	0005		JV20PR041602000		5/27/20	2020	$9,869.00	$0.00
0200	0884005	88	0005		JV20PR050102000		5/27/20	2020	$35,625.50	$36.97
0200	0884005	88	0005		JV20PR050102000		5/27/20	2020	$9,869.00	$0.00
0200	0884005	88	0005		JV20PR051602000		6/10/20	2020	$35,625.50	$0.00
0200	0884005	88	0005		JV20PR051602000		6/10/20	2020	$9,869.00	$0.00
0200	0884005	88	0005		JV20PR060102000		6/19/20	2020	$35,625.50	$0.00

0200	0884005	88	0005	220005	JV20PR060102000		6/19/20	2020	$9,869.00	$0.00
0200	0884005	88	0005		JV20PR061602000		7/17/20	2020	$35,625.50	$0.00
0200	0884005	88	0005		JV20PR061602000		7/17/20	2020	$9,869.00	$0.00
0200	0884005	88	0005		JV20PR070102000		7/20/20	2020	$39,729.50	$4,104.00
0200	0884005	88	0005		JV20PR070102000		7/20/20	2020	$9,869.00	$0.00
0200	0884005	88	0005		JV20PR071602000		8/26/20	2020	$35,625.50	$0.00
0200	0884005	88	0005		JV20PR071602000		8/26/20	2020	$9,869.00	$0.00
0200	0884005	88	0005		JV20PR080102000		8/26/20	2020	$35,625.50	$0.00
0200	0884005	88	0005		JV20PR080102000		8/26/20	2020	$9,869.00	$0.00
0200	0884005	88	0005		JV20PR081602000		9/17/20	2020	$35,625.50	$0.00
0200	0884005	88	0005		JV20PR081602000		9/17/20	2020	$9,869.00	$0.00
0200	0884005	88	0005		JV20PR090102000		9/21/20	2020	$35,625.50	$0.00
0200	0884005	88	0005		JV20PR090102000		9/21/20	2020	$9,869.00	$0.00
0200	0884005	88	0005		JV20PR091602000		10/6/20	2020	$35,625.50	$0.00
0200	0884005	88	0005		JV20PR091602000		10/6/20	2020	$9,869.00	$0.00
0200	0884005	88	0005		JV20PR100102000		10/20/20	2020	$35,625.50	$0.00
0200	0884005	88	0005		JV20PR100102000		10/20/20	2020	$9,965.00	$0.00
0200	0884005	88	0005		JV20PR101602000		11/13/20	2020	$35,625.50	$0.00
0200	0884005	88	0005		JV20PR101602000		11/13/20	2020	$9,965.00	$0.00
0200	0884005	88	0005		JV20PR110102000		11/23/20	2020	$35,625.50	$0.00
0200	0884005	88	0005		JV20PR110102000		11/23/20	2020	$9,965.00	$0.00
0200	0884005	88	0005		JV20PR111602000		12/10/20	2020	$35,625.50	$0.00
0200	0884005	88	0005		JV20PR111602000		12/10/20	2020	$9,965.00	$0.00
0200	0884005	88	0005		JV20PR120102000		12/21/20	2020	$35,625.50	$0.00
0200	0884005	88	0005		JV20PR120102000		12/21/20	2020	$9,965.00	$0.00
0200	0884005	88	0005		JV20PR121602000		1/12/21	2020	$35,625.50	$0.00
0200	0884005	88	0005		JV20PR121602000		1/12/21	2020	$9,965.00	$0.00
0200	0884005	88	0005		JV21PR010102000		1/21/21	2020	$35,625.50	$0.00
0200	0884005	88	0005		JV21PR010102000		1/21/21	2020	$9,965.00	$0.00
0200	0884007	88	0005		JV20PR011602000		3/9/20	2020	$8,058.00	$0.00
0200	0884007	88	0005		JV20PR011602000		3/9/20	2020	$29,907.34	$0.00
0200	0884007	88	0005		JV20PR020102000		3/13/20	2020	$8,058.00	$0.00
0200	0884007	88	0005		JV20PR020102000		3/13/20	2020	$31,936.33	$223.80
0200	0884007	88	0005		JV20PR021602000		3/14/20	2020	$8,058.00	$0.00
0200	0884007	88	0005		JV20PR021602000		3/14/20	2020	$24,158.30	$492.40
0200	0884007	88	0005		JV20PR030102000		3/20/20	2020	$8,058.00	$0.00
0200	0884007	88	0005		JV20PR030102000		3/20/20	2020	$8,067.60	$0.00
0200	0884007	88	0005		JV20PR030102000		3/20/20	2020	$24,158.30	$0.00
0200	0884007	88	0005		JV20PR031602000		4/9/20	2020	$8,058.00	$0.00

0200	0884007	88	0005	220005	JV20PR031602000		4/9/20	2020	$24,158.30	$0.00
0200	0884007	88	0005		JV20PR040102000		4/20/20	2020	$8,058.00	$0.00
0200	0884007	88	0005		JV20PR040102000		4/20/20	2020	$27,768.06	$0.00
0200	0884007	88	0005		JV20PR041602000		5/27/20	2020	$8,058.00	$0.00
0200	0884007	88	0005		JV20PR041602000		5/27/20	2020	$25,963.18	$44.07
0200	0884007	88	0005		JV20PR050102000		5/27/20	2020	$8,058.00	$0.00
0200	0884007	88	0005		JV20PR050102000		5/27/20	2020	$26,321.74	$358.56
0200	0884007	88	0005		JV20PR051602000		6/10/20	2020	$8,058.00	$0.00
0200	0884007	88	0005		JV20PR051602000		6/10/20	2020	$25,963.18	$48.01
0200	0884007	88	0005		JV20PR060102000		6/19/20	2020	$8,058.00	$0.00
0200	0884007	88	0005		JV20PR060102000		6/19/20	2020	$23,799.74	$0.00
0200	0884007	88	0005		JV20PR061602000		7/17/20	2020	$8,058.00	$0.00
0200	0884007	88	0005		JV20PR061602000		7/17/20	2020	$25,963.18	$0.00
0200	0884007	88	0005		JV20PR070102000		7/20/20	2020	$8,058.00	$0.00
0200	0884007	88	0005		JV20PR070102000		7/20/20	2020	$25,694.26	$0.00
0200	0884007	88	0005		JV20PR071602000		8/26/20	2020	$8,058.00	$0.00
0200	0884007	88	0005		JV20PR071602000		8/26/20	2020	$22,861.18	$0.00
0200	0884007	88	0005		JV20PR080102000		8/26/20	2020	$8,058.00	$0.00
0200	0884007	88	0005		JV20PR080102000		8/26/20	2020	$10,061.04	$0.00
0200	0884007	88	0005		JV20PR080102000		8/26/20	2020	$24,503.56	$0.00
0200	0884007	88	0005		JV20PR081602000		9/17/20	2020	$8,058.00	$0.00
0200	0884007	88	0005		JV20PR081602000		9/17/20	2020	$21,412.30	$15.49
0200	0884007	88	0005		JV20PR090102000		9/21/20	2020	$8,058.00	$0.00
0200	0884007	88	0005		JV20PR090102000		9/21/20	2020	$22,662.19	$0.00
0200	0884007	88	0005		JV20PR091602000		10/6/20	2020	$8,058.00	$0.00
0200	0884007	88	0005		JV20PR091602000		10/6/20	2020	$22,548.43	$0.00
0200	0884007	88	0005		JV20PR100102000		10/20/20	2020	$8,058.00	$0.00
0200	0884007	88	0005		JV20PR100102000		10/20/20	2020	$22,980.68	$0.00
0200	0884007	88	0005		JV20PR101602000		11/13/20	2020	$8,058.00	$0.00
0200	0884007	88	0005		JV20PR101602000		11/13/20	2020	$22,969.31	$0.00
0200	0884007	88	0005		JV20PR110102000		11/23/20	2020	$8,058.00	$0.00
0200	0884007	88	0005		JV20PR110102000		11/23/20	2020	$22,980.68	$0.00
0200	0884007	88	0005		JV20PR111602000		12/10/20	2020	$8,058.00	$0.00
0200	0884007	88	0005		JV20PR111602000		12/10/20	2020	$21,423.68	$0.00
0200	0884007	88	0005		JV20PR120102000		12/21/20	2020	$8,058.00	$0.00
0200	0884007	88	0005		JV20PR120102000		12/21/20	2020	$22,980.68	$0.00
0200	0884007	88	0005		JV20PR121602000		1/12/21	2020	$8,058.00	$0.00
0200	0884007	88	0005		JV20PR121602000		1/12/21	2020	$22,980.68	$18.33
0200	0884007	88	0005		JV21PR010102000		1/21/21	2020	$8,058.00	$0.00

0200	0884007	88	0005	220005	JV21PR010102000		1/21/21	2020	$24,503.56	$134.24
0200	0884009	88	0005		JV20PR011602000		3/9/20	2020	$8,340.00	$0.00
0200	0884009	88	0005		JV20PR011602000		3/9/20	2020	$45,371.74	$0.00
0200	0884009	88	0005		JV20PR020102000		3/13/20	2020	$8,340.00	$0.00
0200	0884009	88	0005		JV20PR020102000		3/13/20	2020	$47,628.30	$0.00
0200	0884009	88	0005		JV20PR021602000		3/14/20	2020	$8,340.00	$0.00
0200	0884009	88	0005		JV20PR021602000		3/14/20	2020	$42,420.58	$0.00
0200	0884009	88	0005		JV20PR030102000		3/20/20	2020	$8,340.00	$0.00
0200	0884009	88	0005		JV20PR030102000		3/20/20	2020	$41,902.50	$0.00
0200	0884009	88	0005		JV20PR031602000		4/9/20	2020	$8,340.00	$0.00
0200	0884009	88	0005		JV20PR031602000		4/9/20	2020	$43,088.40	$0.00
0200	0884009	88	0005		JV20PR040102000		4/20/20	2020	$8,340.00	$0.00
0200	0884009	88	0005		JV20PR040102000		4/20/20	2020	$48,217.97	$0.00
0200	0884009	88	0005		JV20PR041602000		5/27/20	2020	$8,340.00	$0.00
0200	0884009	88	0005		JV20PR041602000		5/27/20	2020	$45,312.72	$0.00
0200	0884009	88	0005		JV20PR050102000		5/27/20	2020	$5,014.50	$0.00
0200	0884009	88	0005		JV20PR050102000		5/27/20	2020	$44,335.59	$699.52
0200	0884009	88	0005		JV20PR051602000		6/10/20	2020	$7,735.36	$604.58
0200	0884009	88	0005		JV20PR051602000		6/10/20	2020	$44,659.11	$0.00
0200	0884009	88	0005		JV20PR060102000		6/19/20	2020	$8,340.00	$0.00
0200	0884009	88	0005		JV20PR060102000		6/19/20	2020	$43,841.47	$0.00
0200	0884009	88	0005		JV20PR061602000		7/17/20	2020	$8,340.00	$0.00
0200	0884009	88	0005		JV20PR061602000		7/17/20	2020	$45,365.18	$0.00
0200	0884009	88	0005		JV20PR070102000		7/20/20	2020	$8,340.00	$0.00
0200	0884009	88	0005		JV20PR070102000		7/20/20	2020	$45,279.72	$0.00
0200	0884009	88	0005		JV20PR071602000		8/26/20	2020	$8,340.00	$0.00
0200	0884009	88	0005		JV20PR071602000		8/26/20	2020	$45,714.52	$0.00
0200	0884009	88	0005		JV20PR080102000		8/26/20	2020	$8,340.00	$0.00
0200	0884009	88	0005		JV20PR080102000		8/26/20	2020	$46,147.34	$0.00
0200	0884009	88	0005		JV20PR081602000		9/17/20	2020	$8,340.00	$0.00
0200	0884009	88	0005		JV20PR081602000		9/17/20	2020	$47,668.20	$0.00
0200	0884009	88	0005		JV20PR090102000		9/21/20	2020	$8,340.00	$0.00
0200	0884009	88	0005		JV20PR090102000		9/21/20	2020	$43,015.00	$0.00
0200	0884009	88	0005		JV20PR091602000		10/6/20	2020	$8,547.50	$0.00
0200	0884009	88	0005		JV20PR091602000		10/6/20	2020	$41,343.34	$0.00
0200	0884009	88	0005		JV20PR100102000		10/20/20	2020	$8,547.50	$0.00
0200	0884009	88	0005		JV20PR100102000		10/20/20	2020	$41,989.36	$0.00
0200	0884009	88	0005		JV20PR101602000		11/13/20	2020	$8,547.50	$0.00
0200	0884009	88	0005		JV20PR101602000		11/13/20	2020	$40,266.64	$0.00

0200	0884009	88	0005	220005	JV20PR110102000		11/23/20	2020	$8,547.50	$0.00
0200	0884009	88	0005		JV20PR110102000		11/23/20	2020	$41,030.32	$0.00
0200	0884009	88	0005		JV20PR111602000		12/10/20	2020	$8,547.50	$0.00
0200	0884009	88	0005		JV20PR111602000		12/10/20	2020	$38,859.24	$0.00
0200	0884009	88	0005		JV20PR120102000		12/21/20	2020	$8,547.50	$0.00
0200	0884009	88	0005		JV20PR120102000		12/21/20	2020	$42,431.14	$0.00
0200	0884009	88	0005		JV20PR121602000		1/12/21	2020	$12,424.00	$0.00
0200	0884009	88	0005		JV20PR121602000		1/12/21	2020	$41,294.50	$0.00
0200	0884009	88	0005		JV21PR010102000		1/21/21	2020	$12,631.50	$0.00
0200	0884009	88	0005		JV21PR010102000		1/21/21	2020	$45,367.90	$710.40
0200	0884011	88	0005		JV20PR011602000		3/9/20	2020	$2,364.50	$0.00
0200	0884011	88	0005		JV20PR011602000		3/9/20	2020	$2,210,489.30	$0.00
0200	0884011	88	0005		JV20PR020102000		3/13/20	2020	$2,364.50	$0.00
0200	0884011	88	0005		JV20PR020102000		3/13/20	2020	$7,344.00	$0.00
0200	0884011	88	0005		JV20PR020102000		3/13/20	2020	$2,371,876.78	$0.00
0200	0884011	88	0005		JV20PR021602000		3/14/20	2020	$2,364.50	$0.00
0200	0884011	88	0005		JV20PR021602000		3/14/20	2020	$7,170.08	$0.00
0200	0884011	88	0005		JV20PR021602000		3/14/20	2020	$1,998,301.98	$816.00
0200	0884011	88	0005		JV20PR030102000		3/20/20	2020	$2,364.50	$0.00
0200	0884011	88	0005		JV20PR030102000		3/20/20	2020	$1,975,930.14	$758.56
0200	0884011	88	0005		JV20PR031602000		4/9/20	2020	$2,364.50	$0.00
0200	0884011	88	0005		JV20PR031602000		4/9/20	2020	$19,652.00	$0.00
0200	0884011	88	0005		JV20PR031602000		4/9/20	2020	$1,982,149.32	$0.00
0200	0884011	88	0005		JV20PR040102000		4/20/20	2020	$2,364.50	$0.00
0200	0884011	88	0005		JV20PR040102000		4/20/20	2020	$23,084.16	$0.00
0200	0884011	88	0005		JV20PR040102000		4/20/20	2020	$2,322,102.83	$306.04
0200	0884011	88	0005		JV20PR041602000		5/27/20	2020	$2,364.50	$0.00
0200	0884011	88	0005		JV20PR041602000		5/27/20	2020	$14,810.40	$3,848.80
0200	0884011	88	0005		JV20PR041602000		5/27/20	2020	$2,147,533.67	$6,263.28
0200	0884011	88	0005		JV20PR050102000		5/27/20	2020	$2,364.50	$1,504.77
0200	0884011	88	0005		JV20PR050102000		5/27/20	2020	$2,996.00	$0.00
0200	0884011	88	0005		JV20PR050102000		5/27/20	2020	$2,128,145.08	$5,386.80
0200	0884011	88	0005		JV20PR051602000		6/10/20	2020	$1,091.31	$0.00
0200	0884011	88	0005		JV20PR051602000		6/10/20	2020	$2,146,210.29	$25,006.54
0200	0884011	88	0005		JV20PR060102000		6/19/20	2020	$1,969,401.53	$3,094.53
0200	0884011	88	0005		JV20PR061602000		7/17/20	2020	$14,644.00	$0.00
0200	0884011	88	0005		JV20PR061602000		7/17/20	2020	$2,119,789.92	$6,113.30
0200	0884011	88	0005		JV20PR070102000		7/20/20	2020	$7,752.00	$0.00
0200	0884011	88	0005		JV20PR070102000		7/20/20	2020	$2,111,641.54	$1,985.33

0200	0884011	88	0005	220005	JV20PR071602000		8/26/20	2020	$2,110,335.29	$178.28
0200	0884011	88	0005		JV20PR080102000		8/26/20	2020	$81,557.36	$0.00
0200	0884011	88	0005		JV20PR080102000		8/26/20	2020	$2,286,404.73	$26.05
0200	0884011	88	0005		JV20PR081602000		9/17/20	2020	$1,961,406.30	$7,108.16
0200	0884011	88	0005		JV20PR090102000		9/21/20	2020	$10,124.40	$0.00
0200	0884011	88	0005		JV20PR090102000		9/21/20	2020	$2,120,490.67	$3,639.30
0200	0884011	88	0005		JV20PR091602000		10/6/20	2020	$12,172.40	$0.00
0200	0884011	88	0005		JV20PR091602000		10/6/20	2020	$2,087,722.15	$3,023.63
0200	0884011	88	0005		JV20PR100102000		10/20/20	2020	$2,070,110.89	$1,126.40
0200	0884011	88	0005		JV20PR101602000		11/13/20	2020	$2,075,034.40	$748.85
0200	0884011	88	0005		JV20PR110102000		11/23/20	2020	$5,418.40	$0.00
0200	0884011	88	0005		JV20PR110102000		11/23/20	2020	$2,086,058.44	$8,252.55
0200	0884011	88	0005		JV20PR111602000		12/10/20	2020	$27,472.40	$0.00
0200	0884011	88	0005		JV20PR111602000		12/10/20	2020	$1,900,166.18	$1,010.43
0200	0884011	88	0005		JV20PR120102000		12/21/20	2020	$2,063,179.25	$2,639.60
0200	0884011	88	0005		JV20PR121602000		1/12/21	2020	$0.01	$0.00
0200	0884011	88	0005		JV20PR121602000		1/12/21	2020	$2,056,899.80	$2,595.03
0200	0884011	88	0005		JV21PR010102000		1/21/21	2020	$2,220,752.70	$7,252.00
				220005			**Sum:**		**$151,853,884.63**	**$1,438,161.96**

Fund Code	Cost Center Code	Department Code	Appropriation Code	Account Code	Transaction Reference	Vendor Reference	Posted Date	Year	JE Line Debits	JE Line Credits
0200	0354126	35	0005	220008	JV20PR121602000		1/12/21	2020	$1,350.40	$0.00
0200	0883010	88	0005		JV20PR121602000		1/12/21	2020	$4.26	$0.00
0200	0883265	88	0005		JV20PR121602000		1/12/21	2020	$3.38	$0.00
0200	0883265	88	0005		JV20PR121602000		1/12/21	2020	$1,305.35	$0.00
				220008			**Sum:**		**$2,663.39**	**$0.00**

Fund Code	Cost Center Code	Department Code	Appropriation Code	Account Code	Transaction Reference	Vendor Reference	Posted Date	Year	JE Line Debits	JE Line Credits
0200	0383222	38	0020	220020	JV20PR011602000		3/9/20	2020	$53,443.68	$0.00
0200	0383222	38	0020		JV20PR020102000		3/13/20	2020	$50,443.87	$0.00
0200	0383222	38	0020		JV20PR021602000		3/14/20	2020	$15,762.78	$0.00
0200	0383222	38	0020		JV20PR030102000		3/20/20	2020	$6,599.10	$0.00
0200	0383222	38	0020		JV20PR031602000		4/9/20	2020	$2,573.64	$0.00
0200	0383222	38	0020		JV20PR040102000		4/20/20	2020	$7,144.71	$0.00
0200	0383222	38	0020		JV20PR041602000		5/27/20	2020	$7,881.08	$0.00
0200	0383222	38	0020		JV20PR050102000		5/27/20	2020	$5,733.18	$0.00
0200	0383222	38	0020		JV20PR051602000		6/10/20	2020	$4,004.64	$0.00
0200	0383222	38	0020		JV20PR060102000		6/19/20	2020	$16,492.17	$0.00
0200	0383222	38	0020		JV20PR061602000		7/17/20	2020	$40,246.82	$0.00

0200	0383222	38	0020	220020	JV20PR070102000		7/20/20	2020	$2,104.87	$0.00
0200	0383222	38	0020		JV20PR071602000		8/26/20	2020	$4,543.37	$0.00
0200	0383222	38	0020		JV20PR080102000		8/26/20	2020	$606.10	$0.00
0200	0383222	38	0020		JV20PR081602000		9/17/20	2020	$4,641.14	$0.00
0200	0383222	38	0020		JV20PR090102000		9/21/20	2020	$32,845.31	$0.00
0200	0383222	38	0020		JV20PR091602000		10/6/20	2020	$21,510.07	$0.00
0200	0383222	38	0020		JV20PR100102000		10/20/20	2020	$25,781.27	$0.00
0200	0383222	38	0020		JV20PR101602000		11/13/20	2020	$15,982.19	$0.00
0200	0383222	38	0020		JV20PR110102000		11/23/20	2020	$24,655.74	$0.00
0200	0383222	38	0020		JV20PR111602000		12/10/20	2020	$15,996.03	$0.00
0200	0383222	38	0020		JV20PR120102000		12/21/20	2020	$25,150.06	$0.00
0200	0383222	38	0020		JV20PR121602000		1/12/21	2020	$22,916.59	$0.00
0200	0383222	38	0020		JV21PR010102000		1/21/21	2020	$9,512.77	$0.00
0200	0673215	67	0020		JV20PR061602000		7/17/20	2020	$636.13	$0.00
0200	0674110	67	0020		JV20PR011602000		3/9/20	2020	$8,362.42	$0.00
0200	0674110	67	0020		JV20PR021602000		3/14/20	2020	$636.13	$0.00
0200	0674110	67	0020		JV20PR041602000		5/27/20	2020	$477.10	$0.00
0200	0674110	67	0020		JV20PR061602000		7/17/20	2020	$4,883.34	$0.00
0200	0674110	67	0020		JV20PR120102000		12/21/20	2020	$81.06	$0.00
0200	0674110	67	0020		JV20PR121602000		1/12/21	2020	$121.59	$0.00
0200	0674272	67	0020		JV20PR061602000		7/17/20	2020	$8,037.46	$0.00
0200	0882010	88	0020		JV20GP099360000		9/29/20	2020	$0.00	$12,345.00
0200	0882020	88	0020		JV20GP099360000		9/29/20	2020	$0.00	$89,038.00
0200	0882025	88	0020		JV20GP099360000		9/29/20	2020	$0.00	$59,511.00
0200	0883065	88	0020		JV20PR011602000		3/9/20	2020	$7,654.70	$0.00
0200	0883065	88	0020		JV20PR020102000		3/13/20	2020	$4,509.96	$0.00
0200	0883065	88	0020		JV20PR020102000		3/13/20	2020	$18,095.08	$0.00
0200	0883065	88	0020		JV20PR021602000		3/14/20	2020	$8,570.13	$0.00
0200	0883065	88	0020		JV20PR030102000		3/20/20	2020	$7,919.47	$0.00
0200	0883065	88	0020		JV20PR031602000		4/9/20	2020	$8,529.37	$0.00
0200	0883065	88	0020		JV20PR040102000		4/20/20	2020	$9,557.47	$0.00
0200	0883065	88	0020		JV20PR041602000		5/27/20	2020	$16,707.48	$0.00
0200	0883065	88	0020		JV20PR050102000		5/27/20	2020	$18,924.57	$0.00
0200	0883065	88	0020		JV20PR051602000		6/10/20	2020	$17,255.47	$0.00
0200	0883065	88	0020		JV20PR060102000		6/19/20	2020	$23,202.28	$0.00
0200	0883065	88	0020		JV20PR061602000		7/17/20	2020	$27,396.22	$0.00
0200	0883065	88	0020		JV20PR070102000		7/20/20	2020	$10,678.42	$0.00
0200	0883065	88	0020		JV20PR071602000		8/26/20	2020	$11,946.00	$0.00
0200	0883065	88	0020		JV20PR080102000		8/26/20	2020	$6,812.86	$0.00

0200	0883065	88	0020	220020	JV20PR081602000		9/17/20	2020	$16,528.06	$0.00
0200	0883065	88	0020		JV20PR090102000		9/21/20	2020	$44,180.74	$0.00
0200	0883065	88	0020		JV20PR091602000		10/6/20	2020	$25,935.60	$0.00
0200	0883065	88	0020		JV20PR100102000		10/20/20	2020	$31,277.34	$0.00
0200	0883065	88	0020		JV20PR101602000		11/13/20	2020	$10,729.22	$0.00
0200	0883065	88	0020		JV20PR110102000		11/23/20	2020	$2,203.39	$0.00
0200	0883065	88	0020		JV20PR110102000		11/23/20	2020	$14,377.68	$0.00
0200	0883065	88	0020		JV20PR111602000		12/10/20	2020	$34,197.94	$0.00
0200	0883065	88	0020		JV20PR120102000		12/21/20	2020	$2,312.73	$0.00
0200	0883065	88	0020		JV20PR120102000		12/21/20	2020	$13,165.64	$0.00
0200	0883065	88	0020		JV20PR121602000		1/12/21	2020	$2,637.72	$0.00
0200	0883065	88	0020		JV20PR121602000		1/12/21	2020	$13,419.70	$0.00
0200	0883065	88	0020		JV21PR010102000		1/21/21	2020	$15,422.23	$0.00
0200	0883072	88	0020		JV20PR031602000		4/9/20	2020	$536.63	$0.00
0200	0883075	88	0020		JV20PR011602000		3/9/20	2020	$5,365.72	$0.00
0200	0883075	88	0020		JV20PR020102000		3/13/20	2020	$6,611.12	$0.00
0200	0883075	88	0020		JV20PR021602000		3/14/20	2020	$1,860.69	$0.00
0200	0883075	88	0020		JV20PR030102000		3/20/20	2020	$87.68	$0.00
0200	0883075	88	0020		JV20PR031602000		4/9/20	2020	$8,147.96	$0.00
0200	0883075	88	0020		JV20PR040102000		4/20/20	2020	$2,770.56	$0.00
0200	0883075	88	0020		JV20PR041602000		5/27/20	2020	$1,735.99	$0.00
0200	0883075	88	0020		JV20PR050102000		5/27/20	2020	$847.54	$0.00
0200	0883075	88	0020		JV20PR051602000		6/10/20	2020	$2,256.20	$0.00
0200	0883075	88	0020		JV20PR060102000		6/19/20	2020	$8,466.50	$0.00
0200	0883075	88	0020		JV20PR061602000		7/17/20	2020	$537.75	$0.00
0200	0883075	88	0020		JV20PR070102000		7/20/20	2020	$17.54	$0.00
0200	0883075	88	0020		JV20PR071602000		8/26/20	2020	$7,078.30	$0.00
0200	0883075	88	0020		JV20PR080102000		8/26/20	2020	$26.30	$0.00
0200	0883075	88	0020		JV20PR081602000		9/17/20	2020	$8.77	$0.00
0200	0883075	88	0020		JV20PR091602000		10/6/20	2020	$6,172.32	$0.00
0200	0883075	88	0020		JV20PR100102000		10/20/20	2020	$46.76	$0.00
0200	0883075	88	0020		JV20PR101602000		11/13/20	2020	$6,552.26	$0.00
0200	0883075	88	0020		JV20PR110102000		11/23/20	2020	$3,673.62	$0.00
0200	0883075	88	0020		JV20PR111602000		12/10/20	2020	$3,609.32	$0.00
0200	0883075	88	0020		JV20PR120102000		12/21/20	2020	$8,339.34	$0.00
0200	0883075	88	0020		JV20PR121602000		1/12/21	2020	$3,945.42	$0.00
0200	0883075	88	0020		JV21PR010102000		1/21/21	2020	$10,412.91	$0.00
0200	0883203	88	0020		JV20PR011602000		3/9/20	2020	$2,864.18	$0.00
0200	0883203	88	0020		JV20PR011602000		3/9/20	2020	$4,404.44	$0.00

0200	0883203	88	0020	220020	JV20PR020102000		3/13/20	2020	$6,351.13	$0.00
0200	0883203	88	0020		JV20PR020102000		3/13/20	2020	$4,414.66	$0.00
0200	0883203	88	0020		JV20PR021602000		3/14/20	2020	$760.87	$0.00
0200	0883203	88	0020		JV20PR021602000		3/14/20	2020	$5,234.10	$0.00
0200	0883203	88	0020		JV20PR030102000		3/20/20	2020	$3,013.42	$0.00
0200	0883203	88	0020		JV20PR030102000		3/20/20	2020	$4,342.98	$0.00
0200	0883203	88	0020		JV20PR031602000		4/9/20	2020	$4,742.53	$0.00
0200	0883203	88	0020		JV20PR031602000		4/9/20	2020	$5,654.06	$0.00
0200	0883203	88	0020		JV20PR040102000		4/20/20	2020	$2,061.71	$0.00
0200	0883203	88	0020		JV20PR101602000		11/13/20	2020	$1,434.00	$0.00
0200	0883203	88	0020		JV20PR110102000		11/23/20	2020	$1,003.80	$0.00
0200	0883205	88	0020		JV20PR011602000		3/9/20	2020	$12,800.81	$0.00
0200	0883205	88	0020		JV20PR020102000		3/13/20	2020	$11,043.08	$0.00
0200	0883205	88	0020		JV20PR021602000		3/14/20	2020	$7,272.62	$0.00
0200	0883205	88	0020		JV20PR030102000		3/20/20	2020	$10,832.10	$0.00
0200	0883205	88	0020		JV20PR031602000		4/9/20	2020	$6,164.37	$0.00
0200	0883205	88	0020		JV20PR040102000		4/20/20	2020	$3,894.81	$0.00
0200	0883205	88	0020		JV20PR041602000		5/27/20	2020	$501.61	$0.00
0200	0883205	88	0020		JV20PR050102000		5/27/20	2020	$4,589.10	$0.00
0200	0883205	88	0020		JV20PR051602000		6/10/20	2020	$2,643.09	$0.00
0200	0883205	88	0020		JV20PR060102000		6/19/20	2020	$6,656.03	$0.00
0200	0883205	88	0020		JV20PR061602000		7/17/20	2020	$14,940.78	$0.00
0200	0883205	88	0020		JV20PR070102000		7/20/20	2020	$8,653.56	$0.00
0200	0883205	88	0020		JV20PR071602000		8/26/20	2020	$1,462.69	$0.00
0200	0883205	88	0020		JV20PR080102000		8/26/20	2020	$1,187.54	$0.00
0200	0883205	88	0020		JV20PR081602000		9/17/20	2020	$2,664.23	$0.00
0200	0883205	88	0020		JV20PR090102000		9/21/20	2020	$2,460.07	$0.00
0200	0883205	88	0020		JV20PR091602000		10/6/20	2020	$2,431.90	$0.00
0200	0883205	88	0020		JV20PR100102000		10/20/20	2020	$1,163.87	$0.00
0200	0883205	88	0020		JV20PR101602000		11/13/20	2020	$1,567.23	$0.00
0200	0883205	88	0020		JV20PR110102000		11/23/20	2020	$1,551.71	$0.00
0200	0883205	88	0020		JV20PR111602000		12/10/20	2020	$3,090.78	$0.00
0200	0883205	88	0020		JV20PR120102000		12/21/20	2020	$8,601.03	$0.00
0200	0883205	88	0020		JV20PR121602000		1/12/21	2020	$1,850.93	$0.00
0200	0883205	88	0020		JV21PR010102000		1/21/21	2020	$4,716.77	$0.00
0200	0883210	88	0020		JV20PR011602000		3/9/20	2020	$150,702.98	$856.80
0200	0883210	88	0020		JV20PR020102000		3/13/20	2020	$152,903.43	$0.00
0200	0883210	88	0020		JV20PR021602000		3/14/20	2020	$108,350.78	$0.00
0200	0883210	88	0020		JV20PR030102000		3/20/20	2020	$104,517.48	$765.00

0200	0883210	88	0020	220020	JV20PR031602000		4/9/20	2020	$151,082.53	$428.40
0200	0883210	88	0020		JV20PR040102000		4/20/20	2020	$89,346.04	$0.00
0200	0883210	88	0020		JV20PR041602000		5/27/20	2020	$104,040.87	$428.40
0200	0883210	88	0020		JV20PR050102000		5/27/20	2020	$102,982.05	$0.00
0200	0883210	88	0020		JV20PR051602000		6/10/20	2020	$91,560.27	$856.80
0200	0883210	88	0020		JV20PR060102000		6/19/20	2020	$142,671.74	$0.00
0200	0883210	88	0020		JV20PR061602000		7/17/20	2020	$102,058.79	$2,370.16
0200	0883210	88	0020		JV20PR070102000		7/20/20	2020	$97,238.01	$0.00
0200	0883210	88	0020		JV20PR071602000		8/26/20	2020	$163,621.07	$684.48
0200	0883210	88	0020		JV20PR080102000		8/26/20	2020	$113,817.72	$1,368.96
0200	0883210	88	0020		JV20PR081602000		9/17/20	2020	$116,056.51	$884.72
0200	0883210	88	0020		JV20PR090102000		9/21/20	2020	$133,899.62	$0.00
0200	0883210	88	0020		JV20PR091602000		10/6/20	2020	$138,700.28	$0.00
0200	0883210	88	0020		JV20PR100102000		10/20/20	2020	$81,192.13	$142.80
0200	0883210	88	0020		JV20PR101602000		11/13/20	2020	$133,012.90	$0.00
0200	0883210	88	0020		JV20PR110102000		11/23/20	2020	$93,090.12	$142.80
0200	0883210	88	0020		JV20PR111602000		12/10/20	2020	$116,472.54	$0.00
0200	0883210	88	0020		JV20PR120102000		12/21/20	2020	$182,341.39	$0.00
0200	0883210	88	0020		JV20PR121602000		1/12/21	2020	$185,474.40	$0.00
0200	0883210	88	0020		JV21PR010102000		1/21/21	2020	$277,041.49	$1,359.40
0200	0883215	88	0020		JV20PR011602000		3/9/20	2020	$269,836.55	$488.64
0200	0883215	88	0020		JV20PR020102000		3/13/20	2020	$282,645.23	$1,356.12
0200	0883215	88	0020		JV20PR021602000		3/14/20	2020	$223,409.90	$142.80
0200	0883215	88	0020		JV20PR030102000		3/20/20	2020	$241,033.34	$1,213.32
0200	0883215	88	0020		JV20PR031602000		4/9/20	2020	$264,876.59	$0.00
0200	0883215	88	0020		JV20PR040102000		4/20/20	2020	$196,925.19	$0.00
0200	0883215	88	0020		JV20PR041602000		5/27/20	2020	$208,168.83	$176.09
0200	0883215	88	0020		JV20PR050102000		5/27/20	2020	$222,224.66	$0.00
0200	0883215	88	0020		JV20PR051602000		6/10/20	2020	$198,191.71	$819.60
0200	0883215	88	0020		JV20PR060102000		6/19/20	2020	$256,560.26	$0.00
0200	0883215	88	0020		JV20PR061602000		7/17/20	2020	$211,741.12	$342.24
0200	0883215	88	0020		JV20PR070102000		7/20/20	2020	$183,638.00	$591.12
0200	0883215	88	0020		JV20PR071602000		8/26/20	2020	$235,225.11	$0.00
0200	0883215	88	0020		JV20PR080102000		8/26/20	2020	$294,132.35	$622.20
0200	0883215	88	0020		JV20PR081602000		9/17/20	2020	$191,162.69	$0.00
0200	0883215	88	0020		JV20PR090102000		9/21/20	2020	$219,947.67	$395.58
0200	0883215	88	0020		JV20PR091602000		10/6/20	2020	$223,897.40	$0.00
0200	0883215	88	0020		JV20PR100102000		10/20/20	2020	$188,651.98	$0.00
0200	0883215	88	0020		JV20PR101602000		11/13/20	2020	$255,681.03	$0.00

0200	0883215	88	0020	220020	JV20PR110102000		11/23/20	2020	$238,970.87	$0.00
0200	0883215	88	0020		JV20PR111602000		12/10/20	2020	$249,471.32	$419.60
0200	0883215	88	0020		JV20PR120102000		12/21/20	2020	$273,087.08	$0.00
0200	0883215	88	0020		JV20PR121602000		1/12/21	2020	$283,600.60	$0.00
0200	0883215	88	0020		JV21PR010102000		1/21/21	2020	$345,065.39	$0.00
0200	0883263	88	0020		JV20PR011602000		3/9/20	2020	$16,599.22	$0.00
0200	0883263	88	0020		JV20PR020102000		3/13/20	2020	$23,742.85	$0.00
0200	0883263	88	0020		JV20PR021602000		3/14/20	2020	$14,863.38	$0.00
0200	0883263	88	0020		JV20PR030102000		3/20/20	2020	$15,374.45	$0.00
0200	0883263	88	0020		JV20PR031602000		4/9/20	2020	$15,308.77	$0.00
0200	0883263	88	0020		JV20PR040102000		4/20/20	2020	$10,113.70	$0.00
0200	0883263	88	0020		JV20PR041602000		5/27/20	2020	$14,225.26	$0.00
0200	0883263	88	0020		JV20PR050102000		5/27/20	2020	$8,665.75	$0.00
0200	0883263	88	0020		JV20PR051602000		6/10/20	2020	$8,360.60	$0.00
0200	0883263	88	0020		JV20PR060102000		6/19/20	2020	$15,674.93	$0.00
0200	0883263	88	0020		JV20PR061602000		7/17/20	2020	$13,453.68	$0.00
0200	0883263	88	0020		JV20PR070102000		7/20/20	2020	$12,861.84	$0.00
0200	0883263	88	0020		JV20PR071602000		8/26/20	2020	$12,173.91	$0.00
0200	0883263	88	0020		JV20PR080102000		8/26/20	2020	$14,501.81	$0.00
0200	0883263	88	0020		JV20PR081602000		9/17/20	2020	$20,727.86	$0.00
0200	0883263	88	0020		JV20PR090102000		9/21/20	2020	$21,179.01	$0.00
0200	0883263	88	0020		JV20PR091602000		10/6/20	2020	$13,317.63	$0.00
0200	0883263	88	0020		JV20PR100102000		10/20/20	2020	$18,917.91	$0.00
0200	0883263	88	0020		JV20PR101602000		11/13/20	2020	$15,175.88	$0.00
0200	0883263	88	0020		JV20PR110102000		11/23/20	2020	$17,248.56	$0.00
0200	0883263	88	0020		JV20PR111602000		12/10/20	2020	$22,713.63	$0.00
0200	0883263	88	0020		JV20PR120102000		12/21/20	2020	$9,761.53	$0.00
0200	0883263	88	0020		JV20PR121602000		1/12/21	2020	$18,210.31	$0.00
0200	0883263	88	0020		JV21PR010102000		1/21/21	2020	$28,665.89	$0.00
0200	0883265	88	0020		JV20PR011602000		3/9/20	2020	$26,186.94	$0.00
0200	0883265	88	0020		JV20PR020102000		3/13/20	2020	$48,750.44	$253.95
0200	0883265	88	0020		JV20PR021602000		3/14/20	2020	$21,612.13	$582.60
0200	0883265	88	0020		JV20PR030102000		3/20/20	2020	$14,325.82	$0.00
0200	0883265	88	0020		JV20PR031602000		4/9/20	2020	$17,808.13	$0.00
0200	0883265	88	0020		JV20PR040102000		4/20/20	2020	$22,953.13	$0.00
0200	0883265	88	0020		JV20PR041602000		5/27/20	2020	$38,620.27	$0.00
0200	0883265	88	0020		JV20PR050102000		5/27/20	2020	$47,860.50	$0.00
0200	0883265	88	0020		JV20PR051602000		6/10/20	2020	$40,342.53	$0.00
0200	0883265	88	0020		JV20PR060102000		6/19/20	2020	$26,647.21	$0.00

0200	0883265	88	0020	220020	JV20PR061602000		7/17/20	2020	$45,370.83	$0.00
0200	0883265	88	0020		JV20PR070102000		7/20/20	2020	$13,286.58	$0.00
0200	0883265	88	0020		JV20PR071602000		8/26/20	2020	$12,736.92	$0.00
0200	0883265	88	0020		JV20PR080102000		8/26/20	2020	$13,962.13	$0.00
0200	0883265	88	0020		JV20PR081602000		9/17/20	2020	$23,584.08	$0.00
0200	0883265	88	0020		JV20PR090102000		9/21/20	2020	$28,882.43	$0.00
0200	0883265	88	0020		JV20PR091602000		10/6/20	2020	$25,567.03	$0.00
0200	0883265	88	0020		JV20PR100102000		10/20/20	2020	$42,301.41	$0.00
0200	0883265	88	0020		JV20PR101602000		11/13/20	2020	$16,852.24	$139.46
0200	0883265	88	0020		JV20PR110102000		11/23/20	2020	$29,699.26	$0.00
0200	0883265	88	0020		JV20PR111602000		12/10/20	2020	$59,082.88	$0.00
0200	0883265	88	0020		JV20PR120102000		12/21/20	2020	$34,963.03	$0.00
0200	0883265	88	0020		JV20PR121602000		1/12/21	2020	$45,685.47	$0.00
0200	0883265	88	0020		JV21PR010102000		1/21/21	2020	$52,026.59	$0.00
0200	0883345	88	0020		JV20PR020102000		3/13/20	2020	$1,033.71	$0.00
0200	0883345	88	0020		JV20PR021602000		3/14/20	2020	$827.90	$0.00
0200	0883345	88	0020		JV20PR030102000		3/20/20	2020	$357.82	$0.00
0200	0883345	88	0020		JV20PR031602000		4/9/20	2020	$425.65	$0.00
0200	0883345	88	0020		JV20PR040102000		4/20/20	2020	$810.75	$0.00
0200	0883345	88	0020		JV20PR050102000		5/27/20	2020	$567.53	$0.00
0200	0883345	88	0020		JV20PR051602000		6/10/20	2020	$145.50	$0.00
0200	0883345	88	0020		JV20PR051602000		6/10/20	2020	$851.29	$0.00
0200	0883345	88	0020		JV20PR060102000		6/19/20	2020	$145.50	$0.00
0200	0883345	88	0020		JV20PR060102000		6/19/20	2020	$202.69	$0.00
0200	0883345	88	0020		JV20PR061602000		7/17/20	2020	$4,705.17	$0.00
0200	0883345	88	0020		JV20PR070102000		7/20/20	2020	$141.88	$0.00
0200	0883345	88	0020		JV20PR081602000		9/17/20	2020	$661.20	$0.00
0200	0883345	88	0020		JV20PR090102000		9/21/20	2020	$3,543.60	$0.00
0200	0883345	88	0020		JV20PR090102000		9/21/20	2020	$3,846.41	$0.00
0200	0883345	88	0020		JV20PR091602000		10/6/20	2020	$10,758.28	$0.00
0200	0883345	88	0020		JV20PR091602000		10/6/20	2020	$1,611.68	$0.00
0200	0883345	88	0020		JV20PR100102000		10/20/20	2020	$15,409.84	$0.00
0200	0883345	88	0020		JV20PR100102000		10/20/20	2020	$3,209.05	$0.00
0200	0883345	88	0020		JV20PR101602000		11/13/20	2020	$12,635.48	$0.00
0200	0883345	88	0020		JV20PR110102000		11/23/20	2020	$37.20	$0.00
0200	0883345	88	0020		JV20PR110102000		11/23/20	2020	$826.50	$0.00
0200	0883345	88	0020		JV20PR111602000		12/10/20	2020	$20,084.27	$0.00
0200	0883345	88	0020		JV20PR111602000		12/10/20	2020	$3,286.93	$0.00
0200	0883345	88	0020		JV20PR120102000		12/21/20	2020	$595.25	$0.00

0200	0883345	88	0020	220020	JV20PR121602000		1/12/21	2020	$1,860.73	$0.00
0200	0883345	88	0020		JV20PR121602000		1/12/21	2020	$702.53	$0.00
0200	0883350	88	0020		JV20PR011602000		3/9/20	2020	$3,587.38	$0.00
0200	0883350	88	0020		JV20PR020102000		3/13/20	2020	$9,392.07	$0.00
0200	0883350	88	0020		JV20PR021602000		3/14/20	2020	$6,824.29	$0.00
0200	0883350	88	0020		JV20PR030102000		3/20/20	2020	$6,926.63	$0.00
0200	0883350	88	0020		JV20PR031602000		4/9/20	2020	$5,323.39	$0.00
0200	0883350	88	0020		JV20PR040102000		4/20/20	2020	$2,622.80	$0.00
0200	0883350	88	0020		JV20PR041602000		5/27/20	2020	$4,351.08	$0.00
0200	0883350	88	0020		JV20PR050102000		5/27/20	2020	$6,934.40	$0.00
0200	0883350	88	0020		JV20PR051602000		6/10/20	2020	$5,023.55	$0.00
0200	0883350	88	0020		JV20PR060102000		6/19/20	2020	$3,891.35	$0.00
0200	0883350	88	0020		JV20PR061602000		7/17/20	2020	$8,778.32	$0.00
0200	0883350	88	0020		JV20PR070102000		7/20/20	2020	$4,517.12	$0.00
0200	0883350	88	0020		JV20PR071602000		8/26/20	2020	$2,819.10	$0.00
0200	0883350	88	0020		JV20PR080102000		8/26/20	2020	$3,439.58	$0.00
0200	0883350	88	0020		JV20PR081602000		9/17/20	2020	$15,385.42	$0.00
0200	0883350	88	0020		JV20PR090102000		9/21/20	2020	$55,575.05	$0.00
0200	0883350	88	0020		JV20PR091602000		10/6/20	2020	$27,480.99	$0.00
0200	0883350	88	0020		JV20PR100102000		10/20/20	2020	$59,921.25	$0.00
0200	0883350	88	0020		JV20PR101602000		11/13/20	2020	$3,165.84	$0.00
0200	0883350	88	0020		JV20PR110102000		11/23/20	2020	$13,418.37	$0.00
0200	0883350	88	0020		JV20PR111602000		12/10/20	2020	$58,367.09	$0.00
0200	0883350	88	0020		JV20PR120102000		12/21/20	2020	$9,219.56	$0.00
0200	0883350	88	0020		JV20PR121602000		1/12/21	2020	$5,356.90	$0.00
0200	0883350	88	0020		JV21PR010102000		1/21/21	2020	$6,350.27	$0.00
0200	0884001	88	0020		JV20PR020102000		3/13/20	2020	$3,590.57	$0.00
0200	0884001	88	0020		JV20PR021602000		3/14/20	2020	$675.88	$0.00
0200	0884001	88	0020		JV20PR030102000		3/20/20	2020	$1,943.13	$0.00
0200	0884001	88	0020		JV20PR031602000		4/9/20	2020	$3,822.71	$0.00
0200	0884001	88	0020		JV20PR040102000		4/20/20	2020	$1,192.74	$0.00
0200	0884001	88	0020		JV20PR041602000		5/27/20	2020	$2,067.42	$0.00
0200	0884001	88	0020		JV20PR050102000		5/27/20	2020	$960.37	$0.00
0200	0884001	88	0020		JV20PR061602000		7/17/20	2020	$2,544.50	$0.00
0200	0884001	88	0020		JV20PR071602000		8/26/20	2020	$1,403.03	$0.00
0200	0884001	88	0020		JV20PR080102000		8/26/20	2020	$1,192.74	$0.00
0200	0884001	88	0020		JV20PR081602000		9/17/20	2020	$1,596.49	$0.00
0200	0884001	88	0020		JV20PR091602000		10/6/20	2020	$3,215.40	$0.00
0200	0884001	88	0020		JV20PR100102000		10/20/20	2020	$648.48	$0.00

0200	0884001	88	0020	220020	JV20PR101602000		11/13/20	2020	$1,134.84	$0.00
0200	0884001	88	0020		JV20PR121602000		1/12/21	2020	$3,161.35	$0.00
0200	0884007	88	0020		JV20PR011602000		3/9/20	2020	$2,353.06	$0.00
0200	0884007	88	0020		JV20PR020102000		3/13/20	2020	$3,529.58	$0.00
0200	0884007	88	0020		JV20PR030102000		3/20/20	2020	$358.56	$0.00
0200	0884007	88	0020		JV20PR031602000		4/9/20	2020	$481.82	$0.00
0200	0884007	88	0020		JV20PR040102000		4/20/20	2020	$1,221.35	$0.00
0200	0884007	88	0020		JV20PR041602000		5/27/20	2020	$806.76	$0.00
0200	0884007	88	0020		JV20PR050102000		5/27/20	2020	$1,714.37	$0.00
0200	0884007	88	0020		JV20PR051602000		6/10/20	2020	$1,008.45	$0.00
0200	0884007	88	0020		JV20PR060102000		6/19/20	2020	$1,568.70	$0.00
0200	0884007	88	0020		JV20PR061602000		7/17/20	2020	$3,406.32	$0.00
0200	0884007	88	0020		JV20PR070102000		7/20/20	2020	$403.38	$0.00
0200	0884007	88	0020		JV20PR071602000		8/26/20	2020	$955.50	$0.00
0200	0884007	88	0020		JV20PR080102000		8/26/20	2020	$1,620.94	$0.00
0200	0884007	88	0020		JV20PR081602000		9/17/20	2020	$2,491.13	$0.00
0200	0884007	88	0020		JV20PR090102000		9/21/20	2020	$3,549.00	$0.00
0200	0884007	88	0020		JV20PR091602000		10/6/20	2020	$546.00	$0.00
0200	0884007	88	0020		JV20PR100102000		10/20/20	2020	$2,639.00	$0.00
0200	0884007	88	0020		JV20PR101602000		11/13/20	2020	$546.00	$0.00
0200	0884007	88	0020		JV20PR110102000		11/23/20	2020	$1,114.75	$0.00
0200	0884007	88	0020		JV20PR111602000		12/10/20	2020	$1,751.76	$0.00
0200	0884007	88	0020		JV20PR120102000		12/21/20	2020	$273.00	$0.00
0200	0884007	88	0020		JV20PR121602000		1/12/21	2020	$2,955.72	$0.00
0200	0884007	88	0020		JV21PR010102000		1/21/21	2020	$2,989.85	$0.00
0200	0884009	88	0020		JV20PR011602000		3/9/20	2020	$12,809.29	$0.00
0200	0884009	88	0020		JV20PR020102000		3/13/20	2020	$1,344.95	$0.00
0200	0884009	88	0020		JV20PR020102000		3/13/20	2020	$4,470.35	$0.00
0200	0884009	88	0020		JV20PR021602000		3/14/20	2020	$5,330.34	$0.00
0200	0884009	88	0020		JV20PR030102000		3/20/20	2020	$1,710.26	$0.00
0200	0884009	88	0020		JV20PR030102000		3/20/20	2020	$3,260.01	$0.00
0200	0884009	88	0020		JV20PR031602000		4/9/20	2020	$65.78	$0.00
0200	0884009	88	0020		JV20PR031602000		4/9/20	2020	$4,675.68	$0.00
0200	0884009	88	0020		JV20PR040102000		4/20/20	2020	$9,565.36	$0.00
0200	0884009	88	0020		JV20PR041602000		5/27/20	2020	$49.33	$0.00
0200	0884009	88	0020		JV20PR041602000		5/27/20	2020	$2,765.29	$0.00
0200	0884009	88	0020		JV20PR050102000		5/27/20	2020	$8,049.92	$0.00
0200	0884009	88	0020		JV20PR051602000		6/10/20	2020	$10,601.49	$0.00
0200	0884009	88	0020		JV20PR060102000		6/19/20	2020	$15,535.80	$0.00

0200	0884009	88	0020	220020	JV20PR061602000		7/17/20	2020	$707.12	$0.00
0200	0884009	88	0020		JV20PR061602000		7/17/20	2020	$4,854.44	$0.00
0200	0884009	88	0020		JV20PR070102000		7/20/20	2020	$3,144.34	$0.00
0200	0884009	88	0020		JV20PR071602000		8/26/20	2020	$9,633.93	$0.00
0200	0884009	88	0020		JV20PR080102000		8/26/20	2020	$13,045.98	$0.00
0200	0884009	88	0020		JV20PR081602000		9/17/20	2020	$16,048.00	$0.00
0200	0884009	88	0020		JV20PR090102000		9/21/20	2020	$11,102.00	$0.00
0200	0884009	88	0020		JV20PR091602000		10/6/20	2020	$14,772.49	$0.00
0200	0884009	88	0020		JV20PR100102000		10/20/20	2020	$15,476.43	$0.00
0200	0884009	88	0020		JV20PR101602000		11/13/20	2020	$14,174.70	$0.00
0200	0884009	88	0020		JV20PR110102000		11/23/20	2020	$15,355.13	$0.00
0200	0884009	88	0020		JV20PR111602000		12/10/20	2020	$11,794.80	$0.00
0200	0884009	88	0020		JV20PR120102000		12/21/20	2020	$10,026.60	$0.00
0200	0884009	88	0020		JV20PR121602000		1/12/21	2020	$10,323.00	$0.00
0200	0884009	88	0020		JV21PR010102000		1/21/21	2020	$766.78	$0.00
0200	0884009	88	0020		JV21PR010102000		1/21/21	2020	$15,708.78	$0.00
0200	0884011	88	0020		JV20PR011602000		3/9/20	2020	$320,545.17	$0.00
0200	0884011	88	0020		JV20PR020102000		3/13/20	2020	$482,016.28	$0.00
0200	0884011	88	0020		JV20PR021602000		3/14/20	2020	$307,667.76	$0.00
0200	0884011	88	0020		JV20PR030102000		3/20/20	2020	$250,913.32	$412.43
0200	0884011	88	0020		JV20PR031602000		4/9/20	2020	$222,828.03	$0.00
0200	0884011	88	0020		JV20PR040102000		4/20/20	2020	$293,858.40	$0.00
0200	0884011	88	0020		JV20PR041602000		5/27/20	2020	$322,990.06	$0.00
0200	0884011	88	0020		JV20PR050102000		5/27/20	2020	$293,300.71	$0.00
0200	0884011	88	0020		JV20PR051602000		6/10/20	2020	$319,025.14	$0.00
0200	0884011	88	0020		JV20PR060102000		6/19/20	2020	$482,325.79	$0.00
0200	0884011	88	0020		JV20PR061602000		7/17/20	2020	$593,683.05	$0.00
0200	0884011	88	0020		JV20PR070102000		7/20/20	2020	$301,132.83	$970.90
0200	0884011	88	0020		JV20PR071602000		8/26/20	2020	$264,821.50	$0.00
0200	0884011	88	0020		JV20PR080102000		8/26/20	2020	$258,566.21	$0.00
0200	0884011	88	0020		JV20PR081602000		9/17/20	2020	$513,521.01	$0.00
0200	0884011	88	0020		JV20PR090102000		9/21/20	2020	$670,215.59	$0.00
0200	0884011	88	0020		JV20PR091602000		10/6/20	2020	$507,163.87	$0.00
0200	0884011	88	0020		JV20PR100102000		10/20/20	2020	$580,738.71	$0.00
0200	0884011	88	0020		JV20PR101602000		11/13/20	2020	$248,880.52	$0.00
0200	0884011	88	0020		JV20PR110102000		11/23/20	2020	$316,038.78	$0.00
0200	0884011	88	0020		JV20PR111602000		12/10/20	2020	$576,811.12	$0.00
0200	0884011	88	0020		JV20PR120102000		12/21/20	2020	$305,519.13	$0.00
0200	0884011	88	0020		JV20PR121602000		1/12/21	2020	$289,659.46	$0.00

0200	0884011	88	0020	220020	JV21PR010102000		1/21/21	2020	$394,866.53	$3,274.50
				220020			**Sum:**		**$20,992,998.15**	**$183,383.87**

Fund Code	Cost Center Code	Department Code	Appropriation Code	Account Code	Transaction Reference	Vendor Reference	Posted Date	Year	JE Line Debits	JE Line Credits
0200	0994427	99	0029	220029	JV20GA010138633		1/30/20	2020	$501,547.00	$0.00
0200	0994427	99	0029		JV20GA020098667		2/7/20	2020	$501,547.00	$0.00
0200	0994427	99	0029		JV20GA03018		3/17/20	2020	$501,547.00	$0.00
0200	0994427	99	0029		JV20GA04138 - 1		8/3/20	2020	$501,547.00	$0.00
0200	0994427	99	0029		JV20GA05028 Adju		5/15/20	2020	$501,547.00	$0.00
0200	0994427	99	0029		JV20GA06022 ADJ		7/1/20	2020	$501,547.00	$0.00
0200	0994427	99	0029		JV20GA07032 ADJ		7/15/20	2020	$501,547.00	$0.00
0200	0994427	99	0029		JV20GA08036 Adju		8/28/20	2020	$501,547.00	$0.00
0200	0994427	99	0029		JV20GA09022 Adju		9/17/20	2020	$501,547.00	$0.00
0200	0994427	99	0029		JV20GA10101 ADJ		10/28/20	2020	$501,547.00	$0.00
0200	0994427	99	0029		JV20GA11026 A		11/18/20	2020	$501,547.00	$0.00
0200	0994427	99	0029		JV20GA12038 A		12/24/20	2020	$501,542.00	$0.00
				220029			**Sum:**		**$6,018,559.00**	**$0.00**

Fund Code	Cost Center Code	Department Code	Appropriation Code	Account Code	Transaction Reference	Vendor Reference	Posted Date	Year	JE Line Debits	JE Line Credits
0200	0994427	99	0042	220042	JV20GA010148642		1/30/20	2020	$1,214,336.00	$0.00
0200	0994427	99	0042		JV20GA020108669		2/7/20	2020	$1,214,336.00	$0.00
0200	0994427	99	0042		JV20GA03019 (2		3/17/20	2020	$1,214,336.00	$0.00
0200	0994427	99	0042		JV20GA04106 (2)		7/15/20	2020	$1,214,336.00	$0.00
0200	0994427	99	0042		JV20GA05029 Adju		5/15/20	2020	$1,214,336.00	$0.00
0200	0994427	99	0042		JV20GA06023 ADJ		7/1/20	2020	$1,214,336.00	$0.00
0200	0994427	99	0042		JV20GA07033		7/15/20	2020	$1,214,336.00	$0.00
0200	0994427	99	0042		JV20GA07128 H-1		9/16/20	2020	$0.00	$4,711,789.00
0200	0994427	99	0042		JV20GA07128 H-2		9/16/20	2020	$0.00	$1,351,037.00
0200	0994427	99	0042		JV20GA07129 H-1		9/16/20	2020	$1,880,172.00	$0.00
0200	0994427	99	0042		JV20GA07129 H-2		9/14/20	2020	$0.00	$11,564.00
0200	0994427	99	0042		JV20GA07129 H-2		9/16/20	2020	$443,279.00	$0.00
0200	0994427	99	0042		JV20GA07129 H-2		9/16/20	2020	$11,564.00	$0.00
0200	0994427	99	0042		JV20GA08037 Adju		8/28/20	2020	$1,214,336.00	$0.00
0200	0994427	99	0042		JV20GA08103 H-1		9/18/20	2020	$2,732,313.00	$0.00
0200	0994427	99	0042		JV20GA08103 H-2		9/18/20	2020	$148,723.00	$0.00
0200	0994427	99	0042		JV20GA08104 H-1		9/18/20	2020	$145,064.00	$0.00
0200	0994427	99	0042		JV20GA08104 H-2		9/18/20	2020	$148,724.00	$0.00
0200	0994427	99	0042		JV20GA09024 ADJ		9/17/20	2020	$1,214,336.00	$0.00
0200	0994427	99	0042		JV20GA10102		11/9/20	2020	$1,214,336.00	$0.00

0200	0994427	99	0042	220042	JV20GA11027		11/25/20	2020	$1,214,336.00	$0.00
0200	0994427	99	0042		JV20GA11097 H-1		12/10/20	2020	$0.00	$2,446,608.00
0200	0994427	99	0042		JV20GA11097 H-2		12/10/20	2020	$148,723.00	$0.00
0200	0994427	99	0042		JV20GA12039 ADJ		12/24/20	2020	$1,214,336.00	$0.00
0200	0994427	99	0042		JV20GA18116 H-1		6/16/21	2020	$0.00	$467,840.00
0200	0994427	99	0042		JV20GA18116 H-2		6/16/21	2020	$526,176.00	$0.00
				220042			**Sum:**		**$20,756,770.00**	**$8,988,838.00**

Fund Code	Cost Center Code	Department Code	Appropriation Code	Account Code	Transaction Reference	Vendor Reference	Posted Date	Year	JE Line Debits	JE Line Credits
0200	0994427	99	0045	220045	JV20GA010168644		1/30/20	2020	$12,907.00	$0.00
0200	0994427	99	0045		JV20GA020128674		7/9/20	2020	$12,907.00	$0.00
0200	0994427	99	0045		JV20GA03021 (4		7/9/20	2020	$12,907.00	$0.00
0200	0994427	99	0045		JV20GA04108 Adju		4/16/20	2020	$12,907.00	$0.00
0200	0994427	99	0045		JV20GA05031 Adju		5/15/20	2020	$12,907.00	$0.00
0200	0994427	99	0045		JV20GA06025 ADJ		7/1/20	2020	$12,907.00	$0.00
0200	0994427	99	0045		JV20GA07035 A		7/15/20	2020	$12,907.00	$0.00
0200	0994427	99	0045		JV20GA08039 Adju		8/28/20	2020	$12,907.00	$0.00
0200	0994427	99	0045		JV20GA09025 ADJ		9/17/20	2020	$12,907.00	$0.00
0200	0994427	99	0045		JV20GA10104		10/28/20	2020	$12,907.00	$0.00
0200	0994427	99	0045		JV20GA11029		11/18/20	2020	$12,907.00	$0.00
0200	0994427	99	0045		JV20GA12041		12/24/20	2020	$12,902.00	$0.00
				220045			**Sum:**		**$154,879.00**	**$0.00**

Fund Code	Cost Center Code	Department Code	Appropriation Code	Account Code	Transaction Reference	Vendor Reference	Posted Date	Year	JE Line Debits	JE Line Credits
0200	0994415	99	0049	220049	JV20GA03008		3/16/20	2020	$0.00	$423.99
0200	0994415	99	0049		JV20GA08048		8/28/20	2020	$0.00	$28.09
0200	0994415	99	0049		PVCI20CI300222	GALLAGHER BASSETT	2/4/21	2020	$23,840.64	$23,840.64
0200	0994415	99	0049		PVCI20CI300482	GALLAGHER BASSETT	3/12/20	2020	$1,170.00	$0.00
0200	0994415	99	0049		PVCI20CI300550	GALLAGHER BASSETT	3/6/20	2020	$23,840.64	$23,840.64
0200	0994415	99	0049		PVCI20CI300626	GALLAGHER BASSETT	2/28/20	2020	$23,840.64	$0.00
0200	0994415	99	0049		PVCI20CI300827	GALLAGHER BASSETT	3/16/20	2020	$1,170.00	$0.00
0200	0994427	99	0049		JV20GA01224 Adju		8/20/20	2020	$902,967.71	$17,097.67
0200	0994427	99	0049		JV20GA02134 Adju		8/6/20	2020	$12,601.05	$0.00
0200	0994427	99	0049		JV20GA02134-R A		8/20/20	2020	$0.00	$12,601.05
0200	0994427	99	0049		JV20GA02135 Adju		8/6/20	2020	$23,628.04	$0.00
0200	0994427	99	0049		JV20GA02135-R A		8/20/20	2020	$0.00	$23,628.04
0200	0994427	99	0049		JV20GA02136 Adju		8/6/20	2020	$10,040.80	$0.00
0200	0994427	99	0049		JV20GA02136-R A		8/20/20	2020	$0.00	$10,040.80
0200	0994427	99	0049		JV20GA02137 Adju		8/6/20	2020	$9,627.77	$0.00

0200	0994427	99	0049	220049	JV20GA02137-R A		8/20/20	2020	$0.00	$9,627.77
0200	0994427	99	0049		JV20GA02138 Adju		8/6/20	2020	$25,842.31	$0.00
0200	0994427	99	0049		JV20GA02138-R A		8/20/20	2020	$0.00	$25,842.31
0200	0994427	99	0049		JV20GA02139 Adju		8/6/20	2020	$13,765.10	$0.00
0200	0994427	99	0049		JV20GA02139-R A		8/20/20	2020	$0.00	$13,765.10
0200	0994427	99	0049		JV20GA02140 Adju		8/6/20	2020	$116,410.31	$0.00
0200	0994427	99	0049		JV20GA02140-R A		8/20/20	2020	$0.00	$116,410.31
0200	0994427	99	0049		JV20GA02141 Adju		8/6/20	2020	$65,884.72	$1,826.89
0200	0994427	99	0049		JV20GA02141-R A		8/20/20	2020	$1,826.89	$65,884.72
0200	0994427	99	0049		JV20GA02142 Adju		8/6/20	2020	$28,234.16	$0.00
0200	0994427	99	0049		JV20GA02142-R A		8/20/20	2020	$0.00	$28,234.16
0200	0994427	99	0049		JV20GA02143 Adju		8/6/20	2020	$46,412.07	$0.00
0200	0994427	99	0049		JV20GA02143-R A		8/20/20	2020	$0.00	$46,412.07
0200	0994427	99	0049		JV20GA02144 Adju		8/6/20	2020	$31,784.22	$0.00
0200	0994427	99	0049		JV20GA02144-R A		8/20/20	2020	$0.00	$31,784.22
0200	0994427	99	0049		JV20GA02145 Adju		8/6/20	2020	$63,572.46	$182.49
0200	0994427	99	0049		JV20GA02145-R A		8/20/20	2020	$182.49	$63,572.46
0200	0994427	99	0049		JV20GA02146 Adju		8/6/20	2020	$66,087.18	$0.00
0200	0994427	99	0049		JV20GA02146-R A		8/20/20	2020	$0.00	$66,087.18
0200	0994427	99	0049		JV20GA02147 Adju		8/6/20	2020	$90,930.83	$1,124.28
0200	0994427	99	0049		JV20GA02147-R A		8/20/20	2020	$1,124.28	$90,930.83
0200	0994427	99	0049		JV20GA02148 Adju		8/6/20	2020	$74,326.65	$0.00
0200	0994427	99	0049		JV20GA02148-R A		8/20/20	2020	$0.00	$74,326.65
0200	0994427	99	0049		JV20GA02149 Adju		8/6/20	2020	$56,099.28	$182.49
0200	0994427	99	0049		JV20GA02149-R A		8/20/20	2020	$182.49	$56,099.28
0200	0994427	99	0049		JV20GA02150 Adju		8/6/20	2020	$14,930.65	$0.00
0200	0994427	99	0049		JV20GA02150-R A		8/20/20	2020	$0.00	$14,930.65
0200	0994427	99	0049		JV20GA02151		8/21/20	2020	$919,243.12	$12,356.28
0200	0994427	99	0049		JV20GA03008		3/16/20	2020	$0.00	$25.20
0200	0994427	99	0049		JV20GA03013		3/10/20	2020	$0.00	$43.90
0200	0994427	99	0049		JV20GA03166 Adju		8/7/20	2020	$16,234.59	$42,841.19
0200	0994427	99	0049		JV20GA03166-R A		8/20/20	2020	$42,841.19	$16,234.59
0200	0994427	99	0049		JV20GA03167 Adju		8/7/20	2020	$38,599.94	$0.00
0200	0994427	99	0049		JV20GA03167-R A		8/20/20	2020	$0.00	$38,599.94
0200	0994427	99	0049		JV20GA03168 Adju		8/7/20	2020	$72,287.75	$0.00
0200	0994427	99	0049		JV20GA03168-R A		8/20/20	2020	$0.00	$72,287.75
0200	0994427	99	0049		JV20GA03169 Adju		8/7/20	2020	$71,015.88	$0.00
0200	0994427	99	0049		JV20GA03169-R A		8/20/20	2020	$0.00	$71,015.88
0200	0994427	99	0049		JV20GA03170 Adju		8/7/20	2020	$51,705.46	$0.00

0200	0994427	99	0049	220049	JV20GA03170-R A		8/20/20	2020	$0.00	$51,705.46
0200	0994427	99	0049		JV20GA03171 Adju		8/7/20	2020	$102,318.57	$0.00
0200	0994427	99	0049		JV20GA03171-R A		8/20/20	2020	$0.00	$102,318.57
0200	0994427	99	0049		JV20GA03172 Adju		8/7/20	2020	$19,568.58	$0.00
0200	0994427	99	0049		JV20GA03172-R A		8/20/20	2020	$0.00	$19,568.58
0200	0994427	99	0049		JV20GA03173 Adju		8/7/20	2020	$45,276.85	$0.00
0200	0994427	99	0049		JV20GA03173-R A		8/20/20	2020	$0.00	$45,276.85
0200	0994427	99	0049		JV20GA03174 Adju		8/7/20	2020	$15,956.64	$0.00
0200	0994427	99	0049		JV20GA03174-R A		8/20/20	2020	$0.00	$15,956.64
0200	0994427	99	0049		JV20GA03175 Adju		8/7/20	2020	$24,418.46	$0.00
0200	0994427	99	0049		JV20GA03175-R A		8/20/20	2020	$0.00	$24,418.46
0200	0994427	99	0049		JV20GA03176 Adju		8/7/20	2020	$10,180.06	$0.00
0200	0994427	99	0049		JV20GA03176-R A		8/20/20	2020	$0.00	$10,180.06
0200	0994427	99	0049		JV20GA03177 Adju		8/7/20	2020	$22,552.00	$0.00
0200	0994427	99	0049		JV20GA03177-R A		8/20/20	2020	$0.00	$22,552.00
0200	0994427	99	0049		JV20GA03178 Adju		8/7/20	2020	$12,379.01	$0.00
0200	0994427	99	0049		JV20GA03178-R A		8/20/20	2020	$0.00	$12,379.01
0200	0994427	99	0049		JV20GA03179 Adju		8/7/20	2020	$41,141.04	$0.00
0200	0994427	99	0049		JV20GA03179-R A		8/20/20	2020	$0.00	$41,141.04
0200	0994427	99	0049		JV20GA03180 Adju		8/7/20	2020	$72,815.09	$0.00
0200	0994427	99	0049		JV20GA03180-R A		8/20/20	2020	$0.00	$72,815.09
0200	0994427	99	0049		JV20GA03181 Adju		8/7/20	2020	$24,804.22	$1,728.91
0200	0994427	99	0049		JV20GA03181-R A		8/20/20	2020	$1,728.91	$24,804.22
0200	0994427	99	0049		JV20GA03182 Adju		8/7/20	2020	$53,182.36	$0.00
0200	0994427	99	0049		JV20GA03182-R A		8/20/20	2020	$0.00	$53,182.36
0200	0994427	99	0049		JV20GA03183 Adju		8/21/20	2020	$962,863.72	$51,305.64
0200	0994427	99	0049		JV20GA04140 Adju		8/21/20	2020	$740,582.75	$3,724.00
0200	0994427	99	0049		JV20GA05140 Adju		8/21/20	2020	$859,637.49	$9,733.94
0200	0994427	99	0049		JV20GA06131 Adju		8/21/20	2020	$775,639.25	$9,070.63
0200	0994427	99	0049		JV20GA07134 Adju		9/17/20	2020	$949,526.67	$10,298.49
0200	0994427	99	0049		JV20GA08114 Adju		9/30/20	2020	$800,202.54	$13,484.04
0200	0994427	99	0049		JV20GA08122		10/7/20	2020	$0.00	$314.87
0200	0994427	99	0049		JV20GA09100		10/21/20	2020	$0.00	$2,444.22
0200	0994427	99	0049		JV20GA09137 Adju		11/5/20	2020	$618,994.95	$11,062.16
0200	0994427	99	0049		JV20GA10005		10/2/20	2020	$0.00	$4,751.26
0200	0994427	99	0049		JV20GA10020		10/9/20	2020	$0.00	$18,086.96
0200	0994427	99	0049		JV20GA10155 Adju		12/11/20	2020	$784,287.96	$18,897.88
0200	0994427	99	0049		JV20GA11014		11/19/20	2020	$0.00	$1,640.28
0200	0994427	99	0049		JV20GA11120 Adju		1/7/21	2020	$910,828.90	$22,055.61

0200	0994427	99	0049	220049	JV20GA12009		12/3/20	2020	$0.00	$586.08
0200	0994427	99	0049		JV20GA12080		1/4/21	2020	$0.00	$1,784.88
0200	0994427	99	0049		JV20GA12124 Adju		1/15/21	2020	$1,076,900.75	$14,471.26
0200	0994427	99	0049		JV20GA12158 Adju		1/27/21	2020	$0.00	$1,106.37
0200	0994427	99	0049		JV20GA18133 Adju		6/15/21	2020	$11,535,000.00	$0.00
0200	0994427	99	0049		PV27202701102	AON RISK SERVICES CENTRA	2/19/20	2020	$2,321.33	$0.00
0200	0994427	99	0049		PV27202701103	AON RISK SERVICES CENTRA	2/19/20	2020	$2,321.33	$0.00
0200	0994427	99	0049		PV27202701109	AON RISK SERVICES CENTRA	3/9/20	2020	$2,321.33	$0.00
0200	0994427	99	0049		PV27202701113	ILLINOIS WORKERS' COMPEN	3/11/20	2020	$53,738.06	$0.00
0200	0994427	99	0049		PV27202701129	VENTIV TECHNOLOGY INC	5/28/20	2020	$9,758.89	$0.00
0200	0994427	99	0049		PV27202701144	RUSIN MACIOROWSKI & FRIE	7/30/20	2020	$1,211.14	$0.00
0200	0994427	99	0049		PV27202701145	INMAN & FITZGIBBONS LTD	7/28/20	2020	$237.00	$0.00
0200	0994427	99	0049		PV27202701151	ILLINOIS WORKERS' COMPEN	9/2/20	2020	$22,988.97	$0.00
0200	0994427	99	0049		PV27202701161	CANON FINANCIAL SERVICES	9/22/20	2020	$33.00	$0.00
0200	0994427	99	0049		PV27202701162	CANON FINANCIAL SERVICES	9/22/20	2020	$347.48	$0.00
0200	0994427	99	0049		PV27202701163	CANON FINANCIAL SERVICES	9/22/20	2020	$348.48	$1.00
0200	0994427	99	0049		PV27202701171	CANON FINANCIAL SERVICES	10/2/20	2020	$344.50	$0.00
0200	0994427	99	0049		PV27202701172	CANON FINANCIAL SERVICES	10/2/20	2020	$344.50	$0.00
0200	0994427	99	0049		PV27202701181	CANON FINANCIAL SERVICES	11/9/20	2020	$347.48	$0.00
0200	0994427	99	0049		PV27202701182	CANON FINANCIAL SERVICES	11/9/20	2020	$347.48	$0.00
0200	0994427	99	0049		PV27202701194	RUSIN MACIOROWSKI & FRIE	1/8/21	2020	$360.24	$0.00
0200	0994427	99	0049		PVCI20CI300417	GALLAGHER BASSETT	3/11/20	2020	$24,447.57	$0.00
0200	0994427	99	0049		PVCI20CI300559	GALLAGHER BASSETT	2/25/20	2020	$24,447.57	$0.00
0200	0994427	99	0049		PVCI20CI300661	GALLAGHER BASSETT	3/19/20	2020	$24,447.57	$0.00
0200	0994427	99	0049		PVCI20CI300729	GALLAGHER BASSETT	3/26/20	2020	$1,710.00	$0.00
0200	0994427	99	0049		PVCI20CI300835	GALLAGHER BASSETT	3/16/20	2020	$1,350.00	$0.00
0200	0994427	99	0049		PVCI20CI301258	GALLAGHER BASSETT	4/22/20	2020	$24,447.57	$0.00
0200	0994427	99	0049		PVCI20CI3017001	GALLAGHER BASSETT	5/12/20	2020	$1,170.00	$1,170.00
0200	0994427	99	0049		PVCI20CI301701	GALLAGHER BASSETT	5/12/20	2020	$1,170.00	$0.00
0200	0994427	99	0049		PVCI20CI302055	GALLAGHER BASSETT	5/22/20	2020	$24,447.57	$0.00
0200	0994427	99	0049		PVCI20CI302122	GALLAGHER BASSETT	5/29/20	2020	$1,260.00	$0.00
0200	0994427	99	0049		PVCI20CI302889	GALLAGHER BASSETT	7/9/20	2020	$720.00	$720.00
0200	0994427	99	0049		PVCI20CI302910	GALLAGHER BASSETT	7/9/20	2020	$720.00	$0.00
0200	0994427	99	0049		PVCI20CI303129	GALLAGHER BASSETT	7/21/20	2020	$24,447.57	$0.00
0200	0994427	99	0049		PVCI20CI303499	GALLAGHER BASSETT	8/13/20	2020	$1,170.00	$0.00
0200	0994427	99	0049		PVCI20CI303806	GALLAGHER BASSETT	9/10/20	2020	$720.00	$0.00
0200	0994427	99	0049		PVCI20CI305119	GALLAGHER BASSETT	9/25/20	2020	$24,447.57	$0.00
0200	0994427	99	0049		PVCI20CI305156	GALLAGHER BASSETT	9/28/20	2020	$24,447.57	$0.00
0200	0994427	99	0049		PVCI20CI306098	GALLAGHER BASSETT	11/23/20	2020	$1,440.00	$0.00

0200	0994427	99	0049	220049	PVCI20CI306962	GALLAGHER BASSETT	1/6/21	2020	$1,150.00	$0.00
0200	0994427	99	0049		PVCI20CI306975	GALLAGHER BASSETT	1/7/21	2020	$6,697.24	$0.00
0200	0994427	99	0049		PVCI20CI307572	GALLAGHER BASSETT	2/9/21	2020	$900.00	$0.00
0200	0994427	99	0049		PVCI20CI330079	GALLAGHER BASSETT	3/12/21	2020	$9,061.97	$0.00
0200	0994427	99	0049		PVCI20CI501019	GALLAGHER BASSETT	6/17/20	2020	$24,447.57	$0.00
0200	0994427	99	0049		PVCI20CI702568	GALLAGHER BASSETT	12/4/20	2020	$670.00	$0.00
				220049			**Sum:**		**$23,750,346.63**	**$1,766,866.33**

Fund Code	Cost Center Code	Department Code	Appropriation Code	Account Code	Transaction Reference	Vendor Reference	Posted Date	Year	JE Line Debits	JE Line Credits
0200	0994427	99	0051	220051	JV20GA18125		6/9/21	2020	$483,710.00	$0.00
0200	0994427	99	0051		JV20GA18130		6/11/21	2020	$0.00	$431,279.84
				220051			**Sum:**		**$483,710.00**	**$431,279.84**

Fund Code	Cost Center Code	Department Code	Appropriation Code	Account Code	Transaction Reference	Vendor Reference	Posted Date	Year	JE Line Debits	JE Line Credits
0200	0994427	99	0052	220052	JV20GA010178645		1/30/20	2020	$27,816.00	$0.00
0200	0994427	99	0052		JV20GA020138677		2/7/20	2020	$27,816.00	$0.00
0200	0994427	99	0052		JV20GA03030		3/17/20	2020	$27,816.00	$0.00
0200	0994427	99	0052		JV20GA04109 Adju		4/16/20	2020	$27,816.00	$0.00
0200	0994427	99	0052		JV20GA05032 Adju		5/15/20	2020	$27,816.00	$0.00
0200	0994427	99	0052		JV20GA06027 Adju		6/26/20	2020	$27,816.00	$0.00
0200	0994427	99	0052		JV20GA07036 A		7/15/20	2020	$27,816.00	$0.00
0200	0994427	99	0052		JV20GA08042		8/31/20	2020	$27,816.00	$0.00
0200	0994427	99	0052		JV20GA09026		9/17/20	2020	$27,816.00	$0.00
0200	0994427	99	0052		JV20GA10105		10/27/20	2020	$27,816.00	$0.00
0200	0994427	99	0052		JV20GA11030 A		11/18/20	2020	$27,816.00	$0.00
0200	0994427	99	0052		JV20GA12042 ADJ		12/24/20	2020	$27,810.00	$0.00
				220052			**Sum:**		**$333,786.00**	**$0.00**

Fund Code	Cost Center Code	Department Code	Appropriation Code	Account Code	Transaction Reference	Vendor Reference	Posted Date	Year	JE Line Debits	JE Line Credits
0200	0994427	99	0056	220056	JV20GA010188657		1/30/20	2020	$61,224.00	$0.00
0200	0994427	99	0056		JV20GA020148678		2/11/20	2020	$61,224.00	$0.00
0200	0994427	99	0056		JV20GA03031		3/17/20	2020	$61,224.00	$0.00
0200	0994427	99	0056		JV20GA04110 Adju		4/24/20	2020	$61,224.00	$0.00
0200	0994427	99	0056		JV20GA05033 Adju		5/15/20	2020	$61,224.00	$0.00
0200	0994427	99	0056		JV20GA06026 ADJ		7/1/20	2020	$61,224.00	$0.00
0200	0994427	99	0056		JV20GA07037		7/15/20	2020	$61,224.00	$0.00
0200	0994427	99	0056		JV20GA08043 Adju		8/28/20	2020	$61,224.00	$0.00
0200	0994427	99	0056		JV20GA09035 ADJ		9/17/20	2020	$61,224.00	$0.00
0200	0994427	99	0056		JV20GA10106		10/27/20	2020	$61,224.00	$0.00

0200	0994427	99	0056	220056	JV20GA11031 A		11/18/20	2020	$61,224.00	$0.00
0200	0994427	99	0056		JV20GA12043 A		12/24/20	2020	$61,226.00	$0.00
				220056			**Sum:**		**$734,690.00**	**$0.00**

Fund Code	Cost Center Code	Department Code	Appropriation Code	Account Code	Transaction Reference	Vendor Reference	Posted Date	Year	JE Line Debits	JE Line Credits
0200	0994427	99	9076	220059	JV20GA12029		12/10/20	2020	$1,574,224.00	$0.00
				220059			**Sum:**		**$1,574,224.00**	**$0.00**

Fund Code	Cost Center Code	Department Code	Appropriation Code	Account Code	Transaction Reference	Vendor Reference	Posted Date	Year	JE Line Debits	JE Line Credits
0200	0994427	99	9027	220060	JV20GA12031		12/11/20	2020	$37,191.00	$0.00
				220060			**Sum:**		**$37,191.00**	**$0.00**

Fund Code	Cost Center Code	Department Code	Appropriation Code	Account Code	Transaction Reference	Vendor Reference	Posted Date	Year	JE Line Debits	JE Line Credits
0200	0384101	38	0125	220125	PVCI20CI100108	DAYSPRING PROFESSIONAL	2/11/20	2020	$300.50	$0.00
0200	0384101	38	0125		PVCI20CI100218	ALLIED WASTE TRANSPORTA	2/27/20	2020	$132.80	$0.00
0200	0384101	38	0125		PVCI20CI100227	WASTE MANAGEMENT OF ILL	2/27/20	2020	$397.20	$0.00
0200	0384101	38	0125		PVCI20CI100486	WASTE MANAGEMENT OF ILL	3/18/20	2020	$397.20	$0.00
0200	0384101	38	0125		PVCI20CI100490	ABM INDUSTRY GROUPS, LLC	3/18/20	2020	$436.84	$0.00
0200	0384101	38	0125		PVCI20CI100501	A & R JANITORIAL SERVICE, I	3/19/20	2020	$12,179.42	$0.00
0200	0384101	38	0125		PVCI20CI100508	ALLIED WASTE TRANSPORTA	3/19/20	2020	$79.68	$0.00
0200	0384101	38	0125		PVCI20CI100536	ABC Humane Wildlife Control &	3/23/20	2020	$120.00	$0.00
0200	0384101	38	0125		PVCI20CI100546	ALLIED WASTE TRANSPORTA	3/24/20	2020	$1,715.00	$0.00
0200	0384101	38	0125		PVCI20CI100559	ALLIED WASTE TRANSPORTA	3/24/20	2020	$490.00	$0.00
0200	0384101	38	0125		PVCI20CI100574	DAYSPRING PROFESSIONAL	3/25/20	2020	$16,279.80	$0.00
0200	0384101	38	0125		PVCI20CI100880	ALLIED WASTE TRANSPORTA	4/23/20	2020	$106.24	$0.00
0200	0384101	38	0125		PVCI20CI100882	DAYSPRING PROFESSIONAL	4/28/20	2020	$16,504.35	$0.00
0200	0384101	38	0125		PVCI20CI101070	ABC Humane Wildlife Control &	5/12/20	2020	$120.00	$0.00
0200	0384101	38	0125		PVCI20CI101186	CINTAS CORPORATION	5/21/20	2020	$412.56	$0.00
0200	0384101	38	0125		PVCI20CI101198	ABC Humane Wildlife Control &	5/21/20	2020	$120.00	$0.00
0200	0384101	38	0125		PVCI20CI101230	CINTAS CORPORATION	5/22/20	2020	$412.56	$0.00
0200	0384101	38	0125		PVCI20CI101234	ABM INDUSTRY GROUPS, LLC	5/22/20	2020	$2,784.85	$0.00
0200	0384101	38	0125		PVCI20CI101298	CINTAS CORPORATION	5/29/20	2020	$541.22	$0.00
0200	0384101	38	0125		PVCI20CI101404	ABM INDUSTRY GROUPS, LLC	6/17/20	2020	$2,385.13	$0.00
0200	0384101	38	0125		PVCI20CI101422	ALLIED WASTE TRANSPORTA	6/18/20	2020	$199.20	$0.00
0200	0384101	38	0125		PVCI20CI101486	ALLIED WASTE TRANSPORTA	6/23/20	2020	$490.00	$0.00
0200	0384101	38	0125		PVCI20CI101493	ABC Humane Wildlife Control &	6/23/20	2020	$120.00	$0.00
0200	0384101	38	0125		PVCI20CI101570	WASTE MANAGEMENT OF ILL	7/1/20	2020	$339.24	$0.00
0200	0384101	38	0125		PVCI20CI101840	ABC Humane Wildlife Control &	7/27/20	2020	$120.00	$0.00
0200	0384101	38	0125		PVCI20CI101845	ALLIED WASTE TRANSPORTA	7/27/20	2020	$596.24	$0.00

0200	0384101	38	0125	220125	PVCI20CI102036	ABM INDUSTRY GROUPS, LLC	8/7/20	2020	$2,683.51	$0.00
0200	0384101	38	0125		PVCI20CI102046	DAYSPRING PROFESSIONAL	8/7/20	2020	$16,504.35	$0.00
0200	0384101	38	0125		PVCI20CI102164	WASTE MANAGEMENT OF ILL	8/13/20	2020	$317.76	$0.00
0200	0384101	38	0125		PVCI20CI102331	DAYSPRING PROFESSIONAL	8/21/20	2020	$16,504.35	$0.00
0200	0384101	38	0125		PVCI20CI102345	WASTE MANAGEMENT OF ILL	8/21/20	2020	$339.24	$0.00
0200	0384101	38	0125		PVCI20CI102348	ABM INDUSTRY GROUPS, LLC	8/21/20	2020	$2,385.13	$0.00
0200	0384101	38	0125		PVCI20CI102352	ABC Humane Wildlife Control &	8/21/20	2020	$120.00	$0.00
0200	0384101	38	0125		PVCI20CI102354	ALLIED WASTE TRANSPORTA	8/21/20	2020	$132.80	$0.00
0200	0384101	38	0125		PVCI20CI102501	CINTAS CORPORATION	9/3/20	2020	$454.90	$0.00
0200	0384101	38	0125		PVCI20CI102585	DAYSPRING PROFESSIONAL	9/10/20	2020	$16,504.35	$0.00
0200	0384101	38	0125		PVCI20CI102608	CINTAS CORPORATION	9/22/20	2020	$389.04	$0.00
0200	0384101	38	0125		PVCI20CI102610	A & R JANITORIAL SERVICE, I	9/22/20	2020	$12,431.42	$0.00
0200	0384101	38	0125		PVCI20CI102789	ABC Humane Wildlife Control &	10/2/20	2020	$120.00	$0.00
0200	0384101	38	0125		PVCI20CI102829	ALLIED WASTE TRANSPORTA	10/5/20	2020	$596.24	$0.00
0200	0384101	38	0125		PVCI20CI102920	ABM INDUSTRY GROUPS, LLC	10/9/20	2020	$3,040.40	$0.00
0200	0384101	38	0125		PVCI20CI102924	ABM INDUSTRY GROUPS, LLC	10/9/20	2020	$2,175.45	$0.00
0200	0384101	38	0125		PVCI20CI102933	WASTE MANAGEMENT OF ILL	10/9/20	2020	$375.72	$0.00
0200	0384101	38	0125		PVCI20CI102962	CINTAS CORPORATION	10/20/20	2020	$389.04	$0.00
0200	0384101	38	0125		PVCI20CI102983	A & R JANITORIAL SERVICE, I	10/21/20	2020	$12,431.42	$0.00
0200	0384101	38	0125		PVCI20CI102999	A & R JANITORIAL SERVICE, I	10/22/20	2020	$12,431.42	$0.00
0200	0384101	38	0125		PVCI20CI103105	ALLIED WASTE TRANSPORTA	10/30/20	2020	$490.00	$0.00
0200	0384101	38	0125		PVCI20CI103178	ALLIED WASTE TRANSPORTA	11/4/20	2020	$622.80	$0.00
0200	0384101	38	0125		PVCI20CI103305	DAYSPRING PROFESSIONAL	11/17/20	2020	$16,504.35	$0.00
0200	0384101	38	0125		PVCI20CI103309	ABC Humane Wildlife Control &	11/17/20	2020	$120.00	$0.00
0200	0384101	38	0125		PVCI20CI103315	ABM INDUSTRY GROUPS, LLC	11/17/20	2020	$2,385.13	$0.00
0200	0384101	38	0125		PVCI20CI103332	CINTAS CORPORATION	11/18/20	2020	$389.04	$0.00
0200	0384101	38	0125		PVCI20CI103362	WASTE MANAGEMENT OF ILL	11/19/20	2020	$317.76	$0.00
0200	0384101	38	0125		PVCI20CI103367	ALLIED WASTE TRANSPORTA	11/19/20	2020	$132.80	$0.00
0200	0384101	38	0125		PVCI20CI103482	DAYSPRING PROFESSIONAL	12/3/20	2020	$16,504.35	$0.00
0200	0384101	38	0125		PVCI20CI103519	ABM INDUSTRY GROUPS, LLC	12/4/20	2020	$3,040.40	$0.00
0200	0384101	38	0125		PVCI20CI103529	A & R JANITORIAL SERVICE, I	12/4/20	2020	$12,431.42	$0.00
0200	0384101	38	0125		PVCI20CI103535	ALLIED WASTE TRANSPORTA	12/4/20	2020	$132.80	$0.00
0200	0384101	38	0125		PVCI20CI103568	ABM INDUSTRY GROUPS, LLC	12/10/20	2020	$2,385.13	$0.00
0200	0384101	38	0125		PVCI20CI103572	WASTE MANAGEMENT OF ILL	12/10/20	2020	$375.72	$375.72
0200	0384101	38	0125		PVCI20CI103625	WASTE MANAGEMENT OF ILL	12/11/20	2020	$375.72	$0.00
0200	0384101	38	0125		PVCI20CI103661	CINTAS CORPORATION	12/15/20	2020	$412.56	$0.00
0200	0384101	38	0125		PVCI20CI103682	A & R JANITORIAL SERVICE, I	12/16/20	2020	$12,431.42	$0.00
0200	0384101	38	0125		PVCI20CI103905	CINTAS CORPORATION	12/29/20	2020	$517.70	$0.00
0200	0384101	38	0125		PVCI20CI104005	DAYSPRING PROFESSIONAL	1/6/21	2020	$16,504.35	$0.00

0200	0384101	38	0125	220125	PVCI20CI104018	ALLIED WASTE TRANSPORTA	1/7/21	2020	$543.12	$0.00
0200	0384101	38	0125		PVCI20CI104020	ABC Humane Wildlife Control &	1/7/21	2020	$210.00	$0.00
0200	0384101	38	0125		PVCI20CI104039	A & R JANITORIAL SERVICE, I	1/8/21	2020	$12,431.42	$0.00
0200	0384101	38	0125		PVCI20CI104262	ABM INDUSTRY GROUPS, LLC	1/26/21	2020	$2,385.13	$0.00
0200	0384101	38	0125		PVCI20CI104277	DAYSPRING PROFESSIONAL	1/26/21	2020	$16,504.35	$0.00
0200	0384101	38	0125		PVCI20CI104288	CINTAS CORPORATION	1/27/21	2020	$389.04	$0.00
0200	0384101	38	0125		PVCI20CI104298	ALLIED WASTE TRANSPORTA	1/27/21	2020	$735.00	$0.00
0200	0384101	38	0125		PVCI20CI104493	ABC Humane Wildlife Control &	2/17/21	2020	$120.00	$0.00
0200	0384101	38	0125		PVCI20CI104597	CINTAS CORPORATION	3/4/21	2020	$400.80	$0.00
0200	0384101	38	0125		PVCI20CI403411	CINTAS CORPORATION	6/2/20	2020	$412.56	$0.00
0200	0384101	38	0125		PVCI20CI403412	ABM INDUSTRY GROUPS, LLC	6/3/20	2020	$2,385.13	$0.00
0200	0384101	38	0125		PVCI20CI500899	DAYSPRING PROFESSIONAL	6/9/20	2020	$16,504.35	$0.00
0200	0384101	38	0125		PVCI20CI700183	DAYSPRING PROFESSIONAL	2/28/20	2020	$16,039.21	$0.00
0200	0384101	38	0125		PVCI20CI700242	ABC Humane Wildlife Control &	3/4/20	2020	$120.00	$0.00
0200	0384101	38	0125		PVCI20CI700700	WASTE MANAGEMENT OF ILL	5/13/20	2020	$296.28	$0.00
0200	0384101	38	0125		PVCI20CI700703	ALLIED WASTE TRANSPORTA	5/13/20	2020	$490.00	$0.00
0200	0384101	38	0125		PVCI20CI700705	WASTE MANAGEMENT OF ILL	5/13/20	2020	$339.24	$0.00
0200	0384101	38	0125		PVCI20CI700782	WASTE MANAGEMENT OF ILL	5/29/20	2020	$858.72	$0.00
0200	0384101	38	0125		PVCI20CI701303	A & R JANITORIAL SERVICE, I	7/24/20	2020	$37,294.26	$0.00
0200	0384101	38	0125		PVCI20CI701578	A & R JANITORIAL SERVICE, I	8/21/20	2020	$12,431.42	$0.00
0200	0384101	38	0125		PVCI20CI701677	ABM INDUSTRY GROUPS, LLC	8/28/20	2020	$2,385.13	$0.00
0200	0384101	38	0125		PVCI20CI702968	WASTE MANAGEMENT OF ILL	1/14/21	2020	$317.76	$0.00
0200	0384101	38	0125		PVCI20CI703127	ABM INDUSTRY GROUPS, LLC	1/29/21	2020	$3,040.40	$0.00
0200	0882020	88	0125		PV88208801634	ILLINOIS ENVIRONMENTAL PR	10/30/20	2020	$20,085.48	$0.00
0200	0882020	88	0125		PVCI20CI302430	SET ENVIRONMENTAL INC	6/22/20	2020	$2,695.32	$0.00
0200	0882020	88	0125		PVCI20CI307624	SET ENVIRONMENTAL INC	2/16/21	2020	$54,754.49	$0.00
0200	0884155	88	0125		PVCI20CI307513	CDW GOVERNMENT, LLC.	2/5/21	2020	$7,667.42	$0.00
0200	0884155	88	0125		PVCI20CI307608	CDW GOVERNMENT, LLC.	2/11/21	2020	$2,226.86	$0.00
0200	0884165	88	0125		PVCI20CI300350	AMERICAN BUILDING SERVIC	3/6/20	2020	$6,404.50	$0.00
0200	0884190	88	0125		PVCI20CI301004	MSC INDUSTRIAL SUPPLY CO	4/8/20	2020	$8,040.09	$0.00
0200	0884230	88	0125		PVCI20CI300281	GRAYBAR ELECTRIC CO INC	3/6/20	2020	$4,315.60	$0.00
0200	0884230	88	0125		PVCI20CI301853	PRODUCTION DISTRIBUTION	5/19/20	2020	$420.00	$0.00
				220125			**Sum:**		**$477,423.10**	**$375.72**

Fund Code	Cost Center Code	Department Code	Appropriation Code	Account Code	Transaction Reference	Vendor Reference	Posted Date	Year	JE Line Debits	JE Line Credits
0200	0032005	03	0130	220130	PV03200300018	PITNEY BOWES GLOBAL FINA	7/7/20	2020	$189.00	$0.00
0200	0032005	03	0130		PV03200300049	PITNEY BOWES GLOBAL FINA	1/14/21	2020	$119.00	$0.00
0200	0272020	27	0130		PV27202700014	UNITED STATES POSTAL SER	1/28/20	2020	$300,000.00	$0.00
0200	0272020	27	0130		PV27202700169	UNITED STATES POSTAL SER	5/4/20	2020	$300,000.00	$0.00

0200	0272020	27	0130	220130	PV27202700331	UNITED STATES POSTAL SER	8/24/20	2020	$300,000.00	$0.00
0200	0272020	27	0130		PV27202700460	UNITED STATES POSTAL SER	11/13/20	2020	$300,000.00	$0.00
0200	0312005	31	0130		PV31203102844	POSTAGE BY PHONE	9/21/20	2020	$3,015.00	$0.00
0200	0312005	31	0130		PV31203103142	POSTAGE BY PHONE	12/11/20	2020	$1,005.00	$0.00
0200	0882005	88	0130		PV38203800037	POSTAGE BY PHONE	2/14/20	2020	$350.69	$0.00
0200	0882005	88	0130		PV38203800090	POSTAGE BY PHONE	3/11/20	2020	$378.74	$0.00
0200	0882005	88	0130		PV38203800171	POSTAGE BY PHONE	4/9/20	2020	$276.89	$0.00
0200	0882005	88	0130		PV38203800246	POSTAGE BY PHONE	5/21/20	2020	$17.15	$0.00
0200	0882005	88	0130		PV38203800292	POSTAGE BY PHONE	6/15/20	2020	$386.25	$0.00
0200	0882005	88	0130		PV38203800346	POSTAGE BY PHONE	7/13/20	2020	$8.50	$0.00
0200	0882005	88	0130		PV38203800470	POSTAGE BY PHONE	8/12/20	2020	$8.52	$0.00
0200	0882005	88	0130		PV38203800558	POSTAGE BY PHONE	9/11/20	2020	$15.00	$0.00
0200	0882005	88	0130		PV38203800641	POSTAGE BY PHONE	10/20/20	2020	$11.06	$0.00
0200	0882005	88	0130		PV38203800751	POSTAGE BY PHONE	11/19/20	2020	$20.19	$0.00
0200	0882005	88	0130		PV38203800841	POSTAGE BY PHONE	12/29/20	2020	$5.18	$0.00
0200	0882005	88	0130		PV38203800997	POSTAGE BY PHONE	1/26/21	2020	$14.00	$0.00
0200	0882005	88	0130		PV88208800220	DIRECTV	2/7/20	2020	$318.01	$0.00
0200	0882005	88	0130		PV88208800237	PITNEY BOWES GLOBAL FINA	2/25/20	2020	$849.90	$0.00
0200	0882005	88	0130		PV88208800238	PITNEY BOWES GLOBAL FINA	2/25/20	2020	$630.00	$0.00
0200	0882005	88	0130		PV88208800245	UNITED PARCEL SERVICE 01	3/6/20	2020	$16.16	$0.00
0200	0882005	88	0130		PV88208800250	UNITED PARCEL SERVICE 01	2/27/20	2020	$38.24	$0.00
0200	0882005	88	0130		PV88208800254	PITNEY BOWES GLOBAL FINA	2/27/20	2020	$630.00	$0.00
0200	0882005	88	0130		PV88208800265	UNITED PARCEL SERVICE 01	3/11/20	2020	$13.28	$0.00
0200	0882005	88	0130		PV88208800269	FEDEX	3/11/20	2020	$35.52	$0.00
0200	0882005	88	0130		PV88208800270	FEDEX	3/11/20	2020	$413.42	$0.00
0200	0882005	88	0130		PV88208800559	UNITED PARCEL SERVICE 01	5/15/20	2020	$189.74	$0.00
0200	0882005	88	0130		PV88208800580	US POSTMASTER	6/11/20	2020	$86,000.00	$0.00
0200	0882005	88	0130		PV88208800594	UNITED PARCEL SERVICE 01	8/18/20	2020	$36.44	$0.00
0200	0882005	88	0130		PV88208800594	UPS FREIGHT	8/18/20	2020	$36.44	$36.44
0200	0882005	88	0130		PV88208800595	UNITED PARCEL SERVICE 01	8/18/20	2020	$26.20	$0.00
0200	0882005	88	0130		PV88208800595	UPS FREIGHT	8/18/20	2020	$26.20	$26.20
0200	0882005	88	0130		PV88208800596	PITNEY BOWES GLOBAL FINA	6/19/20	2020	$630.00	$0.00
0200	0882005	88	0130		PV88208801091	PITNEY BOWES GLOBAL FINA	8/3/20	2020	$1,260.00	$0.00
0200	0882005	88	0130		PV88208801118	PITNEY BOWES/RESERVE/PU	8/28/20	2020	$1,500.00	$0.00
0200	0882005	88	0130		PV88208801142	UNITED PARCEL SERVICE 01	9/8/20	2020	$21.85	$0.00
0200	0882005	88	0130		PV88208801647	PITNEY BOWES GLOBAL FINA	11/17/20	2020	$630.00	$0.00
0200	0882005	88	0130		PV88208801665	UNITED PARCEL SERVICE 01	12/1/20	2020	$45.50	$0.00
0200	0882005	88	0130		PV88208801976	CHICAGO SUN TIMES	1/8/21	2020	$91.20	$0.00
0200	0882005	88	0130		PV88208802076	UNITED PARCEL SERVICE 01	2/3/21	2020	$33.87	$0.00

0200	0882005	88	0130	220130	PV88208802078	DIRECTV	2/3/21	2020	$201.54	$0.00
0200	0882005	88	0130		PVCI20CI303855	PITNEY BOWES GLOBAL FINA	9/11/20	2020	$630.00	$0.00
0200	0882005	88	0130		PVCI20CI306119	SEBIS DIRECT	11/24/20	2020	$61,482.86	$0.00
				220130			**Sum:**		**$1,361,606.54**	**$62.64**

Fund Code	Cost Center Code	Department Code	Appropriation Code	Account Code	Transaction Reference	Vendor Reference	Posted Date	Year	JE Line Debits	JE Line Credits
0200	0032005	03	0138	220138	PV03200300003	OFFICE OF INSPECTOR GENE	2/11/20	2020	$1,805.00	$0.00
0200	0032005	03	0138		PV03200300010	OFFICE OF INSPECTOR GENE	5/15/20	2020	$1,805.00	$0.00
0200	0032005	03	0138		PV03200300021	OFFICE OF INSPECTOR GENE	7/9/20	2020	$1,805.00	$0.00
0200	0032005	03	0138		PV03200300033	OFFICE OF INSPECTOR GENE	10/21/20	2020	$1,805.00	$0.00
0200	0282005	28	0138		PV28202800033	MSCI ESG RESEARCH LLC	4/17/20	2020	$8,268.90	$0.00
0200	0282005	28	0138		PV28202800035	CAPITAL IQ INC dba S&P GLC	3/26/20	2020	$12,300.00	$0.00
0200	0282005	28	0138		PV28202800038	BLOOMBERG FINANCE LP	4/14/20	2020	$12,500.00	$0.00
0200	0282005	28	0138		PV28202800039	BLOOMBERG FINANCE LP	4/14/20	2020	$2,100.00	$0.00
0200	0282005	28	0138		PV28202800086	BLOOMBERG FINANCE LP	7/20/20	2020	$8,831.10	$8,831.10
0200	0282005	28	0138		PV28202800089	BLOOMBERG FINANCE LP	7/21/20	2020	$8,831.10	$0.00
0200	0282005	28	0138		PV28202800147	BLOOMBERG FINANCE LP	11/9/20	2020	$6,000.00	$0.00
0200	0312005	31	0138		PV31203101635	AMERICAN LEGAL PUBLISHIN	10/26/20	2020	$1,769.88	$0.00
0200	0313006	31	0138		PV31203102537	BUREAU OF NATIONAL AFFAI	9/22/20	2020	$4,289.80	$0.00
0200	0382145	38	0138		PVCI20CI101302	CATALYST CONSULTING GRO	5/29/20	2020	$176,465.00	$0.00
0200	0382145	38	0138		PVCI20CI103795	CATALYST CONSULTING GRO	12/22/20	2020	$62,302.31	$0.00
0200	0994406	99	0138		PV38203806001	GARTNER GROUP, INC	2/7/20	2020	$8,166.28	$0.00
0200	0994406	99	0138		PV38203806005	AT&T CORP	3/3/20	2020	$30,145.67	$0.00
0200	0994406	99	0138		PV38203806006	AT&T CORP	3/3/20	2020	$6,856.02	$0.00
0200	0994406	99	0138		PV38203806008	AT&T CORP	3/4/20	2020	$2,115.26	$0.00
0200	0994406	99	0138		PV38203806009	AT&T CORP	3/4/20	2020	$2,115.26	$0.00
0200	0994406	99	0138		PV38203806010	AT&T CORP	3/4/20	2020	$1,982.27	$0.00
0200	0994406	99	0138		PV38203806011	AT&T CORP	3/4/20	2020	$314.89	$0.00
0200	0994406	99	0138		PV38203806019	AT&T CORP	3/4/20	2020	$2,115.25	$0.00
0200	0994406	99	0138		PV38203806020	AT&T CORP	3/4/20	2020	$1,255.63	$0.00
0200	0994406	99	0138		PV38203806021	AT&T CORP	3/4/20	2020	$535.44	$0.00
0200	0994406	99	0138		PV38203806022	AT&T CORP	3/4/20	2020	$165.65	$0.00
0200	0994406	99	0138		PV38203806023	AT&T CORP	3/4/20	2020	$123.39	$0.00
0200	0994406	99	0138		PVCI20CI101068	DLT SOLUTIONS LLC	5/12/20	2020	$46,139.89	$0.00
0200	0994406	99	0138		PVCI20CI101068	DLT SOLUTIONS LLC	5/14/20	2020	$46,139.89	$46,139.89
0200	0994406	99	0138		PVCI20CI501920	DELL MARKETING L.P.	9/14/20	2020	$60.24	$0.00
0200	0994406	99	0138		PVCI20CI501920	DELL MARKETING L.P.	9/17/20	2020	$0.00	$60.24
0200	0994406	99	0138		PVCI20CI700419	DLT SOLUTIONS LLC	3/23/20	2020	$228.75	$0.00
0200	0994406	99	0138		PVCI20CI700422	DLT SOLUTIONS LLC	3/23/20	2020	$46.51	$0.00

0200	0994406	99	0138	220138	PVCI20CI700424	DLT SOLUTIONS LLC	3/23/20	2020	$1,159.76	$0.00
0200	0994406	99	0138		PVCI20CI700428	DLT SOLUTIONS LLC	3/23/20	2020	$22,440.79	$0.00
0200	0994438	99	0138		PV38203800563	G3ICT-INTERNATIONAL ASSO	9/14/20	2020	$38.92	$0.00
0200	0994438	99	0138		PV38203800583	DIRECTIONS TRAINING CENT	9/29/20	2020	$222.40	$0.00
0200	0994438	99	0138		PV38203800598	SDI PRESENCE LLC	9/29/20	2020	$98,497.72	$98,497.72
0200	0994438	99	0138		PV38203800598	SDI PRESENCE LLC	9/30/20	2020	$492,488.63	$196,995.44
0200	0994438	99	0138		PV38203800644	AMAZON WEB SERVICES INC	10/16/20	2020	$247.70	$123.85
0200	0994438	99	0138		PV38203800644	AMAZON WEB SERVICES INC	10/19/20	2020	$395.25	$131.38
0200	0994438	99	0138		PV38203800663	DIRECTIONS TRAINING CENT	10/21/20	2020	$38.23	$0.00
0200	0994438	99	0138		PV38203800664	SOCRATA INC	10/21/20	2020	$1,914.20	$0.00
0200	0994438	99	0138		PV38203806047	AMAZON WEB SERVICES INC	3/16/20	2020	$115.06	$0.00
0200	0994438	99	0138		PV38203806048	AMAZON WEB SERVICES INC	3/13/20	2020	$112.46	$0.00
0200	0994438	99	0138		PV38203806074	THE DARK SKY COMPANY LL	3/19/20	2020	$14.84	$0.00
0200	0994438	99	0138		PV38203806082	DANIEL NIELSEN	5/5/20	2020	$7.79	$0.00
0200	0994438	99	0138		PV38203806209	IL DEPARTMENT OF INNOVAT	6/26/20	2020	$379.96	$0.00
0200	0994438	99	0138		PV38203806216	IL DEPARTMENT OF INNOVAT	7/14/20	2020	$761.74	$0.00
0200	0994438	99	0138		PV38203806217	IL DEPARTMENT OF INNOVAT	7/14/20	2020	$761.74	$0.00
0200	0994438	99	0138		PV38203806260	AT&T CORP	7/20/20	2020	$8,374.28	$0.00
0200	0994438	99	0138		PV38203806288	UNISYS CORPORATION	7/27/20	2020	$2,380.57	$0.00
0200	0994438	99	0138		PV38203806291	AMAZON WEB SERVICES INC	7/28/20	2020	$458.72	$0.00
0200	0994438	99	0138		PV38203806305	IL DEPARTMENT OF INNOVAT	7/31/20	2020	$380.87	$0.00
0200	0994438	99	0138		PV38203806369	IL DEPARTMENT OF INNOVAT	9/22/20	2020	$384.75	$0.00
0200	0994438	99	0138		PV38203806534	IL DEPARTMENT OF INNOVAT	10/26/20	2020	$384.75	$0.00
0200	0994438	99	0138		PV38203806590	AT&T CORP	12/8/20	2020	$450.48	$0.00
0200	0994438	99	0138		PV38203806591	AT&T CORP	12/7/20	2020	$291.00	$0.00
0200	0994438	99	0138		PV38203806627	AT&T CORP	12/23/20	2020	$294.85	$0.00
0200	0994438	99	0138		PV38203806643	AT&T CORP	1/12/21	2020	$6,125.90	$0.00
0200	0994438	99	0138		PV38203806659	AT&T CORP	1/13/21	2020	$708.90	$0.00
0200	0994438	99	0138		PVCI20CI100054	UNISYS CORPORATION	2/5/20	2020	$44,500.39	$0.00
0200	0994438	99	0138		PVCI20CI100160	R4 SERVICES, LLC.	2/21/20	2020	$46.51	$0.00
0200	0994438	99	0138		PVCI20CI100186	ADSYSTECH, INC	2/27/20	2020	$3,143.71	$0.00
0200	0994438	99	0138		PVCI20CI100206	ADSYSTECH, INC	2/26/20	2020	$3,264.14	$0.00
0200	0994438	99	0138		PVCI20CI100209	ADSYSTECH, INC	2/27/20	2020	$23,849.52	$0.00
0200	0994438	99	0138		PVCI20CI100329	CDW GOVERNMENT, LLC.	3/5/20	2020	$1,598.10	$0.00
0200	0994438	99	0138		PVCI20CI100350	CDW GOVERNMENT, LLC.	3/6/20	2020	$3,007.79	$0.00
0200	0994438	99	0138		PVCI20CI100355	CDW GOVERNMENT, LLC.	3/6/20	2020	$11,868.85	$5,934.43
0200	0994438	99	0138		PVCI20CI100362	SDI PRESENCE LLC	3/9/20	2020	$36,602.60	$0.00
0200	0994438	99	0138		PVCI20CI100400	SDI PRESENCE LLC	3/11/20	2020	$124,292.70	$0.00
0200	0994438	99	0138		PVCI20CI100424	R4 SERVICES, LLC.	3/12/20	2020	$38.04	$0.00

0200	0994438	99	0138	220138	PVCI20CI100442	SDI PRESENCE LLC	3/16/20	2020	$98,548.44	$0.00
0200	0994438	99	0138		PVCI20CI100465	CDW GOVERNMENT, LLC.	3/17/20	2020	$321.42	$0.00
0200	0994438	99	0138		PVCI20CI100500	SDI PRESENCE LLC	3/19/20	2020	$6,766.50	$0.00
0200	0994438	99	0138		PVCI20CI100538	CDW GOVERNMENT, LLC.	3/23/20	2020	$2,485.60	$0.00
0200	0994438	99	0138		PVCI20CI100553	SDI PRESENCE LLC	3/24/20	2020	$43,131.54	$0.00
0200	0994438	99	0138		PVCI20CI100558	CDW GOVERNMENT, LLC.	3/24/20	2020	$4,153.62	$0.00
0200	0994438	99	0138		PVCI20CI100695	R4 SERVICES, LLC.	4/6/20	2020	$40.78	$0.00
0200	0994438	99	0138		PVCI20CI100783	CDW GOVERNMENT, LLC.	4/16/20	2020	$189,627.76	$0.00
0200	0994438	99	0138		PVCI20CI100808	ADSYSTECH, INC	4/20/20	2020	$3,143.71	$0.00
0200	0994438	99	0138		PVCI20CI100817	ADSYSTECH, INC	4/20/20	2020	$11,924.76	$0.00
0200	0994438	99	0138		PVCI20CI100819	CDW GOVERNMENT, LLC.	4/21/20	2020	$1,660.48	$0.00
0200	0994438	99	0138		PVCI20CI100913	SDI PRESENCE LLC	4/29/20	2020	$98,548.44	$0.00
0200	0994438	99	0138		PVCI20CI100969	COMPUTER AID INC	5/4/20	2020	$56,504.25	$0.00
0200	0994438	99	0138		PVCI20CI100979	SDI PRESENCE LLC	5/4/20	2020	$98,548.44	$0.00
0200	0994438	99	0138		PVCI20CI101004	R4 SERVICES, LLC.	5/6/20	2020	$40.80	$0.00
0200	0994438	99	0138		PVCI20CI101071	ADSYSTECH, INC	5/12/20	2020	$3,143.71	$0.00
0200	0994438	99	0138		PVCI20CI101073	ADSYSTECH, INC	5/12/20	2020	$11,924.76	$0.00
0200	0994438	99	0138		PVCI20CI101159	COMPUTER AID INC	5/19/20	2020	$148,174.61	$0.00
0200	0994438	99	0138		PVCI20CI101188	CDW GOVERNMENT, LLC.	5/21/20	2020	$4,349.42	$0.00
0200	0994438	99	0138		PVCI20CI101194	ELECTRONIC KNOWLEDGE IN	5/21/20	2020	$1,417.42	$0.00
0200	0994438	99	0138		PVCI20CI101214	ELECTRONIC KNOWLEDGE IN	5/21/20	2020	$18,968.58	$0.00
0200	0994438	99	0138		PVCI20CI101243	SDI PRESENCE LLC	5/26/20	2020	$43,131.54	$0.00
0200	0994438	99	0138		PVCI20CI101307	MOTOROLA INC FKA SUNCOA	6/8/20	2020	$14,647.26	$0.00
0200	0994438	99	0138		PVCI20CI101308	MOTOROLA INC FKA SUNCOA	6/8/20	2020	$5,765.47	$0.00
0200	0994438	99	0138		PVCI20CI101312	MOTOROLA INC FKA SUNCOA	6/8/20	2020	$5,765.47	$0.00
0200	0994438	99	0138		PVCI20CI101318	R4 SERVICES, LLC.	6/8/20	2020	$38.72	$0.00
0200	0994438	99	0138		PVCI20CI101319	FRANK COONEY CO, INC.	6/8/20	2020	$3,018.14	$0.00
0200	0994438	99	0138		PVCI20CI101321	MOTOROLA INC FKA SUNCOA	6/8/20	2020	$1,902.50	$0.00
0200	0994438	99	0138		PVCI20CI101388	CDW GOVERNMENT, LLC.	6/16/20	2020	$737.32	$0.00
0200	0994438	99	0138		PVCI20CI101417	ASKREPLY, INC (DBA B2GNO	6/18/20	2020	$6,516.28	$0.00
0200	0994438	99	0138		PVCI20CI101449	CDW GOVERNMENT, LLC.	6/19/20	2020	$1,195.84	$0.00
0200	0994438	99	0138		PVCI20CI101450	CDW GOVERNMENT, LLC.	6/19/20	2020	$6,133.06	$0.00
0200	0994438	99	0138		PVCI20CI101457	ASKREPLY, INC (DBA B2GNO	6/19/20	2020	$5,242.72	$0.00
0200	0994438	99	0138		PVCI20CI101575	CDW GOVERNMENT, LLC.	7/1/20	2020	$8,244.25	$0.00
0200	0994438	99	0138		PVCI20CI101576	CDW GOVERNMENT, LLC.	7/1/20	2020	$164.55	$0.00
0200	0994438	99	0138		PVCI20CI101577	CDW GOVERNMENT, LLC.	7/1/20	2020	$7,680.42	$0.00
0200	0994438	99	0138		PVCI20CI101578	CDW GOVERNMENT, LLC.	7/1/20	2020	$11,641.84	$0.00
0200	0994438	99	0138		PVCI20CI101579	CDW GOVERNMENT, LLC.	7/1/20	2020	$1,008.00	$0.00
0200	0994438	99	0138		PVCI20CI101585	CDW GOVERNMENT, LLC.	7/1/20	2020	$22,799.05	$0.00

0200	0994438	99	0138	220138	PVCI20CI101590	SDI PRESENCE LLC	7/2/20	2020	$98,548.44	$0.00
0200	0994438	99	0138		PVCI20CI101599	ADSYSTECH, INC	7/2/20	2020	$3,143.71	$0.00
0200	0994438	99	0138		PVCI20CI101600	ADSYSTECH, INC	7/2/20	2020	$11,924.76	$0.00
0200	0994438	99	0138		PVCI20CI101613	CDW GOVERNMENT, LLC.	7/6/20	2020	$108.48	$0.00
0200	0994438	99	0138		PVCI20CI101629	R4 SERVICES, LLC.	7/7/20	2020	$39.14	$0.00
0200	0994438	99	0138		PVCI20CI101711	CDW GOVERNMENT, LLC.	7/14/20	2020	$5,101.45	$0.00
0200	0994438	99	0138		PVCI20CI101743	MOTOROLA INC FKA SUNCOA	7/16/20	2020	$8,274.87	$0.00
0200	0994438	99	0138		PVCI20CI101744	MOTOROLA INC FKA SUNCOA	7/16/20	2020	$5,765.48	$0.00
0200	0994438	99	0138		PVCI20CI101770	MOTOROLA INC FKA SUNCOA	7/20/20	2020	$1,001.45	$0.00
0200	0994438	99	0138		PVCI20CI101818	CDW GOVERNMENT, LLC.	7/23/20	2020	$4,539.30	$0.00
0200	0994438	99	0138		PVCI20CI101852	CDW GOVERNMENT, LLC.	7/27/20	2020	$5,751.09	$0.00
0200	0994438	99	0138		PVCI20CI101871	CANON SOLUTIONS AMERICA	7/28/20	2020	$15.72	$0.00
0200	0994438	99	0138		PVCI20CI101970	DELL MARKETING L.P.	8/4/20	2020	$5.51	$0.00
0200	0994438	99	0138		PVCI20CI101988	CDW GOVERNMENT, LLC.	8/5/20	2020	$2,142.10	$0.00
0200	0994438	99	0138		PVCI20CI102125	COMPUTER AID INC	8/12/20	2020	$1,069.74	$0.00
0200	0994438	99	0138		PVCI20CI102225	COMPUTER AID INC	8/17/20	2020	$65,098.73	$0.00
0200	0994438	99	0138		PVCI20CI102336	ELECTRONIC KNOWLEDGE IN	8/21/20	2020	$16,002.69	$0.00
0200	0994438	99	0138		PVCI20CI102337	MOTOROLA INC FKA SUNCOA	8/21/20	2020	$18,066.94	$0.00
0200	0994438	99	0138		PVCI20CI102379	CDW GOVERNMENT, LLC.	8/27/20	2020	$1,834.80	$0.00
0200	0994438	99	0138		PVCI20CI102436	ELECTRONIC KNOWLEDGE IN	9/1/20	2020	$13,290.65	$0.00
0200	0994438	99	0138		PVCI20CI102452	COMPUTER AID INC	9/2/20	2020	$4,563.42	$0.00
0200	0994438	99	0138		PVCI20CI102459	COMPUTER AID INC	9/2/20	2020	$65,098.73	$0.00
0200	0994438	99	0138		PVCI20CI102460	ADSYSTECH, INC	9/2/20	2020	$11,924.76	$0.00
0200	0994438	99	0138		PVCI20CI102462	ADSYSTECH, INC	9/2/20	2020	$3,143.71	$0.00
0200	0994438	99	0138		PVCI20CI102480	CDW GOVERNMENT, LLC.	9/3/20	2020	$290.25	$0.00
0200	0994438	99	0138		PVCI20CI102496	DLT SOLUTIONS LLC	9/3/20	2020	$1,132.61	$0.00
0200	0994438	99	0138		PVCI20CI102499	CANON SOLUTIONS AMERICA	9/3/20	2020	$22.15	$0.00
0200	0994438	99	0138		PVCI20CI102532	SLG INNOVATION INC	9/9/20	2020	$4,296.92	$0.00
0200	0994438	99	0138		PVCI20CI102561	SDI PRESENCE LLC	9/9/20	2020	$430.84	$0.00
0200	0994438	99	0138		PVCI20CI102576	SLG INNOVATION INC	9/10/20	2020	$6,992.16	$0.00
0200	0994438	99	0138		PVCI20CI102733	DLT SOLUTIONS LLC	9/30/20	2020	$54,340.79	$0.00
0200	0994438	99	0138		PVCI20CI102734	DLT SOLUTIONS LLC	9/30/20	2020	$247,003.60	$0.00
0200	0994438	99	0138		PVCI20CI102738	DLT SOLUTIONS LLC	9/30/20	2020	$40,597.04	$0.00
0200	0994438	99	0138		PVCI20CI102742	CDW GOVERNMENT, LLC.	9/30/20	2020	$3,988.10	$0.00
0200	0994438	99	0138		PVCI20CI102746	CLARITY PARTNERS LLC	9/30/20	2020	$3,981.85	$0.00
0200	0994438	99	0138		PVCI20CI102809	CDW GOVERNMENT, LLC.	10/5/20	2020	$1,331.62	$0.00
0200	0994438	99	0138		PVCI20CI102816	ADSYSTECH, INC	10/5/20	2020	$3,143.71	$0.00
0200	0994438	99	0138		PVCI20CI102817	ADSYSTECH, INC	10/5/20	2020	$11,924.76	$0.00
0200	0994438	99	0138		PVCI20CI102847	ELECTRONIC KNOWLEDGE IN	10/6/20	2020	$13,634.01	$0.00

0200	0994438	99	0138	220138	PVCI20CI102857	COMPUTER AID INC	10/6/20	2020	$1,854.92	$0.00
0200	0994438	99	0138		PVCI20CI102867	ELECTRONIC KNOWLEDGE IN	10/7/20	2020	$13,656.83	$0.00
0200	0994438	99	0138		PVCI20CI102877	MIDWEST MOVING & STORAG	10/7/20	2020	$38.46	$0.00
0200	0994438	99	0138		PVCI20CI102891	MOTOROLA INC FKA SUNCOA	10/7/20	2020	$2,609.09	$0.00
0200	0994438	99	0138		PVCI20CI102952	COMPUTER AID INC	10/20/20	2020	$2,622.63	$0.00
0200	0994438	99	0138		PVCI20CI102954	CDW GOVERNMENT, LLC.	10/20/20	2020	$56.35	$0.00
0200	0994438	99	0138		PVCI20CI103042	CDW GOVERNMENT, LLC.	10/27/20	2020	$2,721.47	$0.00
0200	0994438	99	0138		PVCI20CI103102	CDW GOVERNMENT, LLC.	10/30/20	2020	$22,789.60	$0.00
0200	0994438	99	0138		PVCI20CI103171	CDW GOVERNMENT, LLC.	11/4/20	2020	$19,526.46	$0.00
0200	0994438	99	0138		PVCI20CI103227	CATALYST CONSULTING GRO	11/10/20	2020	$70,605.38	$0.00
0200	0994438	99	0138		PVCI20CI103604	ADSYSTECH, INC	12/11/20	2020	$3,143.70	$0.00
0200	0994438	99	0138		PVCI20CI103605	ADSYSTECH, INC	12/11/20	2020	$11,924.76	$0.00
0200	0994438	99	0138		PVCI20CI103621	CDW GOVERNMENT, LLC.	12/11/20	2020	$281.10	$0.00
0200	0994438	99	0138		PVCI20CI103637	COMPUTER AID INC	12/11/20	2020	$1,531.06	$0.00
0200	0994438	99	0138		PVCI20CI103677	INFOR PUBLIC SECTOR INC	12/15/20	2020	$193,763.40	$0.00
0200	0994438	99	0138		PVCI20CI103767	MOTOROLA INC FKA SUNCOA	12/22/20	2020	$3,789.85	$0.00
0200	0994438	99	0138		PVCI20CI103776	ADSYSTECH, INC	12/22/20	2020	$11,924.76	$0.00
0200	0994438	99	0138		PVCI20CI103782	ADSYSTECH, INC	12/22/20	2020	$3,143.71	$0.00
0200	0994438	99	0138		PVCI20CI103789	COMPUTER AID INC	12/22/20	2020	$2,300.81	$0.00
0200	0994438	99	0138		PVCI20CI103795	CATALYST CONSULTING GRO	12/22/20	2020	$28,982.52	$0.00
0200	0994438	99	0138		PVCI20CI103799	COMPUTER AID INC	12/23/20	2020	$57,016.25	$0.00
0200	0994438	99	0138		PVCI20CI103801	COMPUTER AID INC	12/23/20	2020	$66,734.52	$0.00
0200	0994438	99	0138		PVCI20CI103814	COMPUTER AID INC	12/23/20	2020	$6,744.63	$0.00
0200	0994438	99	0138		PVCI20CI103836	CATALYST CONSULTING GRO	12/23/20	2020	$118,927.61	$0.00
0200	0994438	99	0138		PVCI20CI103959	MOTOROLA INC FKA SUNCOA	1/5/21	2020	$647.52	$0.00
0200	0994438	99	0138		PVCI20CI103983	MOTOROLA INC FKA SUNCOA	1/6/21	2020	$73.71	$0.00
0200	0994438	99	0138		PVCI20CI103988	MIDWEST MOVING & STORAG	1/6/21	2020	$257.36	$0.00
0200	0994438	99	0138		PVCI20CI104029	MOTOROLA INC FKA SUNCOA	1/7/21	2020	$25.03	$0.00
0200	0994438	99	0138		PVCI20CI104156	CDW GOVERNMENT, LLC.	1/19/21	2020	$342.50	$0.00
0200	0994438	99	0138		PVCI20CI104204	COMPUTER AID INC	1/22/21	2020	$2,099.28	$0.00
0200	0994438	99	0138		PVCI20CI104235	INFOR PUBLIC SECTOR INC	1/25/21	2020	$75,350.58	$75,350.58
0200	0994438	99	0138		PVCI20CI104416	ADSYSTECH, INC	2/5/21	2020	$602.76	$0.00
0200	0994438	99	0138		PVCI20CI403405	CDW GOVERNMENT, LLC.	6/2/20	2020	$222.59	$0.00
0200	0994438	99	0138		PVCI20CI407525	COMPUTER AID INC	11/10/20	2020	$66,734.52	$0.00
0200	0994438	99	0138		PVCI20CI500485	ELECTRONIC KNOWLEDGE IN	4/10/20	2020	$5,224.09	$0.00
0200	0994438	99	0138		PVCI20CI500489	ELECTRONIC KNOWLEDGE IN	4/13/20	2020	$16,942.12	$0.00
0200	0994438	99	0138		PVCI20CI500490	ELECTRONIC KNOWLEDGE IN	4/13/20	2020	$32,927.08	$0.00
0200	0994438	99	0138		PVCI20CI500700	DLT SOLUTIONS LLC	5/13/20	2020	$45,027.96	$0.00
0200	0994438	99	0138		PVCI20CI500976	CDW GOVERNMENT, LLC.	6/15/20	2020	$17,187.13	$0.00

0200	0994438	99	0138	220138	PVCI20CI500999	CDW GOVERNMENT, LLC.	6/16/20	2020	$7,741.17	$0.00
0200	0994438	99	0138		PVCI20CI501340	CDW GOVERNMENT, LLC.	7/24/20	2020	$9.81	$0.00
0200	0994438	99	0138		PVCI20CI501343	CDW GOVERNMENT, LLC.	7/24/20	2020	$28,357.14	$0.00
0200	0994438	99	0138		PVCI20CI501448	ADSYSTECH, INC	8/4/20	2020	$3,143.71	$0.00
0200	0994438	99	0138		PVCI20CI501451	ADSYSTECH, INC	8/5/20	2020	$11,924.76	$0.00
0200	0994438	99	0138		PVCI20CI502048	CDW GOVERNMENT, LLC.	9/18/20	2020	$1,972.74	$0.00
0200	0994438	99	0138		PVCI20CI502049	CDW GOVERNMENT, LLC.	9/18/20	2020	$1,014.00	$0.00
0200	0994438	99	0138		PVCI20CI502125	CLARITY PARTNERS LLC	9/30/20	2020	$5,972.77	$0.00
0200	0994438	99	0138		PVCI20CI502541	MOTOROLA INC FKA SUNCOA	11/4/20	2020	$1,311.44	$0.00
0200	0994438	99	0138		PVCI20CI502543	MOTOROLA INC FKA SUNCOA	11/4/20	2020	$9,665.98	$0.00
0200	0994438	99	0138		PVCI20CI502545	MOTOROLA INC FKA SUNCOA	11/4/20	2020	$10,872.30	$0.00
0200	0994438	99	0138		PVCI20CI502547	ADSYSTECH, INC	11/4/20	2020	$15,068.47	$0.00
0200	0994438	99	0138		PVCI20CI700709	DLT SOLUTIONS LLC	5/15/20	2020	$244,849.09	$0.00
0200	0994438	99	0138		PVCI20CI700710	DLT SOLUTIONS LLC	5/14/20	2020	$15,932.65	$0.00
0200	0994438	99	0138		PVCI20CI700711	DLT SOLUTIONS LLC	5/14/20	2020	$21,334.66	$0.00
0200	0994438	99	0138		PVCI20CI700824	ADSYSTECH, INC	6/3/20	2020	$11,924.76	$0.00
0200	0994438	99	0138		PVCI20CI700825	ADSYSTECH, INC	6/3/20	2020	$3,143.71	$0.00
0200	0994438	99	0138		PVCI20CI700930	CDW GOVERNMENT, LLC.	6/12/20	2020	$1,014.00	$0.00
0200	0994438	99	0138		PVCI20CI701077	SDI PRESENCE LLC	7/1/20	2020	$98,548.44	$0.00
0200	0994438	99	0138		PVCI20CI701080	CANON SOLUTIONS AMERICA	7/1/20	2020	$17.59	$0.00
0200	0994438	99	0138		PVCI20CI701439	CANON SOLUTIONS AMERICA	8/6/20	2020	$16.58	$0.00
0200	0994438	99	0138		PVCI20CI701719	CDW GOVERNMENT, LLC.	9/3/20	2020	$708.71	$0.00
0200	0994438	99	0138		PVCI20CI701729	ELECTRONIC KNOWLEDGE IN	9/4/20	2020	$15,968.75	$0.00
0200	0994438	99	0138		PVCI20CI701731	ELECTRONIC KNOWLEDGE IN	9/4/20	2020	$13,729.84	$0.00
0200	0994438	99	0138		PVCI20CI701927	COMPUTER AID INC	10/1/20	2020	$4,678.09	$0.00
				220138			**Sum:**		**$4,479,327.80**	**$432,064.63**

Fund Code	Cost Center Code	Department Code	Appropriation Code	Account Code	Transaction Reference	Vendor Reference	Posted Date	Year	JE Line Debits	JE Line Credits
0200	0282005	28	0139	220139	PV28202800069	MOODY	6/16/20	2020	$30,000.00	$0.00
0200	0282005	28	0139		PV28202800081	INHUB LLC	7/6/20	2020	$500.00	$0.00
0200	0282005	28	0139		PV28202800104	CREDIT SIGHTS INC	8/6/20	2020	$4,738.00	$0.00
0200	0994438	99	0139		PV38203806372	AT&T CORP	9/28/20	2020	$32,591.57	$0.00
0200	0994438	99	0139		PVCI20CI100442	SDI PRESENCE LLC	3/16/20	2020	$561,900.00	$0.00
0200	0994438	99	0139		PVCI20CI100812	SDI PRESENCE LLC	4/20/20	2020	$110,838.62	$0.00
0200	0994438	99	0139		PVCI20CI101146	SDI PRESENCE LLC	5/19/20	2020	$66,503.17	$0.00
0200	0994438	99	0139		PVCI20CI102968	SDI PRESENCE LLC	10/21/20	2020	$35,642.68	$0.00
0200	0994438	99	0139		PVCI20CI102970	SDI PRESENCE LLC	10/21/20	2020	$116,727.00	$0.00
0200	0994438	99	0139		PVCI20CI102978	SDI PRESENCE LLC	10/21/20	2020	$93,381.59	$0.00
0200	0994438	99	0139		PVCI20CI103606	SDI PRESENCE LLC	12/11/20	2020	$121,686.00	$0.00

0200	0994438	99	0139	220139	PVCI20CI103607	SDI PRESENCE LLC	12/11/20	2020	$9,085.27	$0.00
0200	0994438	99	0139		PVCI20CI103609	SDI PRESENCE LLC	12/11/20	2020	$107,113.00	$0.00
0200	0994438	99	0139		PVCI20CI103610	SDI PRESENCE LLC	12/11/20	2020	$111,828.00	$0.00
0200	0994438	99	0139		PVCI20CI103611	SDI PRESENCE LLC	12/11/20	2020	$118,643.00	$0.00
0200	0994438	99	0139		PVCI20CI103612	SDI PRESENCE LLC	12/11/20	2020	$132,710.00	$0.00
0200	0994438	99	0139		PVCI20CI103613	SDI PRESENCE LLC	12/11/20	2020	$139,981.00	$0.00
0200	0994438	99	0139		PVCI20CI103640	SDI PRESENCE LLC	12/14/20	2020	$57,697.52	$0.00
0200	0994438	99	0139		PVCI20CI702874	SDI PRESENCE LLC	1/7/21	2020	$78,444.88	$0.00
				220139			**Sum:**		**$1,930,011.30**	**$0.00**

Fund Code	Cost Center Code	Department Code	Appropriation Code	Account Code	Transaction Reference	Vendor Reference	Posted Date	Year	JE Line Debits	JE Line Credits
0200	0032005	03	0140	220140	PV03200300003	OFFICE OF INSPECTOR GENE	2/11/20	2020	$317.00	$0.00
0200	0032005	03	0140		PV03200300010	OFFICE OF INSPECTOR GENE	5/15/20	2020	$317.00	$0.00
0200	0032005	03	0140		PV03200300021	OFFICE OF INSPECTOR GENE	7/9/20	2020	$317.00	$0.00
0200	0032005	03	0140		PV03200300033	OFFICE OF INSPECTOR GENE	10/21/20	2020	$317.00	$0.00
0200	0272015	27	0140		PV27202702171	MARTIN J. LUBY LLC	4/10/20	2020	$444.50	$0.00
0200	0272015	27	0140		PV27202702177	MARTIN J. LUBY LLC	8/6/20	2020	$444.50	$0.00
0200	0272015	27	0140		PV27202702188	MARTIN J. LUBY LLC	11/24/20	2020	$444.50	$0.00
0200	0272015	27	0140		PV27202702193A	REFINITIV GLOBAL MARKETS	2/22/21	2020	$128.20	$0.00
0200	0272015	27	0140		PV27202702194	MARTIN J. LUBY LLC	1/19/21	2020	$444.50	$444.50
0200	0272015	27	0140		PV27202702195A	MARTIN J. LUBY LLC	1/29/21	2020	$444.50	$0.00
0200	0272015	27	0140		PV27202703067	AON CONSULTING INC	3/25/20	2020	$1,467.49	$0.00
0200	0272015	27	0140		PV27202703084	AON CONSULTING INC	5/7/20	2020	$531.00	$0.00
0200	0272015	27	0140		PV27202703095	AON CONSULTING INC	5/14/20	2020	$1,096.33	$0.00
0200	0272015	27	0140		PV27202703134	AON CONSULTING INC	7/28/20	2020	$494.00	$0.00
0200	0272015	27	0140		PV27202703146	AON CONSULTING INC	9/1/20	2020	$1,473.62	$0.00
0200	0272015	27	0140		PV27202703162	AON CONSULTING INC	9/24/20	2020	$1,889.59	$0.00
0200	0272015	27	0140		PV27202703193	AON CONSULTING INC	11/2/20	2020	$679.74	$0.00
0200	0272015	27	0140		PV27202780130	ConnectYourCare, LLC	6/25/20	2020	$2,052.50	$0.00
0200	0272015	27	0140		PV27202780166	ConnectYourCare, LLC	7/30/20	2020	$1,822.50	$0.00
0200	0272020	27	0140		PV27202700052	FIFTH THIRD BANK 01	3/5/20	2020	$38,977.52	$0.00
0200	0272020	27	0140		PV27202700105	REALINFO. LLC	3/25/20	2020	$4,455.00	$0.00
0200	0272020	27	0140		PV27202700109	FIFTH THIRD BANK NATIONAL	3/25/20	2020	$36,486.26	$0.00
0200	0272020	27	0140		PV27202700139	FIFTH THIRD BANK NATIONAL	4/16/20	2020	$43,157.48	$0.00
0200	0272020	27	0140		PV27202700140	PACER SERVICE CENTER	4/17/20	2020	$2,063.90	$0.00
0200	0272020	27	0140		PV27202700208	FIFTH THIRD BANK NATIONAL	6/5/20	2020	$38,357.88	$0.00
0200	0272020	27	0140		PV27202700240	FIFTH THIRD BANK NATIONAL	6/18/20	2020	$43,163.01	$0.00
0200	0272020	27	0140		PV27202700243	REALINFO. LLC	6/24/20	2020	$4,455.00	$0.00
0200	0272020	27	0140		PV27202700275	PACER SERVICE CENTER	7/20/20	2020	$1,248.70	$0.00

0200	0272020	27	0140	220140	PV27202700286	FIFTH THIRD BANK 01	7/22/20	2020	$49,631.80	$0.00
0200	0272020	27	0140		PV27202700344	FIFTH THIRD BANK 01	9/3/20	2020	$25,433.48	$0.00
0200	0272020	27	0140		PV27202700410	REALINFO. LLC	11/5/20	2020	$4,455.00	$0.00
0200	0272020	27	0140		PV27202700412	PACER SERVICE CENTER	11/3/20	2020	$681.70	$0.00
0200	0272020	27	0140		PV27202700443	FIFTH THIRD BANK 01	11/13/20	2020	$35,972.84	$0.00
0200	0272020	27	0140		PV27202700444	FIFTH THIRD BANK 01	11/13/20	2020	$35,088.50	$0.00
0200	0272020	27	0140		PV27202700473	FIFTH THIRD BANK 01	11/25/20	2020	$30,717.83	$0.00
0200	0272020	27	0140		PV27202700481	National Data Center	12/2/20	2020	$1,500.00	$0.00
0200	0272020	27	0140		PV27202700487	National Data Center	12/11/20	2020	$1,500.00	$0.00
0200	0272020	27	0140		PV27202700488	National Data Center	12/11/20	2020	$1,500.00	$0.00
0200	0272020	27	0140		PV27202700517	REALINFO. LLC	12/17/20	2020	$4,455.00	$0.00
0200	0272020	27	0140		PV27202700523	FIFTH THIRD BANK 01	1/4/21	2020	$28,079.51	$0.00
0200	0272020	27	0140		PV27202700524	JP SOFTWARE INC	1/8/21	2020	$4,760.00	$0.00
0200	0272020	27	0140		PV27202700584	FIFTH THIRD BANCORP	2/10/21	2020	$35,494.36	$0.00
0200	0272020	27	0140		PV27202700592	PACER SERVICE CENTER	3/22/21	2020	$633.20	$633.20
0200	0272020	27	0140		PVCI20CI202790	SEBIS DIRECT	8/27/20	2020	$53,796.53	$0.00
0200	0272020	27	0140		PVCI20CI300185	SEBIS DIRECT	2/11/20	2020	$43,329.00	$0.00
0200	0272020	27	0140		PVCI20CI300219	SEBIS DIRECT	2/14/20	2020	$36,432.15	$0.00
0200	0272020	27	0140		PVCI20CI300442	SEBIS DIRECT	3/11/20	2020	$35,229.66	$0.00
0200	0272020	27	0140		PVCI20CI300446	GARDA GL GREAT LAKES INC	3/11/20	2020	$8,903.79	$0.00
0200	0272020	27	0140		PVCI20CI300516	NTT DATA, INC	2/19/20	2020	$256,633.00	$0.00
0200	0272020	27	0140		PVCI20CI300897	SEBIS DIRECT	4/1/20	2020	$672.10	$0.00
0200	0272020	27	0140		PVCI20CI301089	NTT DATA, INC	4/13/20	2020	$256,633.50	$0.00
0200	0272020	27	0140		PVCI20CI301214	SEBIS DIRECT	4/20/20	2020	$1,303.65	$0.00
0200	0272020	27	0140		PVCI20CI301273	SEBIS DIRECT	4/22/20	2020	$47,438.57	$0.00
0200	0272020	27	0140		PVCI20CI301314	SKYTECH ENTERPRISES, LTD	4/29/20	2020	$2,941.13	$0.00
0200	0272020	27	0140		PVCI20CI301739	SKYTECH ENTERPRISES, LTD	5/13/20	2020	$2,941.13	$0.00
0200	0272020	27	0140		PVCI20CI301860	SEBIS DIRECT	5/19/20	2020	$3,167.44	$0.00
0200	0272020	27	0140		PVCI20CI302166	SEBIS DIRECT	6/2/20	2020	$32,556.23	$0.00
0200	0272020	27	0140		PVCI20CI302167	SKYTECH ENTERPRISES, LTD	6/2/20	2020	$3,549.81	$0.00
0200	0272020	27	0140		PVCI20CI302425	SEBIS DIRECT	6/22/20	2020	$39,134.62	$0.00
0200	0272020	27	0140		PVCI20CI302441	NTT DATA, INC	6/23/20	2020	$256,633.00	$0.00
0200	0272020	27	0140		PVCI20CI302486	NTT DATA, INC	6/24/20	2020	$256,633.00	$0.00
0200	0272020	27	0140		PVCI20CI302895	SEBIS DIRECT	7/9/20	2020	$558.78	$0.00
0200	0272020	27	0140		PVCI20CI303178	SKYTECH ENTERPRISES, LTD	7/22/20	2020	$6,828.53	$0.00
0200	0272020	27	0140		PVCI20CI303179	SEBIS DIRECT	7/22/20	2020	$3,703.27	$0.00
0200	0272020	27	0140		PVCI20CI303407	NTT DATA, INC	8/6/20	2020	$256,633.00	$0.00
0200	0272020	27	0140		PVCI20CI303493	NTT DATA, INC	8/11/20	2020	$256,633.00	$0.00
0200	0272020	27	0140		PVCI20CI303711	SEBIS DIRECT	9/1/20	2020	$42,900.00	$0.00

0200	0272020	27	0140	220140	PVCI20CI305236	SEBIS DIRECT	10/2/20	2020	$1,551.72	$0.00
0200	0272020	27	0140		PVCI20CI305245	NTT DATA, INC	10/2/20	2020	$256,633.00	$0.00
0200	0272020	27	0140		PVCI20CI305272	SEBIS DIRECT	11/12/20	2020	$220.68	$0.00
0200	0272020	27	0140		PVCI20CI305451	NTT DATA, INC	11/17/20	2020	$330,049.00	$0.00
0200	0272020	27	0140		PVCI20CI305688	SEBIS DIRECT	10/20/20	2020	$85,035.05	$0.00
0200	0272020	27	0140		PVCI20CI305801	NTT DATA, INC	12/15/20	2020	$256,633.00	$0.00
0200	0272020	27	0140		PVCI20CI305947	SKYTECH ENTERPRISES, LTD	10/30/20	2020	$3,473.09	$0.00
0200	0272020	27	0140		PVCI20CI306166	SEBIS DIRECT	11/30/20	2020	$13,491.09	$0.00
0200	0272020	27	0140		PVCI20CI306172	SEBIS DIRECT	11/30/20	2020	$36,306.27	$0.00
0200	0272020	27	0140		PVCI20CI306553	SEBIS DIRECT	12/23/20	2020	$1,151.56	$0.00
0200	0272020	27	0140		PVCI20CI306573	SEBIS DIRECT	12/28/20	2020	$39,039.24	$0.00
0200	0272020	27	0140		PVCI20CI307289	SKYTECH ENTERPRISES, LTD	1/25/21	2020	$10,245.35	$0.00
0200	0272020	27	0140		PVCI20CI307509	NTT DATA, INC	2/5/21	2020	$660,289.00	$0.00
0200	0272020	27	0140		PVCI20CI307526	SEBIS DIRECT	2/8/21	2020	$2,066.71	$0.00
0200	0272020	27	0140		PVCI20CI307672	SEBIS DIRECT	2/18/21	2020	$50,225.81	$0.00
0200	0272020	27	0140		PVCI20CI308580	CSG FORTE PAYMENTS INC	2/27/20	2020	$17,000.00	$0.00
0200	0272020	27	0140		PVCI20CI330050	SKYTECH ENTERPRISES, LTD	3/8/21	2020	$3,611.19	$0.00
0200	0272020	27	0140		PVCI20CI700267	SKYTECH ENTERPRISES, LTD	3/5/20	2020	$3,432.17	$0.00
0200	0272020	27	0140		PVCI20CI700450	NTT DATA, INC	3/24/20	2020	$420,453.50	$0.00
0200	0272020	27	0140		PVCI20CI700952	SEBIS DIRECT	6/16/20	2020	$2,932.45	$0.00
0200	0282005	28	0140		PV2820200169	LEFT HOOK COMMUNICATION	1/5/21	2020	$19,776.34	$19,776.34
0200	0282005	28	0140		PV28202800030	CHICAGO READER	3/20/20	2020	$500.00	$0.00
0200	0282005	28	0140		PV28202800060	CATALYST CONSULTING GRO	5/27/20	2020	$500.00	$0.00
0200	0282005	28	0140		PV28202800088	VOICE BROADCASTING CORP	7/20/20	2020	$400.00	$0.00
0200	0282005	28	0140		PV28202800090	MIDWEST GAP ENTERPRISE	7/27/20	2020	$250.00	$0.00
0200	0282005	28	0140		PV28202800093	CATALYST CONSULTING GRO	7/31/20	2020	$150.00	$0.00
0200	0282005	28	0140		PV28202800094	ALPHA AND OMEGA MBC	7/30/20	2020	$250.00	$0.00
0200	0282005	28	0140		PV28202800101	CATALYST CONSULTING GRO	7/31/20	2020	$200.00	$0.00
0200	0282005	28	0140		PV28202800103	EXACT DATA	8/3/20	2020	$2,000.00	$0.00
0200	0282005	28	0140		PV28202800104	CREDIT SIGHTS INC	8/6/20	2020	$5,273.00	$0.00
0200	0282005	28	0140		PV28202800111	WHOVA INC	8/27/20	2020	$1,000.00	$0.00
0200	0282005	28	0140		PV28202800112	CHICAGO DEFENDER CHARIT	9/10/20	2020	$250.00	$0.00
0200	0282005	28	0140		PV28202800115	CATALYST CONSULTING GRO	9/3/20	2020	$87.50	$0.00
0200	0282005	28	0140		PV28202800123	WOODLAWN BAPTIST CHURC	9/21/20	2020	$250.00	$0.00
0200	0282005	28	0140		PV28202800124	ERVIN, MELISSA	9/14/20	2020	$25.00	$0.00
0200	0282005	28	0140		PV28202800125	ERVIN, MELISSA	9/14/20	2020	$25.00	$0.00
0200	0282005	28	0140		PV28202800126	ERVIN, MELISSA	9/14/20	2020	$25.16	$0.00
0200	0282005	28	0140		PV28202800137	ZOOM VIDEO COMMUNICATIO	10/26/20	2020	$1,000.00	$0.00
0200	0282005	28	0140		PV28202800139	Operation HOPE, Inc.	10/27/20	2020	$14,000.00	$0.00

0200	0282005	28	0140	220140	PV28202800152	HUX MADE PRODUCTIONS	11/30/20	2020	$2,000.00	$0.00
0200	0282005	28	0140		PV28202800165	MK COMMUNICATIONS INC.	12/17/20	2020	$8,000.00	$0.00
0200	0282005	28	0140		PV28202800169	LEFT HOOK COMMUNICATION	1/5/21	2020	$19,776.34	$0.00
0200	0313006	31	0140		PVCI20CI703153	NEWMARK MANAGEMENT	2/1/21	2020	$25,000.00	$0.00
0200	0382145	38	0140		PV38203806218	AT&T CORP	7/14/20	2020	$50,581.27	$0.00
0200	0382145	38	0140		PV38203806652	AT&T CORP	1/13/21	2020	$4,055.00	$0.00
0200	0382145	38	0140		PV38203806653	AT&T CORP	1/13/21	2020	$3,632.50	$0.00
0200	0382145	38	0140		PVCI20CI100362	SDI PRESENCE LLC	3/9/20	2020	$511,059.92	$0.00
0200	0382145	38	0140		PVCI20CI100641	SDI PRESENCE LLC	3/31/20	2020	$328,990.89	$0.00
0200	0382145	38	0140		PVCI20CI100812	SDI PRESENCE LLC	4/20/20	2020	$354,730.89	$0.00
0200	0382145	38	0140		PVCI20CI101158	SDI PRESENCE LLC	5/19/20	2020	$354,730.89	$0.00
0200	0382145	38	0140		PVCI20CI102973	SDI PRESENCE LLC	10/21/20	2020	$354,730.89	$0.00
0200	0382145	38	0140		PVCI20CI102975	SDI PRESENCE LLC	10/21/20	2020	$354,730.89	$0.00
0200	0382145	38	0140		PVCI20CI102976	SDI PRESENCE LLC	10/21/20	2020	$354,730.89	$0.00
0200	0382145	38	0140		PVCI20CI103608	SDI PRESENCE LLC	12/11/20	2020	$354,730.89	$0.00
0200	0382145	38	0140		PVCI20CI103773	SDI PRESENCE LLC	12/22/20	2020	$261,351.23	$0.00
0200	0382145	38	0140		PVCI20CI103774	SDI PRESENCE LLC	12/22/20	2020	$125,000.00	$0.00
0200	0382145	38	0140		PVCI20CI103962	SDI PRESENCE LLC	1/5/21	2020	$58,078.05	$0.00
0200	0382145	38	0140		PVCI20CI306225	CDW GOVERNMENT, LLC.	12/1/20	2020	$15,922.92	$0.00
0200	0382145	38	0140		PVCI20CI702598	SDI PRESENCE LLC	12/7/20	2020	$1,064,192.67	$0.00
0200	0384231	38	0140		PV38203801081	GENUINE PARTS COMPANY D	3/2/21	2020	$34,508.33	$0.00
0200	0384231	38	0140		PV38203801086	GENUINE PARTS COMPANY D	2/26/21	2020	$31,460.65	$0.00
0200	0384235	38	0140		PV38203800114	GENUINE PARTS COMPANY D	3/17/20	2020	$32,984.17	$0.00
0200	0384235	38	0140		PV38203800184	GENUINE PARTS COMPANY D	4/21/20	2020	$32,984.00	$0.00
0200	0384235	38	0140		PV38203800252	GENUINE PARTS COMPANY D	5/22/20	2020	$32,984.17	$0.00
0200	0384235	38	0140		PV38203800323	GENUINE PARTS COMPANY D	6/24/20	2020	$32,984.17	$0.00
0200	0384235	38	0140		PV38203800366	GENUINE PARTS COMPANY D	7/14/20	2020	$32,984.00	$0.00
0200	0384235	38	0140		PV38203800478	GENUINE PARTS COMPANY D	11/4/20	2020	$32,984.17	$0.00
0200	0384235	38	0140		PV38203800722	GENUINE PARTS COMPANY D	11/4/20	2020	$32,984.17	$0.00
0200	0384235	38	0140		PV38203800728	GENUINE PARTS COMPANY D	11/9/20	2020	$32,984.00	$0.00
0200	0384235	38	0140		PV38203800757	GENUINE PARTS COMPANY D	11/17/20	2020	$32,984.17	$0.00
0200	0384235	38	0140		PV38203800847	GENUINE PARTS COMPANY D	12/14/20	2020	$32,984.00	$0.00
0200	0384250	38	0140		PV38203800033	AMERESCO, INC.	2/11/20	2020	$11,202.25	$0.00
0200	0384250	38	0140		PV38203800109	AMERESCO, INC.	3/12/20	2020	$11,202.25	$0.00
0200	0384250	38	0140		PV38203800177	AMERESCO, INC.	4/10/20	2020	$11,202.25	$0.00
0200	0384250	38	0140		PV38203800233	AMERESCO, INC.	5/14/20	2020	$11,202.25	$0.00
0200	0384250	38	0140		PV38203800270	AMERESCO, INC.	6/5/20	2020	$11,202.25	$0.00
0200	0384250	38	0140		PV38203800418	AMERESCO, INC.	7/24/20	2020	$11,202.25	$0.00
0200	0384250	38	0140		PV38203800553	AMERESCO, INC.	9/8/20	2020	$11,202.25	$0.00

0200	0384250	38	0140	220140	PV38203800629	AMERESCO, INC.	10/8/20	2020	$11,202.25	$0.00
0200	0384250	38	0140		PV38203800652	AMERESCO, INC.	10/16/20	2020	$11,202.25	$0.00
0200	0384250	38	0140		PV38203800747	AMERESCO, INC.	11/16/20	2020	$11,202.25	$0.00
0200	0384250	38	0140		PV38203800840	AMERESCO, INC.	12/8/20	2020	$11,202.25	$0.00
0200	0384250	38	0140		PV38203801003	AMERESCO, INC.	1/20/21	2020	$11,202.25	$0.00
0200	0882005	88	0140		PV88208800221	AMERICAN WATERWORKS AS	2/7/20	2020	$23,969.00	$0.00
0200	0882005	88	0140		PV88208800242	AMERICAN WATERWORKS AS	2/25/20	2020	$3,600.00	$0.00
0200	0882005	88	0140		PV88208800246	LANGUAGE LINE SOLUTIONS	3/11/20	2020	$0.00	$65.00
0200	0882005	88	0140		PV88208800246	LANGUAGE LINE SOLUTIONS	3/20/20	2020	$65.00	$0.00
0200	0882005	88	0140		PV88208800272	LANGUAGE LINE SOLUTIONS	3/16/20	2020	$65.00	$0.00
0200	0882005	88	0140		PV88208800274	LANGUAGE LINE SOLUTIONS	3/20/20	2020	$284.62	$0.00
0200	0882005	88	0140		PV88208800514	WILD GOOSE CHASE	4/1/20	2020	$26,929.00	$0.00
0200	0882005	88	0140		PV88208800539	WILD GOOSE CHASE	4/29/20	2020	$7,067.00	$0.00
0200	0882005	88	0140		PV88208800566	WATER RESEARCH FOUNDAT	5/19/20	2020	$9,642.61	$0.00
0200	0882005	88	0140		PV88208800574	ALLIANCE FOR WATER EFFICI	6/10/20	2020	$15,491.41	$0.00
0200	0882005	88	0140		PV88208801086	CHICAGO BAR ASSOCIATION	7/29/20	2020	$510.00	$0.00
0200	0882005	88	0140		PV88208801135	NATIONAL INSTITUTE OF GOV	10/7/20	2020	$730.00	$0.00
0200	0882005	88	0140		PV88208801639	STANLEY DECALUWE	11/3/20	2020	$10,500.00	$0.00
0200	0882005	88	0140		PV88208801648	BELLA DIA DESIGNS	11/17/20	2020	$1,000.00	$0.00
0200	0882005	88	0140		PV88208801669	CLAUDETTE G BAKER & ASSC	12/1/20	2020	$1,200.00	$0.00
0200	0882005	88	0140		PV88208801702	SWIFTREACH NETWORK	12/14/20	2020	$3,750.00	$0.00
0200	0882005	88	0140		PV88208801717	WATER ENVIRNMENT FEDER	12/18/20	2020	$170.00	$0.00
0200	0882005	88	0140		PV88208801920	CLAUDETTE G BAKER & ASSC	12/23/20	2020	$1,200.00	$0.00
0200	0882005	88	0140		PV88208801975	Current Innovation, NFP	1/11/21	2020	$300,000.00	$0.00
0200	0882005	88	0140		PVCI11CI000122	SKYTECH ENTERPRISES, LTD	10/2/20	2020	$0.00	$177.62
0200	0882005	88	0140		PVCI12CI033926	SKYTECH ENTERPRISES, LTD	12/17/20	2020	$0.00	$13,302.65
0200	0882005	88	0140		PVCI20CI200428	SKYTECH ENTERPRISES, LTD	3/10/20	2020	$4,202.00	$0.00
0200	0882005	88	0140		PVCI20CI200428	SKYTECH ENTERPRISES, LTD	3/11/20	2020	$245,593.65	$130,944.83
0200	0882005	88	0140		PVCI20CI202787	STEINER SECURITY SERVICE	8/28/20	2020	$215,218.32	$0.00
0200	0882005	88	0140		PVCI20CI300064	STEINER SECURITY SERVICE	2/3/20	2020	$97,038.48	$0.00
0200	0882005	88	0140		PVCI20CI300074	STEINER SECURITY SERVICE	2/7/20	2020	$93,632.80	$0.00
0200	0882005	88	0140		PVCI20CI300314	STEINER SECURITY SERVICE	3/5/20	2020	$93,573.43	$0.00
0200	0882005	88	0140		PVCI20CI300455	STEINER SECURITY SERVICE	3/12/20	2020	$93,632.80	$0.00
0200	0882005	88	0140		PVCI20CI300941	STEINER SECURITY SERVICE	4/6/20	2020	$93,113.46	$0.00
0200	0882005	88	0140		PVCI20CI300991	SKYTECH ENTERPRISES, LTD	4/8/20	2020	$58,397.30	$0.00
0200	0882005	88	0140		PVCI20CI300994	STEINER SECURITY SERVICE	4/8/20	2020	$93,632.80	$0.00
0200	0882005	88	0140		PVCI20CI301026	SKYTECH ENTERPRISES, LTD	4/9/20	2020	$48,407.04	$0.00
0200	0882005	88	0140		PVCI20CI301287	STEINER SECURITY SERVICE	4/23/20	2020	$93,632.80	$0.00
0200	0882005	88	0140		PVCI20CI301648	SET ENVIRONMENTAL INC	5/8/20	2020	$5,601.65	$0.00

0200	0882005	88	0140	220140	PVCI20CI301706	SET ENVIRONMENTAL INC	5/12/20	2020	$5,433.98	$0.00
0200	0882005	88	0140		PVCI20CI301794	STEINER SECURITY SERVICE	5/15/20	2020	$93,632.80	$0.00
0200	0882005	88	0140		PVCI20CI302087	STEINER SECURITY SERVICE	5/28/20	2020	$29,224.03	$0.00
0200	0882005	88	0140		PVCI20CI302297	STEINER SECURITY SERVICE	6/10/20	2020	$93,107.85	$0.00
0200	0882005	88	0140		PVCI20CI302492	SKYTECH ENTERPRISES, LTD	6/25/20	2020	$4,706.24	$0.00
0200	0882005	88	0140		PVCI20CI302605	STEINER SECURITY SERVICE	7/1/20	2020	$110,229.29	$0.00
0200	0882005	88	0140		PVCI20CI303244	SKYTECH ENTERPRISES, LTD	7/29/20	2020	$9,925.53	$0.00
0200	0882005	88	0140		PVCI20CI303287	STEINER SECURITY SERVICE	7/30/20	2020	$213,872.55	$0.00
0200	0882005	88	0140		PVCI20CI303354	STEINER SECURITY SERVICE	8/3/20	2020	$105,653.36	$0.00
0200	0882005	88	0140		PVCI20CI303619	STEINER SECURITY SERVICE	8/20/20	2020	$27,999.44	$0.00
0200	0882005	88	0140		PVCI20CI303627	SKYTECH ENTERPRISES, LTD	8/20/20	2020	$11,671.60	$0.00
0200	0882005	88	0140		PVCI20CI303661	STEINER SECURITY SERVICE	8/31/20	2020	$8,597.76	$0.00
0200	0882005	88	0140		PVCI20CI304042	STEINER SECURITY SERVICE	9/22/20	2020	$106,162.34	$0.00
0200	0882005	88	0140		PVCI20CI305111	STEINER SECURITY SERVICE	9/30/20	2020	$2,951.25	$0.00
0200	0882005	88	0140		PVCI20CI305125	STEINER SECURITY SERVICE	9/30/20	2020	$2,865.92	$0.00
0200	0882005	88	0140		PVCI20CI305545	OCCUPATIONAL HEALTH CEN	10/8/20	2020	$334.00	$0.00
0200	0882005	88	0140		PVCI20CI305769	STEINER SECURITY SERVICE	10/22/20	2020	$364,469.69	$0.00
0200	0882005	88	0140		PVCI20CI306111	SILK SCREEN EXPRESS, INC.	11/23/20	2020	$13,752.30	$0.00
0200	0882005	88	0140		PVCI20CI306406	SKYTECH ENTERPRISES, LTD	12/11/20	2020	$9,354.71	$0.00
0200	0882005	88	0140		PVCI20CI3070256	STEINER SECURITY SERVICE	1/12/21	2020	$28,791.30	$0.00
0200	0882005	88	0140		PVCI20CI3070267	STEINER SECURITY SERVICE	1/12/21	2020	$3,049.77	$0.00
0200	0882005	88	0140		PVCI20CI307050	STEINER SECURITY SERVICE	1/11/21	2020	$377,112.00	$0.00
0200	0882005	88	0140		PVCI20CI307051	STEINER SECURITY SERVICE	1/11/21	2020	$16,669.36	$0.00
0200	0882005	88	0140		PVCI20CI307054	STEINER SECURITY SERVICE	1/11/21	2020	$107,134.47	$0.00
0200	0882005	88	0140		PVCI20CI307055	STEINER SECURITY SERVICE	1/11/21	2020	$107,042.91	$0.00
0200	0882005	88	0140		PVCI20CI307375	SILK SCREEN EXPRESS, INC.	1/28/21	2020	$21,352.70	$0.00
0200	0882005	88	0140		PVCI20CI307653	SILK SCREEN EXPRESS, INC.	2/16/21	2020	$777.05	$0.00
0200	0882005	88	0140		PVCI20CI502662	INDUSTRIAL FENCE INC.	11/16/20	2020	$3,398.60	$0.00
0200	0882010	88	0140		PV88208801610	ASSN OF METRO WATER AGE	10/19/20	2020	$27,073.00	$0.00
0200	0882010	88	0140		PVCI20CI100065	UNISYS CORPORATION	2/6/20	2020	$656.25	$0.00
0200	0882015	88	0140		PV84208440233	HBK ENGINEERING, LLC	6/2/20	2020	$120,230.39	$0.00
0200	0882015	88	0140		PV84208440238	HBK ENGINEERING, LLC	5/1/20	2020	$100,285.23	$0.00
0200	0882015	88	0140		PV84208440657	HBK ENGINEERING, LLC	8/10/20	2020	$119,769.42	$0.00
0200	0882015	88	0140		PV84208440659	HBK ENGINEERING, LLC	11/4/20	2020	$137,129.22	$0.00
0200	0882015	88	0140		PV84208440660	HBK ENGINEERING, LLC	8/10/20	2020	$132,800.63	$0.00
0200	0882015	88	0140		PV84208441321	HBK ENGINEERING, LLC	12/4/20	2020	$142,286.36	$0.00
0200	0882015	88	0140		PV84208441322	HBK ENGINEERING, LLC	12/3/20	2020	$147,498.75	$0.00
0200	0882025	88	0140		JV20GA01180		6/3/20	2020	$436,820.14	$0.00
0200	0882025	88	0140		JV20GA17094		5/18/21	2020	$0.00	$436,820.14

0200	0882025	88	0140	220140	JV20GA17113 Adju		5/26/21	2020	$0.00	$436,820.14
0200	0882025	88	0140		JV20GA17117 Adju		5/27/21	2020	$436,820.14	$0.00
0200	0882025	88	0140		PV88208800243	GREATER CHICAGO DAMAGE	2/27/20	2020	$500.00	$0.00
0200	0882025	88	0140		PV88208800280	CHRISTOPHER BROWNE	3/23/20	2020	$100.00	$0.00
0200	0882025	88	0140		PV88208800281	MUHAMMAD, RAHMAN	4/24/20	2020	$100.00	$0.00
0200	0882025	88	0140		PV88208800282	RODRIGUEZ, EMMANUEL	4/24/20	2020	$100.00	$0.00
0200	0882025	88	0140		PV88208800283	CUEVA, JASON	4/24/20	2020	$100.00	$0.00
0200	0882025	88	0140		PV88208800284	SHAAR, SAAD BRUCE	3/30/20	2020	$100.00	$0.00
0200	0882025	88	0140		PV88208800285	WARREN, MICHELLE M	3/30/20	2020	$100.00	$0.00
0200	0882025	88	0140		PV88208800286	MURPHY, DANIEL J	4/24/20	2020	$100.00	$0.00
0200	0882025	88	0140		PV88208800287	HAWTHORNE, LISA A	3/30/20	2020	$100.00	$0.00
0200	0882025	88	0140		PV88208800288	SEAY, DONALD MICHAEL	3/30/20	2020	$89.95	$0.00
0200	0882025	88	0140		PV88208800289	RIVERA, SERGIO M	3/30/20	2020	$100.00	$0.00
0200	0882025	88	0140		PV88208800290	BANKS, ANTWIONE	3/30/20	2020	$100.00	$0.00
0200	0882025	88	0140		PV88208800291	MERCED, JUAN J	3/30/20	2020	$100.00	$0.00
0200	0882025	88	0140		PV88208800292	ZWARYCZ, THOMAS J	4/24/20	2020	$100.00	$0.00
0200	0882025	88	0140		PV88208800293	HENSEL, DANIEL P	3/30/20	2020	$79.99	$0.00
0200	0882025	88	0140		PV88208800294	VASSALLO, ANTONINO	4/30/20	2020	$100.00	$0.00
0200	0882025	88	0140		PV88208800295	MOORE, MARCUS C	3/30/20	2020	$99.99	$0.00
0200	0882025	88	0140		PV88208800296	DISALVO, CARMELO D	4/24/20	2020	$100.00	$0.00
0200	0882025	88	0140		PV88208800297	HORNE, JAMES J	3/30/20	2020	$100.00	$0.00
0200	0882025	88	0140		PV88208800298	ALCALA, JOSE P	4/24/20	2020	$100.00	$0.00
0200	0882025	88	0140		PV88208800299	JACKSON, LEMONT T	3/30/20	2020	$100.00	$0.00
0200	0882025	88	0140		PV88208800300	CAAMANO, TODD R	3/30/20	2020	$76.49	$0.00
0200	0882025	88	0140		PV88208800301	MENDOZA, FAUSTO A	4/24/20	2020	$100.00	$0.00
0200	0882025	88	0140		PV88208800302	NICHOLAS KATTAN	3/26/20	2020	$100.00	$0.00
0200	0882025	88	0140		PV88208800302	NICHOLAS KATTAN	8/6/20	2020	$0.00	$100.00
0200	0882025	88	0140		PV88208800303	RAZO, MARIO	3/30/20	2020	$94.99	$0.00
0200	0882025	88	0140		PV88208800304	SANCHEZ, JASON M	3/30/20	2020	$100.00	$0.00
0200	0882025	88	0140		PV88208800305	TED JABLONSKI	3/26/20	2020	$100.00	$0.00
0200	0882025	88	0140		PV88208800306	EDWIN MEDRANO	3/26/20	2020	$100.00	$0.00
0200	0882025	88	0140		PV88208800307	COLOVOS, TOM JOHN	3/30/20	2020	$79.99	$0.00
0200	0882025	88	0140		PV88208800308	SIEROCKI, JOSEPH J	3/30/20	2020	$100.00	$0.00
0200	0882025	88	0140		PV88208800309	ENGLEHART, STEVEN J	3/31/20	2020	$100.00	$0.00
0200	0882025	88	0140		PV88208800310	ALDANA, J FELIX	3/30/20	2020	$100.00	$0.00
0200	0882025	88	0140		PV88208800311	JIMENEZ, IVAN	3/30/20	2020	$100.00	$0.00
0200	0882025	88	0140		PV88208800312	ORTIZ, GREGORY E	3/30/20	2020	$100.00	$0.00
0200	0882025	88	0140		PV88208800313	KOWALISYN, JEFFREY J	3/30/20	2020	$100.00	$0.00
0200	0882025	88	0140		PV88208800531	GIOVENCO, GIUSEPPE	4/24/20	2020	$100.00	$0.00

0200	0882025	88	0140	220140	PV88208800532	WHITE, ANTHONY D	4/24/20	2020	$100.00	$0.00
0200	0882025	88	0140		PV88208800533	HENRY-MCGRUDER, MAURIC	4/24/20	2020	$100.00	$0.00
0200	0882025	88	0140		PV88208800534	RAPPOLD, JAMES P	4/24/20	2020	$100.00	$0.00
0200	0882025	88	0140		PV88208800535	SALVO, FRANK	4/24/20	2020	$100.00	$0.00
0200	0882025	88	0140		PV88208800536	HEIDY, JASON A	4/24/20	2020	$100.00	$0.00
0200	0882025	88	0140		PV88208800537	MUNOZ, JOSHUA ALBERTO	4/24/20	2020	$100.00	$0.00
0200	0882025	88	0140		PV88208800538	LI, ZHIRONG	4/24/20	2020	$100.00	$0.00
0200	0882025	88	0140		PV88208800547	WRONSKI JR, ROBERT S	4/30/20	2020	$99.99	$0.00
0200	0882025	88	0140		PV88208800548	GENTILE, AMBROSE	4/30/20	2020	$71.68	$0.00
0200	0882025	88	0140		PV88208800549	LASONYA MCGEE	5/1/20	2020	$100.00	$0.00
0200	0882025	88	0140		PV88208800550	MORRELL, JOHN	5/1/20	2020	$100.00	$0.00
0200	0882025	88	0140		PV88208800551	TOLEDO SR, RAMON	5/1/20	2020	$100.00	$0.00
0200	0882025	88	0140		PV88208800552	CARRIZALES, NOREEN L	5/1/20	2020	$100.00	$0.00
0200	0882025	88	0140		PV88208800553	ANDERSON, PAUL L	5/20/20	2020	$100.00	$0.00
0200	0882025	88	0140		PV88208800557	FRANKLIN, MICHAEL	5/20/20	2020	$84.88	$0.00
0200	0882025	88	0140		PV88208800558	GRIMES, JAMES	5/20/20	2020	$100.00	$0.00
0200	0882025	88	0140		PV88208800563	DUFFY, JOHN J	5/20/20	2020	$100.00	$0.00
0200	0882025	88	0140		PV88208800568	JAMES OBLAK	6/22/20	2020	$91.95	$0.00
0200	0882025	88	0140		PV88208800569	CHICO, RICHARD J	5/26/20	2020	$100.00	$0.00
0200	0882025	88	0140		PV88208800570	ROMO, MARK A	5/26/20	2020	$100.00	$0.00
0200	0882025	88	0140		PV88208800588	GUTTILLO, JAMES A	6/22/20	2020	$100.00	$0.00
0200	0882025	88	0140		PV88208800589	HOLT, HORACE	6/22/20	2020	$100.00	$0.00
0200	0882025	88	0140		PV88208800590	PAHRUE, STANLEY	6/22/20	2020	$100.00	$0.00
0200	0882025	88	0140		PV88208800591	LINDEMANN, DAVID M	6/22/20	2020	$100.00	$0.00
0200	0882025	88	0140		PV88208800592	RENCHER, PATRICIA A	6/22/20	2020	$82.46	$0.00
0200	0882025	88	0140		PV88208800597	SHEPPARD, RICHARD P	6/22/20	2020	$89.95	$0.00
0200	0882025	88	0140		PV88208800598	MIGLER, RAYMOND W	6/22/20	2020	$100.00	$0.00
0200	0882025	88	0140		PV88208800715	BIGANE PAVING COMPANY	6/30/20	2020	$169,016.76	$0.00
0200	0882025	88	0140		PV88208800793	BIGANE PAVING COMPANY	7/16/20	2020	$396,517.40	$0.00
0200	0882025	88	0140		PV88208800832	BIGANE PAVING COMPANY	7/21/20	2020	$247,980.88	$0.00
0200	0882025	88	0140		PV88208801051	GOVERNMENT FINANCE OFFI	7/13/20	2020	$760.00	$0.00
0200	0882025	88	0140		PV88208801285	BIGANE PAVING COMPANY	10/26/20	2020	$165,311.50	$0.00
0200	0882025	88	0140		PV88208801559	BIGANE PAVING COMPANY	12/18/20	2020	$191,100.66	$0.00
0200	0882025	88	0140		PV88208801666	VILLAGE OF NILES	12/4/20	2020	$2,097.74	$0.00
0200	0882025	88	0140		PV88208801667	GREATER CHICAGO DAMAGE	12/1/20	2020	$500.00	$0.00
0200	0882025	88	0140		PVCI20CI306277	EJ USA, INC.	2/8/21	2020	$7,196.00	$7,196.00
0200	0882025	88	0140		PVCI20CI306609	HIGHWAY SAFETY CORPORA	12/29/20	2020	$118.40	$0.00
0200	0882025	88	0140		PVCI20CI306611	HIGHWAY SAFETY CORPORA	12/29/20	2020	$1,719.44	$0.00
0200	0882025	88	0140		PVCI20CI306612	HIGHWAY SAFETY CORPORA	12/29/20	2020	$3,461.82	$0.00

0200	0882025	88	0140	220140	PVCI20CI306911	HIGHWAY SAFETY CORPORA	1/5/21	2020	$2,708.21	$0.00
0200	0882025	88	0140		PVCI20CI306925	OFFICE DEPOT LLC	1/5/21	2020	$766.66	$0.00
0200	0882025	88	0140		PVCI20CI3070257	T & N CHICAGO, INC.	1/12/21	2020	$96,939.00	$0.00
0200	0882025	88	0140		PVCI20CI3070268	T & N CHICAGO, INC.	1/26/21	2020	$33,793.55	$33,793.55
0200	0882025	88	0140		PVCI20CI307119	EJ USA, INC.	1/14/21	2020	$2,217.78	$0.00
0200	0882025	88	0140		PVCI20CI307198	T & N CHICAGO, INC.	1/19/21	2020	$43,635.00	$0.00
0200	0882025	88	0140		PVCI20CI307317	T & N CHICAGO, INC.	1/26/21	2020	$33,793.55	$0.00
0200	0882025	88	0140		PVCI20CI307374	EJ USA, INC.	1/28/21	2020	$9,035.40	$0.00
0200	0882025	88	0140		PVCI20CI307523	T & N CHICAGO, INC.	2/8/21	2020	$14,171.45	$0.00
0200	0883065	88	0140		PV88198801891	L.A. COURT REPORTERS LLC	8/26/20	2020	$212.50	$0.00
0200	0883065	88	0140		PV88208800239	L.A. COURT REPORTERS LLC	2/25/20	2020	$264.93	$0.00
0200	0883065	88	0140		PV88208800240	MCCORKLE LITIGATION SERV	2/25/20	2020	$14.39	$0.00
0200	0883065	88	0140		PV88208800530	MATTHEW W FINKIN	4/8/20	2020	$750.00	$0.00
0200	0883065	88	0140		PV88208801625	US LEGAL SUPPORT INC	10/21/20	2020	$1,288.75	$0.00
0200	0883065	88	0140		PV88208801659	BRIDGES COURT REPORTING	11/23/20	2020	$1,020.71	$0.00
0200	0883065	88	0140		PV88208801921	GEORGE T ROUMELL JR P.C.	12/23/20	2020	$1,000.00	$0.00
0200	0884150	88	0140		PV88208800003	METROPOLITAN WATER REC	1/24/20	2020	$200.00	$0.00
0200	0884150	88	0140		PVCI20CI300173	B&W CONTROL SYSTEMS INT	2/26/21	2020	$6,611.25	$0.00
0200	0884150	88	0410		PVCI20CI306550	MIDWEST OFFICE INTERIORS	12/23/20	2020	$6,977.40	$0.00
0200	0884150	88	0445		PVCI20CI307259	B&W CONTROL SYSTEMS INT	1/22/21	2020	$9,436.51	$0.00
0200	0884155	88	0140		PVCI20CI300173	B&W CONTROL SYSTEMS INT	2/26/21	2020	$17,463.15	$0.00
0200	0884155	88	0140		PVCI20CI330008	B&W CONTROL SYSTEMS INT	3/2/21	2020	$13,884.92	$0.00
0200	0884155	88	0140		PVCI20CI330054	B&W CONTROL SYSTEMS INT	3/8/21	2020	$140.65	$0.00
0200	0884165	88	0140		PVCI20CI303149	B&W CONTROL SYSTEMS INT	7/21/20	2020	$236.43	$0.00
0200	0884165	88	0140		PVCI20CI306267	B&W CONTROL SYSTEMS INT	12/3/20	2020	$753.02	$0.00
0200	0884165	88	0148		PVCI20CI204759	B&W CONTROL SYSTEMS INT	1/22/21	2020	$2,521.50	$0.00
0200	0884165	88	0148		PVCI20CI307259	B&W CONTROL SYSTEMS INT	1/22/21	2020	$714.00	$0.00
0200	0884165	88	0148		PVCI20CI307337	B&W CONTROL SYSTEMS INT	1/26/21	2020	$565.25	$0.00
0200	0884165	88	0340		PVCI20CI302472	B&W CONTROL SYSTEMS INT	6/24/20	2020	$8,979.00	$0.00
0200	0884165	88	0340		PVCI20CI306675	B&W CONTROL SYSTEMS INT	12/30/20	2020	$5,289.00	$0.00
0200	0884165	88	0340		PVCI20CI307259	B&W CONTROL SYSTEMS INT	1/22/21	2020	$6,334.50	$0.00
0200	0884185	88	0140		PVCI20CI306650	B&W CONTROL SYSTEMS INT	12/29/20	2020	$172.39	$0.00
0200	0884220	88	0140		PVCI20CI306650	B&W CONTROL SYSTEMS INT	12/29/20	2020	$247.52	$0.00
0200	0884225	88	0140		PVCI20CI306650	B&W CONTROL SYSTEMS INT	12/29/20	2020	$2,224.56	$0.00
0200	0884225	88	0140		PVCI20CI502111	B&W CONTROL SYSTEMS INT	9/28/20	2020	$8,057.99	$0.00
0200	0994427	99	0140		CVIP202700001	COMMUNITY and ECONOMIC	7/9/20	2020	$9,838.37	$9,838.37
0200	0994427	99	0140		CVIP202700002	COMMUNITY and ECONOMIC	7/28/20	2020	$7,274.73	$1,607.90
0200	0994427	99	0140		CVIP202700003	COMMUNITY and ECONOMIC	7/28/20	2020	$5,666.76	$1,096.60
0200	0994427	99	0140		CVIP202700004	COMMUNITY and ECONOMIC	7/28/20	2020	$9,838.37	$9,805.69

0200	0994427	99	0140	220140	CVIP202700005	COMMUNITY and ECONOMIC	9/1/20	2020	$9,805.69	$768.91
0200	0994427	99	0140		CVIP202700006	COMMUNITY and ECONOMIC	9/21/20	2020	$1,310.60	$0.00
0200	0994427	99	0140		CVIP202700007	COMMUNITY and ECONOMIC	9/21/20	2020	$1,096.60	$0.00
0200	0994427	99	0140		CVIP202700008	COMMUNITY and ECONOMIC	9/22/20	2020	$16,297.26	$0.00
0200	0994427	99	0140		CVIP202700009	COMMUNITY and ECONOMIC	9/21/20	2020	$12,475.83	$0.00
0200	0994427	99	0140		CVIP202700010	COMMUNITY and ECONOMIC	9/21/20	2020	$22,190.18	$0.00
0200	0994427	99	0140		CVIP202700011	COMMUNITY and ECONOMIC	9/21/20	2020	$9,457.21	$0.00
0200	0994427	99	0140		CVIP202700012	COMMUNITY and ECONOMIC	10/15/20	2020	$17,091.99	$0.00
0200	0994427	99	0140		CVIP202700013	COMMUNITY and ECONOMIC	12/11/20	2020	$22,545.04	$0.00
0200	0994427	99	0140		CVIP202700014	COMMUNITY and ECONOMIC	1/4/21	2020	$16,112.76	$0.00
0200	0994427	99	0140		CVIP202700015	COMMUNITY and ECONOMIC	2/19/21	2020	$13,424.52	$0.00
0200	0994427	99	0140		CVIP202700016	COMMUNITY and ECONOMIC	2/25/21	2020	$35,659.64	$0.00
0200	0994427	99	0140		CVIP202700017	COMMUNITY and ECONOMIC	2/26/21	2020	$7,411.02	$0.00
0200	0994427	99	0140		JV20WS01032 Adj		2/19/20	2020	$0.00	$880,596.78
0200	0994427	99	0140		JV20WS02065 Adj		3/16/20	2020	$0.00	$779,144.84
0200	0994427	99	0140		JV20WS03118 Adj		4/21/20	2020	$0.00	$701,164.86
0200	0994427	99	0140		JV20WS04131 Adj		5/19/20	2020	$0.00	$397,980.06
0200	0994427	99	0140		JV20WS05190 Adj		6/18/20	2020	$0.00	$384,272.94
0200	0994427	99	0140		JV20WS06221 Adj		7/15/20	2020	$0.00	$601,291.17
0200	0994427	99	0140		JV20WS07269 Adj		8/19/20	2020	$0.00	$566,396.63
0200	0994427	99	0140		JV20WS08300 Adj		9/16/20	2020	$0.00	$604,611.33
0200	0994427	99	0140		JV20WS09330 Adj		10/20/20	2020	$0.00	$699,621.56
0200	0994427	99	0140		JV20WS11357 Adj		11/24/20	2020	$0.00	$600,821.29
0200	0994427	99	0140		JV20WS11379 Adj		12/16/20	2020	$0.00	$969,982.31
0200	0994427	99	0140		JV20WS12429 Adj		1/21/21	2020	$0.00	$713,936.87
0200	0994427	99	0140		JV20WS12433 Adj		2/22/21	2020	$0.00	$2,400,000.00
0200	0994427	99	0140		PV27202702234	ARNOLD SCOTT HARRIS PC	3/5/20	2020	$192,876.31	$0.00
0200	0994427	99	0140		PV27202702235	ARNOLD SCOTT HARRIS PC	3/5/20	2020	$2,927.99	$0.00
0200	0994427	99	0140		PV27202702238	GOLDMAN & GRANT	3/5/20	2020	$136,358.51	$0.00
0200	0994427	99	0140		PV27202702241	HELLER & FRISONE, LTD	3/4/20	2020	$627.46	$0.00
0200	0994427	99	0140		PV27202702242	HELLER & FRISONE, LTD	3/5/20	2020	$139,204.83	$0.00
0200	0994427	99	0140		PV27202702245	LINEBARGER GOGGAN BLAIR	3/5/20	2020	$34,092.15	$0.00
0200	0994427	99	0140		PV27202702248	MARKOFF LAW LLC	3/3/20	2020	$5,560.71	$0.00
0200	0994427	99	0140		PV27202702249	MARKOFF LAW LLC	3/5/20	2020	$117,822.01	$0.00
0200	0994427	99	0140		PV27202702256	ROBERTS & WEDDLE LLC	3/3/20	2020	$5,613.62	$0.00
0200	0994427	99	0140		PV27202702257	ROBERTS & WEDDLE LLC	3/5/20	2020	$86,052.30	$0.00
0200	0994427	99	0140		PV27202702261	TALAN & KTSANES	3/5/20	2020	$147,995.41	$0.00
0200	0994427	99	0140		PV27202702262	TRISTAN & CERVANTES, LLC.	3/5/20	2020	$11,465.48	$0.00
0200	0994427	99	0140		PV27202702271	ARNOLD SCOTT HARRIS PC	3/25/20	2020	$98,570.13	$0.00

0200	0994427	99	0140	220140	PV27202702272	ARNOLD SCOTT HARRIS PC	3/25/20	2020	$2,530.51	$0.00
0200	0994427	99	0140		PV27202702275	GOLDMAN & GRANT	3/25/20	2020	$124,787.93	$0.00
0200	0994427	99	0140		PV27202702278	HELLER & FRISONE, LTD	3/23/20	2020	$1,455.95	$0.00
0200	0994427	99	0140		PV27202702279	HELLER & FRISONE, LTD	3/25/20	2020	$112,081.23	$0.00
0200	0994427	99	0140		PV27202702282	LINEBARGER GOGGAN BLAIR	3/25/20	2020	$64,092.62	$0.00
0200	0994427	99	0140		PV27202702286	MARKOFF LAW LLC	3/25/20	2020	$3,916.52	$0.00
0200	0994427	99	0140		PV27202702287	MARKOFF LAW LLC	3/25/20	2020	$114,944.69	$0.00
0200	0994427	99	0140		PV27202702293	ROBERTS & WEDDLE LLC	3/25/20	2020	$4,119.47	$0.00
0200	0994427	99	0140		PV27202702294	ROBERTS & WEDDLE LLC	3/25/20	2020	$110,998.67	$0.00
0200	0994427	99	0140		PV27202702297	TALAN & KTSANES	3/25/20	2020	$140,666.67	$0.00
0200	0994427	99	0140		PV27202702298	TRISTAN & CERVANTES, LLC.	3/25/20	2020	$9,980.45	$0.00
0200	0994427	99	0140		PV27202702308	ARNOLD SCOTT HARRIS PC	5/7/20	2020	$108,860.10	$0.00
0200	0994427	99	0140		PV27202702309	ARNOLD SCOTT HARRIS PC	5/4/20	2020	$2,800.17	$0.00
0200	0994427	99	0140		PV27202702312	GOLDMAN & GRANT	5/4/20	2020	$95,679.58	$0.00
0200	0994427	99	0140		PV27202702315	HELLER & FRISONE, LTD	5/4/20	2020	$100,800.23	$0.00
0200	0994427	99	0140		PV27202702318	LINEBARGER GOGGAN BLAIR	5/4/20	2020	$60,721.33	$0.00
0200	0994427	99	0140		PV27202702321	MARKOFF LAW LLC	5/7/20	2020	$13,799.22	$0.00
0200	0994427	99	0140		PV27202702322	MARKOFF LAW LLC	5/4/20	2020	$116,785.65	$0.00
0200	0994427	99	0140		PV27202702328	ROBERTS & WEDDLE LLC	5/8/20	2020	$4,288.28	$0.00
0200	0994427	99	0140		PV27202702329	ROBERTS & WEDDLE LLC	5/4/20	2020	$83,243.96	$0.00
0200	0994427	99	0140		PV27202702332	TALAN & KTSANES	5/4/20	2020	$107,131.22	$0.00
0200	0994427	99	0140		PV27202702333	TRISTAN & CERVANTES, LLC.	5/4/20	2020	$7,055.12	$0.00
0200	0994427	99	0140		PV27202702343	ARNOLD SCOTT HARRIS PC	6/4/20	2020	$49,826.25	$0.00
0200	0994427	99	0140		PV27202702344	ARNOLD SCOTT HARRIS PC	6/18/20	2020	$3,864.23	$0.00
0200	0994427	99	0140		PV27202702347	GOLDMAN & GRANT	6/4/20	2020	$59,169.52	$0.00
0200	0994427	99	0140		PV27202702349	HELLER & FRISONE, LTD	6/4/20	2020	$61,969.02	$0.00
0200	0994427	99	0140		PV27202702352	LINEBARGER GOGGAN BLAIR	6/4/20	2020	$27,787.40	$0.00
0200	0994427	99	0140		PV27202702355	MARKOFF LAW LLC	6/15/20	2020	$2,952.00	$0.00
0200	0994427	99	0140		PV27202702356	MARKOFF LAW LLC	6/5/20	2020	$56,173.47	$0.00
0200	0994427	99	0140		PV27202702362	ROBERTS & WEDDLE LLC	6/15/20	2020	$3,422.57	$0.00
0200	0994427	99	0140		PV27202702363	ROBERTS & WEDDLE LLC	6/5/20	2020	$66,253.48	$0.00
0200	0994427	99	0140		PV27202702366	TALAN & KTSANES	6/5/20	2020	$62,928.60	$0.00
0200	0994427	99	0140		PV27202702367	TRISTAN & CERVANTES, LLC.	6/5/20	2020	$3,633.52	$0.00
0200	0994427	99	0140		PV27202702377	ARNOLD SCOTT HARRIS PC	7/13/20	2020	$49,401.06	$0.00
0200	0994427	99	0140		PV27202702378	ARNOLD SCOTT HARRIS PC	7/14/20	2020	$4,257.64	$0.00
0200	0994427	99	0140		PV27202702381	GOLDMAN & GRANT	7/14/20	2020	$60,221.32	$0.00
0200	0994427	99	0140		PV27202702383	HELLER & FRISONE, LTD	7/13/20	2020	$49,343.07	$0.00
0200	0994427	99	0140		PV27202702386	LINEBARGER GOGGAN BLAIR	7/13/20	2020	$34,858.48	$0.00
0200	0994427	99	0140		PV27202702389	MARKOFF LAW LLC	7/9/20	2020	$1,921.18	$0.00

0200	0994427	99	0140	220140	PV27202702390	MARKOFF LAW LLC	7/13/20	2020	$61,529.68	$0.00
0200	0994427	99	0140		PV27202702396	ROBERTS & WEDDLE LLC	7/9/20	2020	$1,731.91	$0.00
0200	0994427	99	0140		PV27202702397	ROBERTS & WEDDLE LLC	7/13/20	2020	$55,417.74	$0.00
0200	0994427	99	0140		PV27202702400	TALAN & KTSANES	7/13/20	2020	$62,428.07	$0.00
0200	0994427	99	0140		PV27202702401	TRISTAN & CERVANTES, LLC.	7/13/20	2020	$3,162.79	$0.00
0200	0994427	99	0140		PV27202702411	ARNOLD SCOTT HARRIS PC	8/11/20	2020	$56,672.87	$0.00
0200	0994427	99	0140		PV27202702412	ARNOLD SCOTT HARRIS PC	8/11/20	2020	$4,132.20	$0.00
0200	0994427	99	0140		PV27202702415	GOLDMAN & GRANT	8/11/20	2020	$82,494.32	$0.00
0200	0994427	99	0140		PV27202702418	HELLER & FRISONE, LTD	8/5/20	2020	$1,534.63	$0.00
0200	0994427	99	0140		PV27202702419	HELLER & FRISONE, LTD	8/11/20	2020	$58,679.26	$0.00
0200	0994427	99	0140		PV27202702422	LINEBARGER GOGGAN BLAIR	8/11/20	2020	$30,624.60	$0.00
0200	0994427	99	0140		PV27202702425	MARKOFF LAW LLC	8/5/20	2020	$3,048.34	$0.00
0200	0994427	99	0140		PV27202702426	MARKOFF LAW LLC	8/11/20	2020	$64,159.63	$0.00
0200	0994427	99	0140		PV27202702432	ROBERTS & WEDDLE LLC	8/5/20	2020	$6,647.59	$0.00
0200	0994427	99	0140		PV27202702433	ROBERTS & WEDDLE LLC	8/18/20	2020	$204,368.32	$0.00
0200	0994427	99	0140		PV27202702436	TALAN & KTSANES	8/11/20	2020	$83,698.01	$0.00
0200	0994427	99	0140		PV27202702437	TRISTAN & CERVANTES, LLC.	8/11/20	2020	$5,231.40	$0.00
0200	0994427	99	0140		PV27202702447	ARNOLD SCOTT HARRIS PC	9/4/20	2020	$67,086.36	$0.00
0200	0994427	99	0140		PV27202702451	GOLDMAN & GRANT	9/4/20	2020	$96,845.75	$0.00
0200	0994427	99	0140		PV27202702454	HELLER & FRISONE, LTD	9/4/20	2020	$79,783.55	$0.00
0200	0994427	99	0140		PV27202702457	LINEBARGER GOGGAN BLAIR	9/4/20	2020	$45,778.00	$0.00
0200	0994427	99	0140		PV27202702460	MARKOFF LAW LLC	9/3/20	2020	$2,710.25	$0.00
0200	0994427	99	0140		PV27202702461	MARKOFF LAW LLC	9/4/20	2020	$78,982.84	$0.00
0200	0994427	99	0140		PV27202702467	ROBERTS & WEDDLE LLC	9/3/20	2020	$6,203.81	$0.00
0200	0994427	99	0140		PV27202702468	ROBERTS & WEDDLE LLC	9/3/20	2020	$93,205.85	$0.00
0200	0994427	99	0140		PV27202702471	TALAN & KTSANES	9/3/20	2020	$85,882.36	$0.00
0200	0994427	99	0140		PV27202702472	TRISTAN & CERVANTES, LLC.	9/3/20	2020	$6,995.86	$0.00
0200	0994427	99	0140		PV27202702482	ARNOLD SCOTT HARRIS PC	10/13/20	2020	$69,868.14	$0.00
0200	0994427	99	0140		PV27202702483	ARNOLD SCOTT HARRIS PC	10/13/20	2020	$3,758.43	$0.00
0200	0994427	99	0140		PV27202702486	GOLDMAN & GRANT	10/13/20	2020	$120,905.17	$0.00
0200	0994427	99	0140		PV27202702489	HELLER & FRISONE, LTD	10/13/20	2020	$772.24	$0.00
0200	0994427	99	0140		PV27202702490	HELLER & FRISONE, LTD	10/13/20	2020	$90,905.66	$0.00
0200	0994427	99	0140		PV27202702491	HELLER & FRISONE, LTD	10/13/20	2020	$742.00	$0.00
0200	0994427	99	0140		PV27202702494	LINEBARGER GOGGAN BLAIR	10/13/20	2020	$40,070.65	$0.00
0200	0994427	99	0140		PV27202702497	MARKOFF LAW LLC	10/13/20	2020	$2,763.75	$0.00
0200	0994427	99	0140		PV27202702498	MARKOFF LAW LLC	10/13/20	2020	$78,710.67	$0.00
0200	0994427	99	0140		PV27202702504	ROBERTS & WEDDLE LLC	10/13/20	2020	$4,022.42	$0.00
0200	0994427	99	0140		PV27202702505	ROBERTS & WEDDLE LLC	10/13/20	2020	$98,164.46	$0.00
0200	0994427	99	0140		PV27202702508	TALAN & KTSANES	10/13/20	2020	$88,928.11	$0.00

0200	0994427	99	0140	220140	PV27202702509	TRISTAN & CERVANTES, LLC.	10/13/20	2020	$4,899.63	$0.00
0200	0994427	99	0140		PV27202702518	ARNOLD SCOTT HARRIS PC	11/16/20	2020	$67,860.36	$0.00
0200	0994427	99	0140		PV27202702519	ARNOLD SCOTT HARRIS PC	11/16/20	2020	$8,697.71	$0.00
0200	0994427	99	0140		PV27202702522	GOLDMAN & GRANT	11/16/20	2020	$113,352.75	$0.00
0200	0994427	99	0140		PV27202702525	HELLER & FRISONE, LTD	11/13/20	2020	$263.17	$0.00
0200	0994427	99	0140		PV27202702526	HELLER & FRISONE, LTD	11/16/20	2020	$90,142.78	$0.00
0200	0994427	99	0140		PV27202702529	LINEBARGER GOGGAN BLAIR	11/16/20	2020	$48,740.93	$0.00
0200	0994427	99	0140		PV27202702532	MARKOFF LAW LLC	11/12/20	2020	$2,315.69	$0.00
0200	0994427	99	0140		PV27202702533	MARKOFF LAW LLC	11/16/20	2020	$105,387.91	$0.00
0200	0994427	99	0140		PV27202702539	ROBERTS & WEDDLE LLC	11/17/20	2020	$6,128.58	$0.00
0200	0994427	99	0140		PV27202702540	ROBERTS & WEDDLE LLC	11/17/20	2020	$120,517.12	$0.00
0200	0994427	99	0140		PV27202702543	TALAN & KTSANES	11/17/20	2020	$125,526.21	$0.00
0200	0994427	99	0140		PV27202702544	TRISTAN & CERVANTES, LLC.	11/17/20	2020	$10,688.35	$0.00
0200	0994427	99	0140		PV27202702554	ARNOLD SCOTT HARRIS PC	12/9/20	2020	$60,870.41	$0.00
0200	0994427	99	0140		PV27202702555	ARNOLD SCOTT HARRIS PC	12/9/20	2020	$5,718.43	$0.00
0200	0994427	99	0140		PV27202702558	GOLDMAN & GRANT	12/9/20	2020	$109,363.53	$0.00
0200	0994427	99	0140		PV27202702561	HELLER & FRISONE, LTD	12/10/20	2020	$97,218.96	$0.00
0200	0994427	99	0140		PV27202702564	LINEBARGER GOGGAN BLAIR	12/10/20	2020	$43,307.83	$0.00
0200	0994427	99	0140		PV27202702567	MARKOFF LAW LLC	12/10/20	2020	$3,497.70	$0.00
0200	0994427	99	0140		PV27202702568	MARKOFF LAW LLC	12/10/20	2020	$71,136.96	$0.00
0200	0994427	99	0140		PV27202702574	ROBERTS & WEDDLE LLC	12/10/20	2020	$3,445.69	$0.00
0200	0994427	99	0140		PV27202702575	ROBERTS & WEDDLE LLC	12/10/20	2020	$87,129.25	$0.00
0200	0994427	99	0140		PV27202702579	TALAN & KTSANES	12/10/20	2020	$110,771.39	$0.00
0200	0994427	99	0140		PV27202702580	TRISTAN & CERVANTES, LLC.	12/10/20	2020	$8,361.14	$0.00
0200	0994427	99	0140		PV27202702590	ARNOLD SCOTT HARRIS PC	1/4/21	2020	$97,736.11	$0.00
0200	0994427	99	0140		PV27202702591	ARNOLD SCOTT HARRIS PC	1/4/21	2020	$7,774.56	$0.00
0200	0994427	99	0140		PV27202702594	GOLDMAN & GRANT	1/4/21	2020	$143,363.87	$0.00
0200	0994427	99	0140		PV27202702598	HELLER & FRISONE, LTD	1/4/21	2020	$387.85	$0.00
0200	0994427	99	0140		PV27202702599	HELLER & FRISONE, LTD	1/4/21	2020	$908.16	$0.00
0200	0994427	99	0140		PV27202702600	HELLER & FRISONE, LTD	1/5/21	2020	$113,391.50	$0.00
0200	0994427	99	0140		PV27202702603	LINEBARGER GOGGAN BLAIR	1/6/21	2020	$215,889.00	$0.00
0200	0994427	99	0140		PV27202702606	MARKOFF LAW LLC	1/6/21	2020	$1,938.56	$0.00
0200	0994427	99	0140		PV27202702607	MARKOFF LAW LLC	1/22/21	2020	$101,527.77	$0.00
0200	0994427	99	0140		PV27202702613	ROBERTS & WEDDLE LLC	1/6/21	2020	$4,797.48	$0.00
0200	0994427	99	0140		PV27202702614	ROBERTS & WEDDLE LLC	1/6/21	2020	$163,618.13	$0.00
0200	0994427	99	0140		PV27202702618	TALAN & KTSANES	1/7/21	2020	$101,515.70	$0.00
0200	0994427	99	0140		PV27202702619	TRISTAN & CERVANTES, LLC.	1/7/21	2020	$17,133.62	$0.00
0200	0994427	99	0140		PV27202702630	ARNOLD SCOTT HARRIS PC	2/8/21	2020	$67,293.94	$0.00
0200	0994427	99	0140		PV27202702631	ARNOLD SCOTT HARRIS PC	2/8/21	2020	$7,163.83	$0.00

0200	0994427	99	0140	220140	PV27202702634	GOLDMAN & GRANT	2/8/21	2020	$96,023.66	$0.00
0200	0994427	99	0140		PV27202702637	HELLER & FRISONE, LTD	2/8/21	2020	$110,112.81	$0.00
0200	0994427	99	0140		PV27202702640	LINEBARGER GOGGAN BLAIR	2/24/21	2020	$68,144.11	$0.00
0200	0994427	99	0140		PV27202702643	MARKOFF LAW LLC	2/17/21	2020	$2,915.67	$0.00
0200	0994427	99	0140		PV27202702644	MARKOFF LAW LLC	2/24/21	2020	$114,196.30	$0.00
0200	0994427	99	0140		PV27202702650	ROBERTS & WEDDLE LLC	2/17/21	2020	$2,370.21	$0.00
0200	0994427	99	0140		PV27202702651	ROBERTS & WEDDLE LLC	2/24/21	2020	$96,880.44	$0.00
0200	0994427	99	0140		PV27202702655	TALAN & KTSANES	2/17/21	2020	$4,803.75	$0.00
0200	0994427	99	0140		PV27202702656	TALAN & KTSANES	2/24/21	2020	$137,218.67	$0.00
0200	0994427	99	0140		PV27202702657	TRISTAN & CERVANTES, LLC.	2/8/21	2020	$9,813.48	$0.00
0200	0994427	99	0140		PV27202703080	GREELEY & HANSEN	4/20/20	2020	$11,231.37	$0.00
0200	0994427	99	0140		PV27202703081	GREELEY & HANSEN	4/20/20	2020	$61,916.00	$0.00
0200	0994427	99	0140		PV27202703082	GREELEY & HANSEN	4/20/20	2020	$36,701.62	$0.00
0200	0994427	99	0140		PV27202703089	GREELEY & HANSEN	5/7/20	2020	$25,214.38	$0.00
0200	0994427	99	0140		PV27202703126	GREELEY & HANSEN	7/9/20	2020	$26,809.65	$0.00
0200	0994427	99	0140		PV27202703144	GREELEY & HANSEN	8/20/20	2020	$27,298.22	$0.00
0200	0994427	99	0140		PV27202703150	GREELEY & HANSEN	9/11/20	2020	$28,931.45	$0.00
0200	0994427	99	0140		PV27202703155	GREELEY & HANSEN	9/18/20	2020	$30,264.60	$0.00
0200	0994427	99	0140		PV27202703167	GREELEY & HANSEN	10/16/20	2020	$57,323.52	$0.00
0200	0994427	99	0140		PV27202703168	GREELEY & HANSEN	10/16/20	2020	$27,773.87	$0.00
0200	0994427	99	0140		PV27202703201	GREATER ILLINOIS TITLE CO.	11/5/20	2020	$825.00	$0.00
0200	0994427	99	0140		PVCI20CI300516	NTT DATA, INC	2/19/20	2020	$157,250.00	$0.00
0200	0994427	99	0140		PVCI20CI300647	WORLDPAY HOLDING, LLC	3/16/20	2020	$277,937.49	$0.00
0200	0994427	99	0140		PVCI20CI302229	SEBIS DIRECT	6/8/20	2020	$893.69	$0.00
0200	0994427	99	0140		PVCI20CI302304	CITYBASE INC	6/10/20	2020	$841.00	$0.00
0200	0994427	99	0140		PVCI20CI303407	NTT DATA, INC	8/6/20	2020	$402,293.50	$0.00
0200	0994427	99	0140		PVCI20CI303493	NTT DATA, INC	8/11/20	2020	$402,293.50	$0.00
0200	0994427	99	0140		PVCI20CI303973	WORLDPAY HOLDING, LLC	9/16/20	2020	$586,502.27	$0.00
0200	0994427	99	0140		PVCI20CI303986	WORLDPAY HOLDING, LLC	9/16/20	2020	$229,060.02	$0.00
0200	0994427	99	0140		PVCI20CI303986	WORLDPAY HOLDING, LLC	9/18/20	2020	$276,263.82	$0.00
0200	0994427	99	0140		PVCI20CI305103	WORLDPAY HOLDING, LLC	9/24/20	2020	$514,381.48	$0.00
0200	0994427	99	0140		PVCI20CI305245	NTT DATA, INC	10/2/20	2020	$403,656.00	$0.00
0200	0994427	99	0140		PVCI20CI305801	NTT DATA, INC	12/15/20	2020	$403,656.00	$0.00
0200	0994427	99	0140		PVCI20CI308438	WORLDPAY HOLDING, LLC	2/1/21	2020	$399,792.57	$0.00
0200	0994427	99	0140		PVCI20CI330018	NTT DATA, INC	3/3/21	2020	$660,289.00	$0.00
0200	0994488	99	0905		PVCI20CI3070267	STEINER SECURITY SERVICE	1/12/21	2020	$8,518.03	$0.00
0200	0994488	99	0905		PVCI20CI307056	STEINER SECURITY SERVICE	1/11/21	2020	$105,760.16	$0.00
0200	0994488	99	0905		PVCI20CI307058	STEINER SECURITY SERVICE	1/12/21	2020	$106,754.23	$0.00
0200	0994488	99	0905		PVCI20CI307061	STEINER SECURITY SERVICE	1/12/21	2020	$53,128.90	$0.00

0200	0994488	99	0905	220140	PVCI20CI307145	STEINER SECURITY SERVICE	1/14/21	2020	$3,836.66	$0.00
				220140			**Sum:**		**$30,069,572.88**	**$11,403,012.08**

Fund Code	Cost Center Code	Department Code	Appropriation Code	Account Code	Transaction Reference	Vendor Reference	Posted Date	Year	JE Line Debits	JE Line Credits
0200	0993136	99	0931	220141	PV31203100060	DOST VALUATION GROUP LT	2/24/20	2020	$9,000.00	$0.00
0200	0993136	99	0931		PV31203102492	DOST VALUATION GROUP LT	11/18/20	2020	$2,120.00	$0.00
0200	0993136	99	0931		PV31203102811	MAROUS & COMPANY	1/14/21	2020	$8,000.00	$0.00
0200	0993136	99	0931		PV31203103611	MAROUS & COMPANY	2/18/21	2020	$35,787.50	$0.00
				220141			**Sum:**		**$54,907.50**	**$0.00**

Fund Code	Cost Center Code	Department Code	Appropriation Code	Account Code	Transaction Reference	Vendor Reference	Posted Date	Year	JE Line Debits	JE Line Credits
0200	0994427	99	0142	220142	PVCI20CI300481	DELOITTE & TOUCHE LLP	3/12/20	2020	$1,530.00	$0.00
0200	0994427	99	0142		PVCI20CI300737	DELOITTE & TOUCHE LLP	3/26/20	2020	$22,511.00	$0.00
0200	0994427	99	0142		PVCI20CI301030	SIKICH LLP	4/9/20	2020	$5,062.50	$0.00
0200	0994427	99	0142		PVCI20CI301230	DELOITTE & TOUCHE LLP	4/20/20	2020	$45,024.00	$0.00
0200	0994427	99	0142		PVCI20CI301988	DELOITTE & TOUCHE LLP	5/20/20	2020	$8,285.00	$0.00
0200	0994427	99	0142		PVCI20CI302038	DELOITTE & TOUCHE LLP	5/21/20	2020	$67,534.00	$0.00
0200	0994427	99	0142		PVCI20CI302295	GLADYS R. WILSON & ASSOCI	6/10/20	2020	$8,157.60	$0.00
0200	0994427	99	0142		PVCI20CI302495	SIKICH LLP	6/25/20	2020	$16,753.75	$0.00
0200	0994427	99	0142		PVCI20CI302577	DELOITTE & TOUCHE LLP	6/30/20	2020	$1,891.00	$0.00
0200	0994427	99	0142		PVCI20CI302884	DELOITTE & TOUCHE LLP	6/9/20	2020	$1,019.00	$0.00
0200	0994427	99	0142		PVCI20CI303184	GLADYS R. WILSON & ASSOCI	7/22/20	2020	$14,238.70	$0.00
0200	0994427	99	0142		PVCI20CI303331	DELOITTE & TOUCHE LLP	8/3/20	2020	$56,659.00	$0.00
0200	0994427	99	0142		PVCI20CI303740	GLADYS R. WILSON & ASSOCI	9/2/20	2020	$14,398.85	$0.00
0200	0994427	99	0142		PVCI20CI305917	GLADYS R. WILSON & ASSOCI	10/29/20	2020	$9,626.75	$0.00
0200	0994427	99	0142		PVCI20CI306598	SIKICH LLP	12/28/20	2020	$2,025.00	$0.00
0200	0994427	99	0142		PVCI20CI306645	GLADYS R. WILSON & ASSOCI	12/29/20	2020	$10,818.30	$0.00
0200	0994427	99	0142		PVCI20CI306941	DELOITTE & TOUCHE LLP	1/5/21	2020	$1,801.00	$0.00
0200	0994427	99	0142		PVCI20CI307604	KPMG LLP	2/11/21	2020	$15,910.00	$0.00
0200	0994427	99	0142		PVCI20CI307707	KPMG LLP	2/23/21	2020	$11,283.00	$0.00
0200	0994427	99	0142		PVCI20CI308594	GLADYS R. WILSON & ASSOCI	2/10/21	2020	$8,395.50	$0.00
				220142			**Sum:**		**$322,923.95**	**$0.00**

Fund Code	Cost Center Code	Department Code	Appropriation Code	Account Code	Transaction Reference	Vendor Reference	Posted Date	Year	JE Line Debits	JE Line Credits
0200	0032005	03	0143	220143	PV03200300003	OFFICE OF INSPECTOR GENE	2/11/20	2020	$2,452.00	$0.00
0200	0032005	03	0143		PV03200300010	OFFICE OF INSPECTOR GENE	5/15/20	2020	$2,452.00	$0.00
0200	0032005	03	0143		PV03200300021	OFFICE OF INSPECTOR GENE	7/9/20	2020	$2,452.00	$0.00
0200	0032005	03	0143		PV03200300033	OFFICE OF INSPECTOR GENE	10/21/20	2020	$2,452.00	$0.00
0200	0312005	31	0143		PV31203103281	ELIZABETH A. THOMAS	1/8/21	2020	$23.75	$0.00

0200	0312005	31	0143	220143	PV31203103288	KRISTEN M. PARRILLI	1/8/21	2020	$19.00	$0.00
0200	0312005	31	0143		PV31203103289	ST REPORTING INC	1/8/21	2020	$19.00	$0.00
0200	0312005	31	0143		PV31203103292	SHARON E THOMPSON	1/8/21	2020	$19.00	$0.00
0200	0312005	31	0143		PV31203103296	KATHY SZOTEK	1/8/21	2020	$180.50	$0.00
0200	0312005	31	0143		PV31203103352	LEXITAS	1/14/21	2020	$1,973.02	$0.00
0200	0312005	31	0143		PV31203103369	A & F REPORTING	1/26/21	2020	$151.25	$0.00
0200	0312005	31	0143		PVCI20CI700332	L.A. COURT REPORTERS LLC	3/12/20	2020	$120.00	$0.00
0200	0312005	31	0143		PVCI20CI700995	L.A. COURT REPORTERS LLC	6/23/20	2020	$2,179.20	$2,179.20
0200	0312005	31	0143		PVCI20CI702917	BRIDGES COURT REPORTING	1/12/21	2020	$473.30	$0.00
0200	0313022	31	0143		PV31203101439	CYNTHIA A PAVESICH & ASSC	7/10/20	2020	$300.30	$0.00
0200	0313024	31	0143		PV31203100088	KIM M TROESCH	3/11/20	2020	$147.50	$0.00
				220143			**Sum:**		**$15,413.82**	**$2,179.20**

Fund Code	Cost Center Code	Department Code	Appropriation Code	Account Code	Transaction Reference	Vendor Reference	Posted Date	Year	JE Line Debits	JE Line Credits
0200	0993106	99	0931	220145	PV31203100123	REALINFO. LLC	2/24/20	2020	$180.00	$0.00
				220145			**Sum:**		**$180.00**	**$0.00**

Fund Code	Cost Center Code	Department Code	Appropriation Code	Account Code	Transaction Reference	Vendor Reference	Posted Date	Year	JE Line Debits	JE Line Credits
0200	0882020	88	0148	220148	PV88208800542	CDM SMITH	4/29/20	2020	$9,910.80	$0.00
0200	0882020	88	0148		PV88208801094	CDM SMITH	8/13/20	2020	$121,975.30	$0.00
0200	0882020	88	0148		PV88208801391	ILLINOIS ENVIRONMENTAL PR	10/1/20	2020	$5,000.00	$0.00
0200	0882020	88	0148		PVCI20CI205024	SET ENVIRONMENTAL INC	2/22/21	2020	$40,661.77	$0.00
0200	0882020	88	0148		PVCI20CI307125	SET ENVIRONMENTAL INC	1/14/21	2020	$22,587.00	$0.00
0200	0882020	88	0148		PVCI20CI307221	SET ENVIRONMENTAL INC	1/20/21	2020	$241,420.86	$0.00
0200	0882020	88	0148		PVCI20CI307222	SET ENVIRONMENTAL INC	1/20/21	2020	$20,401.62	$0.00
0200	0882020	88	0148		PVCI20CI307276	SET ENVIRONMENTAL INC	1/22/21	2020	$1,087.95	$0.00
0200	0882020	88	0148		PVCI20CI307346	SET ENVIRONMENTAL INC	1/26/21	2020	$587.26	$0.00
0200	0882020	88	0148		PVCI20CI307369	SET ENVIRONMENTAL INC	1/28/21	2020	$107,719.72	$0.00
0200	0882020	88	0148		PVCI20CI307575	SET ENVIRONMENTAL INC	2/9/21	2020	$9,265.00	$0.00
0200	0882020	88	0148		PVCI20CI307596	SET ENVIRONMENTAL INC	2/11/21	2020	$72,624.15	$0.00
0200	0882020	88	0148		PVCI20CI307597	SET ENVIRONMENTAL INC	2/11/21	2020	$20,059.13	$0.00
0200	0882020	88	0148		PVCI20CI307598	SET ENVIRONMENTAL INC	2/11/21	2020	$6,662.64	$0.00
0200	0882020	88	0148		PVCI20CI307623	SET ENVIRONMENTAL INC	2/16/21	2020	$7,904.90	$0.00
0200	0884150	88	0148		PVCI20CI302996	SET ENVIRONMENTAL INC	7/14/20	2020	$70,045.96	$62,679.89
0200	0884150	88	0148		PVCI20CI303008	SET ENVIRONMENTAL INC	7/15/20	2020	$5,310.46	$0.00
0200	0884150	88	0148		PVCI20CI303139	SET ENVIRONMENTAL INC	7/21/20	2020	$62,679.89	$0.00
0200	0884150	88	0148		PVCI20CI303355	JOHNSON CONTROLS FIRE P	8/4/20	2020	$186.44	$0.00
0200	0884150	88	0148		PVCI20CI303530	THOMAS SCIENTIFIC	8/14/20	2020	$2,336.00	$0.00
0200	0884150	88	0148		PVCI20CI303764	AIR ONE EQUIPMENT INC	9/4/20	2020	$150.00	$0.00

0200	0884150	88	0148	220148	PVCI20CI303800	AIR ONE EQUIPMENT INC	9/10/20	2020	$150.00	$0.00
0200	0884150	88	0148		PVCI20CI305281	THOMAS SCIENTIFIC	11/12/20	2020	$2,368.00	$0.00
0200	0884150	88	0148		PVCI20CI305536	AIR ONE EQUIPMENT INC	10/8/20	2020	$300.00	$0.00
0200	0884150	88	0148		PVCI20CI307637	PRODUCTION DISTRIBUTION	2/26/21	2020	$2,880.00	$2,880.00
0200	0884150	88	0148		PVCI20CI325564	PRODUCTION DISTRIBUTION	10/13/20	2020	$2,880.00	$0.00
0200	0884170	88	0148		PV88208801015	ILLINOIS ENVIRONMENTAL PR	12/15/20	2020	$4,759.80	$4,759.80
0200	0884170	88	0148		PVCI20CI301620	SET ENVIRONMENTAL INC	5/6/20	2020	$128,521.65	$0.00
0200	0884170	88	0148		PVCI20CI301723	SET ENVIRONMENTAL INC	5/12/20	2020	$125,353.77	$0.00
0200	0884170	88	0148		PVCI20CI301725	SET ENVIRONMENTAL INC	5/12/20	2020	$116,392.69	$0.00
0200	0884170	88	0148		PVCI20CI301753	SET ENVIRONMENTAL INC	5/14/20	2020	$134,173.46	$0.00
0200	0884170	88	0148		PVCI20CI301754	SET ENVIRONMENTAL INC	5/14/20	2020	$107,915.43	$0.00
0200	0884170	88	0148		PVCI20CI302900	COURTESY ELECTRIC INC	7/9/20	2020	$82,307.28	$0.00
0200	0884170	88	0148		PVCI20CI303314	SET ENVIRONMENTAL INC	7/31/20	2020	$40,735.78	$0.00
0200	0884170	88	0148		PVCI20CI305128	B&W CONTROL SYSTEMS INT	9/25/20	2020	$2,624.04	$0.00
0200	0884170	88	0148		PVCI20CI307376	CHICAGO UNITED INDUSTRIE	1/28/21	2020	$1,154.50	$0.00
0200	0884220	88	0148		PVCI20CI307715	ALTORFER INDUSTRIES, INC.	3/5/21	2020	$150.00	$150.00
				220148			**Sum:**		**$1,581,243.25**	**$70,469.69**

Fund Code	Cost Center Code	Department Code	Appropriation Code	Account Code	Transaction Reference	Vendor Reference	Posted Date	Year	JE Line Debits	JE Line Credits
0200	0032005	03	0149	220149	PV03200300003	OFFICE OF INSPECTOR GENE	2/11/20	2020	$6,236.50	$0.00
0200	0032005	03	0149		PV03200300010	OFFICE OF INSPECTOR GENE	5/15/20	2020	$6,236.50	$0.00
0200	0032005	03	0149		PV03200300021	OFFICE OF INSPECTOR GENE	7/9/20	2020	$6,236.50	$0.00
0200	0032005	03	0149		PV03200300033	OFFICE OF INSPECTOR GENE	10/21/20	2020	$6,236.50	$0.00
0200	0272015	27	0149		PV27202702166	REFINITIV GLOBAL MARKETS	2/19/20	2020	$128.20	$0.00
0200	0272015	27	0149		PV27202702167	REFINITIV GLOBAL MARKETS	2/24/20	2020	$128.20	$0.00
0200	0272015	27	0149		PV27202702168	REFINITIV GLOBAL MARKETS	3/9/20	2020	$658.36	$0.00
0200	0272015	27	0149		PV27202702172	REFINITIV GLOBAL MARKETS	4/20/20	2020	$128.20	$0.00
0200	0272015	27	0149		PV27202702174	REFINITIV GLOBAL MARKETS	5/15/20	2020	$128.20	$0.00
0200	0272015	27	0149		PV27202702175	BONDLINK INC	6/12/20	2020	$960.00	$0.00
0200	0272015	27	0149		PV27202702176	REFINITIV GLOBAL MARKETS	6/11/20	2020	$128.20	$0.00
0200	0272015	27	0149		PV27202702178	REFINITIV GLOBAL MARKETS	7/22/20	2020	$128.20	$0.00
0200	0272015	27	0149		PV27202702179	REFINITIV GLOBAL MARKETS	8/11/20	2020	$128.20	$0.00
0200	0272015	27	0149		PV27202702184	REFINITIV GLOBAL MARKETS	10/15/20	2020	$128.20	$0.00
0200	0272015	27	0149		PV27202702186	REFINITIV GLOBAL MARKETS	11/24/20	2020	$128.20	$0.00
0200	0272015	27	0149		PV27202702189	DIGITAL ASSURANCE CERTIFI	11/24/20	2020	$2,223.00	$0.00
0200	0272015	27	0149		PV27202702190	REFINITIV GLOBAL MARKETS	12/11/20	2020	$128.20	$0.00
0200	0272015	27	0149		PV27202702193	THOMSON REUTERS MARKET	12/21/20	2020	$128.20	$0.00
0200	0272015	27	0149		PV27202702193	THOMSON REUTERS MARKET	2/19/21	2020	$0.00	$128.20
0200	0272015	27	0149		PV27202703007	SS & C TECHNOLOGIES INC	1/9/20	2020	$5,334.00	$0.00

0200	0312005	31	0149	220149	PVCI20CI702733	CDW GOVERNMENT, LLC.	12/16/20	2020	$12,011.00	$0.00
0200	0382145	38	0149		PV38203806047	AMAZON WEB SERVICES INC	3/16/20	2020	$1,606.50	$0.00
0200	0382145	38	0149		PV38203806048	AMAZON WEB SERVICES INC	3/13/20	2020	$1,570.26	$0.00
0200	0382145	38	0149		PVCI20CI100558	CDW GOVERNMENT, LLC.	3/24/20	2020	$17,010.57	$8,356.50
0200	0384201	38	0149		PV38203800048	MITCHELL REPAIR INFORMAT	2/21/20	2020	$496.80	$0.00
0200	0384201	38	0149		PV38203800073	ASSETWORKS, INC.	3/4/20	2020	$10,366.58	$0.00
0200	0384201	38	0149		PV38203800074	ASSETWORKS, INC.	3/4/20	2020	$8,523.70	$0.00
0200	0384201	38	0149		PV38203800237	AUDATEX NORTH AMERICA IN	5/18/20	2020	$182.34	$0.00
0200	0384201	38	0149		PV38203800295	ALTORFER INDUSTRIES, INC.	6/12/20	2020	$2,000.00	$0.00
0200	0384201	38	0149		PV38203800488	ASSETWORKS, INC.	8/12/20	2020	$1,871.47	$0.00
0200	0384201	38	0149		PV38203800712	ASSETWORKS, INC.	11/2/20	2020	$812.11	$0.00
0200	0882010	88	0149		PVCI20CI303204	CDW GOVERNMENT, LLC.	7/23/20	2020	$69,173.50	$0.00
0200	0994438	99	0149		PVCI20CI102759	CDW GOVERNMENT, LLC.	10/1/20	2020	$10,843.86	$0.00
0200	0994438	99	0149		PVCI20CI103042	CDW GOVERNMENT, LLC.	10/27/20	2020	$20,500.00	$0.00
				220149			**Sum:**		**$192,500.25**	**$8,484.70**

Fund Code	Cost Center Code	Department Code	Appropriation Code	Account Code	Transaction Reference	Vendor Reference	Posted Date	Year	JE Line Debits	JE Line Credits
0200	0882005	88	0150	220150	PV88198802192	CHICAGO TRIBUNE 02	5/13/20	2020	$98.70	$98.70
0200	0882005	88	0150		PV88198802193	CRAIN'S CHICAGO BUSINESS	5/13/20	2020	$35.00	$35.00
0200	0882005	88	0150		PV88208800215	CRAIN'S CHICAGO BUSINESS	2/3/20	2020	$35.00	$0.00
0200	0882005	88	0150		PV88208800230	CHICAGO TRIBUNE 02	2/19/20	2020	$98.70	$0.00
0200	0882005	88	0150		PV88208800255	CHICAGO TRIBUNE 02	2/27/20	2020	$103.48	$0.00
0200	0882005	88	0150		PV88208800583	CHICAGO TRIBUNE 02	6/11/20	2020	$61.49	$0.00
0200	0882005	88	0150		PV88208800584	CHICAGO SUN TIMES	6/11/20	2020	$520.00	$0.00
0200	0882005	88	0150		PVCI20CI303870	OFFICE DEPOT LLC	9/11/20	2020	$220.87	$0.00
0200	0882005	88	0150		PVCI20CI306237	GEM BUSINESS FORMS, INC.	12/2/20	2020	$2,202.48	$0.00
				220150			**Sum:**		**$3,375.72**	**$133.70**

Fund Code	Cost Center Code	Department Code	Appropriation Code	Account Code	Transaction Reference	Vendor Reference	Posted Date	Year	JE Line Debits	JE Line Credits
0200	0272020	27	9438	220151	IV3820GR0000148	INTERFUND-GENERAL SERVI	3/2/21	2020	$6,616.28	$0.00
0200	0882010	88	9438		IV3820GR0000147	INTERFUND-GENERAL SERVI	3/2/21	2020	$28,213.60	$0.00
				220151			**Sum:**		**$34,829.88**	**$0.00**

Fund Code	Cost Center Code	Department Code	Appropriation Code	Account Code	Transaction Reference	Vendor Reference	Posted Date	Year	JE Line Debits	JE Line Credits
0200	0384116	38	0155	220155	PV38203817817	PRENDERGAST PROPERTIES	2/21/20	2020	$3,237.56	$0.00
0200	0384116	38	0155		PV38203817817	PRENDERGAST PROPERTIES	3/3/20	2020	$1,618.78	$0.00
0200	0384116	38	0155		PV38203817820	JM PLAZA, LLC.	2/21/20	2020	$12,052.30	$12,052.30
0200	0384116	38	0155		PV38203817820	JM PLAZA, LLC.	2/24/20	2020	$5,095.40	$0.00
0200	0384116	38	0155		PV38203817820	JM PLAZA, LLC.	3/3/20	2020	$2,547.70	$0.00

0200	0384116	38	0155	220155	PV38203817821	TCB KEDZIE LLC	2/21/20	2020	$14,404.52	$14,404.52
0200	0384116	38	0155		PV38203817821	TCB KEDZIE LLC	2/24/20	2020	$1,727.77	$0.00
0200	0384116	38	0155		PV38203817821	TCB KEDZIE LLC	3/3/20	2020	$3,455.54	$0.00
0200	0384116	38	0155		PV38203817822	DEPAUL UNIVERSITY	2/25/20	2020	$97,494.09	$97,494.09
0200	0384116	38	0155		PV38203817849	PRENDERGAST PROPERTIES	3/30/20	2020	$1,618.78	$0.00
0200	0384116	38	0155		PV38203817852	JM PLAZA, LLC.	3/30/20	2020	$2,547.70	$0.00
0200	0384116	38	0155		PV38203817853	TCB KEDZIE LLC	3/30/20	2020	$1,727.77	$0.00
0200	0384116	38	0155		PV38203817854	DEPAUL UNIVERSITY	5/29/20	2020	$126,699.88	$0.00
0200	0384116	38	0155		PV38203817884	METRA ACCOUNTING DEPT	4/23/20	2020	$2,400.00	$0.00
0200	0384116	38	0155		PV38203817887	JM PLAZA, LLC.	4/22/20	2020	$2,547.70	$0.00
0200	0384116	38	0155		PV38203817888	TCB KEDZIE LLC	4/23/20	2020	$1,727.77	$0.00
0200	0384116	38	0155		PV38203817894	PRENDERGAST PROPERTIES	4/23/20	2020	$1,618.78	$0.00
0200	0384116	38	0155		PV38203817914	JM PLAZA, LLC.	5/22/20	2020	$2,547.70	$0.00
0200	0384116	38	0155		PV38203817915	TCB KEDZIE LLC	5/22/20	2020	$1,727.77	$0.00
0200	0384116	38	0155		PV38203817921	PRENDERGAST PROPERTIES	5/22/20	2020	$1,618.78	$0.00
0200	0384116	38	0155		PV38203817943	JM PLAZA, LLC.	6/24/20	2020	$17,833.90	$15,286.20
0200	0384116	38	0155		PV38203817944	TCB KEDZIE LLC	6/24/20	2020	$1,779.60	$0.00
0200	0384116	38	0155		PV38203817951	PRENDERGAST PROPERTIES	6/24/20	2020	$1,667.34	$0.00
0200	0384116	38	0155		PV38203817958	DEPAUL UNIVERSITY	6/26/20	2020	$21,116.65	$0.00
0200	0384116	38	0155		PV38203817974	JM PLAZA, LLC.	7/23/20	2020	$2,547.70	$0.00
0200	0384116	38	0155		PV38203817975	TCB KEDZIE LLC	7/23/20	2020	$1,779.60	$0.00
0200	0384116	38	0155		PV38203817981	PRENDERGAST PROPERTIES	7/23/20	2020	$1,667.34	$0.00
0200	0384116	38	0155		PV38203817987	DEPAUL UNIVERSITY	7/23/20	2020	$21,116.65	$0.00
0200	0384116	38	0155		PV38203818019	DEPAUL UNIVERSITY	8/24/20	2020	$21,116.65	$0.00
0200	0384116	38	0155		PV38203818020	DEPAUL UNIVERSITY	8/24/20	2020	$9,990.60	$0.00
0200	0384116	38	0155		PV38203818034	PRENDERGAST PROPERTIES	9/28/20	2020	$1,667.34	$0.00
0200	0384116	38	0155		PV38203818037	JM PLAZA, LLC.	9/28/20	2020	$2,547.70	$0.00
0200	0384116	38	0155		PV38203818038	TCB KEDZIE LLC	9/28/20	2020	$8,898.00	$7,118.40
0200	0384116	38	0155		PV38203818039	DEPAUL UNIVERSITY	9/29/20	2020	$21,116.65	$0.00
0200	0384116	38	0155		PV3820381804	JM PLAZA, LLC.	11/30/20	2020	$5,095.40	$5,095.40
0200	0384116	38	0155		PV38203818065	PRENDERGAST PROPERTIES	10/22/20	2020	$1,667.34	$0.00
0200	0384116	38	0155		PV38203818068	JM PLAZA, LLC.	10/22/20	2020	$2,547.70	$0.00
0200	0384116	38	0155		PV38203818069	TCB KEDZIE LLC	10/22/20	2020	$1,779.60	$0.00
0200	0384116	38	0155		PV38203818070	DEPAUL UNIVERSITY	10/22/20	2020	$21,116.65	$0.00
0200	0384116	38	0155		PV38203818101	PRENDERGAST PROPERTIES	11/23/20	2020	$3,334.72	$0.00
0200	0384116	38	0155		PV38203818104	JM PLAZA, LLC.	11/30/20	2020	$5,095.40	$0.00
0200	0384116	38	0155		PV38203818105	TCB KEDZIE LLC	11/23/20	2020	$3,559.20	$0.00
0200	0384116	38	0155		PV38203818106	DEPAUL UNIVERSITY	11/23/20	2020	$17,443.02	$0.00
0200	0384116	38	0155		PV38203818123	PRENDERGAST PROPERTIES	1/11/21	2020	$6,167.00	$0.00

0200	0384116	38	0155	220155	PV38203818126	TCB KEDZIE LLC	1/11/21	2020	$572.45	$0.00
				220155			**Sum:**		**$491,640.49**	**$151,450.91**

Fund Code	Cost Center Code	Department Code	Appropriation Code	Account Code	Transaction Reference	Vendor Reference	Posted Date	Year	JE Line Debits	JE Line Credits
0200	0032005	03	0157	220157	PV03200300003	OFFICE OF INSPECTOR GENE	2/11/20	2020	$1,884.00	$0.00
0200	0032005	03	0157		PV03200300010	OFFICE OF INSPECTOR GENE	5/15/20	2020	$1,882.00	$0.00
0200	0032005	03	0157		PV03200300021	OFFICE OF INSPECTOR GENE	7/9/20	2020	$1,882.00	$0.00
0200	0032005	03	0157		PV03200300033	OFFICE OF INSPECTOR GENE	10/21/20	2020	$1,882.00	$0.00
0200	0882025	88	0157		PV88208800806	OZINGA READY MIX CONCRE	6/8/20	2020	$5,594.15	$0.00
0200	0882025	88	0157		PV88208800809	OZINGA READY MIX CONCRE	6/17/20	2020	$16,297.80	$0.00
0200	0882025	88	0157		PV88208801088	SERVICE SANITATION	8/3/20	2020	$10,952.50	$80.00
0200	0882025	88	0157		PV88208802072	OZINGA READY MIX CONCRE	2/3/21	2020	$17,526.96	$2,495.51
0200	0882025	88	0157		PV88208802073	OZINGA READY MIX CONCRE	2/3/21	2020	$11,034.36	$0.00
0200	0882025	88	0157		PV88208802144	OZINGA READY MIX CONCRE	2/10/21	2020	$5,650.85	$0.00
0200	0882025	88	0157		PVCI19CI304748	HIGHWAY SAFETY CORPORA	11/30/20	2020	$0.00	$4,326.00
0200	0882025	88	0157		PVCI20C307297	HIGHWAY SAFETY CORPORA	1/25/21	2020	$11,882.05	$0.00
0200	0882025	88	0157		PVCI20C307297	HIGHWAY SAFETY CORPORA	2/8/21	2020	$21,743.06	$0.00
0200	0882025	88	0157		PVCI20CI100278	ENTERPRISE LEASING CO. O	3/3/20	2020	$13,655.78	$0.00
0200	0882025	88	0157		PVCI20CI101485	HERC RENTALS INC	6/23/20	2020	$3,766.56	$1,255.52
0200	0882025	88	0157		PVCI20CI101490	ENTERPRISE FLEET MANAGE	6/23/20	2020	$13,481.52	$0.00
0200	0882025	88	0157		PVCI20CI101919	ENTERPRISE LEASING CO. O	7/30/20	2020	$4,880.00	$0.00
0200	0882025	88	0157		PVCI20CI102228	CHRISTOFANO EQUIPMENT C	8/17/20	2020	$4,364.99	$0.00
0200	0882025	88	0157		PVCI20CI102341	CHRISTOFANO EQUIPMENT C	8/21/20	2020	$4,709.61	$0.00
0200	0882025	88	0157		PVCI20CI102382	ENTERPRISE LEASING CO. O	8/27/20	2020	$1,220.00	$0.00
0200	0882025	88	0157		PVCI20CI102605	ENTERPRISE LEASING CO. O	9/22/20	2020	$9,760.00	$0.00
0200	0882025	88	0157		PVCI20CI102609	ENTERPRISE LEASING CO. O	9/22/20	2020	$14,640.00	$0.00
0200	0882025	88	0157		PVCI20CI102618	ENTERPRISE LEASING CO. O	9/22/20	2020	$10,980.00	$0.00
0200	0882025	88	0157		PVCI20CI102994	HERC RENTALS INC	10/22/20	2020	$656.13	$0.00
0200	0882025	88	0157		PVCI20CI103002	HERC RENTALS INC	10/22/20	2020	$11,040.63	$1,973.09
0200	0882025	88	0157		PVCI20CI103008	HERC RENTALS INC	10/22/20	2020	$5,226.81	$0.00
0200	0882025	88	0157		PVCI20CI103324	HERC RENTALS INC	11/17/20	2020	$8,964.41	$0.00
0200	0882025	88	0157		PVCI20CI103381	HERC RENTALS INC	11/20/20	2020	$2,577.65	$0.00
0200	0882025	88	0157		PVCI20CI103639	HERC RENTALS INC	12/14/20	2020	$8,964.41	$0.00
0200	0882025	88	0157		PVCI20CI103868	HERC RENTALS INC	12/28/20	2020	$2,577.65	$0.00
0200	0882025	88	0157		PVCI20CI103907	ENTERPRISE FLEET MANAGE	12/29/20	2020	$13,155.78	$0.00
0200	0882025	88	0157		PVCI20CI103933	ENTERPRISE FLEET MANAGE	12/31/20	2020	$13,155.78	$0.00
0200	0882025	88	0157		PVCI20CI103950	CHRISTOFANO EQUIPMENT C	1/4/21	2020	$8,729.98	$0.00
0200	0882025	88	0157		PVCI20CI103981	CHRISTOFANO EQUIPMENT C	1/5/21	2020	$30,554.93	$0.00
0200	0882025	88	0157		PVCI20CI103981	CHRISTOFANO EQUIPMENT C	1/6/21	2020	$4,364.99	$0.00

0200	0882025	88	0157	220157	PVCI20CI104007	ENTERPRISE FLEET MANAGE	1/6/21	2020	$612.00	$0.00
0200	0882025	88	0157		PVCI20CI104131	HERC RENTALS INC	1/15/21	2020	$468.67	$0.00
0200	0882025	88	0157		PVCI20CI104152	HERC RENTALS INC	1/19/21	2020	$8,964.41	$0.00
0200	0882025	88	0157		PVCI20CI104190	ENTERPRISE LEASING CO. O	1/22/21	2020	$2,440.00	$0.00
0200	0882025	88	0157		PVCI20CI104203	ENTERPRISE LEASING CO. O	1/22/21	2020	$1,220.00	$0.00
0200	0882025	88	0157		PVCI20CI104290	CHRISTOFANO EQUIPMENT C	1/27/21	2020	$37,906.56	$0.00
0200	0882025	88	0157		PVCI20CI104292	CHRISTOFANO EQUIPMENT C	1/27/21	2020	$20,630.38	$0.00
0200	0882025	88	0157		PVCI20CI104326	CHRISTOFANO EQUIPMENT C	1/29/21	2020	$3,876.81	$0.00
0200	0882025	88	0157		PVCI20CI104364	ENTERPRISE LEASING CO. O	2/2/21	2020	$3,072.00	$0.00
0200	0882025	88	0157		PVCI20CI104370	CHRISTOFANO EQUIPMENT C	2/2/21	2020	$18,838.44	$0.00
0200	0882025	88	0157		PVCI20CI104400	ENTERPRISE LEASING CO. O	2/4/21	2020	$3,072.00	$0.00
0200	0882025	88	0157		PVCI20CI104427	HERC RENTALS INC	2/8/21	2020	$32,993.92	$0.00
0200	0882025	88	0157		PVCI20CI104447	CHRISTOFANO EQUIPMENT C	2/9/21	2020	$13,094.97	$0.00
0200	0882025	88	0157		PVCI20CI104463	HERC RENTALS INC	2/11/21	2020	$1,054.50	$0.00
0200	0882025	88	0157		PVCI20CI104478	HERC RENTALS INC	2/16/21	2020	$2,460.49	$0.00
0200	0882025	88	0157		PVCI20CI104485	HERC RENTALS INC	2/16/21	2020	$8,964.41	$0.00
0200	0882025	88	0157		PVCI20CI104517	HERC RENTALS INC	2/23/21	2020	$11,136.70	$0.00
0200	0882025	88	0157		PVCI20CI104518	CHRISTOFANO EQUIPMENT C	2/23/21	2020	$4,709.61	$0.00
0200	0882025	88	0157		PVCI20CI104530	ENTERPRISE LEASING CO. O	2/24/21	2020	$5,892.00	$0.00
0200	0882025	88	0157		PVCI20CI104535	CHRISTOFANO EQUIPMENT C	2/24/21	2020	$1,292.27	$0.00
0200	0882025	88	0157		PVCI20CI104614	HERC RENTALS INC	3/8/21	2020	$64,019.44	$0.00
0200	0882025	88	0157		PVCI20CI104629	CHRISTOFANO EQUIPMENT C	3/15/21	2020	$11,601.71	$0.00
0200	0882025	88	0157		PVCI20CI104635	HERC RENTALS INC	3/15/21	2020	$20,480.60	$0.00
0200	0882025	88	0157		PVCI20CI104640	CHRISTOFANO EQUIPMENT C	3/16/21	2020	$3,446.05	$0.00
0200	0882025	88	0157		PVCI20CI104641	HERC RENTALS INC	3/16/21	2020	$11,950.92	$0.00
0200	0882025	88	0157		PVCI20CI300192	HIGHWAY SAFETY CORPORA	2/11/20	2020	$1,318.50	$0.00
0200	0882025	88	0157		PVCI20CI300261	HIGHWAY SAFETY CORPORA	3/4/20	2020	$4,808.61	$0.00
0200	0882025	88	0157		PVCI20CI300345	HIGHWAY SAFETY CORPORA	3/6/20	2020	$19,655.26	$4,184.34
0200	0882025	88	0157		PVCI20CI300351	HIGHWAY SAFETY CORPORA	3/6/20	2020	$126,224.82	$0.00
0200	0882025	88	0157		PVCI20CI300357	HIGHWAY SAFETY CORPORA	3/6/20	2020	$4,783.80	$0.00
0200	0882025	88	0157		PVCI20CI300456	HIGHWAY SAFETY CORPORA	3/12/20	2020	$4,847.14	$0.00
0200	0882025	88	0157		PVCI20CI300505	HIGHWAY SAFETY CORPORA	2/19/20	2020	$8,049.83	$0.00
0200	0882025	88	0157		PVCI20CI300506	HIGHWAY SAFETY CORPORA	2/19/20	2020	$8,072.15	$0.00
0200	0882025	88	0157		PVCI20CI300507	HIGHWAY SAFETY CORPORA	2/19/20	2020	$4,096.26	$0.00
0200	0882025	88	0157		PVCI20CI300538	HIGHWAY SAFETY CORPORA	2/24/20	2020	$8,967.97	$0.00
0200	0882025	88	0157		PVCI20CI300539	HIGHWAY SAFETY CORPORA	2/24/20	2020	$23,535.37	$0.00
0200	0882025	88	0157		PVCI20CI300585	HIGHWAY SAFETY CORPORA	2/27/20	2020	$2,949.25	$0.00
0200	0882025	88	0157		PVCI20CI300625	EJ USA, INC.	3/13/20	2020	$6,482.96	$0.00
0200	0882025	88	0157		PVCI20CI300625	EJ USA, INC.	3/31/20	2020	$0.00	$6,482.96

0200	0882025	88	0157	220157	PVCI20CI300699	HIGHWAY SAFETY CORPORA	3/24/20	2020	$7,433.94	$440.80
0200	0882025	88	0157		PVCI20CI300700	HIGHWAY SAFETY CORPORA	3/24/20	2020	$24,108.44	$1,674.75
0200	0882025	88	0157		PVCI20CI300701	HIGHWAY SAFETY CORPORA	3/25/20	2020	$22,961.88	$6,511.67
0200	0882025	88	0157		PVCI20CI300804	HIGHWAY SAFETY CORPORA	3/16/20	2020	$7,481.01	$0.00
0200	0882025	88	0157		PVCI20CI300961	HIGHWAY SAFETY CORPORA	4/7/20	2020	$139.95	$0.00
0200	0882025	88	0157		PVCI20CI300965	HIGHWAY SAFETY CORPORA	4/7/20	2020	$3,200.58	$0.00
0200	0882025	88	0157		PVCI20CI300969	HIGHWAY SAFETY CORPORA	4/7/20	2020	$4,793.25	$0.00
0200	0882025	88	0157		PVCI20CI301043	HIGHWAY SAFETY CORPORA	4/9/20	2020	$6,256.86	$0.00
0200	0882025	88	0157		PVCI20CI301044	HIGHWAY SAFETY CORPORA	4/9/20	2020	$979.09	$0.00
0200	0882025	88	0157		PVCI20CI301046	HIGHWAY SAFETY CORPORA	4/9/20	2020	$1,368.30	$0.00
0200	0882025	88	0157		PVCI20CI301123	HIGHWAY SAFETY CORPORA	4/14/20	2020	$1,580.30	$0.00
0200	0882025	88	0157		PVCI20CI301181	HIGHWAY SAFETY CORPORA	4/16/20	2020	$1,437.96	$0.00
0200	0882025	88	0157		PVCI20CI301358	HIGHWAY SAFETY CORPORA	4/27/20	2020	$78,904.65	$0.00
0200	0882025	88	0157		PVCI20CI301641	HIGHWAY SAFETY CORPORA	5/7/20	2020	$2,590.40	$0.00
0200	0882025	88	0157		PVCI20CI301642	HIGHWAY SAFETY CORPORA	5/7/20	2020	$721.52	$0.00
0200	0882025	88	0157		PVCI20CI301666	HIGHWAY SAFETY CORPORA	5/8/20	2020	$454.50	$0.00
0200	0882025	88	0157		PVCI20CI301727	HIGHWAY SAFETY CORPORA	5/12/20	2020	$3,000.09	$0.00
0200	0882025	88	0157		PVCI20CI301748	HIGHWAY SAFETY CORPORA	5/13/20	2020	$769.37	$0.00
0200	0882025	88	0157		PVCI20CI301979	HIGHWAY SAFETY CORPORA	5/19/20	2020	$6,304.67	$831.40
0200	0882025	88	0157		PVCI20CI302313	HIGHWAY SAFETY CORPORA	6/10/20	2020	$2,668.10	$0.00
0200	0882025	88	0157		PVCI20CI302338	HIGHWAY SAFETY CORPORA	6/11/20	2020	$7,857.05	$0.00
0200	0882025	88	0157		PVCI20CI302340	HIGHWAY SAFETY CORPORA	6/11/20	2020	$5,121.12	$0.00
0200	0882025	88	0157		PVCI20CI302341	HIGHWAY SAFETY CORPORA	6/11/20	2020	$65,739.54	$5,207.18
0200	0882025	88	0157		PVCI20CI302363	HIGHWAY SAFETY CORPORA	6/12/20	2020	$13,594.90	$0.00
0200	0882025	88	0157		PVCI20CI302364	HIGHWAY SAFETY CORPORA	12/17/20	2020	$392.50	$392.50
0200	0882025	88	0157		PVCI20CI302391	HIGHWAY SAFETY CORPORA	6/18/20	2020	$22,693.89	$0.00
0200	0882025	88	0157		PVCI20CI302416	HIGHWAY SAFETY CORPORA	6/19/20	2020	$14,458.39	$0.00
0200	0882025	88	0157		PVCI20CI302435	HIGHWAY SAFETY CORPORA	6/22/20	2020	$4,998.15	$0.00
0200	0882025	88	0157		PVCI20CI302436	HIGHWAY SAFETY CORPORA	6/22/20	2020	$148,445.77	$0.00
0200	0882025	88	0157		PVCI20CI302457	HIGHWAY SAFETY CORPORA	6/23/20	2020	$42,565.71	$0.00
0200	0882025	88	0157		PVCI20CI302509	HIGHWAY SAFETY CORPORA	6/25/20	2020	$6,996.42	$0.00
0200	0882025	88	0157		PVCI20CI302531	HIGHWAY SAFETY CORPORA	6/26/20	2020	$10,823.35	$0.00
0200	0882025	88	0157		PVCI20CI302532	HIGHWAY SAFETY CORPORA	6/26/20	2020	$990.86	$0.00
0200	0882025	88	0157		PVCI20CI302533	HIGHWAY SAFETY CORPORA	6/26/20	2020	$6,847.20	$0.00
0200	0882025	88	0157		PVCI20CI302534	HIGHWAY SAFETY CORPORA	6/26/20	2020	$9,318.10	$0.00
0200	0882025	88	0157		PVCI20CI302545	HIGHWAY SAFETY CORPORA	6/26/20	2020	$11,114.81	$1.00
0200	0882025	88	0157		PVCI20CI302566	HIGHWAY SAFETY CORPORA	6/29/20	2020	$12,397.44	$0.00
0200	0882025	88	0157		PVCI20CI302940	HIGHWAY SAFETY CORPORA	7/10/20	2020	$1,281.50	$0.00
0200	0882025	88	0157		PVCI20CI302941	HIGHWAY SAFETY CORPORA	7/10/20	2020	$2,561.85	$0.00

0200	0882025	88	0157	220157	PVCI20CI302942	HIGHWAY SAFETY CORPORA	7/10/20	2020	$7,684.68	$0.00
0200	0882025	88	0157		PVCI20CI302985	HIGHWAY SAFETY CORPORA	7/14/20	2020	$834.10	$0.00
0200	0882025	88	0157		PVCI20CI302986	HIGHWAY SAFETY CORPORA	7/14/20	2020	$675.02	$0.00
0200	0882025	88	0157		PVCI20CI302987	HIGHWAY SAFETY CORPORA	7/14/20	2020	$488.67	$0.00
0200	0882025	88	0157		PVCI20CI302988	HIGHWAY SAFETY CORPORA	7/14/20	2020	$2,810.07	$412.00
0200	0882025	88	0157		PVCI20CI302989	HIGHWAY SAFETY CORPORA	7/14/20	2020	$2,079.53	$320.65
0200	0882025	88	0157		PVCI20CI302990	HIGHWAY SAFETY CORPORA	7/14/20	2020	$1,009.47	$0.00
0200	0882025	88	0157		PVCI20CI302991	HIGHWAY SAFETY CORPORA	7/14/20	2020	$729.13	$0.00
0200	0882025	88	0157		PVCI20CI302992	HIGHWAY SAFETY CORPORA	7/14/20	2020	$42.25	$0.00
0200	0882025	88	0157		PVCI20CI302993	HIGHWAY SAFETY CORPORA	7/14/20	2020	$5.00	$0.00
0200	0882025	88	0157		PVCI20CI303153	HIGHWAY SAFETY CORPORA	7/21/20	2020	$884.25	$0.00
0200	0882025	88	0157		PVCI20CI303186	HIGHWAY SAFETY CORPORA	7/22/20	2020	$1,594.95	$0.00
0200	0882025	88	0157		PVCI20CI303187	HIGHWAY SAFETY CORPORA	7/22/20	2020	$3,690.62	$0.00
0200	0882025	88	0157		PVCI20CI303189	HIGHWAY SAFETY CORPORA	7/23/20	2020	$642.13	$0.00
0200	0882025	88	0157		PVCI20CI303223	HIGHWAY SAFETY CORPORA	7/27/20	2020	$9,716.46	$0.00
0200	0882025	88	0157		PVCI20CI303255	HIGHWAY SAFETY CORPORA	7/29/20	2020	$693.90	$0.00
0200	0882025	88	0157		PVCI20CI303256	HIGHWAY SAFETY CORPORA	7/29/20	2020	$19,372.35	$0.00
0200	0882025	88	0157		PVCI20CI303257	HIGHWAY SAFETY CORPORA	7/29/20	2020	$2,306.80	$0.00
0200	0882025	88	0157		PVCI20CI303265	HIGHWAY SAFETY CORPORA	7/30/20	2020	$1,471.65	$0.00
0200	0882025	88	0157		PVCI20CI303317	HIGHWAY SAFETY CORPORA	7/31/20	2020	$277.60	$0.00
0200	0882025	88	0157		PVCI20CI303318	HIGHWAY SAFETY CORPORA	7/31/20	2020	$848.40	$377.10
0200	0882025	88	0157		PVCI20CI303318	HIGHWAY SAFETY CORPORA	12/17/20	2020	$448.00	$0.00
0200	0882025	88	0157		PVCI20CI303319	HIGHWAY SAFETY CORPORA	7/31/20	2020	$4,860.30	$0.00
0200	0882025	88	0157		PVCI20CI303320	HIGHWAY SAFETY CORPORA	7/31/20	2020	$353.30	$47.55
0200	0882025	88	0157		PVCI20CI303321	HIGHWAY SAFETY CORPORA	7/31/20	2020	$2,174.12	$0.00
0200	0882025	88	0157		PVCI20CI303322	HIGHWAY SAFETY CORPORA	7/31/20	2020	$2,240.80	$0.00
0200	0882025	88	0157		PVCI20CI3033223	HIGHWAY SAFETY CORPORA	7/27/20	2020	$1,627.97	$1,627.97
0200	0882025	88	0157		PVCI20CI303374	HIGHWAY SAFETY CORPORA	8/4/20	2020	$2,048.10	$0.00
0200	0882025	88	0157		PVCI20CI303375	HIGHWAY SAFETY CORPORA	8/4/20	2020	$4,008.44	$0.00
0200	0882025	88	0157		PVCI20CI303376	HIGHWAY SAFETY CORPORA	8/4/20	2020	$1,286.85	$0.00
0200	0882025	88	0157		PVCI20CI303490	HIGHWAY SAFETY CORPORA	8/11/20	2020	$3,070.74	$0.00
0200	0882025	88	0157		PVCI20CI303555	HIGHWAY SAFETY CORPORA	8/17/20	2020	$3,928.05	$0.00
0200	0882025	88	0157		PVCI20CI303556	HIGHWAY SAFETY CORPORA	8/17/20	2020	$35.00	$0.00
0200	0882025	88	0157		PVCI20CI303572	HIGHWAY SAFETY CORPORA	8/18/20	2020	$518.35	$0.00
0200	0882025	88	0157		PVCI20CI303573	HIGHWAY SAFETY CORPORA	8/18/20	2020	$12,113.76	$0.00
0200	0882025	88	0157		PVCI20CI303574	HIGHWAY SAFETY CORPORA	8/18/20	2020	$10,889.72	$0.00
0200	0882025	88	0157		PVCI20CI303576	HIGHWAY SAFETY CORPORA	8/18/20	2020	$17,614.32	$0.00
0200	0882025	88	0157		PVCI20CI303577	HIGHWAY SAFETY CORPORA	8/18/20	2020	$6,584.70	$0.00
0200	0882025	88	0157		PVCI20CI303610	HIGHWAY SAFETY CORPORA	8/19/20	2020	$6,072.70	$0.00

0200	0882025	88	0157	220157	PVCI20CI303611	HIGHWAY SAFETY CORPORA	8/19/20	2020	$2,088.23	$0.00
0200	0882025	88	0157		PVCI20CI303612	HIGHWAY SAFETY CORPORA	8/19/20	2020	$3,939.34	$0.00
0200	0882025	88	0157		PVCI20CI303635	HIGHWAY SAFETY CORPORA	8/20/20	2020	$245.37	$0.00
0200	0882025	88	0157		PVCI20CI303636	HIGHWAY SAFETY CORPORA	8/20/20	2020	$1,070.02	$0.00
0200	0882025	88	0157		PVCI20CI303636	HIGHWAY SAFETY CORPORA	8/21/20	2020	$25.00	$0.00
0200	0882025	88	0157		PVCI20CI303738	HIGHWAY SAFETY CORPORA	9/2/20	2020	$22,521.19	$0.00
0200	0882025	88	0157		PVCI20CI303758	HIGHWAY SAFETY CORPORA	9/3/20	2020	$6,237.43	$0.00
0200	0882025	88	0157		PVCI20CI303759	HIGHWAY SAFETY CORPORA	9/3/20	2020	$2,670.31	$0.00
0200	0882025	88	0157		PVCI20CI303760	HIGHWAY SAFETY CORPORA	9/3/20	2020	$8,283.03	$0.00
0200	0882025	88	0157		PVCI20CI303761	HIGHWAY SAFETY CORPORA	9/3/20	2020	$8,444.47	$0.00
0200	0882025	88	0157		PVCI20CI303787	HIGHWAY SAFETY CORPORA	9/4/20	2020	$2,890.65	$0.00
0200	0882025	88	0157		PVCI20CI303788	HIGHWAY SAFETY CORPORA	9/4/20	2020	$9,598.02	$0.00
0200	0882025	88	0157		PVCI20CI303974	HIGHWAY SAFETY CORPORA	9/16/20	2020	$2,807.68	$0.00
0200	0882025	88	0157		PVCI20CI303976	HIGHWAY SAFETY CORPORA	9/16/20	2020	$154.00	$33.00
0200	0882025	88	0157		PVCI20CI303977	HIGHWAY SAFETY CORPORA	9/16/20	2020	$7,535.96	$0.00
0200	0882025	88	0157		PVCI20CI303978	HIGHWAY SAFETY CORPORA	9/16/20	2020	$7,740.08	$0.00
0200	0882025	88	0157		PVCI20CI303982	HIGHWAY SAFETY CORPORA	9/16/20	2020	$10,557.19	$0.00
0200	0882025	88	0157		PVCI20CI303983	HIGHWAY SAFETY CORPORA	9/16/20	2020	$3,522.83	$0.00
0200	0882025	88	0157		PVCI20CI304028	HIGHWAY SAFETY CORPORA	12/17/20	2020	$6,336.35	$0.00
0200	0882025	88	0157		PVCI20CI304075	HIGHWAY SAFETY CORPORA	9/22/20	2020	$160.17	$0.00
0200	0882025	88	0157		PVCI20CI305076	HIGHWAY SAFETY CORPORA	11/9/20	2020	$161.55	$0.00
0200	0882025	88	0157		PVCI20CI305078	HIGHWAY SAFETY CORPORA	11/9/20	2020	$224.70	$0.00
0200	0882025	88	0157		PVCI20CI305266	HIGHWAY SAFETY CORPORA	11/10/20	2020	$1,928.82	$0.00
0200	0882025	88	0157		PVCI20CI305267	HIGHWAY SAFETY CORPORA	11/10/20	2020	$1,546.27	$0.00
0200	0882025	88	0157		PVCI20CI305268	HIGHWAY SAFETY CORPORA	11/10/20	2020	$2,543.30	$0.00
0200	0882025	88	0157		PVCI20CI305269	HIGHWAY SAFETY CORPORA	11/10/20	2020	$492.94	$0.00
0200	0882025	88	0157		PVCI20CI305443	HIGHWAY SAFETY CORPORA	1/22/21	2020	$167.30	$0.00
0200	0882025	88	0157		PVCI20CI305444	HIGHWAY SAFETY CORPORA	11/17/20	2020	$1,272.60	$0.00
0200	0882025	88	0157		PVCI20CI305445	HIGHWAY SAFETY CORPORA	11/17/20	2020	$4,298.01	$0.00
0200	0882025	88	0157		PVCI20CI305447	HIGHWAY SAFETY CORPORA	11/17/20	2020	$2,235.21	$0.00
0200	0882025	88	0157		PVCI20CI305448	HIGHWAY SAFETY CORPORA	11/17/20	2020	$830.59	$0.00
0200	0882025	88	0157		PVCI20CI305472	HIGHWAY SAFETY CORPORA	10/5/20	2020	$6,063.11	$0.00
0200	0882025	88	0157		PVCI20CI305473	HIGHWAY SAFETY CORPORA	10/6/20	2020	$10,673.48	$31.00
0200	0882025	88	0157		PVCI20CI305511	HIGHWAY SAFETY CORPORA	10/6/20	2020	$647.05	$0.00
0200	0882025	88	0157		PVCI20CI305512	HIGHWAY SAFETY CORPORA	10/6/20	2020	$1,651.14	$0.00
0200	0882025	88	0157		PVCI20CI305513	HIGHWAY SAFETY CORPORA	10/6/20	2020	$3,707.66	$0.00
0200	0882025	88	0157		PVCI20CI305522	HIGHWAY SAFETY CORPORA	10/7/20	2020	$9,061.49	$0.00
0200	0882025	88	0157		PVCI20CI305524	HIGHWAY SAFETY CORPORA	10/7/20	2020	$337.85	$0.00
0200	0882025	88	0157		PVCI20CI305525	HIGHWAY SAFETY CORPORA	10/7/20	2020	$137,555.87	$0.00

0200	0882025	88	0157	220157	PVCI20CI305526	HIGHWAY SAFETY CORPORA	10/7/20	2020	$71,160.18	$0.00
0200	0882025	88	0157		PVCI20CI305530	HIGHWAY SAFETY CORPORA	10/7/20	2020	$12,241.15	$0.00
0200	0882025	88	0157		PVCI20CI305548	HIGHWAY SAFETY CORPORA	10/8/20	2020	$16,044.90	$0.00
0200	0882025	88	0157		PVCI20CI305549	HIGHWAY SAFETY CORPORA	10/8/20	2020	$13,427.03	$0.00
0200	0882025	88	0157		PVCI20CI305550	HIGHWAY SAFETY CORPORA	10/8/20	2020	$19,717.52	$3,092.25
0200	0882025	88	0157		PVCI20CI305550	HIGHWAY SAFETY CORPORA	12/17/20	2020	$1,352.10	$0.00
0200	0882025	88	0157		PVCI20CI305583	HIGHWAY SAFETY CORPORA	10/13/20	2020	$17,883.03	$0.00
0200	0882025	88	0157		PVCI20CI305701	HIGHWAY SAFETY CORPORA	12/17/20	2020	$2,189.53	$0.00
0200	0882025	88	0157		PVCI20CI305716	HIGHWAY SAFETY CORPORA	10/20/20	2020	$1,765.87	$0.00
0200	0882025	88	0157		PVCI20CI305796	HIGHWAY SAFETY CORPORA	10/23/20	2020	$4,018.50	$0.00
0200	0882025	88	0157		PVCI20CI305797	HIGHWAY SAFETY CORPORA	10/23/20	2020	$5,477.40	$0.00
0200	0882025	88	0157		PVCI20CI306049	HIGHWAY SAFETY CORPORA	11/6/20	2020	$374.45	$0.00
0200	0882025	88	0157		PVCI20CI306057	HIGHWAY SAFETY CORPORA	11/18/20	2020	$3,086.13	$0.00
0200	0882025	88	0157		PVCI20CI306058	HIGHWAY SAFETY CORPORA	11/18/20	2020	$13,630.15	$0.00
0200	0882025	88	0157		PVCI20CI306059	HIGHWAY SAFETY CORPORA	11/18/20	2020	$8,933.70	$0.00
0200	0882025	88	0157		PVCI20CI306062	HIGHWAY SAFETY CORPORA	11/18/20	2020	$681.00	$0.00
0200	0882025	88	0157		PVCI20CI306062	HIGHWAY SAFETY CORPORA	11/18/20	2020	$9,107.94	$0.00
0200	0882025	88	0157		PVCI20CI306072	HIGHWAY SAFETY CORPORA	11/19/20	2020	$5,672.75	$93.95
0200	0882025	88	0157		PVCI20CI306073	HIGHWAY SAFETY CORPORA	11/19/20	2020	$10,511.26	$815.55
0200	0882025	88	0157		PVCI20CI306074	HIGHWAY SAFETY CORPORA	11/19/20	2020	$11,045.05	$0.00
0200	0882025	88	0157		PVCI20CI306075	HIGHWAY SAFETY CORPORA	11/19/20	2020	$3,541.20	$0.00
0200	0882025	88	0157		PVCI20CI306075	HIGHWAY SAFETY CORPORA	11/19/20	2020	$2,621.70	$0.00
0200	0882025	88	0157		PVCI20CI306075	HIGHWAY SAFETY CORPORA	11/19/20	2020	$1,149.00	$0.00
0200	0882025	88	0157		PVCI20CI306075	HIGHWAY SAFETY CORPORA	11/19/20	2020	$1,174.50	$0.00
0200	0882025	88	0157		PVCI20CI306075	HIGHWAY SAFETY CORPORA	11/19/20	2020	$5,729.10	$0.00
0200	0882025	88	0157		PVCI20CI306076	HIGHWAY SAFETY CORPORA	11/19/20	2020	$14,169.30	$0.00
0200	0882025	88	0157		PVCI20CI306077	HIGHWAY SAFETY CORPORA	11/19/20	2020	$10,270.20	$0.00
0200	0882025	88	0157		PVCI20CI306094	HIGHWAY SAFETY CORPORA	11/20/20	2020	$3,675.37	$0.00
0200	0882025	88	0157		PVCI20CI306095	HIGHWAY SAFETY CORPORA	11/20/20	2020	$3,712.41	$0.00
0200	0882025	88	0157		PVCI20CI306133	HIGHWAY SAFETY CORPORA	11/24/20	2020	$2,307.25	$0.00
0200	0882025	88	0157		PVCI20CI306134	HIGHWAY SAFETY CORPORA	11/24/20	2020	$194.85	$0.00
0200	0882025	88	0157		PVCI20CI306145	HIGHWAY SAFETY CORPORA	11/24/20	2020	$6,184.62	$0.00
0200	0882025	88	0157		PVCI20CI30615	HIGHWAY SAFETY CORPORA	2/16/21	2020	$2,916.53	$0.00
0200	0882025	88	0157		PVCI20CI306163	HIGHWAY SAFETY CORPORA	11/25/20	2020	$6.00	$0.00
0200	0882025	88	0157		PVCI20CI306177	HIGHWAY SAFETY CORPORA	11/30/20	2020	$37.40	$0.00
0200	0882025	88	0157		PVCI20CI306246	HIGHWAY SAFETY CORPORA	12/2/20	2020	$10,747.31	$0.00
0200	0882025	88	0157		PVCI20CI306254	HIGHWAY SAFETY CORPORA	12/2/20	2020	$2,803.50	$0.00
0200	0882025	88	0157		PVCI20CI306276	HIGHWAY SAFETY CORPORA	12/3/20	2020	$215,317.09	$215,317.09
0200	0882025	88	0157		PVCI20CI306287	HIGHWAY SAFETY CORPORA	12/7/20	2020	$3,533.85	$3,533.85

0200	0882025	88	0157	220157	PVCI20CI306293	HIGHWAY SAFETY CORPORA	12/7/20	2020	$26,980.99	$0.00
0200	0882025	88	0157		PVCI20CI306293	HIGHWAY SAFETY CORPORA	12/8/20	2020	$11,904.98	$0.00
0200	0882025	88	0157		PVCI20CI306294	HIGHWAY SAFETY CORPORA	12/8/20	2020	$12,568.43	$12,568.43
0200	0882025	88	0157		PVCI20CI306295	HIGHWAY SAFETY CORPORA	2/8/21	2020	$7,537.10	$7,537.10
0200	0882025	88	0157		PVCI20CI306296	HIGHWAY SAFETY CORPORA	12/8/20	2020	$129,894.17	$0.00
0200	0882025	88	0157		PVCI20CI306328	HIGHWAY SAFETY CORPORA	12/8/20	2020	$6,763.09	$0.00
0200	0882025	88	0157		PVCI20CI306342	HIGHWAY SAFETY CORPORA	12/9/20	2020	$8,856.64	$0.00
0200	0882025	88	0157		PVCI20CI306343	HIGHWAY SAFETY CORPORA	12/9/20	2020	$11,373.68	$0.00
0200	0882025	88	0157		PVCI20CI306345	HIGHWAY SAFETY CORPORA	12/10/20	2020	$10,809.08	$0.00
0200	0882025	88	0157		PVCI20CI306356	HIGHWAY SAFETY CORPORA	12/10/20	2020	$13,265.52	$0.00
0200	0882025	88	0157		PVCI20CI306357	HIGHWAY SAFETY CORPORA	12/10/20	2020	$8,866.62	$0.00
0200	0882025	88	0157		PVCI20CI306380	HIGHWAY SAFETY CORPORA	12/10/20	2020	$17,517.17	$0.00
0200	0882025	88	0157		PVCI20CI306607	HIGHWAY SAFETY CORPORA	12/28/20	2020	$1,385.17	$0.00
0200	0882025	88	0157		PVCI20CI306608	HIGHWAY SAFETY CORPORA	12/28/20	2020	$1,568.30	$0.00
0200	0882025	88	0157		PVCI20CI306613	HIGHWAY SAFETY CORPORA	12/29/20	2020	$11,453.90	$0.00
0200	0882025	88	0157		PVCI20CI306630	HIGHWAY SAFETY CORPORA	12/29/20	2020	$5,679.60	$200.54
0200	0882025	88	0157		PVCI20CI306651	HIGHWAY SAFETY CORPORA	12/29/20	2020	$6,211.18	$0.00
0200	0882025	88	0157		PVCI20CI306652	HIGHWAY SAFETY CORPORA	12/29/20	2020	$4,685.39	$0.00
0200	0882025	88	0157		PVCI20CI306655	HIGHWAY SAFETY CORPORA	12/30/20	2020	$7,562.10	$0.00
0200	0882025	88	0157		PVCI20CI306666	HIGHWAY SAFETY CORPORA	12/30/20	2020	$13,278.32	$0.00
0200	0882025	88	0157		PVCI20CI306913	HIGHWAY SAFETY CORPORA	1/5/21	2020	$4,262.27	$0.00
0200	0882025	88	0157		PVCI20CI306914	HIGHWAY SAFETY CORPORA	1/5/21	2020	$16,275.60	$0.00
0200	0882025	88	0157		PVCI20CI306915	HIGHWAY SAFETY CORPORA	1/5/21	2020	$21,044.20	$5,382.40
0200	0882025	88	0157		PVCI20CI306916	HIGHWAY SAFETY CORPORA	1/5/21	2020	$2,320.21	$0.00
0200	0882025	88	0157		PVCI20CI306966	HIGHWAY SAFETY CORPORA	1/6/21	2020	$16,126.80	$0.00
0200	0882025	88	0157		PVCI20CI307024	HIGHWAY SAFETY CORPORA	1/8/21	2020	$5,496.18	$0.00
0200	0882025	88	0157		PVCI20CI307057	HIGHWAY SAFETY CORPORA	1/12/21	2020	$6,305.15	$0.00
0200	0882025	88	0157		PVCI20CI307291	HIGHWAY SAFETY CORPORA	1/25/21	2020	$52,827.31	$0.00
0200	0882025	88	0157		PVCI20CI307458	HIGHWAY SAFETY CORPORA	2/2/21	2020	$8,648.28	$0.00
0200	0882025	88	0157		PVCI20CI307542	HIGHWAY SAFETY CORPORA	2/8/21	2020	$4,835.40	$0.00
0200	0882025	88	0157		PVCI20CI307549	HIGHWAY SAFETY CORPORA	2/9/21	2020	$1,462.95	$0.00
0200	0882025	88	0157		PVCI20CI307577	HIGHWAY SAFETY CORPORA	2/9/21	2020	$1,685.20	$0.00
0200	0882025	88	0157		PVCI20CI307579	HIGHWAY SAFETY CORPORA	2/9/21	2020	$5,741.90	$0.00
0200	0882025	88	0157		PVCI20CI307581	HIGHWAY SAFETY CORPORA	2/9/21	2020	$5,675.17	$0.00
0200	0882025	88	0157		PVCI20CI307582	HIGHWAY SAFETY CORPORA	2/10/21	2020	$15,704.06	$0.00
0200	0882025	88	0157		PVCI20CI307683	HIGHWAY SAFETY CORPORA	2/19/21	2020	$1,428.85	$0.00
0200	0882025	88	0157		PVCI20CI308434	HIGHWAY SAFETY CORPORA	2/1/21	2020	$2,260.25	$0.00
0200	0882025	88	0157		PVCI20CI407521	ENTERPRISE LEASING CO. O	11/10/20	2020	$1,600.00	$0.00
0200	0882025	88	0157		PVCI20CI408938	ENTERPRISE LEASING CO. O	1/13/21	2020	$9,344.00	$0.00

0200	0882025	88	0157	220157	PVCI20CI502360	HERC RENTALS INC	10/21/20	2020	$8,964.41	$0.00
0200	0882025	88	0157		PVCI20CI502578	ENTERPRISE LEASING CO. O	11/9/20	2020	$2,440.00	$0.00
0200	0882025	88	0157		PVCI20CI502582	ENTERPRISE LEASING CO. O	11/9/20	2020	$1,600.00	$0.00
0200	0882025	88	0157		PVCI20CI700271	HIGHWAY SAFETY CORPORA	3/5/20	2020	$4,687.75	$0.00
0200	0882025	88	0157		PVCI20CI700969	HIGHWAY SAFETY CORPORA	6/17/20	2020	$9,448.87	$0.00
0200	0882025	88	0157		PVCI20CI702595	STEVE'S EQUIPMENT SERVIC	12/7/20	2020	$52,000.84	$0.00
0200	0882025	88	0157		PVCI20CI703147	ENTERPRISE LEASING CO. O	2/1/21	2020	$1,132.00	$0.00
0200	0882025	88	9481		IV2720TS0000002	INTERFUND-STREETS & SANI	8/4/20	2020	$2,715.00	$0.00
0200	0882025	88	9481		IV2720TS0000006	INTERFUND-STREETS & SANI	8/4/20	2020	$2,460.00	$0.00
0200	0882025	88	9481		IV2720TS0000014	INTERFUND-STREETS & SANI	1/29/21	2020	$2,370.00	$0.00
0200	0882025	88	9481		IV2720TS000010	INTERFUND-STREETS & SANI	11/9/20	2020	$2,857.50	$0.00
0200	0884150	88	0157		PVCI20CI300211	SILK SCREEN EXPRESS, INC.	2/14/20	2020	$684.00	$0.00
0200	0884150	88	0157		PVCI20CI302011	SILK SCREEN EXPRESS, INC.	5/21/20	2020	$342.00	$0.00
0200	0884150	88	0157		PVCI20CI302121	SILK SCREEN EXPRESS, INC.	5/29/20	2020	$361.00	$0.00
0200	0884150	88	0157		PVCI20CI303853	SILK SCREEN EXPRESS, INC.	9/11/20	2020	$380.00	$0.00
0200	0884150	88	0157		PVCI20CI305230	SILK SCREEN EXPRESS, INC.	10/2/20	2020	$142.50	$0.00
0200	0884150	88	0157		PVCI20CI305856	SILK SCREEN EXPRESS, INC.	10/28/20	2020	$180.50	$0.00
0200	0884150	88	0157		PVCI20CI306388	SILK SCREEN EXPRESS, INC.	12/11/20	2020	$323.00	$0.00
0200	0884150	88	0157		PVCI20CI3070278	SILK SCREEN EXPRESS, INC.	1/12/21	2020	$133.00	$0.00
0200	0884155	88	0157		PVCI20CI302413	SERVICE SANITATION	6/19/20	2020	$960.00	$0.00
0200	0884155	88	0157		PVCI20CI302971	SERVICE SANITATION	7/13/20	2020	$960.00	$0.00
0200	0884155	88	0157		PVCI20CI305061	SERVICE SANITATION	11/9/20	2020	$204.00	$0.00
0200	0884155	88	0157		PVCI20CI305192	SERVICE SANITATION	9/29/20	2020	$102.00	$0.00
0200	0884155	88	0157		PVCI20CI305893	SERVICE SANITATION	10/28/20	2020	$552.00	$0.00
0200	0884155	88	0157		PVCI20CI305901	SERVICE SANITATION	10/29/20	2020	$408.00	$0.00
0200	0884155	88	0157		PVCI20CI306055	SERVICE SANITATION	12/17/20	2020	$102.00	$0.00
0200	0884155	88	0157		PVCI20CI501717	SERVICE SANITATION	8/24/20	2020	$552.00	$0.00
0200	0884165	88	0157		PVCI20CI301179	AIRGAS USA LLC	4/16/20	2020	$671.36	$32.36
0200	0884165	88	0157		PVCI20CI301180	AIRGAS USA LLC	4/16/20	2020	$776.55	$0.00
0200	0884165	88	0157		PVCI20CI301187	AIRGAS USA LLC	4/17/20	2020	$787.35	$0.00
0200	0884170	88	0157		PVCI20CI301164	AIRGAS USA LLC	4/16/20	2020	$823.98	$0.00
0200	0884170	88	0157		PVCI20CI301186	AIRGAS USA LLC	4/17/20	2020	$624.75	$139.50
0200	0884170	88	0157		PVCI20CI301205	AIRGAS USA LLC	4/20/20	2020	$139.50	$0.00
0200	0884170	88	0157		PVCI20CI700297	AIRGAS USA LLC	3/6/20	2020	$1,619.72	$0.00
0200	0884170	88	0157		PVCI20CI700297	AIRGAS USA LLC	3/9/20	2020	$0.00	$1,619.72
0200	0884175	88	0157		PVCI20CI301164	AIRGAS USA LLC	4/16/20	2020	$170.99	$0.00
0200	0884176	88	0157		PVCI20CI301382	CHARLES EQUIPMENT ENER	4/28/20	2020	$7,500.00	$7,500.00
0200	0884176	88	0157		PVCI20CI301383	CHARLES EQUIPMENT ENER	4/28/20	2020	$7,500.00	$0.00
0200	0884176	88	0157		PVCI20CI301387	CHARLES EQUIPMENT ENER	4/28/20	2020	$7,500.00	$0.00

0200	0884230	88	0157	220157	PVCI20CI300476	O'LEARY CONTRACTORS EQ	3/12/20	2020	$2,882.99	$0.00
0200	0884230	88	0157		PVCI20CI305671	O'LEARY CONTRACTORS EQ	10/20/20	2020	$14,414.95	$0.00
0200	0884230	88	0157		PVCI20CI305717	O'LEARY CONTRACTORS EQ	10/21/20	2020	$2,556.43	$0.00
				220157			**Sum:**		**$2,977,589.01**	**$296,538.73**

Fund Code	Cost Center Code	Department Code	Appropriation Code	Account Code	Transaction Reference	Vendor Reference	Posted Date	Year	JE Line Debits	JE Line Credits
0200	0032005	03	0159	220159	PVCI20CI302308	CANON SOLUTIONS AMERICA	6/10/20	2020	$306.83	$0.00
0200	0272020	27	0159		PVCI20CI300119	CANON SOLUTIONS AMERICA	2/7/20	2020	$893.97	$0.00
0200	0272020	27	0159		PVCI20CI300431	CANON SOLUTIONS AMERICA	3/11/20	2020	$925.46	$0.00
0200	0272020	27	0159		PVCI20CI301274	CANON SOLUTIONS AMERICA	4/22/20	2020	$1,152.09	$0.00
0200	0272020	27	0159		PVCI20CI301861	CANON SOLUTIONS AMERICA	5/19/20	2020	$898.29	$0.00
0200	0272020	27	0159		PVCI20CI303174	CANON SOLUTIONS AMERICA	7/22/20	2020	$461.62	$0.00
0200	0272020	27	0159		PVCI20CI303388	CANON SOLUTIONS AMERICA	8/5/20	2020	$486.53	$0.00
0200	0272020	27	0159		PVCI20CI305256	CANON SOLUTIONS AMERICA	11/10/20	2020	$578.00	$0.00
0200	0272020	27	0159		PVCI20CI305439	CANON SOLUTIONS AMERICA	11/17/20	2020	$579.30	$0.00
0200	0272020	27	0159		PVCI20CI306486	CANON SOLUTIONS AMERICA	12/16/20	2020	$552.84	$0.00
0200	0272020	27	0159		PVCI20CI307100	CANON SOLUTIONS AMERICA	1/13/21	2020	$1,036.53	$0.00
0200	0272020	27	0159		PVCI20CI501023	CANON SOLUTIONS AMERICA	6/17/20	2020	$483.44	$0.00
0200	0882010	88	0159		PVCI20CI300084	CANON SOLUTIONS AMERICA	2/5/20	2020	$24,791.68	$0.00
0200	0882010	88	0159		PVCI20CI300439	CANON SOLUTIONS AMERICA	3/11/20	2020	$25,531.57	$0.00
0200	0882010	88	0159		PVCI20CI303326	CANON SOLUTIONS AMERICA	8/3/20	2020	$22,532.78	$0.00
0200	0882010	88	0159		PVCI20CI306468	CANON SOLUTIONS AMERICA	12/15/20	2020	$93,402.98	$0.00
0200	0882010	88	0159		PVCI20CI700964	CANON SOLUTIONS AMERICA	6/16/20	2020	$71,490.38	$0.00
0200	0882020	88	0159		PVCI20CI302591	CANON SOLUTIONS AMERICA	7/1/20	2020	$22,088.20	$0.00
0200	0884150	88	0159		PVCI20CI301016	RUSSO HARDWARE INC D/B/A	4/9/20	2020	$19,600.00	$19,600.00
0200	0884150	88	0159		PVCI20CI301106	RUSSO HARDWARE INC D/B/A	4/14/20	2020	$19,600.00	$0.00
				220159			**Sum:**		**$307,392.49**	**$19,600.00**

Fund Code	Cost Center Code	Department Code	Appropriation Code	Account Code	Transaction Reference	Vendor Reference	Posted Date	Year	JE Line Debits	JE Line Credits
0200	0882020	88	0160	220160	PV88208801716	SIEVERT CRANE & HOIST DIVI	12/14/20	2020	$28,827.00	$2,112.00
0200	0882020	88	0160		PVCI20CI301684	INDUSTRIAL FENCE INC.	5/11/20	2020	$12,128.00	$0.00
0200	0882020	88	0160		PVCI20CI302932	GRAYBAR ELECTRIC CO INC	7/10/20	2020	$4,375.53	$0.00
0200	0882020	88	0160		PVCI20CI303706	ARLINGTON GLASS & MIRRO	9/1/20	2020	$3,100.00	$0.00
0200	0882025	88	0160		PV88208801681	PAPER TIGER DOCUMENT SO	12/8/20	2020	$5,704.35	$0.00
0200	0882025	88	0160		PV88208801705	PAPER TIGER DOCUMENT SO	12/14/20	2020	$3,902.58	$0.00
0200	0882025	88	0160		PV88208801706	PAPER TIGER DOCUMENT SO	12/14/20	2020	$2,071.83	$0.00
0200	0882025	88	0160		PVCI19CI306703	ABC Humane Wildlife Control &	5/1/20	2020	$80.00	$0.00
0200	0882025	88	0160		PVCI20CI204965	ABC Humane Wildlife Control &	2/11/21	2020	$680.00	$0.00
0200	0882025	88	0160		PVCI20CI300457	ANCHOR MECHANICAL, INC	3/12/20	2020	$3,658.59	$0.00

0200	0882025	88	0160	220160	PVCI20CI303177	JOHNSON PIPE & SUPPLY CO	7/22/20	2020	$1,767.74	$0.00
0200	0882025	88	0160		PVCI20CI303177	JOHNSON PIPE & SUPPLY CO	7/27/20	2020	$0.00	$1,767.74
0200	0882025	88	0160		PVCI20CI303579	JOHNSON PIPE & SUPPLY CO	8/18/20	2020	$1,767.74	$0.00
0200	0882025	88	0160		PVCI20CI303814	JOHNSON PIPE & SUPPLY CO	9/10/20	2020	$46.52	$0.00
0200	0882025	88	0160		PVCI20CI305058	LUSE ENVIRONMENTAL SERV	11/9/20	2020	$30,902.00	$0.00
0200	0882025	88	0160		PVCI20CI305162	SILK SCREEN EXPRESS, INC.	9/29/20	2020	$980.00	$0.00
0200	0882025	88	0160		PVCI20CI305636	ROOT BROS MFG & SUPPLY C	10/16/20	2020	$2,308.24	$0.00
0200	0882025	88	0160		PVCI20CI305827	CITYESCAPE GARDEN & DESI	10/27/20	2020	$5,200.00	$0.00
0200	0882025	88	0160		PVCI20CI305849	ROOT BROS MFG & SUPPLY C	10/28/20	2020	$23,433.18	$0.00
0200	0882025	88	0160		PVCI20CI305903	HENRY FRERK SONS INC	10/29/20	2020	$16,068.60	$0.00
0200	0882025	88	0160		PVCI20CI306086	ROOT BROS MFG & SUPPLY C	11/20/20	2020	$735.02	$0.00
0200	0882025	88	0160		PVCI20CI306566	CHICAGO UNITED INDUSTRIE	12/23/20	2020	$3,147.94	$0.00
0200	0882025	88	0160		PVCI20CI306567	AMERICAN BUILDING SERVIC	12/23/20	2020	$1,107.80	$0.00
0200	0882025	88	0160		PVCI20CI306574	CHICAGO UNITED INDUSTRIE	12/28/20	2020	$6,700.00	$3,257.20
0200	0882025	88	0160		PVCI20CI3070266	T & N CHICAGO, INC.	1/12/21	2020	$8,692.65	$0.00
0200	0882025	88	0160		PVCI20CI3070270	T & N CHICAGO, INC.	1/12/21	2020	$6,400.80	$0.00
0200	0882025	88	0160		PVCI20CI307032	T & N CHICAGO, INC.	1/11/21	2020	$27,017.70	$0.00
0200	0882025	88	0160		PVCI20CI307040	T & N CHICAGO, INC.	1/11/21	2020	$35,643.45	$0.00
0200	0882025	88	0160		PVCI20CI307619	INDUSTRIAL FENCE INC.	2/16/21	2020	$54,678.92	$0.00
0200	0882025	88	0160		PVCI20CI307627	ABC Humane Wildlife Control &	2/16/21	2020	$120.00	$0.00
0200	0884145	88	0160		PVCI20CI305929	PRODUCTION DISTRIBUTION	10/30/20	2020	$3,983.75	$0.00
0200	0884145	88	0160		PVCI20CI305977	PRODUCTION DISTRIBUTION	11/3/20	2020	$1,487.28	$0.00
0200	0884145	88	0160		PVCI20CI306595	PRODUCTION DISTRIBUTION	12/28/20	2020	$2,212.66	$0.00
0200	0884146	88	0160		JV20GP126890000		12/29/20	2020	$2,180.00	$0.00
0200	0884146	88	0160		PVCI20CI200382	ARLINGTON GLASS & MIRRO	3/5/20	2020	$1,687.82	$0.00
0200	0884146	88	0160		PVCI20CI303200	CITYESCAPE GARDEN & DESI	7/31/20	2020	$852.50	$0.00
0200	0884146	88	0160		PVCI20CI305851	LUSE ENVIRONMENTAL SERV	10/30/20	2020	$14,571.00	$8,194.00
0200	0884146	88	0160		PVCI20CI305931	LUSE ENVIRONMENTAL SERV	10/30/20	2020	$4,097.00	$4,097.00
0200	0884146	88	0160		PVCI20CI306393	CITYESCAPE GARDEN & DESI	12/11/20	2020	$350.00	$0.00
0200	0884146	88	0160		PVCI20CI307158	LUSE ENVIRONMENTAL SERV	1/15/21	2020	$4,721.50	$0.00
0200	0884146	88	0162		PVCI20CI307477	TITAN NU VETERANS JOINT V	2/4/21	2020	$818.64	$0.00
0200	0884150	88	0160		PV88208800266	ILLINOIS ENVIRONMENTAL PR	3/11/20	2020	$2,150.00	$0.00
0200	0884150	88	0160		PV88208801674	JOLIET ELECTRIC MOTORS	12/3/20	2020	$11,470.00	$0.00
0200	0884150	88	0160		PVCI20CI300458	PALM ELECTRIC COMPANY	3/12/20	2020	$1,604.30	$0.00
0200	0884150	88	0160		PVCI20CI300876	PALM ELECTRIC COMPANY	3/30/20	2020	$4,655.52	$0.00
0200	0884150	88	0160		PVCI20CI300942	AZTEC SUPPLY CORPORATIO	4/6/20	2020	$276.42	$0.00
0200	0884150	88	0160		PVCI20CI301077	SOUTHWEST INDUSTRIES D/E	4/13/20	2020	$588.00	$0.00
0200	0884150	88	0160		PVCI20CI301108	ARLINGTON GLASS & MIRRO	4/14/20	2020	$1,289.63	$0.00
0200	0884150	88	0160		PVCI20CI301127	SOUTHWEST INDUSTRIES D/E	4/15/20	2020	$196.00	$0.00

0200	0884150	88	0160	220160	PVCI20CI301349	H-O-H WATER TECHNOLOGY	4/27/20	2020	$60.00	$0.00
0200	0884150	88	0160		PVCI20CI301396	SOUTHWEST INDUSTRIES D/E	4/29/20	2020	$392.00	$0.00
0200	0884150	88	0160		PVCI20CI301696	CITYESCAPE GARDEN & DESI	5/12/20	2020	$3,758.00	$0.00
0200	0884150	88	0160		PVCI20CI301769	AMERICAN BUILDING SERVIC	5/14/20	2020	$1,201.92	$0.00
0200	0884150	88	0160		PVCI20CI301774	MSC INDUSTRIAL SUPPLY CO	5/14/20	2020	$701.28	$0.00
0200	0884150	88	0160		PVCI20CI301778	ROOT BROS MFG & SUPPLY C	5/14/20	2020	$537.36	$0.00
0200	0884150	88	0160		PVCI20CI301786	CHICAGO UNITED INDUSTRIE	5/15/20	2020	$3,006.00	$0.00
0200	0884150	88	0160		PVCI20CI302054	PRODUCTION DISTRIBUTION	5/22/20	2020	$1,085.16	$0.00
0200	0884150	88	0160		PVCI20CI302343	CITYESCAPE GARDEN & DESI	6/12/20	2020	$1,879.00	$0.00
0200	0884150	88	0160		PVCI20CI302976	SET ENVIRONMENTAL INC	7/13/20	2020	$4,724.31	$0.00
0200	0884150	88	0160		PVCI20CI302996	SET ENVIRONMENTAL INC	7/14/20	2020	$3,889.29	$0.00
0200	0884150	88	0160		PVCI20CI303068	SOUTHWEST INDUSTRIES D/E	7/17/20	2020	$1,176.00	$196.00
0200	0884150	88	0160		PVCI20CI303086	SOUTHWEST INDUSTRIES D/E	7/20/20	2020	$196.00	$0.00
0200	0884150	88	0160		PVCI20CI30313	CITYESCAPE GARDEN & DESI	7/15/20	2020	$3,758.00	$0.00
0200	0884150	88	0160		PVCI20CI303146	SET ENVIRONMENTAL INC	7/21/20	2020	$3,450.02	$0.00
0200	0884150	88	0160		PVCI20CI303243	ARLINGTON GLASS & MIRRO	7/29/20	2020	$6,200.00	$0.00
0200	0884150	88	0160		PVCI20CI303293	VALDES LLC	7/30/20	2020	$3,107.50	$0.00
0200	0884150	88	0160		PVCI20CI303425	CITYESCAPE GARDEN & DESI	8/7/20	2020	$3,758.00	$0.00
0200	0884150	88	0160		PVCI20CI303629	SOUTHWEST INDUSTRIES D/E	8/20/20	2020	$392.00	$0.00
0200	0884150	88	0160		PVCI20CI303706	ARLINGTON GLASS & MIRRO	9/1/20	2020	$28,606.94	$0.00
0200	0884150	88	0160		PVCI20CI303813	ANCHOR MECHANICAL, INC	9/15/20	2020	$71,393.35	$0.00
0200	0884150	88	0160		PVCI20CI306259	AZTEC SUPPLY CORPORATIO	12/3/20	2020	$15,060.05	$0.00
0200	0884150	88	0160		PVCI20CI306418	SOUTHWEST INDUSTRIES D/E	12/14/20	2020	$784.00	$0.00
0200	0884150	88	0160		PVCI20CI307099	CITYESCAPE GARDEN & DESI	1/13/21	2020	$11,274.00	$0.00
0200	0884150	88	0160		PVCI20CI502446	SOUTHWEST INDUSTRIES D/E	10/27/20	2020	$784.00	$0.00
0200	0884150	88	0160		PVCI20CI700449	JOHNSON PIPE & SUPPLY CO	3/24/20	2020	$1,390.38	$0.00
0200	0884155	88	0160		PV88208801374	JOLIET ELECTRIC MOTORS	9/28/20	2020	$4,010.00	$0.00
0200	0884155	88	0160		PVCI20CI200001	SOUTHWEST INDUSTRIES D/E	1/17/20	2020	$328.00	$0.00
0200	0884155	88	0160		PVCI20CI204778	CITYESCAPE GARDEN & DESI	1/25/21	2020	$7,990.80	$0.00
0200	0884155	88	0160		PVCI20CI300041	ROOT BROS MFG & SUPPLY C	1/29/20	2020	$1,920.00	$0.00
0200	0884155	88	0160		PVCI20CI300565	INDUSTRIAL FENCE INC.	2/25/20	2020	$2,400.00	$0.00
0200	0884155	88	0160		PVCI20CI300902	LUSE ENVIRONMENTAL SERV	4/1/20	2020	$3,321.50	$0.00
0200	0884155	88	0160		PVCI20CI301454	B&W CONTROL SYSTEMS INT	5/4/20	2020	$492.00	$492.00
0200	0884155	88	0160		PVCI20CI301477	B&W CONTROL SYSTEMS INT	5/5/20	2020	$492.00	$0.00
0200	0884155	88	0160		PVCI20CI301679	CITYESCAPE GARDEN & DESI	5/11/20	2020	$4,345.40	$0.00
0200	0884155	88	0160		PVCI20CI301787	B&W CONTROL SYSTEMS INT	5/15/20	2020	$369.00	$0.00
0200	0884155	88	0160		PVCI20CI302305	B&W CONTROL SYSTEMS INT	6/10/20	2020	$5,225.73	$0.00
0200	0884155	88	0160		PVCI20CI302461	K-PLUS MECHANICAL INC	6/24/20	2020	$6,583.50	$0.00
0200	0884155	88	0160		PVCI20CI30313	CITYESCAPE GARDEN & DESI	7/15/20	2020	$15,981.60	$0.00

0200	0884155	88	0160	220160	PVCI20CI303237	B&W CONTROL SYSTEMS INT	7/29/20	2020	$2,444.00	$0.00
0200	0884155	88	0160		PVCI20CI303415	CITYESCAPE GARDEN & DESI	8/6/20	2020	$7,990.80	$0.00
0200	0884155	88	0160		PVCI20CI303529	LUSE ENVIRONMENTAL SERV	8/14/20	2020	$4,677.00	$0.00
0200	0884155	88	0160		PVCI20CI304751	BUILDERS CHICAGO CORPOR	10/21/20	2020	$3,319.75	$0.00
0200	0884155	88	0160		PVCI20CI305962	LUSE ENVIRONMENTAL SERV	11/2/20	2020	$10,996.50	$0.00
0200	0884155	88	0160		PVCI20CI306238	CITYESCAPE GARDEN & DESI	12/2/20	2020	$15,981.60	$0.00
0200	0884155	88	0160		PVCI20CI306949	RIDDIFORD ROOFING CO.	1/6/21	2020	$55,818.95	$0.00
0200	0884155	88	0160		PVCI20CI3070277	K-PLUS MECHANICAL INC	1/12/21	2020	$1,568.08	$0.00
0200	0884155	88	0160		PVCI20CI307615	CITYESCAPE GARDEN & DESI	2/11/21	2020	$1,510.00	$0.00
0200	0884155	88	0160		PVCI20CI330030	ANCHOR MECHANICAL, INC	3/4/21	2020	$7,326.87	$0.00
0200	0884155	88	0160		PVCI20CI330063	ANCHOR MECHANICAL, INC	3/9/21	2020	$7,108.21	$0.00
0200	0884155	88	0160		PVCI20CI703099	BUILDERS CHICAGO CORPOR	1/27/21	2020	$2,119.16	$0.00
0200	0884155	88	0340		PVCI20CI3070277	K-PLUS MECHANICAL INC	1/12/21	2020	$9,600.00	$0.00
0200	0884155	88	0360		PVCI20CI301077	SOUTHWEST INDUSTRIES D/E	4/13/20	2020	$3,794.00	$0.00
0200	0884155	88	0360		PVCI20CI301396	SOUTHWEST INDUSTRIES D/E	4/29/20	2020	$1,897.00	$0.00
0200	0884155	88	0360		PVCI20CI303068	SOUTHWEST INDUSTRIES D/E	7/17/20	2020	$3,794.00	$0.00
0200	0884155	88	0360		PVCI20CI303086	SOUTHWEST INDUSTRIES D/E	7/20/20	2020	$1,897.00	$0.00
0200	0884155	88	0360		PVCI20CI303629	SOUTHWEST INDUSTRIES D/E	8/20/20	2020	$1,897.00	$0.00
0200	0884155	88	0360		PVCI20CI306418	SOUTHWEST INDUSTRIES D/E	12/14/20	2020	$3,794.00	$0.00
0200	0884155	88	0360		PVCI20CI502446	SOUTHWEST INDUSTRIES D/E	10/27/20	2020	$3,794.00	$0.00
0200	0884165	88	0160		PVCI20CI200226	ABC Humane Wildlife Control &	2/21/20	2020	$480.00	$0.00
0200	0884165	88	0160		PVCI20CI300203	BUILDERS CHICAGO CORPOR	2/11/20	2020	$852.33	$0.00
0200	0884165	88	0160		PVCI20CI300318	BUILDERS CHICAGO CORPOR	3/5/20	2020	$317.16	$0.00
0200	0884165	88	0160		PVCI20CI300568	BUILDERS CHICAGO CORPOR	2/25/20	2020	$10,607.44	$0.00
0200	0884165	88	0160		PVCI20CI300868	BUILDERS CHICAGO CORPOR	3/30/20	2020	$1,826.96	$0.00
0200	0884165	88	0160		PVCI20CI301042	ABC Humane Wildlife Control &	4/9/20	2020	$480.00	$0.00
0200	0884165	88	0160		PVCI20CI301074	BUILDERS CHICAGO CORPOR	4/10/20	2020	$8,648.05	$0.00
0200	0884165	88	0160		PVCI20CI301220	ABC Humane Wildlife Control &	4/20/20	2020	$480.00	$0.00
0200	0884165	88	0160		PVCI20CI301223	SOUTHWEST INDUSTRIES D/E	4/20/20	2020	$3,405.00	$0.00
0200	0884165	88	0160		PVCI20CI301242	SOUTHWEST INDUSTRIES D/E	4/21/20	2020	$994.00	$0.00
0200	0884165	88	0160		PVCI20CI301379	SOUTHWEST INDUSTRIES D/E	4/28/20	2020	$4,399.00	$0.00
0200	0884165	88	0160		PVCI20CI301835	ABC Humane Wildlife Control &	5/18/20	2020	$480.00	$0.00
0200	0884165	88	0160		PVCI20CI302062	SET ENVIRONMENTAL INC	5/26/20	2020	$24,888.80	$3,537.69
0200	0884165	88	0160		PVCI20CI302062	SET ENVIRONMENTAL INC	5/27/20	2020	$0.00	$3,450.02
0200	0884165	88	0160		PVCI20CI302075	SET ENVIRONMENTAL INC	5/27/20	2020	$1,509.41	$0.00
0200	0884165	88	0160		PVCI20CI302077	SOUTHWEST INDUSTRIES D/E	5/27/20	2020	$4,399.00	$0.00
0200	0884165	88	0160		PVCI20CI302464	SOUTHWEST INDUSTRIES D/E	6/24/20	2020	$4,399.00	$0.00
0200	0884165	88	0160		PVCI20CI302593	ABC Humane Wildlife Control &	7/1/20	2020	$480.00	$0.00
0200	0884165	88	0160		PVCI20CI303070	ABC Humane Wildlife Control &	7/17/20	2020	$480.00	$0.00

0200	0884165	88	0160	220160	PVCI20CI303148	SOUTHWEST INDUSTRIES D/E	7/21/20	2020	$4,399.00	$0.00
0200	0884165	88	0160		PVCI20CI303446	ABC Humane Wildlife Control &	8/10/20	2020	$480.00	$0.00
0200	0884165	88	0160		PVCI20CI303528	SOUTHWEST INDUSTRIES D/E	8/14/20	2020	$4,399.00	$0.00
0200	0884165	88	0160		PVCI20CI303966	ABC Humane Wildlife Control &	9/16/20	2020	$480.00	$0.00
0200	0884165	88	0160		PVCI20CI305365	SOUTHWEST INDUSTRIES D/E	10/5/20	2020	$4,399.00	$0.00
0200	0884165	88	0160		PVCI20CI305556	ABC Humane Wildlife Control &	10/13/20	2020	$480.00	$0.00
0200	0884165	88	0160		PVCI20CI305848	SOUTHWEST INDUSTRIES D/E	10/28/20	2020	$4,399.00	$0.00
0200	0884165	88	0160		PVCI20CI306392	ABC Humane Wildlife Control &	12/11/20	2020	$480.00	$0.00
0200	0884165	88	0160		PVCI20CI306454	ABC Humane Wildlife Control &	12/15/20	2020	$480.00	$0.00
0200	0884165	88	0160		PVCI20CI307192	ABC Humane Wildlife Control &	1/19/21	2020	$480.00	$0.00
0200	0884165	88	0160		PVCI20CI307574	SET ENVIRONMENTAL INC	2/9/21	2020	$14,203.56	$0.00
0200	0884165	88	0160		PVCI20CI501017	BUILDERS CHICAGO CORPOR	6/16/20	2020	$627.39	$0.00
0200	0884175	88	0160		PV88208801138	NATIONAL VESSEL DOCUMEN	10/8/20	2020	$26.00	$0.00
0200	0884175	88	0160		PV88208802058	ILLINOIS DEPARTMENT OF NA	2/3/21	2020	$150.00	$0.00
0200	0884175	88	0160		PVCI20CI305205	TITAN NU VETERANS JOINT V	9/30/20	2020	$12,264.00	$0.00
0200	0884175	88	0160		PVCI20CI305926	TITAN NU VETERANS JOINT V	10/29/20	2020	$19,622.40	$0.00
0200	0884175	88	0160		PVCI20CI307477	TITAN NU VETERANS JOINT V	2/4/21	2020	$25,468.80	$0.00
0200	0884175	88	0160		PVCI20CI307512	TITAN NU VETERANS JOINT V	2/5/21	2020	$17,169.60	$0.00
0200	0884175	88	0160		PVCI20CI307512	TITAN NU VETERANS JOINT V	2/8/21	2020	$1,423.80	$1,226.40
0200	0884176	88	0160		PV88208801697	IL. ENVIRONMENTAL PROTEC	12/14/20	2020	$2,150.00	$0.00
0200	0884176	88	0160		PVCI20CI301395	SOUTHWEST INDUSTRIES D/E	4/29/20	2020	$1,121.75	$0.00
0200	0884176	88	0160		PVCI20CI301653	CITYESCAPE GARDEN & DESI	5/8/20	2020	$350.00	$0.00
0200	0884176	88	0160		PVCI20CI302344	CITYESCAPE GARDEN & DESI	6/12/20	2020	$1,962.62	$0.00
0200	0884176	88	0160		PVCI20CI303044	CITYESCAPE GARDEN & DESI	7/16/20	2020	$1,885.12	$0.00
0200	0884176	88	0160		PVCI20CI303560	CITYESCAPE GARDEN & DESI	8/18/20	2020	$1,885.12	$0.00
0200	0884176	88	0160		PVCI20CI303768	CITYESCAPE GARDEN & DESI	9/4/20	2020	$1,885.12	$0.00
0200	0884176	88	0160		PVCI20CI305808	CITYESCAPE GARDEN & DESI	10/27/20	2020	$1,885.12	$0.00
0200	0884176	88	0160		PVCI20CI306214	CITYESCAPE GARDEN & DESI	12/1/20	2020	$1,885.12	$0.00
0200	0884176	88	0160		PVCI20CI306393	CITYESCAPE GARDEN & DESI	12/11/20	2020	$350.00	$0.00
0200	0884176	88	0160		PVCI20CI307211	PRODUCTION DISTRIBUTION	1/19/21	2020	$639.84	$0.00
0200	0884185	88	0160		PVCI20CI204768	JOHNSON CONTROLS FIRE P	1/22/21	2020	$8,201.60	$0.00
0200	0884185	88	0160		PVCI20CI301670	CITYESCAPE GARDEN & DESI	5/11/20	2020	$491.25	$0.00
0200	0884185	88	0160		PVCI20CI301789	BUILDERS CHICAGO CORPOR	5/15/20	2020	$277.60	$0.00
0200	0884185	88	0160		PVCI20CI301841	BUILDERS CHICAGO CORPOR	5/19/20	2020	$413.92	$0.00
0200	0884185	88	0160		PVCI20CI301989	BUILDERS CHICAGO CORPOR	5/20/20	2020	$766.78	$0.00
0200	0884185	88	0160		PVCI20CI302344	CITYESCAPE GARDEN & DESI	6/12/20	2020	$1,392.50	$0.00
0200	0884185	88	0160		PVCI20CI303044	CITYESCAPE GARDEN & DESI	7/16/20	2020	$982.50	$0.00
0200	0884185	88	0160		PVCI20CI303069	BUILDERS CHICAGO CORPOR	7/17/20	2020	$3,022.20	$0.00
0200	0884185	88	0160		PVCI20CI303356	JOHNSON CONTROLS FIRE P	8/4/20	2020	$227.50	$0.00

0200	0884185	88	0160	220160	PVCI20CI303468	BUILDERS CHICAGO CORPOR	8/10/20	2020	$1,253.99	$0.00
0200	0884185	88	0160		PVCI20CI303560	CITYESCAPE GARDEN & DESI	8/18/20	2020	$982.50	$0.00
0200	0884185	88	0160		PVCI20CI303591	JOHNSON CONTROLS FIRE P	8/19/20	2020	$1,312.00	$0.00
0200	0884185	88	0160		PVCI20CI305808	CITYESCAPE GARDEN & DESI	10/27/20	2020	$982.50	$0.00
0200	0884185	88	0160		PVCI20CI305841	JOHNSON CONTROLS FIRE P	10/28/20	2020	$261.95	$0.00
0200	0884185	88	0160		PVCI20CI305843	JOHNSON CONTROLS FIRE P	10/28/20	2020	$1,128.00	$0.00
0200	0884185	88	0160		PVCI20CI306014	BUILDERS CHICAGO CORPOR	11/4/20	2020	$3,292.97	$0.00
0200	0884185	88	0160		PVCI20CI306214	CITYESCAPE GARDEN & DESI	12/1/20	2020	$982.50	$0.00
0200	0884185	88	0160		PVCI20CI306381	CITYESCAPE GARDEN & DESI	12/10/20	2020	$350.00	$0.00
0200	0884185	88	0160		PVCI20CI306625	CITYESCAPE GARDEN & DESI	12/29/20	2020	$982.50	$0.00
0200	0884185	88	0160		PVCI20CI306670	BUILDERS CHICAGO CORPOR	12/30/20	2020	$262.30	$0.00
0200	0884185	88	0160		PVCI20CI307172	BUILDERS CHICAGO CORPOR	1/15/21	2020	$3,455.10	$0.00
0200	0884185	88	0160		PVCI20CI307270	BUILDERS CHICAGO CORPOR	12/3/20	2020	$131.15	$0.00
0200	0884185	88	0160		PVCI20CI502106	BUILDERS CHICAGO CORPOR	9/28/20	2020	$577.40	$0.00
0200	0884190	88	0160		PVCI20CI301215	LUSE ENVIRONMENTAL SERV	4/20/20	2020	$5,500.50	$0.00
0200	0884190	88	0160		PVCI20CI301379	SOUTHWEST INDUSTRIES D/E	4/28/20	2020	$260.00	$0.00
0200	0884190	88	0160		PVCI20CI301670	CITYESCAPE GARDEN & DESI	5/11/20	2020	$517.50	$0.00
0200	0884190	88	0160		PVCI20CI302344	CITYESCAPE GARDEN & DESI	6/12/20	2020	$1,617.50	$0.00
0200	0884190	88	0160		PVCI20CI303044	CITYESCAPE GARDEN & DESI	7/16/20	2020	$1,035.00	$0.00
0200	0884190	88	0160		PVCI20CI303560	CITYESCAPE GARDEN & DESI	8/18/20	2020	$1,035.00	$0.00
0200	0884190	88	0160		PVCI20CI303768	CITYESCAPE GARDEN & DESI	9/4/20	2020	$1,035.00	$0.00
0200	0884190	88	0160		PVCI20CI305470	CITYESCAPE GARDEN & DESI	10/5/20	2020	$12,032.25	$0.00
0200	0884190	88	0160		PVCI20CI305632	CHICAGO PIPE & BOILER COV	12/3/20	2020	$14,779.28	$0.00
0200	0884190	88	0160		PVCI20CI305808	CITYESCAPE GARDEN & DESI	10/27/20	2020	$1,035.00	$0.00
0200	0884190	88	0160		PVCI20CI306214	CITYESCAPE GARDEN & DESI	12/1/20	2020	$1,035.00	$0.00
0200	0884190	88	0160		PVCI20CI306381	CITYESCAPE GARDEN & DESI	12/10/20	2020	$350.00	$0.00
0200	0884190	88	0160		PVCI20CI306436	CITYESCAPE GARDEN & DESI	12/15/20	2020	$10,265.00	$0.00
0200	0884192	88	0160		PVCI20CI301829	CITYESCAPE GARDEN & DESI	5/18/20	2020	$974.80	$0.00
0200	0884192	88	0160		PVCI20CI302343	CITYESCAPE GARDEN & DESI	6/12/20	2020	$1,949.60	$0.00
0200	0884192	88	0160		PVCI20CI302344	CITYESCAPE GARDEN & DESI	6/12/20	2020	$605.00	$0.00
0200	0884192	88	0160		PVCI20CI303044	CITYESCAPE GARDEN & DESI	7/16/20	2020	$1,949.60	$0.00
0200	0884192	88	0160		PVCI20CI303560	CITYESCAPE GARDEN & DESI	8/18/20	2020	$1,949.60	$0.00
0200	0884192	88	0160		PVCI20CI303767	CITYESCAPE GARDEN & DESI	9/4/20	2020	$1,949.60	$0.00
0200	0884192	88	0160		PVCI20CI303852	INDUSTRIAL FENCE INC.	9/11/20	2020	$17,828.66	$0.00
0200	0884192	88	0160		PVCI20CI304016	INDUSTRIAL FENCE INC.	9/18/20	2020	$2,100.00	$0.00
0200	0884192	88	0160		PVCI20CI304059	CITYESCAPE GARDEN & DESI	9/22/20	2020	$7,650.00	$0.00
0200	0884192	88	0160		PVCI20CI305808	CITYESCAPE GARDEN & DESI	10/27/20	2020	$1,949.60	$0.00
0200	0884192	88	0160		PVCI20CI306214	CITYESCAPE GARDEN & DESI	12/1/20	2020	$1,949.60	$0.00
0200	0884192	88	0160		PVCI20CI306381	CITYESCAPE GARDEN & DESI	12/10/20	2020	$350.00	$0.00

0200	0884195	88	0160	220160	PVCI20CI301829	CITYESCAPE GARDEN & DESI	5/18/20	2020	$1,329.00	$0.00
0200	0884195	88	0160		PVCI20CI302344	CITYESCAPE GARDEN & DESI	6/12/20	2020	$3,630.50	$0.00
0200	0884195	88	0160		PVCI20CI303044	CITYESCAPE GARDEN & DESI	7/16/20	2020	$2,658.00	$0.00
0200	0884195	88	0160		PVCI20CI303560	CITYESCAPE GARDEN & DESI	8/18/20	2020	$2,658.00	$0.00
0200	0884195	88	0160		PVCI20CI303767	CITYESCAPE GARDEN & DESI	9/4/20	2020	$2,658.00	$0.00
0200	0884195	88	0160		PVCI20CI304059	CITYESCAPE GARDEN & DESI	9/22/20	2020	$1,045.00	$0.00
0200	0884195	88	0160		PVCI20CI305808	CITYESCAPE GARDEN & DESI	10/27/20	2020	$2,658.00	$0.00
0200	0884195	88	0160		PVCI20CI306214	CITYESCAPE GARDEN & DESI	12/1/20	2020	$2,658.00	$0.00
0200	0884195	88	0160		PVCI20CI306393	CITYESCAPE GARDEN & DESI	12/11/20	2020	$350.00	$0.00
0200	0884195	88	0160		PVCI20CI306438	MSC INDUSTRIAL SUPPLY CO	12/15/20	2020	$804.38	$0.00
0200	0884195	88	0160		PVCI20CI306625	CITYESCAPE GARDEN & DESI	12/29/20	2020	$9,125.00	$0.00
0200	0884200	88	0160		PV88208800247	ILLINOIS ENVIRONMENTAL PR	2/27/20	2020	$235.00	$0.00
0200	0884200	88	0160		PVCI20CI204767	JOHNSON CONTROLS FIRE P	1/22/21	2020	$10,360.80	$0.00
0200	0884200	88	0160		PVCI20CI301670	CITYESCAPE GARDEN & DESI	5/11/20	2020	$1,795.40	$0.00
0200	0884200	88	0160		PVCI20CI302343	CITYESCAPE GARDEN & DESI	6/12/20	2020	$3,590.80	$0.00
0200	0884200	88	0160		PVCI20CI302344	CITYESCAPE GARDEN & DESI	6/12/20	2020	$1,167.50	$0.00
0200	0884200	88	0160		PVCI20CI303044	CITYESCAPE GARDEN & DESI	7/16/20	2020	$3,590.80	$0.00
0200	0884200	88	0160		PVCI20CI303560	CITYESCAPE GARDEN & DESI	8/18/20	2020	$3,590.80	$0.00
0200	0884200	88	0160		PVCI20CI303840	CITYESCAPE GARDEN & DESI	9/11/20	2020	$3,590.80	$0.00
0200	0884200	88	0160		PVCI20CI305808	CITYESCAPE GARDEN & DESI	10/27/20	2020	$3,590.80	$3,590.80
0200	0884200	88	0160		PVCI20CI305845	JOHNSON CONTROLS FIRE P	10/28/20	2020	$115.50	$0.00
0200	0884200	88	0160		PVCI20CI305890	CITYESCAPE GARDEN & DESI	10/28/20	2020	$3,590.80	$0.00
0200	0884200	88	0160		PVCI20CI306214	CITYESCAPE GARDEN & DESI	12/1/20	2020	$3,590.80	$0.00
0200	0884200	88	0160		PVCI20CI306429	CITYESCAPE GARDEN & DESI	12/15/20	2020	$350.00	$0.00
0200	0884205	88	0160		PVCI20CI301653	CITYESCAPE GARDEN & DESI	5/8/20	2020	$492.20	$0.00
0200	0884205	88	0160		PVCI20CI302344	CITYESCAPE GARDEN & DESI	6/12/20	2020	$1,014.40	$0.00
0200	0884205	88	0160		PVCI20CI303044	CITYESCAPE GARDEN & DESI	7/16/20	2020	$984.40	$0.00
0200	0884205	88	0160		PVCI20CI303560	CITYESCAPE GARDEN & DESI	8/18/20	2020	$1,968.80	$984.40
0200	0884205	88	0160		PVCI20CI303768	CITYESCAPE GARDEN & DESI	9/4/20	2020	$984.40	$0.00
0200	0884205	88	0160		PVCI20CI305641	JOHNSON CONTROLS FIRE P	10/16/20	2020	$64.48	$0.00
0200	0884205	88	0160		PVCI20CI305808	CITYESCAPE GARDEN & DESI	10/27/20	2020	$984.40	$0.00
0200	0884205	88	0160		PVCI20CI306214	CITYESCAPE GARDEN & DESI	12/1/20	2020	$984.40	$0.00
0200	0884205	88	0160		PVCI20CI306381	CITYESCAPE GARDEN & DESI	12/10/20	2020	$350.00	$0.00
0200	0884210	88	0160		PVCI20CI302344	CITYESCAPE GARDEN & DESI	6/12/20	2020	$945.00	$122.50
0200	0884210	88	0160		PVCI20CI303044	CITYESCAPE GARDEN & DESI	7/16/20	2020	$1,400.00	$0.00
0200	0884210	88	0160		PVCI20CI303560	CITYESCAPE GARDEN & DESI	8/18/20	2020	$700.00	$0.00
0200	0884210	88	0160		PVCI20CI303768	CITYESCAPE GARDEN & DESI	9/4/20	2020	$700.00	$0.00
0200	0884210	88	0160		PVCI20CI305557	ARLINGTON GLASS & MIRRO	10/13/20	2020	$2,378.76	$0.00
0200	0884210	88	0160		PVCI20CI305808	CITYESCAPE GARDEN & DESI	10/27/20	2020	$700.00	$0.00

0200	0884210	88	0160	220160	PVCI20CI306214	CITYESCAPE GARDEN & DESI	12/1/20	2020	$700.00	$0.00
0200	0884210	88	0160		PVCI20CI306393	CITYESCAPE GARDEN & DESI	12/11/20	2020	$350.00	$0.00
0200	0884210	88	0160		PVCI20CI306423	CHRISTY WEBBER LANDSCAF	12/14/20	2020	$7,500.00	$0.00
0200	0884215	88	0160		PVCI20CI301653	CITYESCAPE GARDEN & DESI	5/8/20	2020	$733.67	$0.00
0200	0884215	88	0160		PVCI20CI302344	CITYESCAPE GARDEN & DESI	6/12/20	2020	$1,532.34	$65.00
0200	0884215	88	0160		PVCI20CI302368	CITYESCAPE GARDEN & DESI	6/18/20	2020	$65.00	$0.00
0200	0884215	88	0160		PVCI20CI303044	CITYESCAPE GARDEN & DESI	7/16/20	2020	$1,467.34	$0.00
0200	0884215	88	0160		PVCI20CI303560	CITYESCAPE GARDEN & DESI	8/18/20	2020	$1,467.34	$0.00
0200	0884215	88	0160		PVCI20CI303768	CITYESCAPE GARDEN & DESI	9/4/20	2020	$1,467.34	$0.00
0200	0884215	88	0160		PVCI20CI305808	CITYESCAPE GARDEN & DESI	10/27/20	2020	$1,467.34	$0.00
0200	0884215	88	0160		PVCI20CI305842	JOHNSON CONTROLS FIRE P	10/28/20	2020	$48.36	$0.00
0200	0884215	88	0160		PVCI20CI306214	CITYESCAPE GARDEN & DESI	12/1/20	2020	$1,467.34	$0.00
0200	0884215	88	0160		PVCI20CI306393	CITYESCAPE GARDEN & DESI	12/11/20	2020	$350.00	$0.00
0200	0884220	88	0160		PV88208801632	IL. ENVIRONMENTAL PROTEC	12/9/20	2020	$2,150.00	$0.00
0200	0884220	88	0160		PVCI20CI302344	CITYESCAPE GARDEN & DESI	6/12/20	2020	$110.00	$0.00
0200	0884220	88	0160		PVCI20CI302368	CITYESCAPE GARDEN & DESI	6/18/20	2020	$1,593.34	$0.00
0200	0884220	88	0160		PVCI20CI302528	CITYESCAPE GARDEN & DESI	6/26/20	2020	$1,593.34	$0.00
0200	0884220	88	0160		PVCI20CI303044	CITYESCAPE GARDEN & DESI	7/16/20	2020	$1,593.34	$0.00
0200	0884220	88	0160		PVCI20CI303560	CITYESCAPE GARDEN & DESI	8/18/20	2020	$1,593.34	$0.00
0200	0884220	88	0160		PVCI20CI303767	CITYESCAPE GARDEN & DESI	9/4/20	2020	$1,593.34	$0.00
0200	0884220	88	0160		PVCI20CI305639	ARLINGTON GLASS & MIRRO	10/16/20	2020	$3,415.00	$0.00
0200	0884220	88	0160		PVCI20CI305808	CITYESCAPE GARDEN & DESI	10/27/20	2020	$1,593.34	$0.00
0200	0884220	88	0160		PVCI20CI305844	JOHNSON CONTROLS FIRE P	10/28/20	2020	$1,572.60	$0.00
0200	0884220	88	0160		PVCI20CI306214	CITYESCAPE GARDEN & DESI	12/1/20	2020	$1,593.34	$0.00
0200	0884220	88	0160		PVCI20CI306381	CITYESCAPE GARDEN & DESI	12/17/20	2020	$350.00	$0.00
0200	0884220	88	0160		PVCI20CI306663	CITYESCAPE GARDEN & DESI	12/30/20	2020	$330.00	$0.00
0200	0884220	88	0160		PVCI20CI307610	JOHNSON CONTROLS FIRE P	2/11/21	2020	$881.00	$0.00
0200	0884220	88	0160		PVCI20CI307613	INTER-CITY SUPPLY CO., INC.	2/11/21	2020	$530.52	$0.00
0200	0884230	88	0160		PV88208801631	IL. ENVIRONMENTAL PROTEC	11/23/20	2020	$235.00	$0.00
0200	0884230	88	0160		PV88208801698	IL. ENVIRONMENTAL PROTEC	12/14/20	2020	$235.00	$0.00
0200	0884230	88	0160		PVCI20CI301829	CITYESCAPE GARDEN & DESI	5/18/20	2020	$1,275.00	$0.00
0200	0884230	88	0160		PVCI20CI302410	CITYESCAPE GARDEN & DESI	6/19/20	2020	$240.00	$0.00
0200	0884230	88	0160		PVCI20CI303044	CITYESCAPE GARDEN & DESI	7/16/20	2020	$1,275.00	$0.00
0200	0884230	88	0160		PVCI20CI303161	RIDDIFORD ROOFING CO.	7/21/20	2020	$48,998.00	$0.00
0200	0884230	88	0160		PVCI20CI303300	CITYESCAPE GARDEN & DESI	7/31/20	2020	$1,275.00	$0.00
0200	0884230	88	0160		PVCI20CI303560	CITYESCAPE GARDEN & DESI	8/18/20	2020	$1,275.00	$0.00
0200	0884230	88	0160		PVCI20CI303768	CITYESCAPE GARDEN & DESI	9/4/20	2020	$9,570.00	$0.00
0200	0884230	88	0160		PVCI20CI303840	CITYESCAPE GARDEN & DESI	9/11/20	2020	$10,767.50	$0.00
0200	0884230	88	0160		PVCI20CI305470	CITYESCAPE GARDEN & DESI	10/5/20	2020	$1,810.00	$0.00

0200	0884230	88	0160	220160	PVCI20CI305808	CITYESCAPE GARDEN & DESI	10/27/20	2020	$1,275.00	$0.00
0200	0884230	88	0160		PVCI20CI306026	CITYESCAPE GARDEN & DESI	11/4/20	2020	$14,075.00	$0.00
0200	0884230	88	0160		PVCI20CI306381	CITYESCAPE GARDEN & DESI	12/10/20	2020	$350.00	$0.00
0200	0884230	88	0160		PVCI20CI307615	CITYESCAPE GARDEN & DESI	2/11/21	2020	$1,230.00	$0.00
				220160			**Sum:**		**$1,264,160.51**	**$33,092.75**

Fund Code	Cost Center Code	Department Code	Appropriation Code	Account Code	Transaction Reference	Vendor Reference	Posted Date	Year	JE Line Debits	JE Line Credits
0200	0882005	88	0161	220161	PV88208801709	DIRECTV	12/18/20	2020	$402.03	$0.00
0200	0882005	88	0161		PVCI20CI100357	C & C COMMUNICATIONS	3/6/20	2020	$1,360.80	$0.00
0200	0882005	88	0161		PVCI20CI100555	KAMALTECH INCORPORATE	3/24/20	2020	$748.00	$0.00
0200	0882005	88	0161		PVCI20CI301060	GRAYBAR ELECTRIC CO INC	4/10/20	2020	$2,263.50	$0.00
0200	0882005	88	0161		PVCI20CI301060	GRAYBAR ELECTRIC CO INC	5/27/20	2020	$0.00	$2,263.50
0200	0882005	88	0161		PVCI20CI306453	SET ENVIRONMENTAL INC	12/15/20	2020	$2,566.24	$0.00
0200	0882005	88	0161		PVCI20CI306467	SET ENVIRONMENTAL INC	12/15/20	2020	$2,475.08	$0.00
0200	0882005	88	0161		PVCI20CI307076	OCCUPATIONAL HEALTH CEN	1/12/21	2020	$11,013.00	$0.00
0200	0882005	88	0161		PVCI20CI307077	OCCUPATIONAL HEALTH CEN	1/13/21	2020	$9,490.00	$0.00
				220161			**Sum:**		**$30,318.65**	**$2,263.50**

Fund Code	Cost Center Code	Department Code	Appropriation Code	Account Code	Transaction Reference	Vendor Reference	Posted Date	Year	JE Line Debits	JE Line Credits
0200	0032005	03	0162	220162	PV03200300035	OFFICE OF INSPECTOR GENE	10/21/20	2020	$352.00	$0.00
0200	0032005	03	0162		PV03200300040	RCN	12/2/20	2020	$788.11	$0.00
0200	0032005	03	0162		PV03200300044	RCN	12/16/20	2020	$230.72	$0.00
0200	0032005	03	0162		PV03200300045	AT & T 09	12/16/20	2020	$238.16	$0.00
0200	0384213	38	0162		PVCI20CI103854	STANDARD IND/& AUTOMTV E	12/24/20	2020	$107,000.00	$0.00
0200	0882005	88	0162		PV88208800560	DIRECTV	5/15/20	2020	$182.00	$0.00
0200	0882005	88	0162		PV88208800567	PRECISION DYNAMICS CORP	5/26/20	2020	$10,509.93	$0.00
0200	0882005	88	0162		PV88208800811	PAPER TIGER DOCUMENT SO	6/5/20	2020	$10,542.74	$0.00
0200	0882005	88	0162		PV88208801022	DIRECTV	7/9/20	2020	$216.24	$0.00
0200	0882005	88	0162		PV88208801065	CANADIAN PACIFIC RAILWAY	9/8/20	2020	$92.00	$0.00
0200	0882005	88	0162		PV88208801640	U S POSTAL SERVICE	11/3/20	2020	$1,240.00	$0.00
0200	0882005	88	0162		PV88208801652	DIRECTV	11/18/20	2020	$382.49	$91.00
0200	0882005	88	0162		PVCI20CI300514	SET ENVIRONMENTAL INC	2/19/20	2020	$2,532.99	$0.00
0200	0882005	88	0162		PVCI20CI302217	AGAE CONTRACTING INC	6/5/20	2020	$1,643.20	$0.00
0200	0882005	88	0162		PVCI20CI302329	MSC INDUSTRIAL SUPPLY CO	6/11/20	2020	$444.44	$0.00
0200	0882005	88	0162		PVCI20CI303051	AMERICAN BUILDING SERVIC	7/21/20	2020	$1,840.60	$0.00
0200	0882005	88	0162		PVCI20CI303706	ARLINGTON GLASS & MIRRO	9/1/20	2020	$2,885.00	$0.00
0200	0882005	88	0162		PVCI20CI303943	ROOT BROS MFG & SUPPLY C	9/15/20	2020	$1,462.92	$731.46
0200	0882005	88	0162		PVCI20CI305364	PACE SYSTEMS, INC.	10/5/20	2020	$41,537.40	$0.00
0200	0882005	88	0162		PVCI20CI305464	AIR ONE EQUIPMENT INC	11/20/20	2020	$36,003.00	$0.00

0200	0882005	88	0162	220162	PVCI20CI305484	JOHNSON PIPE & SUPPLY CO	10/6/20	2020	$2,045.00	$0.00
0200	0882005	88	0162		PVCI20CI305555	AIR ONE EQUIPMENT INC	10/13/20	2020	$5,552.00	$0.00
0200	0882005	88	0162		PVCI20CI305955	PACE SYSTEMS, INC.	11/2/20	2020	$46,149.64	$0.00
0200	0882005	88	0162		PVCI20CI306113	AIR ONE EQUIPMENT INC	11/23/20	2020	$9,324.00	$0.00
0200	0882005	88	0162		PVCI20CI306114	AIR ONE EQUIPMENT INC	11/23/20	2020	$27,344.00	$0.00
0200	0882005	88	0162		PVCI20CI306405	PACE SYSTEMS, INC.	12/11/20	2020	$10,538.45	$0.00
0200	0882005	88	0162		PVCI20CI306451	PACE SYSTEMS, INC.	12/15/20	2020	$6,107.14	$0.00
0200	0882005	88	0162		PVCI20CI306526	GRAYBAR ELECTRIC CO INC	12/21/20	2020	$5,095.90	$0.00
0200	0882005	88	0162		PVCI20CI307170	PACE SYSTEMS, INC.	1/15/21	2020	$24,209.80	$0.00
0200	0882005	88	0162		PVCI20CI307244	GRAYBAR ELECTRIC CO INC	1/22/21	2020	$2,066.80	$1,033.40
0200	0882005	88	0162		PVCI20CI307635	SILK SCREEN EXPRESS, INC.	2/16/21	2020	$832.00	$0.00
0200	0882005	88	0162		PVCI20CI330028	PRODUCTION DISTRIBUTION	3/4/21	2020	$455.35	$0.00
0200	0882005	88	0162		PVCI20CI700953	GRAYBAR ELECTRIC CO INC	6/16/20	2020	$2,263.50	$0.00
0200	0882015	88	0162		PV88208800812	THE BELT RAILWAY COMPAN	6/8/20	2020	$100.00	$0.00
0200	0882020	88	0162		PV88208801039	ILLINOIS MARINE TOWING, IN	7/13/20	2020	$2,500.00	$0.00
0200	0882020	88	0162		PV88208801067	JOLIET ELECTRIC MOTORS	7/22/20	2020	$21,750.00	$0.00
0200	0882020	88	0162		PV88208801068	SIEVERT CRANE & HOIST DIVI	8/17/20	2020	$28,295.00	$0.00
0200	0882020	88	0162		PV88208801977	PAPER TIGER DOCUMENT SO	1/14/21	2020	$1,979.60	$0.00
0200	0882020	88	0162		PVCI20CI00200	CDW GOVERNMENT, LLC.	1/29/21	2020	$32,205.60	$0.00
0200	0882020	88	0162		PVCI20CI301454	B&W CONTROL SYSTEMS INT	5/4/20	2020	$99,014.21	$25,737.75
0200	0882020	88	0162		PVCI20CI301457	B&W CONTROL SYSTEMS INT	5/4/20	2020	$19,602.47	$0.00
0200	0882020	88	0162		PVCI20CI301607	B&W CONTROL SYSTEMS INT	5/6/20	2020	$202.70	$0.00
0200	0882020	88	0162		PVCI20CI301697	B&W CONTROL SYSTEMS INT	5/12/20	2020	$136.84	$0.00
0200	0882020	88	0162		PVCI20CI301714	B&W CONTROL SYSTEMS INT	5/12/20	2020	$28,873.02	$0.00
0200	0882020	88	0162		PVCI20CI301978	B&W CONTROL SYSTEMS INT	5/19/20	2020	$2,183.25	$0.00
0200	0882020	88	0162		PVCI20CI302300	B&W CONTROL SYSTEMS INT	6/10/20	2020	$14,810.27	$0.00
0200	0882020	88	0162		PVCI20CI302472	B&W CONTROL SYSTEMS INT	6/24/20	2020	$1,200.00	$0.00
0200	0882020	88	0162		PVCI20CI303754	B&W CONTROL SYSTEMS INT	9/3/20	2020	$71.55	$0.00
0200	0882020	88	0162		PVCI20CI305924	JOHNSON PIPE & SUPPLY CO	10/29/20	2020	$2,469.09	$0.00
0200	0882020	88	0162		PVCI20CI307439	B&W CONTROL SYSTEMS INT	2/2/21	2020	$1,028.65	$0.00
0200	0882025	88	0160		PVCI20CI302062	SET ENVIRONMENTAL INC	5/26/20	2020	$2,088.38	$0.00
0200	0882025	88	0162		PVCI20CI300302	GRAYBAR ELECTRIC CO INC	3/5/20	2020	$638.19	$0.00
0200	0882025	88	0162		PVCI20CI300392	ANCHOR MECHANICAL, INC	3/9/20	2020	$1,018.72	$0.00
0200	0882025	88	0162		PVCI20CI302932	GRAYBAR ELECTRIC CO INC	7/10/20	2020	$7,953.32	$0.00
0200	0882025	88	0162		PVCI20CI303369	ANCHOR MECHANICAL, INC	8/4/20	2020	$6,387.13	$0.00
0200	0882025	88	0162		PVCI20CI305484	JOHNSON PIPE & SUPPLY CO	10/6/20	2020	$200.21	$0.00
0200	0882025	88	0162		PVCI20CI306240	ANCHOR MECHANICAL, INC	12/2/20	2020	$3,763.30	$0.00
0200	0882025	88	0162		PVCI20CI307026	T & N CHICAGO, INC.	1/11/21	2020	$34,634.40	$0.00
0200	0882025	88	0162		PVCI20CI307349	INDUSTRIAL FENCE INC.	1/26/21	2020	$7,286.00	$0.00

0200	0884146	88	0162	220162	PVCI20CI300317	MIDWEST SERVICE CENTER L	3/5/20	2020	$43,285.00	$0.00
0200	0884146	88	0162		PVCI20CI300372	ANCHOR MECHANICAL, INC	3/10/20	2020	$20,751.79	$0.00
0200	0884146	88	0162		PVCI20CI300444	ANCHOR MECHANICAL, INC	3/11/20	2020	$86,622.47	$0.00
0200	0884146	88	0162		PVCI20CI300612	JOHNSON PIPE & SUPPLY CO	2/28/20	2020	$3,639.78	$0.00
0200	0884146	88	0162		PVCI20CI301256	CHARLES EQUIPMENT ENER	4/22/20	2020	$1,573.20	$0.00
0200	0884146	88	0162		PVCI20CI302231	ANCHOR MECHANICAL, INC	6/8/20	2020	$10,169.56	$0.00
0200	0884146	88	0162		PVCI20CI302477	INDUSTRIAL FENCE INC.	6/24/20	2020	$900.00	$0.00
0200	0884146	88	0162		PVCI20CI303015	ANCHOR MECHANICAL, INC	7/15/20	2020	$1,441.84	$0.00
0200	0884146	88	0162		PVCI20CI303448	ANCHOR MECHANICAL, INC	8/10/20	2020	$98,665.12	$0.00
0200	0884146	88	0162		PVCI20CI303660	ANCHOR MECHANICAL, INC	8/31/20	2020	$9,057.98	$0.00
0200	0884146	88	0162		PVCI20CI305134	ANCHOR MECHANICAL, INC	9/25/20	2020	$9,599.28	$0.00
0200	0884146	88	0162		PVCI20CI305818	ANCHOR MECHANICAL, INC	10/27/20	2020	$10,706.40	$0.00
0200	0884146	88	0162		PVCI20CI305852	AQUA SERVICE COMPANY	10/28/20	2020	$150.00	$0.00
0200	0884146	88	0162		PVCI20CI305927	TITAN NU VETERANS JOINT V	10/30/20	2020	$3,481.40	$0.00
0200	0884146	88	0162		PVCI20CI305935	ANCHOR MECHANICAL, INC	3/3/21	2020	$21,834.25	$0.00
0200	0884146	88	0162		PVCI20CI306017	CHARLES EQUIPMENT ENER	11/4/20	2020	$2,655.00	$0.00
0200	0884146	88	0162		PVCI20CI306236	TITAN NU VETERANS JOINT V	12/2/20	2020	$927.80	$0.00
0200	0884146	88	0162		PVCI20CI307370	ANCHOR MECHANICAL, INC	1/28/21	2020	$5,458.97	$0.00
0200	0884146	88	0162		PVCI20CI307477	TITAN NU VETERANS JOINT V	2/4/21	2020	$72,716.87	$0.00
0200	0884146	88	0162		PVCI20CI307477	TITAN NU VETERANS JOINT V	2/11/21	2020	$19,234.40	$19,234.40
0200	0884146	88	0162		PVCI20CI307506	TITAN NU VETERANS JOINT V	2/10/21	2020	$19,234.40	$19,234.40
0200	0884146	88	0162		PVCI20CI330031	ANCHOR MECHANICAL, INC	3/4/21	2020	$23,241.81	$0.00
0200	0884146	88	0162		PVCI20CI330040	ANCHOR MECHANICAL, INC	3/4/21	2020	$2,975.42	$0.00
0200	0884146	88	0162		PVCI20CI330062	ANCHOR MECHANICAL, INC	3/9/21	2020	$39,201.92	$0.00
0200	0884146	88	0162		PVCI20CI330089	TITAN NU VETERANS JOINT V	4/6/21	2020	$56,107.44	$56,107.44
0200	0884150	88	0162		PV88208801066	WILD GOOSE CHASE	7/22/20	2020	$28,879.00	$0.00
0200	0884150	88	0162		PV88208801087	WILD GOOSE CHASE	8/3/20	2020	$30,779.00	$0.00
0200	0884150	88	0162		PVCI19CI303755	SOUTHWEST INDUSTRIES D/E	5/14/20	2020	$492.00	$0.00
0200	0884150	88	0162		PVCI20CI204965	ABC Humane Wildlife Control &	2/11/21	2020	$80.00	$0.00
0200	0884150	88	0162		PVCI20CI205033	ANCHOR MECHANICAL, INC	2/23/21	2020	$16,785.03	$0.00
0200	0884150	88	0162		PVCI20CI300635	ROOT BROS MFG & SUPPLY C	3/18/20	2020	$2,681.84	$0.00
0200	0884150	88	0162		PVCI20CI300856	ROOT BROS MFG & SUPPLY C	3/27/20	2020	$6,048.00	$0.00
0200	0884150	88	0162		PVCI20CI300876	PALM ELECTRIC COMPANY	3/30/20	2020	$3,519.68	$0.00
0200	0884150	88	0162		PVCI20CI301217	GRAYBAR ELECTRIC CO INC	4/20/20	2020	$1,109.40	$0.00
0200	0884150	88	0162		PVCI20CI301267	AIR ONE EQUIPMENT INC	4/22/20	2020	$814.86	$0.00
0200	0884150	88	0162		PVCI20CI301415	ARLINGTON GLASS & MIRRO	4/30/20	2020	$4,136.88	$0.00
0200	0884150	88	0162		PVCI20CI301687	SOUTHWEST INDUSTRIES D/E	5/11/20	2020	$1,764.00	$0.00
0200	0884150	88	0162		PVCI20CI301711	SOUTHWEST INDUSTRIES D/E	5/12/20	2020	$520.00	$0.00
0200	0884150	88	0162		PVCI20CI301719	ABC Humane Wildlife Control &	5/12/20	2020	$80.00	$0.00

0200	0884150	88	0162	220162	PVCI20CI301734	ABC Humane Wildlife Control &	5/13/20	2020	$240.00	$0.00
0200	0884150	88	0162		PVCI20CI301769	AMERICAN BUILDING SERVIC	5/14/20	2020	$542.40	$0.00
0200	0884150	88	0162		PVCI20CI301773	SOUTHWEST INDUSTRIES D/E	5/14/20	2020	$260.00	$0.00
0200	0884150	88	0162		PVCI20CI302558	PALM ELECTRIC COMPANY	6/29/20	2020	$1,289.92	$0.00
0200	0884150	88	0162		PVCI20CI302994	ABC Humane Wildlife Control &	7/14/20	2020	$320.00	$0.00
0200	0884150	88	0162		PVCI20CI303014	B&W CONTROL SYSTEMS INT	7/15/20	2020	$29,999.45	$0.00
0200	0884150	88	0162		PVCI20CI303237	B&W CONTROL SYSTEMS INT	7/29/20	2020	$27,321.94	$0.00
0200	0884150	88	0162		PVCI20CI303239	CHARLES EQUIPMENT ENER	7/29/20	2020	$2,832.00	$0.00
0200	0884150	88	0162		PVCI20CI303308	ROOT BROS MFG & SUPPLY C	7/31/20	2020	$6,048.00	$0.00
0200	0884150	88	0162		PVCI20CI303316	B&W CONTROL SYSTEMS INT	7/31/20	2020	$221.22	$0.00
0200	0884150	88	0162		PVCI20CI303446	ABC Humane Wildlife Control &	8/10/20	2020	$80.00	$0.00
0200	0884150	88	0162		PVCI20CI303592	SOUTHWEST INDUSTRIES D/E	8/19/20	2020	$8,478.07	$0.00
0200	0884150	88	0162		PVCI20CI303670	B&W CONTROL SYSTEMS INT	8/31/20	2020	$44,953.70	$0.00
0200	0884150	88	0162		PVCI20CI303692	B&W CONTROL SYSTEMS INT	9/1/20	2020	$5,652.50	$0.00
0200	0884150	88	0162		PVCI20CI303730	B&W CONTROL SYSTEMS INT	9/2/20	2020	$857.25	$0.00
0200	0884150	88	0162		PVCI20CI303754	B&W CONTROL SYSTEMS INT	9/3/20	2020	$3,746.50	$0.00
0200	0884150	88	0162		PVCI20CI303906	JOHNSON PIPE & SUPPLY CO	9/14/20	2020	$5,400.00	$0.00
0200	0884150	88	0162		PVCI20CI303987	ABC Humane Wildlife Control &	9/18/20	2020	$80.00	$0.00
0200	0884150	88	0162		PVCI20CI305085	ABC Humane Wildlife Control &	11/10/20	2020	$80.00	$0.00
0200	0884150	88	0162		PVCI20CI305414	ANCHOR MECHANICAL, INC	11/13/20	2020	$47,023.92	$0.00
0200	0884150	88	0162		PVCI20CI305905	SOUTHWEST INDUSTRIES D/E	10/29/20	2020	$390.00	$0.00
0200	0884150	88	0162		PVCI20CI305956	B&W CONTROL SYSTEMS INT	11/2/20	2020	$58,697.34	$0.00
0200	0884150	88	0162		PVCI20CI306238	CITYESCAPE GARDEN & DESI	12/2/20	2020	$2,299.50	$0.00
0200	0884150	88	0162		PVCI20CI306562	B&W CONTROL SYSTEMS INT	12/23/20	2020	$26,426.12	$0.00
0200	0884150	88	0162		PVCI20CI306894	B&W CONTROL SYSTEMS INT	1/4/21	2020	$59,928.57	$0.00
0200	0884150	88	0162		PVCI20CI306951	B&W CONTROL SYSTEMS INT	1/6/21	2020	$140.65	$0.00
0200	0884150	88	0162		PVCI20CI3069689	MIDWEST SERVICE CENTER L	1/7/21	2020	$1,540.00	$1,540.00
0200	0884150	88	0162		PVCI20CI306969	MIDWEST SERVICE CENTER L	1/7/21	2020	$1,540.00	$0.00
0200	0884150	88	0162		PVCI20CI307259	B&W CONTROL SYSTEMS INT	1/22/21	2020	$1,408.34	$0.00
0200	0884150	88	0162		PVCI20CI307267	SWANSON FLO	1/22/21	2020	$14,381.88	$0.00
0200	0884150	88	0162		PVCI20CI307337	B&W CONTROL SYSTEMS INT	1/26/21	2020	$18,270.84	$0.00
0200	0884150	88	0162		PVCI20CI307425	JOHNSON PIPE & SUPPLY CO	2/1/21	2020	$6,718.86	$0.00
0200	0884150	88	0162		PVCI20CI307648	VALDES LLC	2/16/21	2020	$3,107.50	$0.00
0200	0884150	88	0162		PVCI20CI501010	COURTESY ELECTRIC INC	6/16/20	2020	$82,307.28	$0.00
0200	0884150	88	0162		PVCI20CI501010	COURTESY ELECTRIC INC	6/24/20	2020	$0.00	$82,307.28
0200	0884155	88	0160		PVCI20CI501027	AIR ONE EQUIPMENT INC	6/17/20	2020	$1,039.87	$0.00
0200	0884155	88	0162		PV88208801120	MEADE INDUSTRIES INC	8/25/20	2020	$32,387.75	$0.00
0200	0884155	88	0162		PVCI20CI204771	B&W CONTROL SYSTEMS INT	1/25/21	2020	$5,670.48	$0.00
0200	0884155	88	0162		PVCI20CI204777	B&W CONTROL SYSTEMS INT	1/25/21	2020	$2,874.41	$0.00

0200	0884155	88	0162	220162	PVCI20CI300173	B&W CONTROL SYSTEMS INT	2/26/21	2020	$174.09	$0.00
0200	0884155	88	0162		PVCI20CI300316	MIDWEST SERVICE CENTER L	3/5/20	2020	$9,890.10	$0.00
0200	0884155	88	0162		PVCI20CI300564	AIR ONE EQUIPMENT INC	2/25/20	2020	$1,465.00	$0.00
0200	0884155	88	0162		PVCI20CI300731	JOHNSON PIPE & SUPPLY CO	3/26/20	2020	$1,763.34	$0.00
0200	0884155	88	0162		PVCI20CI300899	MSC INDUSTRIAL SUPPLY CO	4/1/20	2020	$909.56	$0.00
0200	0884155	88	0162		PVCI20CI301066	ANCHOR MECHANICAL, INC	4/10/20	2020	$3,707.77	$0.00
0200	0884155	88	0162		PVCI20CI301128	ANCHOR MECHANICAL, INC	4/15/20	2020	$7,211.11	$0.00
0200	0884155	88	0162		PVCI20CI301192	COURTESY ELECTRIC INC	4/17/20	2020	$6,000.00	$0.00
0200	0884155	88	0162		PVCI20CI301225	MCCANN INDUSTRIES, INC.	4/20/20	2020	$765.00	$0.00
0200	0884155	88	0162		PVCI20CI301326	MCCANN INDUSTRIES, INC.	4/24/20	2020	$1,605.00	$0.00
0200	0884155	88	0162		PVCI20CI301348	K-PLUS MECHANICAL INC	4/27/20	2020	$22,197.00	$0.00
0200	0884155	88	0162		PVCI20CI301454	B&W CONTROL SYSTEMS INT	5/4/20	2020	$5,047.07	$0.00
0200	0884155	88	0162		PVCI20CI301643	B&W CONTROL SYSTEMS INT	5/8/20	2020	$147,646.53	$22,109.25
0200	0884155	88	0162		PVCI20CI301674	B&W CONTROL SYSTEMS INT	5/11/20	2020	$22,109.25	$0.00
0200	0884155	88	0162		PVCI20CI301718	JOHNSON PIPE & SUPPLY CO	5/12/20	2020	$2,001.13	$0.00
0200	0884155	88	0162		PVCI20CI301730	MIDWEST SERVICE CENTER L	5/13/20	2020	$23,552.00	$0.00
0200	0884155	88	0162		PVCI20CI301735	JOHNSON PIPE & SUPPLY CO	5/13/20	2020	$4,247.10	$0.00
0200	0884155	88	0162		PVCI20CI301745	JOHNSON PIPE & SUPPLY CO	5/13/20	2020	$3,951.24	$0.00
0200	0884155	88	0162		PVCI20CI301751	ABC Humane Wildlife Control &	5/14/20	2020	$320.00	$0.00
0200	0884155	88	0162		PVCI20CI302061	PALM ELECTRIC COMPANY	5/26/20	2020	$11,283.34	$0.00
0200	0884155	88	0162		PVCI20CI302230	ANCHOR MECHANICAL, INC	6/8/20	2020	$65,443.79	$0.00
0200	0884155	88	0162		PVCI20CI302241	PRODUCTION DISTRIBUTION	6/8/20	2020	$64,950.00	$64,950.00
0200	0884155	88	0162		PVCI20CI302305	B&W CONTROL SYSTEMS INT	6/10/20	2020	$6,161.08	$0.00
0200	0884155	88	0162		PVCI20CI302320	ANCHOR MECHANICAL, INC	6/11/20	2020	$37,690.59	$0.00
0200	0884155	88	0162		PVCI20CI302383	GRAYBAR ELECTRIC CO INC	6/18/20	2020	$3,901.33	$0.00
0200	0884155	88	0162		PVCI20CI302933	B&W CONTROL SYSTEMS INT	7/10/20	2020	$10,562.81	$0.00
0200	0884155	88	0162		PVCI20CI302994	ABC Humane Wildlife Control &	7/14/20	2020	$240.00	$0.00
0200	0884155	88	0162		PVCI20CI303007	ABC Humane Wildlife Control &	7/15/20	2020	$80.00	$0.00
0200	0884155	88	0162		PVCI20CI303014	B&W CONTROL SYSTEMS INT	7/15/20	2020	$23,786.93	$0.00
0200	0884155	88	0162		PVCI20CI303071	PALM ELECTRIC COMPANY	7/17/20	2020	$1,940.10	$0.00
0200	0884155	88	0162		PVCI20CI303237	B&W CONTROL SYSTEMS INT	7/29/20	2020	$2,874.51	$0.00
0200	0884155	88	0162		PVCI20CI303291	PALM ELECTRIC COMPANY	7/30/20	2020	$1,705.76	$0.00
0200	0884155	88	0162		PVCI20CI303292	CHARLES EQUIPMENT ENER	7/30/20	2020	$5,161.33	$0.00
0200	0884155	88	0162		PVCI20CI303392	ANCHOR MECHANICAL, INC	8/5/20	2020	$25,435.58	$0.00
0200	0884155	88	0162		PVCI20CI303410	AIR ONE EQUIPMENT INC	8/6/20	2020	$600.00	$0.00
0200	0884155	88	0162		PVCI20CI303446	ABC Humane Wildlife Control &	8/10/20	2020	$80.00	$0.00
0200	0884155	88	0162		PVCI20CI303453	ANCHOR MECHANICAL, INC	8/10/20	2020	$2,037.60	$0.00
0200	0884155	88	0162		PVCI20CI303670	B&W CONTROL SYSTEMS INT	8/31/20	2020	$17,526.00	$0.00
0200	0884155	88	0162		PVCI20CI303792	AIR ONE EQUIPMENT INC	9/10/20	2020	$2,064.20	$0.00

0200	0884155	88	0162	220162	PVCI20CI303987	ABC Humane Wildlife Control &	9/18/20	2020	$80.00	$0.00
0200	0884155	88	0162		PVCI20CI305085	ABC Humane Wildlife Control &	11/10/20	2020	$80.00	$0.00
0200	0884155	88	0162		PVCI20CI305173	AIR ONE EQUIPMENT INC	9/29/20	2020	$1,500.00	$0.00
0200	0884155	88	0162		PVCI20CI305189	ANCHOR MECHANICAL, INC	9/29/20	2020	$57,089.32	$0.00
0200	0884155	88	0162		PVCI20CI305663	B&W CONTROL SYSTEMS INT	10/20/20	2020	$5,211.79	$0.00
0200	0884155	88	0162		PVCI20CI305760	AIR ONE EQUIPMENT INC	11/3/20	2020	$888.00	$0.00
0200	0884155	88	0162		PVCI20CI305761	AIR ONE EQUIPMENT INC	10/22/20	2020	$410.00	$0.00
0200	0884155	88	0162		PVCI20CI305956	B&W CONTROL SYSTEMS INT	11/2/20	2020	$11,920.00	$0.00
0200	0884155	88	0162		PVCI20CI306383	AIR ONE EQUIPMENT INC	12/11/20	2020	$205.00	$0.00
0200	0884155	88	0162		PVCI20CI306562	B&W CONTROL SYSTEMS INT	12/23/20	2020	$3,199.46	$0.00
0200	0884155	88	0162		PVCI20CI306575	B&W CONTROL SYSTEMS INT	12/28/20	2020	$6,213.87	$0.00
0200	0884155	88	0162		PVCI20CI306650	B&W CONTROL SYSTEMS INT	12/29/20	2020	$19,250.21	$0.00
0200	0884155	88	0162		PVCI20CI306665	COURTESY ELECTRIC INC	12/30/20	2020	$4,800.00	$0.00
0200	0884155	88	0162		PVCI20CI306893	B&W CONTROL SYSTEMS INT	1/4/21	2020	$50,190.25	$0.00
0200	0884155	88	0162		PVCI20CI307084	COURTESY ELECTRIC INC	1/13/21	2020	$6,244.22	$0.00
0200	0884155	88	0162		PVCI20CI307259	B&W CONTROL SYSTEMS INT	1/22/21	2020	$16,050.12	$0.00
0200	0884155	88	0162		PVCI20CI307337	B&W CONTROL SYSTEMS INT	1/26/21	2020	$5,232.75	$0.00
0200	0884155	88	0162		PVCI20CI307609	INDUSTRIAL FENCE INC.	2/11/21	2020	$10,884.00	$0.00
0200	0884155	88	0162		PVCI20CI307627	ABC Humane Wildlife Control &	2/16/21	2020	$80.00	$0.00
0200	0884155	88	0162		PVCI20CI405876	B&W CONTROL SYSTEMS INT	8/27/20	2020	$8,235.70	$0.00
0200	0884155	88	0162		PVCI20CI500997	PRODUCTION DISTRIBUTION	6/16/20	2020	$64,950.00	$64,950.00
0200	0884155	88	0162		PVCI20CI501004	PRODUCTION DISTRIBUTION	6/16/20	2020	$64,950.00	$64,950.00
0200	0884155	88	0162		PVCI20CI501025	PRODUCTION DISTRIBUTION	6/17/20	2020	$64,950.00	$64,950.00
0200	0884155	88	0162		PVCI20CI502666	AIR ONE EQUIPMENT INC	11/16/20	2020	$1,309.38	$0.00
0200	0884155	88	0340		PVCI20CI303032	MIDWEST SERVICE CENTER L	7/15/20	2020	$22,972.00	$0.00
0200	0884155	88	0340		PVCI20CI501048	PRODUCTION DISTRIBUTION	6/18/20	2020	$64,950.00	$0.00
0200	0884165	88	0160		PVCI20CI306675	B&W CONTROL SYSTEMS INT	12/30/20	2020	$1,428.00	$0.00
0200	0884165	88	0162		PVCI20CI303387	COURTESY ELECTRIC INC	8/5/20	2020	$2,400.00	$0.00
0200	0884170	88	0162		PVCI20CI301850	CHICAGO UNITED INDUSTRIE	5/19/20	2020	$11,088.00	$0.00
0200	0884170	88	0162		PVCI20CI302201	THE REMI GROUP LLC	6/22/20	2020	$4,496.20	$0.00
0200	0884170	88	0162		PVCI20CI303632	B&W CONTROL SYSTEMS INT	8/20/20	2020	$3,137.68	$0.00
0200	0884170	88	0162		PVCI20CI303754	B&W CONTROL SYSTEMS INT	9/3/20	2020	$1,620.00	$0.00
0200	0884170	88	0162		PVCI20CI305128	B&W CONTROL SYSTEMS INT	9/25/20	2020	$1,398.73	$0.00
0200	0884170	88	0162		PVCI20CI306504	CHICAGO UNITED INDUSTRIE	12/17/20	2020	$46,791.80	$0.00
0200	0884175	88	0162		PV88208802145	ABS AMERICAS	2/23/21	2020	$1,380.93	$0.00
0200	0884175	88	0162		PVCI20CI306044	MIDWEST SERVICE CENTER L	11/6/20	2020	$18,467.00	$0.00
0200	0884175	88	0162		PVCI20CI307527	TITAN NU VETERANS JOINT V	2/8/21	2020	$125.00	$0.00
0200	0884176	88	0162		PVCI20CI300313	AQUA SERVICE COMPANY	3/5/20	2020	$1,260.10	$0.00
0200	0884176	88	0162		PVCI20CI300777	TITAN NU VETERANS JOINT V	3/5/21	2020	$25,955.53	$25,955.53

0200	0884176	88	0162	220162	PVCI20CI303638	ANCHOR MECHANICAL, INC	8/21/20	2020	$21,078.14	$0.00
0200	0884176	88	0162		PVCI20CI305631	RUSSO HARDWARE INC D/B/A	10/15/20	2020	$1,064.55	$0.00
0200	0884176	88	0162		PVCI20CI305935	ANCHOR MECHANICAL, INC	3/3/21	2020	$15,798.35	$0.00
0200	0884176	88	0162		PVCI20CI306507	CHARLES EQUIPMENT ENER	12/14/20	2020	$2,202.00	$0.00
0200	0884176	88	0162		PVCI20CI307210	TITAN NU VETERANS JOINT V	1/19/21	2020	$59,388.89	$0.00
0200	0884176	88	0162		PVCI20CI307477	TITAN NU VETERANS JOINT V	2/4/21	2020	$2,683.07	$0.00
0200	0884176	88	0162		PVCI20CI330052	TITAN NU VETERANS JOINT V	3/16/21	2020	$8,727.37	$8,727.37
0200	0884176	88	0162		PVCI20CI500110	CHARLES EQUIPMENT ENER	2/21/20	2020	$1,770.00	$0.00
0200	0884176	88	0162		PVCI20CI701663	ANCHOR MECHANICAL, INC	8/27/20	2020	$79,641.85	$0.00
0200	0884185	88	0162		PVCI19CI307224	COURTESY ELECTRIC INC	5/1/20	2020	$3,374.00	$0.00
0200	0884185	88	0162		PVCI20CI301383	CHARLES EQUIPMENT ENER	4/28/20	2020	$13,918.56	$0.00
0200	0884185	88	0162		PVCI20CI302328	COURTESY ELECTRIC INC	6/11/20	2020	$9,600.00	$0.00
0200	0884185	88	0162		PVCI20CI303162	PALM ELECTRIC COMPANY	7/21/20	2020	$467.85	$0.00
0200	0884185	88	0162		PVCI20CI303387	COURTESY ELECTRIC INC	8/5/20	2020	$55,694.90	$0.00
0200	0884185	88	0162		PVCI20CI303766	ANCHOR MECHANICAL, INC	9/4/20	2020	$17,877.10	$0.00
0200	0884185	88	0162		PVCI20CI305467	B&W CONTROL SYSTEMS INT	10/5/20	2020	$9,366.25	$0.00
0200	0884185	88	0162		PVCI20CI305467	B&W CONTROL SYSTEMS INT	10/6/20	2020	$0.00	$9,366.25
0200	0884185	88	0162		PVCI20CI305975	B&W CONTROL SYSTEMS INT	11/3/20	2020	$9,366.25	$0.00
0200	0884185	88	0162		PVCI20CI306350	COURTESY ELECTRIC INC	12/10/20	2020	$35,564.00	$0.00
0200	0884185	88	0162		PVCI20CI306407	COURTESY ELECTRIC INC	12/14/20	2020	$1,200.00	$0.00
0200	0884185	88	0162		PVCI20CI307154	CHARLES EQUIPMENT ENER	1/15/21	2020	$38,869.00	$0.00
0200	0884190	88	0162		PVCI20CI301796	PALM ELECTRIC COMPANY	5/15/20	2020	$4,070.00	$0.00
0200	0884190	88	0162		PVCI20CI302074	ANCHOR MECHANICAL, INC	5/27/20	2020	$10,319.70	$0.00
0200	0884190	88	0162		PVCI20CI302252	ANCHOR MECHANICAL, INC	6/9/20	2020	$84,636.23	$0.00
0200	0884190	88	0162		PVCI20CI303015	ANCHOR MECHANICAL, INC	7/15/20	2020	$1,528.90	$0.00
0200	0884190	88	0162		PVCI20CI303016	ANCHOR MECHANICAL, INC	7/15/20	2020	$666.77	$0.00
0200	0884190	88	0162		PVCI20CI303448	ANCHOR MECHANICAL, INC	8/10/20	2020	$12,278.43	$0.00
0200	0884190	88	0162		PVCI20CI303664	ANCHOR MECHANICAL, INC	9/2/20	2020	$44,160.93	$0.00
0200	0884190	88	0162		PVCI20CI303742	ANCHOR MECHANICAL, INC	9/2/20	2020	$10,038.87	$0.00
0200	0884190	88	0162		PVCI20CI303946	ANCHOR MECHANICAL, INC	9/15/20	2020	$90,459.83	$0.00
0200	0884190	88	0162		PVCI20CI303968	MIDWEST SERVICE CENTER L	9/16/20	2020	$49,355.00	$0.00
0200	0884190	88	0162		PVCI20CI305108	ANCHOR MECHANICAL, INC	10/28/20	2020	$1,720.14	$0.00
0200	0884190	88	0162		PVCI20CI305195	ANCHOR MECHANICAL, INC	12/15/20	2020	$13,691.34	$6,845.67
0200	0884190	88	0162		PVCI20CI305195	ANCHOR MECHANICAL, INC	1/6/21	2020	$0.00	$6,845.67
0200	0884190	88	0162		PVCI20CI305478	MIDWEST SERVICE CENTER L	10/6/20	2020	$9,080.00	$0.00
0200	0884190	88	0162		PVCI20CI305818	ANCHOR MECHANICAL, INC	10/27/20	2020	$3,211.92	$0.00
0200	0884190	88	0162		PVCI20CI305904	ANCHOR MECHANICAL, INC	10/29/20	2020	$35,915.68	$0.00
0200	0884190	88	0162		PVCI20CI305935	ANCHOR MECHANICAL, INC	3/3/21	2020	$28,556.66	$0.00
0200	0884190	88	0162		PVCI20CI306389	RUSSO HARDWARE INC D/B/A	12/11/20	2020	$819.06	$0.00

0200	0884190	88	0162	220162	PVCI20CI306529	TITAN NU VETERANS JOINT V	12/21/20	2020	$4,631.29	$0.00
0200	0884190	88	0162		PVCI20CI307477	TITAN NU VETERANS JOINT V	2/4/21	2020	$66,110.69	$0.00
0200	0884190	88	0162		PVCI20CI330002	TITAN NU VETERANS JOINT V	3/11/21	2020	$3,242.24	$3,242.24
0200	0884190	88	0162		PVCI20CI330004	TITAN NU VETERANS JOINT V	3/11/21	2020	$3,242.24	$3,242.24
0200	0884190	88	0162		PVCI20CI405884	CHARLES EQUIPMENT ENER	8/27/20	2020	$826.00	$0.00
0200	0884192	88	0162		PVCI20CI301218	CHARLES EQUIPMENT ENER	4/20/20	2020	$708.00	$0.00
0200	0884192	88	0162		PVCI20CI301303	ANCHOR MECHANICAL, INC	4/23/20	2020	$3,642.92	$0.00
0200	0884192	88	0162		PVCI20CI305108	ANCHOR MECHANICAL, INC	10/28/20	2020	$8,938.55	$0.00
0200	0884195	88	0162		PVCI20CI303765	ANCHOR MECHANICAL, INC	9/4/20	2020	$17,877.10	$0.00
0200	0884195	88	0162		PVCI20CI305937	ANCHOR MECHANICAL, INC	10/30/20	2020	$8,787.77	$0.00
0200	0884195	88	0162		PVCI20CI306017	CHARLES EQUIPMENT ENER	11/4/20	2020	$708.00	$0.00
0200	0884200	88	0160		PVCI20CI306267	B&W CONTROL SYSTEMS INT	12/3/20	2020	$6,156.73	$0.00
0200	0884200	88	0162		PV88208802021	JOLIET ELECTRIC MOTORS	1/15/21	2020	$36,550.00	$18,275.00
0200	0884200	88	0162		PVCI20CI301218	CHARLES EQUIPMENT ENER	4/20/20	2020	$12,737.24	$0.00
0200	0884200	88	0162		PVCI20CI303387	COURTESY ELECTRIC INC	8/5/20	2020	$3,000.00	$0.00
0200	0884200	88	0162		PVCI20CI305108	ANCHOR MECHANICAL, INC	10/28/20	2020	$8,938.55	$0.00
0200	0884200	88	0162		PVCI20CI306337	ALTORFER INDUSTRIES, INC.	12/9/20	2020	$3,681.47	$0.00
0200	0884200	88	0162		PVCI20CI306350	COURTESY ELECTRIC INC	12/10/20	2020	$1,200.00	$0.00
0200	0884200	88	0162		PVCI20CI307612	ALTORFER INDUSTRIES, INC.	2/11/21	2020	$1,843.47	$0.00
0200	0884205	88	0162		PVCI20CI204758	MIDWEST SERVICE CENTER L	1/22/21	2020	$19,685.00	$0.00
0200	0884205	88	0162		PVCI20CI303766	ANCHOR MECHANICAL, INC	9/4/20	2020	$17,877.10	$0.00
0200	0884205	88	0162		PVCI20CI307331	ANCHOR MECHANICAL, INC	1/26/21	2020	$10,748.51	$0.00
0200	0884210	88	0162		PV88208801611	JOLIET ELECTRIC MOTORS	10/15/20	2020	$19,600.00	$0.00
0200	0884210	88	0162		PVCI20C305638	LORCHEM TECHNOLOGIES IN	10/16/20	2020	$273.87	$0.00
0200	0884210	88	0162		PVCI20CI300447	ANCHOR MECHANICAL, INC	3/11/20	2020	$504.84	$0.00
0200	0884210	88	0162		PVCI20CI301019	ANCHOR MECHANICAL, INC	4/9/20	2020	$2,037.44	$0.00
0200	0884210	88	0162		PVCI20CI301066	ANCHOR MECHANICAL, INC	4/10/20	2020	$4,943.56	$0.00
0200	0884210	88	0162		PVCI20CI302247	MIDWEST SERVICE CENTER L	6/8/20	2020	$15,960.00	$0.00
0200	0884210	88	0162		PVCI20CI302324	RUSSO HARDWARE INC D/B/A	6/11/20	2020	$88.20	$0.00
0200	0884210	88	0162		PVCI20CI302353	RUSSO HARDWARE INC D/B/A	6/12/20	2020	$224.40	$0.00
0200	0884210	88	0162		PVCI20CI303083	ANCHOR MECHANICAL, INC	7/17/20	2020	$1,056.15	$0.00
0200	0884210	88	0162		PVCI20CI30371	LORCHEM TECHNOLOGIES IN	9/1/20	2020	$955.73	$0.00
0200	0884210	88	0162		PVCI20CI303774	ANCHOR MECHANICAL, INC	9/4/20	2020	$19,690.90	$0.00
0200	0884210	88	0162		PVCI20CI305243	ANCHOR MECHANICAL, INC	10/2/20	2020	$8,938.55	$0.00
0200	0884210	88	0162		PVCI20CI305631	RUSSO HARDWARE INC D/B/A	10/15/20	2020	$1,213.05	$0.00
0200	0884210	88	0162		PVCI20CI306900	MSC INDUSTRIAL SUPPLY CO	1/4/21	2020	$4,422.43	$0.00
0200	0884210	88	0162		PVCI20CI307193	PALM ELECTRIC COMPANY	1/19/21	2020	$5,558.90	$0.00
0200	0884210	88	0162		PVCI20CI307331	ANCHOR MECHANICAL, INC	1/26/21	2020	$8,634.24	$0.00
0200	0884210	88	0162		PVCI20CI405881	LORCHEM TECHNOLOGIES IN	8/27/20	2020	$1,350.76	$0.00

0200	0884215	88	0162	220162	PVCI20CI301384	PALM ELECTRIC COMPANY	4/28/20	2020	$221.78	$0.00
0200	0884215	88	0162		PVCI20CI303016	ANCHOR MECHANICAL, INC	7/15/20	2020	$3,095.83	$0.00
0200	0884215	88	0162		PVCI20CI305936	ANCHOR MECHANICAL, INC	10/30/20	2020	$16,260.30	$0.00
0200	0884215	88	0162		PVCI20CI306012	ANCHOR MECHANICAL, INC	11/4/20	2020	$22,254.15	$0.00
0200	0884220	88	0162		PVCI20CI302231	ANCHOR MECHANICAL, INC	6/8/20	2020	$11,587.46	$0.00
0200	0884220	88	0162		PVCI20CI302481	COURTESY ELECTRIC INC	6/24/20	2020	$450.00	$0.00
0200	0884220	88	0162		PVCI20CI303387	COURTESY ELECTRIC INC	8/5/20	2020	$19,852.00	$0.00
0200	0884220	88	0162		PVCI20CI305194	ANCHOR MECHANICAL, INC	9/30/20	2020	$72,834.51	$0.00
0200	0884220	88	0162		PVCI20CI305630	COURTESY ELECTRIC INC	10/15/20	2020	$7,062.32	$0.00
0200	0884220	88	0162		PVCI20CI306394	ALTORFER INDUSTRIES, INC.	12/11/20	2020	$13,359.00	$0.00
0200	0884220	88	0162		PVCI20CI306411	ALTORFER INDUSTRIES, INC.	12/14/20	2020	$4,453.00	$0.00
0200	0884220	88	0162		PVCI20CI306509	COURTESY ELECTRIC INC	1/29/21	2020	$2,390.70	$0.00
0200	0884220	88	0162		PVCI20CI306515	ALTORFER INDUSTRIES, INC.	12/17/20	2020	$4,453.00	$0.00
0200	0884220	88	0162		PVCI20CI307600	ALTORFER INDUSTRIES, INC.	2/11/21	2020	$82.00	$0.00
0200	0884220	88	0162		PVCI20CI307713	JOHNSON CONTROLS FIRE P	3/5/21	2020	$2,967.46	$2,967.46
0200	0884220	88	0162		PVCI20CI330017	ANCHOR MECHANICAL, INC	3/3/21	2020	$13,765.55	$0.00
0200	0884230	88	0162		PVCI20CI302328	COURTESY ELECTRIC INC	6/11/20	2020	$2,400.00	$0.00
0200	0884230	88	0162		PVCI20CI302478	K-PLUS MECHANICAL INC	6/24/20	2020	$2,945.88	$0.00
0200	0884230	88	0162		PVCI20CI302479	PALM ELECTRIC COMPANY	6/24/20	2020	$467.85	$0.00
0200	0884230	88	0162		PVCI20CI303083	ANCHOR MECHANICAL, INC	7/17/20	2020	$13,836.56	$0.00
0200	0884230	88	0162		PVCI20CI303387	COURTESY ELECTRIC INC	8/5/20	2020	$8,718.75	$0.00
0200	0884230	88	0162		PVCI20CI303398	K-PLUS MECHANICAL INC	8/6/20	2020	$1,732.50	$0.00
0200	0884230	88	0162		PVCI20CI303443	K-PLUS MECHANICAL INC	8/7/20	2020	$2,616.00	$0.00
0200	0884230	88	0162		PVCI20CI305108	ANCHOR MECHANICAL, INC	10/28/20	2020	$26,815.65	$0.00
0200	0884230	88	0162		PVCI20CI305194	ANCHOR MECHANICAL, INC	9/30/20	2020	$5,069.48	$0.00
0200	0884230	88	0162		PVCI20CI306671	CHICAGO PIPE & BOILER COV	12/30/20	2020	$7,631.20	$0.00
0200	0884230	88	0162		PVCI20CI307527	TITAN NU VETERANS JOINT V	2/8/21	2020	$513.35	$0.00
0200	0884230	88	0162		PVCI20CI330017	ANCHOR MECHANICAL, INC	3/3/21	2020	$9,866.66	$0.00
0200	0884230	88	0162		PVCI20CI700292	ANCHOR MECHANICAL, INC	3/6/20	2020	$6,913.38	$0.00
0200	0994488	99	0905		PVCI20CI307075	SET ENVIRONMENTAL INC	1/12/21	2020	$11,446.63	$0.00
0200	0994488	99	0905		PVCI20CI307116	SET ENVIRONMENTAL INC	1/14/21	2020	$213,808.30	$0.00
0200	0994488	99	0905		PVCI20CI600642	HENRY FRERK SONS INC	3/18/20	2020	$4,212.66	$0.00
				220162			**Sum:**		**$4,646,691.14**	**$573,393.81**

Fund Code	Cost Center Code	Department Code	Appropriation Code	Account Code	Transaction Reference	Vendor Reference	Posted Date	Year	JE Line Debits	JE Line Credits
0200	0032005	03	0166	220166	PV032003000006	OFFICE OF INSPECTOR GENE	3/12/20	2020	$325.00	$325.00
0200	0032005	03	0166		PV03200300006	OFFICE OF INSPECTOR GENE	3/13/20	2020	$325.00	$0.00
0200	0032005	03	0166		PV03200300024	OFFICE OF INSPECTOR GENE	7/24/20	2020	$1,405.00	$0.00
0200	0032005	03	0166		PV03200300046	CHICAGO TRIBUNE 02	12/16/20	2020	$370.50	$0.00

0200	0032005	03	0166	220166	PV03200300052	OFFICE OF INSPECTOR GENE	1/19/21	2020	$205.50	$0.00
0200	0272015	27	0166		PVCI20CI00110	BROFMAN, JACK	7/30/20	2020	$124.00	$0.00
0200	0882005	88	0166		PV88208800566	WATER RESEARCH FOUNDAT	5/19/20	2020	$561,000.00	$0.00
				220166			**Sum:**		**$563,755.00**	**$325.00**

Fund Code	Cost Center Code	Department Code	Appropriation Code	Account Code	Transaction Reference	Vendor Reference	Posted Date	Year	JE Line Debits	JE Line Credits
0200	0882010	88	0168	220168	PV88208801668	DIRECTIONS TRAINING CENT	12/1/20	2020	$9,937.50	$0.00
				220168			**Sum:**		**$9,937.50**	**$0.00**

Fund Code	Cost Center Code	Department Code	Appropriation Code	Account Code	Transaction Reference	Vendor Reference	Posted Date	Year	JE Line Debits	JE Line Credits
0200	0032005	03	0169	220169	PV03200300028	OFFICE OF INSPECTOR GENE	8/26/20	2020	$2,925.00	$0.00
0200	0032005	03	0169		PV03200300050	OFFICE OF INSPECTOR GENE	1/14/21	2020	$11,787.00	$0.00
0200	0312005	31	0169		PV31203103208	MCLE BOARD	12/23/20	2020	$75.00	$0.00
0200	0882015	88	0169		PV88208800204	ILLINOIS SECTION AMERICAN	1/30/20	2020	$455.00	$0.00
0200	0882015	88	0169		PV88208800205	ILLINOIS SECTION AMERICAN	1/30/20	2020	$135.00	$0.00
0200	0882015	88	0169		PV88208800218	ENVIRONMENTAL RESOURCE	3/13/20	2020	$2,300.00	$1,150.00
0200	0882015	88	0169		PV88208800219	ILLINOIS SECTION AMERICAN	2/7/20	2020	$160.00	$0.00
0200	0882015	88	0169		PV88208801707	ILLINOIS SECTION AMERICAN	12/14/20	2020	$56.00	$0.00
0200	0882015	88	0169		PV88208801708	ILLINOIS SECTION AMERICAN	12/14/20	2020	$152.00	$0.00
0200	0882015	88	0169		PV88208801922	ILLINOIS SECTION AMERICAN	12/22/20	2020	$148.00	$0.00
0200	0882015	88	0169		PV88208801923	ILLINOIS SECTION AMERICAN	12/22/20	2020	$757.00	$0.00
0200	0882015	88	0169		PV88208802070	ILLINOIS SECTION AMERICAN	2/3/21	2020	$108.00	$0.00
0200	0882015	88	0169		PV88208802071	ILLINOIS SECTION AMERICAN	2/3/21	2020	$200.00	$0.00
0200	0882020	88	0169		PV88208800271	SAMPSON, SHUANTA K	3/12/20	2020	$3,168.00	$0.00
0200	0882020	88	0169		PV88208801143	WATER ENVIRNMENT FEDER	9/17/20	2020	$1,195.00	$0.00
0200	0884150	88	0169		PV88208800248	CONSTRUCTION SAFETY CO	2/27/20	2020	$6,030.00	$0.00
0200	0884155	88	0440		PVCI20CI303792	AIR ONE EQUIPMENT INC	9/10/20	2020	$204.71	$0.00
0200	0884176	88	0169		PVCI20CI303310	MIDWEST SERVICE CENTER L	7/31/20	2020	$5,712.00	$0.00
0200	0884185	88	0169		PV88208801016	IL. ENVIRONMENTAL PROTEC	6/26/20	2020	$235.00	$0.00
0200	0884190	88	0169		PV88208801014	IL. ENVIRONMENTAL PROTEC	6/26/20	2020	$2,150.00	$0.00
				220169			**Sum:**		**$37,952.71**	**$1,150.00**

Fund Code	Cost Center Code	Department Code	Appropriation Code	Account Code	Transaction Reference	Vendor Reference	Posted Date	Year	JE Line Debits	JE Line Credits
0200	0994427	99	0172	220172	PV27202780600	Arthur J. Gallagher Risk Manage	1/29/20	2020	$1,000,000.00	$0.00
0200	0994427	99	0172		PV27202780630	Arthur J. Gallagher Risk Manage	9/17/20	2020	$103,000.00	$0.00
				220172			**Sum:**		**$1,103,000.00**	**$0.00**

Fund Code	Cost Center Code	Department Code	Appropriation Code	Account Code	Transaction Reference	Vendor Reference	Posted Date	Year	JE Line Debits	JE Line Credits
0200	0384201	38	0176	220176	PVCI13CI085695	QUALITY CAR WASH, INC.	12/17/20	2020	$0.00	$13.00
0200	0384213	38	0176		PVCI20CI100085	FREEWAY FORD - STERLING	2/10/20	2020	$115.00	$0.00

0200	0384213	38	0176	220176	PVCI20CI100154	STANDARD EQUIPMENT	2/19/20	2020	$26,324.37	$0.00
0200	0384213	38	0176		PVCI20CI100157	ADVANTAGE CHEVROLET	2/21/20	2020	$2,900.25	$0.00
0200	0384213	38	0176		PVCI20CI100163	JIMMY D'S BODY & FENDER	2/21/20	2020	$2,205.31	$0.00
0200	0384213	38	0176		PVCI20CI100241	MCCARTHY FORD INC	2/28/20	2020	$120.00	$0.00
0200	0384213	38	0176		PVCI20CI100256	BUS & TRUCK OF CHICAGO, I	2/28/20	2020	$3,476.58	$0.00
0200	0384213	38	0176		PVCI20CI100292	BUS & TRUCK OF CHICAGO, I	3/3/20	2020	$1,363.12	$0.00
0200	0384213	38	0176		PVCI20CI100301	STANDARD EQUIPMENT	3/4/20	2020	$27,032.52	$0.00
0200	0384213	38	0176		PVCI20CI100333	STANDARD EQUIPMENT	3/5/20	2020	$25,036.68	$0.00
0200	0384213	38	0176		PVCI20CI100387	TRI-ANGLE FABRICATION & B	3/10/20	2020	$4,790.76	$0.00
0200	0384213	38	0176		PVCI20CI100467	SAFELITE FULFILLMENT INC	3/17/20	2020	$176.15	$0.00
0200	0384213	38	0176		PVCI20CI100561	JIMMY D'S BODY & FENDER	3/24/20	2020	$4,241.63	$0.00
0200	0384213	38	0176		PVCI20CI100632	B & W TRUCK REPAIR INC	3/31/20	2020	$3,282.56	$0.00
0200	0384213	38	0176		PVCI20CI100775	KING TRANSMISSION CO INC	4/15/20	2020	$1,544.48	$0.00
0200	0384213	38	0176		PVCI20CI100876	TRI-ANGLE FABRICATION & B	4/23/20	2020	$1,583.20	$791.60
0200	0384213	38	0176		PVCI20CI100907	B & W TRUCK REPAIR INC	4/29/20	2020	$3,782.35	$0.00
0200	0384213	38	0176		PVCI20CI100937	STANDARD EQUIPMENT	4/30/20	2020	$24,998.04	$0.00
0200	0384213	38	0176		PVCI20CI100982	TRI-ANGLE FABRICATION & B	5/5/20	2020	$791.60	$0.00
0200	0384213	38	0176		PVCI20CI100994	STANDARD EQUIPMENT	5/5/20	2020	$22,763.22	$0.00
0200	0384213	38	0176		PVCI20CI101006	ARTS AUTO REBUILDERS	5/6/20	2020	$9,087.53	$0.00
0200	0384213	38	0176		PVCI20CI101032	BUS & TRUCK OF CHICAGO, I	5/7/20	2020	$1,962.62	$0.00
0200	0384213	38	0176		PVCI20CI101567	ADVANCE AUTO CENTER	7/1/20	2020	$123.60	$0.00
0200	0384213	38	0176		PVCI20CI101657	FREEWAY FORD - STERLING	7/9/20	2020	$265.81	$0.00
0200	0384213	38	0176		PVCI20CI102136	MCCARTHY FORD INC	8/12/20	2020	$120.00	$0.00
0200	0384213	38	0176		PVCI20CI102278	MAC AUTO INCORPORATED	8/18/20	2020	$3,451.86	$0.00
0200	0384213	38	0176		PVCI20CI102553	PATSON INC/DBA NORTHWES	9/9/20	2020	$432.60	$0.00
0200	0384213	38	0176		PVCI20CI102874	ADVANTAGE CHEVROLET	10/7/20	2020	$1,303.70	$0.00
0200	0384213	38	0176		PVCI20CI103692	PATSON INC/DBA NORTHWES	12/17/20	2020	$599.08	$0.00
0200	0384213	38	0176		PVCI20CI104071	STANDARD EQUIPMENT	1/11/21	2020	$972.88	$0.00
0200	0384213	38	0176		PVCI20CI407026	ARTS AUTO REBUILDERS	10/16/20	2020	$1,953.82	$0.00
0200	0384213	38	0176		PVCI20CI700431	STANDARD EQUIPMENT	3/23/20	2020	$25,785.73	$0.00
0200	0384213	38	0176		PVCI20CI700549	KERRY'S AUTO BODY, INC.	4/13/20	2020	$5,265.21	$0.00
0200	0384213	38	0176		PVCI20CI700834	SAFELITE FULFILLMENT INC	6/4/20	2020	$273.33	$0.00
0200	0403120	40	0176		PV40074031514	CASEY EQUIPMENT CO INC	3/16/21	2020	$0.00	$856.90
				220176			**Sum:**		**$208,125.59**	**$1,661.50**

Fund Code	Cost Center Code	Department Code	Appropriation Code	Account Code	Transaction Reference	Vendor Reference	Posted Date	Year	JE Line Debits	JE Line Credits
0200	0032005	03	0181	220181	PV03200300003	OFFICE OF INSPECTOR GENE	2/11/20	2020	$993.50	$0.00
0200	0032005	03	0181		PV03200300010	OFFICE OF INSPECTOR GENE	5/15/20	2020	$993.50	$0.00
0200	0032005	03	0181		PV03200300021	OFFICE OF INSPECTOR GENE	7/9/20	2020	$993.50	$0.00

0200	0032005	03	0181	220181	PV03200300033	OFFICE OF INSPECTOR GENE	10/21/20	2020	$993.50	$0.00
0200	0313006	31	0181		PVCI20CI700162	VERIZON WIRELESS	2/26/20	2020	$544.15	$0.00
0200	0313006	31	0181		PVCI20CI702229	VERIZON WIRELESS	11/5/20	2020	$752.04	$0.00
0200	0313006	31	0181		PVCI20CI703152	VERIZON WIRELESS	2/1/21	2020	$466.96	$0.00
0200	0672005	67	0181		PV38203806299	VERIZON WIRELESS	7/29/20	2020	$3,503.33	$0.00
0200	0672005	67	0181		PV38203806336	VERIZON WIRELESS	8/24/20	2020	$17,588.85	$0.00
0200	0672005	67	0181		PV38203806398	VERIZON WIRELESS	10/1/20	2020	$1,278.17	$0.00
0200	0672005	67	0181		PV38203806540	VERIZON WIRELESS	10/27/20	2020	$1,337.82	$0.00
0200	0672005	67	0181		PV38203806576	VERIZON WIRELESS	11/16/20	2020	$1,326.68	$0.00
0200	0672005	67	0181		PV38203806617	VERIZON WIRELESS	12/22/20	2020	$1,965.15	$0.00
0200	0881005	88	0181		PV38203806055	VERIZON WIRELESS	3/16/20	2020	$15,939.84	$0.00
0200	0881005	88	0181		PV38203806162	VERIZON WIRELESS	5/22/20	2020	$2,760.16	$0.00
0200	0881025	88	0181		PV38203806162	VERIZON WIRELESS	5/22/20	2020	$15,653.25	$0.00
0200	0881025	88	0181		PV38203806173	VERIZON WIRELESS	5/26/20	2020	$15,753.63	$0.00
0200	0881025	88	0181		PV38203806203	VERIZON WIRELESS	5/28/20	2020	$15,549.40	$0.00
0200	0881025	88	0181		PV38203806250	VERIZON WIRELESS	7/20/20	2020	$15,738.02	$0.00
0200	0881025	88	0181		PV38203806302	VERIZON WIRELESS	7/29/20	2020	$15,435.82	$0.00
0200	0881025	88	0181		PV38203806339	VERIZON WIRELESS	8/25/20	2020	$15,331.20	$0.00
0200	0881025	88	0181		PV38203806501	VERIZON WIRELESS	10/1/20	2020	$15,904.48	$0.00
0200	0881025	88	0181		PV38203806543	VERIZON WIRELESS	10/27/20	2020	$15,639.27	$0.00
0200	0881025	88	0181		PV38203806579	VERIZON WIRELESS	11/16/20	2020	$16,033.88	$0.00
0200	0881025	88	0181		PV38203806619	VERIZON WIRELESS	12/22/20	2020	$16,696.47	$0.00
0200	0881025	88	0181		PV38203806689	VERIZON WIRELESS	1/28/21	2020	$15,657.02	$0.00
0200	0882025	88	0181		PV38203806349	AT&T CORP	8/31/20	2020	$4,626.00	$0.00
0200	0882025	88	0181		PV882088000276	VERIZON WIRELESS	5/22/20	2020	$1,849.47	$0.00
0200	0882025	88	0181		PV882088001021	VERIZON WIRELESS	7/16/20	2020	$1,003.51	$0.00
0200	0882025	88	0181		PV88208800564	VERIZON WIRELESS	5/18/20	2020	$1,003.51	$0.00
0200	0882025	88	0181		PV88208801017	VERIZON WIRELESS	6/30/20	2020	$1,003.51	$0.00
0200	0882025	88	0181		PV88208801018	AT&T CORP	6/26/20	2020	$8,004.96	$0.00
0200	0882025	88	0181		PV88208801019	AT&T CORP	6/26/20	2020	$3,308.86	$0.00
0200	0882025	88	0181		PV88208801020	AT&T CORP	6/29/20	2020	$11,345.88	$0.00
0200	0882025	88	0181		PV88208801084	AT&T CORP	8/4/20	2020	$4,519.70	$0.00
0200	0882025	88	0181		PV88208801085	AT&T CORP	8/4/20	2020	$2,186.26	$0.00
0200	0882025	88	0181		PV88208801121	VERIZON WIRELESS	8/28/20	2020	$1,016.85	$0.00
0200	0882025	88	0181		PV88208801122	VERIZON WIRELESS	9/8/20	2020	$1,016.85	$0.00
				220181			**Sum:**		**$265,714.95**	**$0.00**

Fund Code	Cost Center Code	Department Code	Appropriation Code	Account Code	Transaction Reference	Vendor Reference	Posted Date	Year	JE Line Debits	JE Line Credits
0200	0994438	99	0138	220183	PV38203806373	AT&T CORP	9/28/20	2020	$78,402.43	$0.00

				220183			Sum:		$78,402.43	$0.00

Fund Code	Cost Center Code	Department Code	Appropriation Code	Account Code	Transaction Reference	Vendor Reference	Posted Date	Year	JE Line Debits	JE Line Credits
0200	0882025	88	0185	220185	PVCI20CI202788	ALLIED WASTE TRANSPORTA	8/27/20	2020	$1,410.18	$0.00
0200	0882025	88	0185		PVCI20CI204780	ALLIED WASTE TRANSPORTA	1/25/21	2020	$860.20	$0.00
0200	0882025	88	0185		PVCI20CI301364	MT TRANSIT INC	4/28/20	2020	$214,836.00	$0.00
0200	0882025	88	0185		PVCI20CI301425	MT TRANSIT INC	5/1/20	2020	$104,516.00	$0.00
0200	0882025	88	0185		PVCI20CI301496	UTILITY TRANSPORT	5/5/20	2020	$37,097.50	$0.00
0200	0882025	88	0185		PVCI20CI301986	MT TRANSIT INC	5/20/20	2020	$240,456.97	$0.00
0200	0882025	88	0185		PVCI20CI301987	RELIABLE ASPHALT CORP.	5/21/20	2020	$59,888.32	$0.00
0200	0882025	88	0185		PVCI20CI302000	MT TRANSIT INC	5/20/20	2020	$82,152.80	$0.00
0200	0882025	88	0185		PVCI20CI302008	RELIABLE ASPHALT CORP.	5/21/20	2020	$30,715.20	$0.00
0200	0882025	88	0185		PVCI20CI302280	MT TRANSIT INC	6/9/20	2020	$124,981.29	$0.00
0200	0882025	88	0185		PVCI20CI302872	MT TRANSIT INC	7/7/20	2020	$162,253.77	$0.00
0200	0882025	88	0185		PVCI20CI302882	MT TRANSIT INC	7/9/20	2020	$114,607.20	$0.00
0200	0882025	88	0185		PVCI20CI302929	UTILITY TRANSPORT	7/10/20	2020	$83,932.12	$0.00
0200	0882025	88	0185		PVCI20CI303517	MT TRANSIT INC	8/13/20	2020	$227,105.65	$0.00
0200	0882025	88	0185		PVCI20CI303674	RELIABLE ASPHALT CORP.	8/31/20	2020	$41,316.62	$0.00
0200	0882025	88	0185		PVCI20CI303676	RELIABLE ASPHALT CORP.	8/31/20	2020	$21,495.17	$0.00
0200	0882025	88	0185		PVCI20CI303678	RELIABLE ASPHALT CORP.	8/31/20	2020	$13,175.79	$0.00
0200	0882025	88	0185		PVCI20CI303771	ALLIED WASTE TRANSPORTA	9/4/20	2020	$74.68	$0.00
0200	0882025	88	0185		PVCI20CI303929	MT TRANSIT INC	9/14/20	2020	$220,912.12	$0.00
0200	0882025	88	0185		PVCI20CI305148	MT TRANSIT INC	9/28/20	2020	$177,027.42	$0.00
0200	0882025	88	0185		PVCI20CI305765	UTILITY TRANSPORT	10/29/20	2020	$49,084.98	$0.00
0200	0882025	88	0185		PVCI20CI305859	UTILITY TRANSPORT	10/28/20	2020	$37,722.41	$0.00
0200	0882025	88	0185		PVCI20CI305918	MT TRANSIT INC	11/2/20	2020	$253,573.99	$0.00
0200	0882025	88	0185		PVCI20CI306081	MT TRANSIT INC	11/20/20	2020	$113,480.60	$0.00
0200	0882025	88	0185		PVCI20CI306446	MT TRANSIT INC	12/15/20	2020	$155,955.17	$0.00
0200	0882025	88	0185		PVCI20CI307123	UTILITY TRANSPORT	1/14/21	2020	$43,021.32	$0.00
0200	0882025	88	0185		PVCI20CI307195	ALLIED WASTE TRANSPORTA	1/19/21	2020	$935.15	$0.00
0200	0882025	88	0185		PVCI20CI307260	RELIABLE ASPHALT CORP.	1/22/21	2020	$33,761.03	$0.00
0200	0882025	88	0185		PVCI20CI307266	MT TRANSIT INC	1/22/21	2020	$23,442.58	$0.00
0200	0882025	88	0185		PVCI20CI307288	UTILITY TRANSPORT	1/25/21	2020	$3,382.17	$0.00
0200	0882025	88	0185		PVCI20CI307298	HIGHWAY SAFETY CORPORA	1/25/21	2020	$34,696.24	$0.00
0200	0882025	88	0185		PVCI20CI307460	HIGHWAY SAFETY CORPORA	2/2/21	2020	$18,552.96	$0.00
0200	0882025	88	0185		PVCI20CI307463	HIGHWAY SAFETY CORPORA	2/3/21	2020	$13,632.31	$0.00
0200	0882025	88	0185		PVCI20CI307464	HIGHWAY SAFETY CORPORA	2/3/21	2020	$11,593.38	$0.00
0200	0882025	88	0185		PVCI20CI307499	HIGHWAY SAFETY CORPORA	2/4/21	2020	$10,562.94	$0.00
0200	0882025	88	0185		PVCI20CI307525	HIGHWAY SAFETY CORPORA	2/8/21	2020	$12,815.75	$2,122.20

0200	0882025	88	0185	220185	PVCI20CI307540	HIGHWAY SAFETY CORPORA	2/8/21	2020	$306.39	$0.00
0200	0882025	88	0185		PVCI20CI307547	HIGHWAY SAFETY CORPORA	2/9/21	2020	$8,091.68	$0.00
0200	0882025	88	0185		PVCI20CI307548	HIGHWAY SAFETY CORPORA	2/9/21	2020	$8,255.30	$662.05
0200	0882025	88	0185		PVCI20CI307550	HIGHWAY SAFETY CORPORA	2/9/21	2020	$6,557.01	$1,153.06
				220185			**Sum:**		**$2,798,238.36**	**$3,937.31**

Fund Code	Cost Center Code	Department Code	Appropriation Code	Account Code	Transaction Reference	Vendor Reference	Posted Date	Year	JE Line Debits	JE Line Credits
0200	0882025	88	0188	220188	PV38203806083	AT&T CORP	5/12/20	2020	$10,143.38	$0.00
0200	0882025	88	0188		PV38203806084	AT&T CORP	5/14/20	2020	$7,711.76	$0.00
0200	0882025	88	0188		PV38203806085	AT&T CORP	5/14/20	2020	$7,858.15	$0.00
0200	0882025	88	0188		PV38203806190	AT&T CORP	5/26/20	2020	$7,963.09	$0.00
0200	0882025	88	0188		PV38203806214	AT&T CORP	7/13/20	2020	$12,032.85	$0.00
0200	0882025	88	0188		PV38203806306	AT&T CORP	8/7/20	2020	$3,069.56	$0.00
0200	0882025	88	0188		PV38203806367	AT&T CORP	9/10/20	2020	$8,489.90	$0.00
0200	0882025	88	0188		PV38203806368	AT&T CORP	9/10/20	2020	$9,086.90	$0.00
0200	0882025	88	0188		PV38203806564	AT&T CORP	11/16/20	2020	$5,345.87	$0.00
0200	0882025	88	0188		PV38203806565	AT&T CORP	11/16/20	2020	$8,530.70	$0.00
0200	0882025	88	0188		PV38203806629	AT&T CORP	1/7/21	2020	$8,839.69	$0.00
0200	0882025	88	0188		PV38203806661	AT&T CORP	1/13/21	2020	$6,617.98	$0.00
0200	0882025	88	0188		PV882088000275	AT&T CORP	3/27/20	2020	$1,681.97	$1,681.97
0200	0882025	88	0188		PV88208800231	AT&T CORP	3/18/20	2020	$2,325.19	$0.00
0200	0882025	88	0188		PV88208800275	AT&T CORP	3/26/20	2020	$5,018.85	$0.00
0200	0882025	88	0188		PV88208802548	AT&T CORP	3/17/20	2020	$5,926.89	$0.00
				220188			**Sum:**		**$110,642.73**	**$1,681.97**

Fund Code	Cost Center Code	Department Code	Appropriation Code	Account Code	Transaction Reference	Vendor Reference	Posted Date	Year	JE Line Debits	JE Line Credits
0200	0032005	03	0189	220189	PV03200300013	RCN	6/10/20	2020	$5,844.99	$0.00
0200	0032005	03	0189		PV03200300027	AT & T 09	8/21/20	2020	$304.24	$0.00
0200	0032005	03	0189		PV03200300040	RCN	12/2/20	2020	$1,322.77	$0.00
0200	0882005	88	0189		PV88208801663	AT&T CORP	11/23/20	2020	$783.89	$0.00
0200	0882035	88	0189		PV38203806111	AT&T CORP	5/20/20	2020	$1,766.98	$0.00
0200	0882035	88	0189		PV38203806443	AT&T CORP	10/16/20	2020	$3,260.48	$0.00
0200	0882035	88	0189		PV38203806456	AT&T CORP	11/6/20	2020	$2,326.03	$0.00
0200	0882035	88	0189		PV38203806499	AT&T CORP	3/29/21	2020	$45.00	$0.00
0200	0883005	88	0189		PV38203806132	AT&T CORP	8/13/20	2020	$2,462.54	$0.00
0200	0883005	88	0189		PV38203806143	AT&T CORP	8/24/20	2020	$3,352.25	$0.00
0200	0883005	88	0189		PV38203806408	AT&T CORP	9/3/20	2020	$2,927.78	$0.00
0200	0883005	88	0189		PV38203806419	AT&T CORP	9/14/20	2020	$2,924.95	$0.00
0200	0883005	88	0189		PV38203806430	AT&T CORP	9/22/20	2020	$2,930.53	$0.00

0200	0883005	88	0189	220189	PV38203806471	AT&T CORP	12/1/20	2020	$20.00	$0.00
0200	0883005	88	0189		PV38203806488	AT&T CORP	1/21/21	2020	$30.00	$0.00
0200	0883005	88	0189		PV38203806800	AT&T CORP	2/25/21	2020	$45.00	$0.00
				220189			**Sum:**		**$30,347.43**	**$0.00**

Fund Code	Cost Center Code	Department Code	Appropriation Code	Account Code	Transaction Reference	Vendor Reference	Posted Date	Year	JE Line Debits	JE Line Credits
0200	0312005	31	0190	220190	PV38203806122	AT&T CORP	7/1/20	2020	$4,483.50	$0.00
0200	0312005	31	0190		PV38203806123	AT&T CORP	7/6/20	2020	$1,963.50	$0.00
0200	0882005	88	0190		PV88208801660	VERIZON WIRELESS	12/2/20	2020	$979.22	$0.00
0200	0882005	88	0190		PV88208801661	VERIZON WIRELESS	12/1/20	2020	$979.54	$0.00
0200	0882005	88	0190		PV88208801662	VERIZON WIRELESS	12/1/20	2020	$979.54	$0.00
0200	0882005	88	0190		PV88208802074	VERIZON WIRELESS	2/10/21	2020	$979.54	$0.00
0200	0882005	88	0190		PV88208802075	VERIZON WIRELESS	2/10/21	2020	$980.32	$0.00
0200	0883005	88	0190		PV38203806114	AT&T CORP	5/28/20	2020	$21,200.40	$0.00
0200	0883005	88	0190		PV38203806122	AT&T CORP	7/1/20	2020	$18,215.70	$0.00
0200	0883005	88	0190		PV38203806123	AT&T CORP	7/6/20	2020	$14,958.40	$0.00
0200	0883005	88	0190		PV38203806124	AT&T CORP	7/17/20	2020	$172.30	$0.00
0200	0883005	88	0190		PV38203806125	AT&T CORP	7/17/20	2020	$159.20	$0.00
0200	0883005	88	0190		PV38203806126	AT&T CORP	7/9/20	2020	$16,697.20	$0.00
0200	0883005	88	0190		PV38203806127	AT&T CORP	7/17/20	2020	$170.20	$0.00
0200	0883005	88	0190		PV38203806128	AT&T CORP	7/22/20	2020	$105.23	$0.00
0200	0883005	88	0190		PV38203806441	AT&T CORP	10/2/20	2020	$17,567.32	$0.00
0200	0883005	88	0190		PV38203806442	AT&T CORP	10/13/20	2020	$110.10	$0.00
0200	0883005	88	0190		PV38203806447	AT&T CORP	10/23/20	2020	$16,227.20	$0.00
0200	0883005	88	0190		PV38203806463	AT&T CORP	11/16/20	2020	$139.10	$0.00
0200	0883005	88	0190		PV38203806481	AT&T CORP	12/15/20	2020	$14,365.65	$0.00
0200	0883005	88	0190		PV38203806485	AT&T CORP	12/29/20	2020	$61.16	$0.00
0200	0883005	88	0190		PV38203806496	AT&T CORP	1/25/21	2020	$123.80	$0.00
0200	0883005	88	0190		PV38203806813	AT&T CORP	3/29/21	2020	$620.00	$0.00
0200	0883005	88	0190		PV38203806821	AT&T CORP	4/7/21	2020	$13,935.70	$13,935.70
				220190			**Sum:**		**$146,173.82**	**$13,935.70**

Fund Code	Cost Center Code	Department Code	Appropriation Code	Account Code	Transaction Reference	Vendor Reference	Posted Date	Year	JE Line Debits	JE Line Credits
0200	0882010	88	0191	220191	PV38203806562	AT&T CORP	11/9/20	2020	$1,140.60	$0.00
0200	0882010	88	0191		PVCI20CI100337	C & C COMMUNICATIONS	3/5/20	2020	$720.00	$0.00
0200	0882010	88	0191		PVCI20CI101059	C & C COMMUNICATIONS	5/11/20	2020	$500.00	$0.00
0200	0882010	88	0191		PVCI20CI101163	C & C COMMUNICATIONS	5/20/20	2020	$210.00	$0.00
				220191			**Sum:**		**$2,570.60**	**$0.00**

Fund Code	Cost Center Code	Department Code	Appropriation Code	Account Code	Transaction Reference	Vendor Reference	Posted Date	Year	JE Line Debits	JE Line Credits
0200	0882005	88	0196	220196	PV88208801038	AT&T CORP	7/13/20	2020	$37,309.97	$0.00
0200	0882005	88	0196		PV88208801649	AT&T CORP	11/17/20	2020	$1,638.27	$0.00
0200	0882005	88	0196		PV88208801649	AT&T CORP	11/23/20	2020	$10,416.87	$0.00
0200	0882005	88	0196		PV88208801650	AT&T CORP	11/19/20	2020	$4,661.61	$0.00
0200	0882005	88	0196		PV88208801651	AT&T CORP	11/19/20	2020	$12,597.39	$0.00
0200	0882005	88	0196		PV88208801664	AT&T CORP	12/8/20	2020	$20,356.99	$0.00
0200	0883005	88	0196		PV38203806106	AT&T CORP	5/11/20	2020	$35,237.19	$0.00
0200	0883005	88	0196		PV38203806109	AT&T CORP	5/20/20	2020	$620.00	$0.00
0200	0883005	88	0196		PV38203806116	AT&T CORP	6/5/20	2020	$1,727.84	$0.00
0200	0883005	88	0196		PV38203806118	AT&T CORP	6/25/20	2020	$400.47	$0.00
0200	0883005	88	0196		PV38203806119	AT&T CORP	6/25/20	2020	$620.00	$0.00
0200	0883005	88	0196		PV38203806121	AT&T CORP	6/24/20	2020	$16,092.02	$0.00
0200	0883005	88	0196		PV38203806137	AT&T CORP	8/18/20	2020	$5,144.13	$0.00
0200	0883005	88	0196		PV38203806139	AT&T CORP	8/20/20	2020	$48,815.98	$0.00
0200	0883005	88	0196		PV38203806140	AT&T CORP	8/21/20	2020	$620.00	$0.00
0200	0883005	88	0196		PV38203806141	AT&T CORP	8/21/20	2020	$400.47	$0.00
0200	0883005	88	0196		PV38203806402	AT&T CORP	8/27/20	2020	$3,416.28	$0.00
0200	0883005	88	0196		PV38203806404	AT&T CORP	9/1/20	2020	$30,004.07	$0.00
0200	0883005	88	0196		PV38203806405	AT&T CORP	9/1/20	2020	$620.00	$0.00
0200	0883005	88	0196		PV38203806406	AT&T CORP	9/1/20	2020	$394.66	$0.00
0200	0883005	88	0196		PV38203806413	AT&T CORP	9/8/20	2020	$3,413.23	$0.00
0200	0883005	88	0196		PV38203806415	AT&T CORP	9/11/20	2020	$33,070.03	$0.00
0200	0883005	88	0196		PV38203806416	AT&T CORP	9/14/20	2020	$620.00	$0.00
0200	0883005	88	0196		PV38203806417	AT&T CORP	9/14/20	2020	$394.66	$0.00
0200	0883005	88	0196		PV38203806424	AT&T CORP	9/18/20	2020	$3,395.43	$0.00
0200	0883005	88	0196		PV38203806426	AT&T CORP	9/21/20	2020	$33,217.06	$0.00
0200	0883005	88	0196		PV38203806427	AT&T CORP	9/21/20	2020	$620.00	$0.00
0200	0883005	88	0196		PV38203806428	AT&T CORP	9/21/20	2020	$394.66	$0.00
0200	0883005	88	0196		PV38203806435	AT&T CORP	10/1/20	2020	$2,691.14	$0.00
0200	0883005	88	0196		PV38203806437	AT&T CORP	10/8/20	2020	$33,242.13	$0.00
0200	0883005	88	0196		PV38203806438	AT&T CORP	10/9/20	2020	$620.00	$0.00
0200	0883005	88	0196		PV38203806439	AT&T CORP	10/9/20	2020	$394.65	$0.00
0200	0883005	88	0196		PV38203806449	AT&T CORP	10/30/20	2020	$2,922.64	$0.00
0200	0883005	88	0196		PV38203806451	AT&T CORP	10/30/20	2020	$38,217.75	$0.00
0200	0883005	88	0196		PV38203806453	AT&T CORP	10/30/20	2020	$620.00	$0.00
0200	0883005	88	0196		PV38203806454	AT&T CORP	10/30/20	2020	$646.60	$0.00
0200	0883005	88	0196		PV38203806458	AT&T CORP	11/20/20	2020	$620.00	$0.00

0200	0883005	88	0196	220196	PV38203806459	AT&T CORP	11/20/20	2020	$633.45	$0.00
0200	0883005	88	0196		PV38203806465	AT&T CORP	11/16/20	2020	$3,927.15	$0.00
0200	0883005	88	0196		PV38203806469	AT&T CORP	12/1/20	2020	$43,205.25	$0.00
0200	0883005	88	0196		PV38203806480	AT&T CORP	12/16/20	2020	$2,180.57	$0.00
0200	0883005	88	0196		PV38203806482	AT&T CORP	12/22/20	2020	$620.00	$0.00
0200	0883005	88	0196		PV38203806483	AT&T CORP	12/22/20	2020	$1,060.30	$0.00
0200	0883005	88	0196		PV38203806490	AT&T CORP	1/21/21	2020	$594.04	$0.00
0200	0883005	88	0196		PV38203806492	AT&T CORP	1/22/21	2020	$11,444.01	$0.00
0200	0883005	88	0196		PV38203806493	AT&T CORP	1/22/21	2020	$620.00	$0.00
0200	0883005	88	0196		PV38203806494	AT&T CORP	1/25/21	2020	$1,472.38	$0.00
0200	0883005	88	0196		PV38203806802	AT&T CORP	2/25/21	2020	$494.57	$0.00
0200	0883005	88	0196		PV38203806804	AT&T CORP	2/25/21	2020	$19,263.17	$0.00
0200	0883005	88	0196		PV38203806805	AT&T CORP	2/26/21	2020	$620.00	$0.00
0200	0883005	88	0196		PV38203806807	AT&T CORP	3/2/21	2020	$643.45	$0.00
0200	0883005	88	0196		PV38203806809	AT&T CORP	3/29/21	2020	$491.28	$0.00
0200	0883005	88	0196		PV38203806810	AT&T CORP	3/29/21	2020	$19,633.54	$0.00
0200	0883005	88	0196		PV38203806811	AT&T CORP	3/29/21	2020	$643.47	$0.00
0200	0883005	88	0196		PV38203806815	AT&T CORP	4/6/21	2020	$245.64	$0.00
0200	0883005	88	0196		PV38203806817	AT&T CORP	3/30/21	2020	$9,631.58	$0.00
0200	0883005	88	0196		PV38203806818	AT&T CORP	3/30/21	2020	$643.45	$0.00
				220196			**Sum:**		**$504,261.49**	**$0.00**

Fund Code	Cost Center Code	Department Code	Appropriation Code	Account Code	Transaction Reference	Vendor Reference	Posted Date	Year	JE Line Debits	JE Line Credits
0200	0382145	38	0197	220197	PVCI20CI100250	C & C COMMUNICATIONS	2/28/20	2020	$10,530.00	$0.00
0200	0882005	88	0197		PV38203806018	AT&T CORP	3/4/20	2020	$922.71	$0.00
0200	0882005	88	0197		PV38203806254	AT&T CORP	7/20/20	2020	$896.80	$0.00
0200	0882005	88	0197		PV38203806258	AT&T CORP	7/20/20	2020	$1,366.72	$0.00
0200	0882005	88	0197		PV38203806261	AT&T CORP	7/20/20	2020	$1,035.54	$0.00
0200	0882005	88	0197		PV38203806262	AT&T CORP	7/21/20	2020	$1,035.54	$0.00
0200	0882005	88	0197		PV38203806263	AT&T CORP	7/21/20	2020	$150.00	$0.00
0200	0882005	88	0197		PV38203806264	AT&T CORP	7/21/20	2020	$1,436.99	$0.00
0200	0882005	88	0197		PV38203806265	AT&T CORP	7/21/20	2020	$917.88	$0.00
0200	0882005	88	0197		PV38203806374	AT&T CORP	9/28/20	2020	$10.81	$0.00
0200	0882005	88	0197		PV38203806375	AT&T CORP	9/29/20	2020	$17.57	$0.00
0200	0882005	88	0197		PV38203806376	AT&T CORP	9/29/20	2020	$1.69	$0.00
0200	0882005	88	0197		PV38203806377	AT&T CORP	9/29/20	2020	$1,384.91	$0.00
0200	0882005	88	0197		PV38203806382	AT&T CORP	9/29/20	2020	$1,308.63	$0.00
0200	0882005	88	0197		PV38203806383	AT&T CORP	9/30/20	2020	$1,308.63	$0.00
0200	0882005	88	0197		PV38203806589	AT&T CORP	12/7/20	2020	$726.16	$0.00

0200	0882005	88	0197	220197	PV88208800217	VERIZON WIRELESS	5/18/20	2020	$1,006.02	$0.00
0200	0882005	88	0197		PV88208800556	AT&T CORP	5/11/20	2020	$10,113.12	$0.00
0200	0882005	88	0197		PV88208800565	VERIZON WIRELESS	5/19/20	2020	$1,006.02	$0.00
				220197			**Sum:**		**$35,175.74**	**$0.00**

Fund Code	Cost Center Code	Department Code	Appropriation Code	Account Code	Transaction Reference	Vendor Reference	Posted Date	Year	JE Line Debits	JE Line Credits
0200	0674110	67	0229	220229	JV20PR011602000		3/9/20	2020	$1,215.10	$0.00
0200	0674110	67	0229		JV20PR020102000		3/13/20	2020	$1,692.44	$0.00
0200	0674110	67	0229		JV20PR030102000		3/20/20	2020	$1,334.01	$0.00
0200	0674110	67	0229		JV20PR040102000		4/20/20	2020	$1,343.79	$0.00
0200	0674110	67	0229		JV20PR051602000		6/10/20	2020	$1,342.64	$0.00
0200	0674110	67	0229		JV20PR060102000		6/19/20	2020	$1,235.11	$0.00
0200	0674110	67	0229		JV20PR071602000		8/26/20	2020	$2,911.26	$0.00
0200	0674110	67	0229		JV20PR080102000		8/26/20	2020	$1,261.56	$0.00
0200	0674110	67	0229		JV20PR090102000		9/21/20	2020	$1,716.97	$0.00
0200	0674110	67	0229		JV20PR091602000		10/6/20	2020	$87.40	$0.00
0200	0674110	67	0229		JV20PR100102000		10/20/20	2020	$780.85	$0.00
0200	0674110	67	0229		JV20PR101602000		11/13/20	2020	$318.55	$0.00
0200	0674110	67	0229		JV20PR110102000		11/23/20	2020	$1,474.31	$0.00
0200	0674110	67	0229		JV20PR111602000		12/10/20	2020	$358.80	$0.00
0200	0674110	67	0229		JV20PR120102000		12/21/20	2020	$1,639.91	$0.00
0200	0674110	67	0229		JV21PR010102000		1/21/21	2020	$267.95	$0.00
0200	0883345	88	0229		JV20PR011602000		3/9/20	2020	$270.28	$0.00
0200	0883345	88	0229		JV20PR030102000		3/20/20	2020	$208.15	$0.00
0200	0883345	88	0229		JV20PR050102000		5/27/20	2020	$201.83	$0.00
0200	0883345	88	0229		JV20PR060102000		6/19/20	2020	$289.80	$0.00
0200	0883345	88	0229		JV20PR070102000		7/20/20	2020	$156.40	$0.00
0200	0883345	88	0229		JV20PR090102000		9/21/20	2020	$152.95	$0.00
0200	0883345	88	0229		JV20PR100102000		10/20/20	2020	$252.43	$0.00
0200	0883345	88	0229		JV20PR110102000		11/23/20	2020	$231.15	$0.00
0200	0883345	88	0229		JV20PR120102000		12/21/20	2020	$207.58	$0.00
0200	0883345	88	0229		JV21PR010102000		1/21/21	2020	$204.13	$0.00
0200	0883350	88	0229		JV20PR011602000		3/9/20	2020	$395.56	$0.00
0200	0883350	88	0229		JV20PR030102000		3/20/20	2020	$517.50	$0.00
0200	0883350	88	0229		JV20PR050102000		5/27/20	2020	$412.86	$0.00
0200	0883350	88	0229		JV20PR060102000		6/19/20	2020	$518.08	$0.00
0200	0883350	88	0229		JV20PR070102000		7/20/20	2020	$182.85	$0.00
0200	0883350	88	0229		JV20PR090102000		9/21/20	2020	$247.25	$0.00
0200	0883350	88	0229		JV20PR100102000		10/20/20	2020	$391.00	$0.00

0200	0883350	88	0229	220229	JV20PR110102000		11/23/20	2020	$299.58	$0.00
0200	0883350	88	0229		JV20PR120102000		12/21/20	2020	$118.45	$0.00
0200	0883350	88	0229		JV21PR010102000		1/21/21	2020	$343.86	$0.00
				220229			**Sum:**		**$24,582.34**	**$0.00**

Fund Code	Cost Center Code	Department Code	Appropriation Code	Account Code	Transaction Reference	Vendor Reference	Posted Date	Year	JE Line Debits	JE Line Credits
0200	0032005	03	0245	220245	PV03200300003	OFFICE OF INSPECTOR GENE	2/11/20	2020	$63.00	$0.00
0200	0032005	03	0245		PV03200300010	OFFICE OF INSPECTOR GENE	5/15/20	2020	$63.00	$0.00
0200	0032005	03	0245		PV03200300021	OFFICE OF INSPECTOR GENE	7/9/20	2020	$63.00	$0.00
0200	0032005	03	0245		PV03200300033	OFFICE OF INSPECTOR GENE	10/21/20	2020	$63.00	$0.00
				220245			**Sum:**		**$252.00**	**$0.00**

Fund Code	Cost Center Code	Department Code	Appropriation Code	Account Code	Transaction Reference	Vendor Reference	Posted Date	Year	JE Line Debits	JE Line Credits
0200	0032005	03	0270	220270	PV03200300003	OFFICE OF INSPECTOR GENE	2/11/20	2020	$238.00	$0.00
0200	0032005	03	0270		PV03200300010	OFFICE OF INSPECTOR GENE	5/15/20	2020	$238.00	$0.00
0200	0032005	03	0270		PV03200300021	OFFICE OF INSPECTOR GENE	7/9/20	2020	$238.00	$0.00
0200	0032005	03	0270		PV03200300033	OFFICE OF INSPECTOR GENE	10/21/20	2020	$238.00	$0.00
				220270			**Sum:**		**$952.00**	**$0.00**

Fund Code	Cost Center Code	Department Code	Appropriation Code	Account Code	Transaction Reference	Vendor Reference	Posted Date	Year	JE Line Debits	JE Line Credits
0200	0384101	38	0313	220313	PVCI20CI101568	B & L DISTRIBUTORS, INC.	7/1/20	2020	$3,329.28	$0.00
0200	0384101	38	0313		PVCI20CI103370	B & L DISTRIBUTORS, INC.	11/19/20	2020	$2,370.00	$0.00
0200	0384101	38	0313		PVCI20CI104541	B & L DISTRIBUTORS, INC.	2/25/21	2020	$762.00	$0.00
				220313			**Sum:**		**$6,461.28**	**$0.00**

Fund Code	Cost Center Code	Department Code	Appropriation Code	Account Code	Transaction Reference	Vendor Reference	Posted Date	Year	JE Line Debits	JE Line Credits
0200	0883205	88	0314	220314	PVCI20CI305075	AIRGAS USA LLC	11/9/20	2020	$1,812.22	$0.00
0200	0883205	88	0314		PVCI20CI305263	AIRGAS USA LLC	11/10/20	2020	$356.19	$0.00
0200	0883205	88	0314		PVCI20CI305264	AIRGAS USA LLC	11/10/20	2020	$954.80	$0.00
0200	0884150	88	0314		PVCI20CI301222	RAE PRODUCTS & CHEMICAL	4/20/20	2020	$21,526.06	$0.00
0200	0884155	88	0314		PVCI20CI300660	Black Dog Petroleum, LLC	3/25/20	2020	$17,944.96	$0.00
0200	0884155	88	0314		PVCI20CI300713	Black Dog Petroleum, LLC	3/25/20	2020	$35,894.72	$0.00
0200	0884165	88	0314		PVCI20CI305657	AIRGAS USA LLC	10/16/20	2020	$981.00	$135.00
0200	0884165	88	0314		PVCI20CI306096	AIRGAS USA LLC	11/23/20	2020	$874.20	$0.00
0200	0884165	88	0314		PVCI20CI502107	TRUCK TIRE SALES, INC.	9/28/20	2020	$26,004.00	$0.00
0200	0884170	88	0314		PVCI20CI305638	AIRGAS USA LLC	10/16/20	2020	$763.80	$0.00
0200	0884170	88	0314		PVCI20CI307365	AIRGAS USA LLC	1/27/21	2020	$2,885.82	$0.00
0200	0884175	88	0314		PVCI20CI300710	Black Dog Petroleum, LLC	3/25/20	2020	$8,563.50	$0.00
0200	0884175	88	0314		PVCI20CI303979	Black Dog Petroleum, LLC	9/11/20	2020	$8,079.43	$0.00
0200	0884175	88	0314		PVCI20CI307622	TRUCK TIRE SALES, INC.	2/16/21	2020	$4,963.20	$0.00

0200	0884175	88	0314	220314	PVCI20CI700266	Black Dog Petroleum, LLC	3/5/20	2020	$8,681.63	$0.00
0200	0884185	88	0314		PVCI20CI303882	Black Dog Petroleum, LLC	9/11/20	2020	$8,169.00	$0.00
0200	0884185	88	0314		PVCI20CI303883	Black Dog Petroleum, LLC	9/11/20	2020	$8,169.00	$0.00
0200	0884185	88	0314		PVCI20CI303884	Black Dog Petroleum, LLC	9/11/20	2020	$8,192.34	$0.00
0200	0884185	88	0314		PVCI20CI303885	Black Dog Petroleum, LLC	9/11/20	2020	$8,140.03	$0.00
0200	0884185	88	0314		PVCI20CI303980	Black Dog Petroleum, LLC	9/11/20	2020	$8,169.00	$0.00
0200	0884185	88	0314		PVCI20CI303981	Black Dog Petroleum, LLC	9/11/20	2020	$8,169.00	$0.00
0200	0884190	88	0314		PVCI20CI501015	TRUCK TIRE SALES, INC.	6/16/20	2020	$13,002.00	$0.00
0200	0884200	88	0314		PVCI20CI303294	Black Dog Petroleum, LLC	7/30/20	2020	$16,252.83	$0.00
0200	0884200	88	0314		PVCI20CI303428	Black Dog Petroleum, LLC	8/7/20	2020	$16,500.40	$0.00
				220314			**Sum:**		**$235,049.13**	**$135.00**

Fund Code	Cost Center Code	Department Code	Appropriation Code	Account Code	Transaction Reference	Vendor Reference	Posted Date	Year	JE Line Debits	JE Line Credits
0200	0384253	38	0315	220315	PVCI20CI100318	WORLD FUEL SERVICES INC	3/4/20	2020	$56,713.66	$0.00
0200	0384253	38	0315		PVCI20CI101471	WORLD FUEL SERVICES INC	6/22/20	2020	$111,696.33	$0.00
0200	0384253	38	0315		PVCI20CI101488	WORLD FUEL SERVICES INC	6/23/20	2020	$55,907.96	$0.00
0200	0384253	38	0315		PVCI20CI101501	WORLD FUEL SERVICES INC	6/24/20	2020	$74,550.87	$0.00
0200	0384253	38	0315		PVCI20CI101552	WORLD FUEL SERVICES INC	6/30/20	2020	$167,284.63	$0.00
0200	0384253	38	0315		PVCI20CI101623	WORLD FUEL SERVICES INC	7/7/20	2020	$18,494.78	$0.00
0200	0384253	38	0315		PVCI20CI101646	WORLD FUEL SERVICES INC	7/8/20	2020	$138,264.08	$0.00
0200	0384253	38	0315		PVCI20CI101664	WORLD FUEL SERVICES INC	7/9/20	2020	$26,124.08	$0.00
0200	0384253	38	0315		PVCI20CI101703	WORLD FUEL SERVICES INC	7/10/20	2020	$18,570.16	$0.00
0200	0384253	38	0315		PVCI20CI101788	WORLD FUEL SERVICES INC	7/21/20	2020	$55,813.56	$0.00
0200	0384253	38	0315		PVCI20CI101853	WORLD FUEL SERVICES INC	7/27/20	2020	$30,662.28	$0.00
0200	0384253	38	0315		PVCI20CI101859	WORLD FUEL SERVICES INC	7/28/20	2020	$18,476.82	$0.00
0200	0384253	38	0315		PVCI20CI101902	WORLD FUEL SERVICES INC	7/29/20	2020	$93,095.56	$0.00
0200	0384253	38	0315		PVCI20CI101945	WORLD FUEL SERVICES INC	7/31/20	2020	$37,060.49	$0.00
0200	0384253	38	0315		PVCI20CI101964	WORLD FUEL SERVICES INC	8/3/20	2020	$36,880.68	$0.00
0200	0384253	38	0315		PVCI20CI102160	WORLD FUEL SERVICES INC	8/13/20	2020	$77,865.78	$0.00
0200	0384253	38	0315		PVCI20CI102212	WORLD FUEL SERVICES INC	8/17/20	2020	$13,680.60	$0.00
0200	0384253	38	0315		PVCI20CI102231	WORLD FUEL SERVICES INC	8/17/20	2020	$13,680.06	$0.00
0200	0384253	38	0315		PVCI20CI102326	WORLD FUEL SERVICES INC	8/21/20	2020	$69,691.51	$0.00
0200	0384253	38	0315		PVCI20CI103689	WORLD FUEL SERVICES INC	12/17/20	2020	$3,361.46	$0.00
0200	0384253	38	0315		PVCI20CI701024	WORLD FUEL SERVICES INC	6/24/20	2020	$18,512.96	$0.00
0200	0384253	38	0315		PVCI20CI701034	WORLD FUEL SERVICES INC	6/25/20	2020	$18,723.48	$0.00
0200	0384253	38	0315		PVCI20CI701056	WORLD FUEL SERVICES INC	6/26/20	2020	$18,442.80	$0.00
				220315			**Sum:**		**$1,173,554.59**	**$0.00**

Fund Code	Cost Center Code	Department Code	Appropriation Code	Account Code	Transaction Reference	Vendor Reference	Posted Date	Year	JE Line Debits	JE Line Credits

0200	0882025	88	0316	220316	PVCI20CI204757	AIRGAS USA LLC	1/22/21	2020	$3,479.87	$0.00
0200	0882025	88	0316		PVCI20CI204775	CHICAGO UNITED INDUSTRIE	1/25/21	2020	$14,741.12	$0.00
0200	0882025	88	0316		PVCI20CI301164	AIRGAS USA LLC	4/16/20	2020	$828.40	$0.00
0200	0882025	88	0316		PVCI20CI301188	AIRGAS USA LLC	4/17/20	2020	$346.14	$0.00
0200	0882025	88	0316		PVCI20CI301232	AIRGAS USA LLC	4/21/20	2020	$503.91	$0.00
0200	0882025	88	0316		PVCI20CI301243	AIRGAS USA LLC	4/21/20	2020	$1,453.28	$0.00
0200	0882025	88	0316		PVCI20CI301252	AIRGAS USA LLC	4/22/20	2020	$874.20	$0.00
0200	0882025	88	0316		PVCI20CI301280	AIRGAS USA LLC	4/23/20	2020	$620.08	$0.00
0200	0882025	88	0316		PVCI20CI301347	AIRGAS USA LLC	4/27/20	2020	$356.19	$0.00
0200	0882025	88	0316		PVCI20CI301619	AIRGAS USA LLC	5/6/20	2020	$303.45	$0.00
0200	0882025	88	0316		PVCI20CI301766	AIRGAS USA LLC	5/14/20	2020	$1,234.50	$0.00
0200	0882025	88	0316		PVCI20CI301767	AIRGAS USA LLC	5/14/20	2020	$702.00	$0.00
0200	0882025	88	0316		PVCI20CI301782	AIRGAS USA LLC	5/15/20	2020	$432.00	$0.00
0200	0882025	88	0316		PVCI20CI302113	AIRGAS USA LLC	5/29/20	2020	$933.39	$0.00
0200	0882025	88	0316		PVCI20CI302260	AIRGAS USA LLC	6/9/20	2020	$768.82	$0.00
0200	0882025	88	0316		PVCI20CI302275	AIRGAS USA LLC	6/9/20	2020	$1,131.68	$0.00
0200	0882025	88	0316		PVCI20CI302440	AIRGAS USA LLC	6/23/20	2020	$874.20	$0.00
0200	0882025	88	0316		PVCI20CI302607	AIRGAS USA LLC	7/1/20	2020	$2,297.30	$0.00
0200	0882025	88	0316		PVCI20CI302608	AIRGAS USA LLC	7/1/20	2020	$125.24	$0.00
0200	0882025	88	0316		PVCI20CI302608	AIRGAS USA LLC	7/6/20	2020	$650.28	$0.00
0200	0882025	88	0316		PVCI20CI302609	AIRGAS USA LLC	7/1/20	2020	$1,839.58	$0.00
0200	0882025	88	0316		PVCI20CI302616	AIRGAS USA LLC	7/2/20	2020	$3,262.07	$0.00
0200	0882025	88	0316		PVCI20CI302617	AIRGAS USA LLC	7/2/20	2020	$741.82	$0.00
0200	0882025	88	0316		PVCI20CI302729	AIRGAS USA LLC	7/6/20	2020	$2,364.57	$0.00
0200	0882025	88	0316		PVCI20CI303181	AIRGAS USA LLC	7/22/20	2020	$889.50	$0.00
0200	0882025	88	0316		PVCI20CI303238	AIRGAS USA LLC	7/29/20	2020	$2,178.02	$358.11
0200	0882025	88	0316		PVCI20CI303283	AIRGAS USA LLC	7/30/20	2020	$846.00	$0.00
0200	0882025	88	0316		PVCI20CI303516	AIRGAS USA LLC	8/13/20	2020	$5,911.86	$0.00
0200	0882025	88	0316		PVCI20CI303731	AIRGAS USA LLC	9/2/20	2020	$874.20	$0.00
0200	0882025	88	0316		PVCI20CI305176	AIRGAS USA LLC	9/29/20	2020	$756.40	$0.00
0200	0882025	88	0316		PVCI20CI305263	AIRGAS USA LLC	11/10/20	2020	$618.45	$0.00
0200	0882025	88	0316		PVCI20CI305265	AIRGAS USA LLC	11/10/20	2020	$696.55	$0.00
0200	0882025	88	0316		PVCI20CI305354	AIRGAS USA LLC	10/5/20	2020	$874.20	$0.00
0200	0882025	88	0316		PVCI20CI305491	AIRGAS USA LLC	10/6/20	2020	$162.75	$0.00
0200	0882025	88	0316		PVCI20CI305821	AIRGAS USA LLC	10/27/20	2020	$589.50	$0.00
0200	0882025	88	0316		PVCI20CI305858	AIRGAS USA LLC	10/28/20	2020	$606.34	$46.28
0200	0882025	88	0316		PVCI20CI307285	AIRGAS USA LLC	1/22/21	2020	$655.75	$0.00
0200	0882025	88	0316		PVCI20CI307334	AIRGAS USA LLC	1/26/21	2020	$550.14	$0.00
0200	0882025	88	0316		PVCI20CI307348	AIRGAS USA LLC	1/26/21	2020	$1,128.50	$0.00

0200	0882025	88	0316	220316	PVCI20CI307521	AIRGAS USA LLC	2/8/21	2020	$1,297.46	$0.00
0200	0882025	88	0316		PVCI20CI501160	AIRGAS USA LLC	7/1/20	2020	$1,960.29	$0.00
0200	0882025	88	0316		PVCI20CI501161	AIRGAS USA LLC	7/1/20	2020	$2,270.14	$0.00
0200	0882025	88	0316		PVCI20CI501698	AIRGAS USA LLC	8/24/20	2020	$1,170.56	$0.00
0200	0882025	88	0316		PVCI20CI501699	AIRGAS USA LLC	8/24/20	2020	$162.75	$0.00
0200	0882025	88	0316		PVCI20CI501703	AIRGAS USA LLC	8/24/20	2020	$9.30	$0.00
0200	0882025	88	0316		PVCI20CI700971	AIRGAS USA LLC	6/17/20	2020	$926.20	$0.00
				220316			**Sum:**		**$65,998.95**	**$404.39**

Fund Code	Cost Center Code	Department Code	Appropriation Code	Account Code	Transaction Reference	Vendor Reference	Posted Date	Year	JE Line Debits	JE Line Credits
0200	0032005	03	0320	220320	PV03200300052	OFFICE OF INSPECTOR GENE	1/19/21	2020	$181.04	$0.00
0200	0384253	38	0320		PVCI20CI100184	WORLD FUEL SERVICES INC	2/25/20	2020	$183,414.30	$0.00
0200	0384253	38	0320		PVCI20CI403399	WORLD FUEL SERVICES INC	6/3/20	2020	$46,741.68	$0.00
				220320			**Sum:**		**$230,337.02**	**$0.00**

Fund Code	Cost Center Code	Department Code	Appropriation Code	Account Code	Transaction Reference	Vendor Reference	Posted Date	Year	JE Line Debits	JE Line Credits
0200	0384253	38	0322	220322	PVCI20CI500960	Ozinga Energy, LLC	6/12/20	2020	$1,326.30	$0.00
0200	0384254	38	0322		PV38203800154	CONSTELLATION ENERGY SE	4/1/20	2020	$695,739.55	$0.00
0200	0384254	38	0322		PV38203800169	CONSTELLATION ENERGY SE	4/7/20	2020	$638,804.28	$0.00
0200	0384254	38	0322		PV38203800211	CONSTELLATION ENERGY SE	5/5/20	2020	$638,202.88	$0.00
0200	0384254	38	0322		PV38203800290	CONSTELLATION ENERGY SE	6/10/20	2020	$585,679.04	$585,679.04
0200	0384254	38	0322		PV38203800290	CONSTELLATION ENERGY SE	6/11/20	2020	$585,679.04	$0.00
0200	0384254	38	0322		PV38203800364	CONSTELLATION ENERGY SE	7/14/20	2020	$613,715.43	$0.00
0200	0384254	38	0322		PV38203800485	CONSTELLATION ENERGY SE	8/7/20	2020	$597,991.83	$0.00
0200	0384254	38	0322		PV38203800557	CONSTELLATION ENERGY SE	9/10/20	2020	$565,879.72	$0.00
0200	0384254	38	0322		PV38203800661	CONSTELLATION ENERGY SE	10/21/20	2020	$581,254.63	$0.00
0200	0384254	38	0322		PV38203800724	CONSTELLATION ENERGY SE	11/4/20	2020	$531,469.18	$0.00
0200	0384254	38	0322		PV38203800851	CONSTELLATION ENERGY SE	12/15/20	2020	$609,064.40	$0.00
0200	0384254	38	0322		PV38203800962	Ozinga Energy, LLC	1/6/21	2020	$1,346.54	$0.00
0200	0384254	38	0322		PV38203801023	Ozinga Energy, LLC	1/22/21	2020	$18.61	$0.00
0200	0384254	38	0322		PV38203801024	Ozinga Energy, LLC	1/22/21	2020	$1,103.96	$0.00
0200	0384254	38	0322		PV38203801035	NICOR GAS	1/25/21	2020	$200.58	$0.00
0200	0384254	38	0322		PV38203801042	CONSTELLATION ENERGY SE	1/28/21	2020	$656,979.93	$0.00
0200	0384254	38	0322		PV38203801068	CONSTELLATION ENERGY SE	2/10/21	2020	$677,420.45	$0.00
0200	0384254	38	0322		PVCI20CI100147	Ozinga Energy, LLC	2/19/20	2020	$580.59	$0.00
0200	0384254	38	0322		PVCI20CI100696	Ozinga Energy, LLC	4/7/20	2020	$1,209.06	$0.00
0200	0384254	38	0322		PVCI20CI101028	Ozinga Energy, LLC	5/7/20	2020	$1,180.89	$0.00
0200	0384254	38	0322		PVCI20CI101270	Ozinga Energy, LLC	5/27/20	2020	$1,004.62	$0.00
0200	0384254	38	0322		PVCI20CI102237	Ozinga Energy, LLC	8/18/20	2020	$846.41	$0.00

0200	0384254	38	0322	220322	PVCI20CI102443	Ozinga Energy, LLC	9/1/20	2020	$1,480.34	$0.00
				220322			**Sum:**		**$7,988,178.26**	**$585,679.04**

Fund Code	Cost Center Code	Department Code	Appropriation Code	Account Code	Transaction Reference	Vendor Reference	Posted Date	Year	JE Line Debits	JE Line Credits
0200	0384254	38	0331	220331	PV38203800091	COMMONWEALTH EDISON C	3/11/20	2020	$1,028.67	$0.00
0200	0384254	38	0331		PV38203800104	COMMONWEALTH EDISON C	3/11/20	2020	$226.08	$226.08
0200	0384254	38	0331		PV38203800116	COMMONWEALTH EDISON C	3/16/20	2020	$1,013.34	$0.00
0200	0384254	38	0331		PV38203800155	CONSTELLATION NEWENERG	4/1/20	2020	$553,070.65	$0.00
0200	0384254	38	0331		PV38203800174	COMMONWEALTH EDISON C	4/9/20	2020	$494.52	$0.00
0200	0384254	38	0331		PV38203800207	CONSTELLATION NEWENERG	5/1/20	2020	$1,371,808.54	$0.00
0200	0384254	38	0331		PV38203800217	COMMONWEALTH EDISON C	5/8/20	2020	$145.42	$0.00
0200	0384254	38	0331		PV38203800235	CONSTELLATION NEWENERG	5/15/20	2020	$1,287,004.73	$0.00
0200	0384254	38	0331		PV38203800249	COMMONWEALTH EDISON C	5/22/20	2020	$332.67	$0.00
0200	0384254	38	0331		PV38203800298	COMMONWEALTH EDISON C	6/16/20	2020	$290.90	$0.00
0200	0384254	38	0331		PV38203800306	CONSTELLATION NEWENERG	6/22/20	2020	$724,652.63	$0.00
0200	0384254	38	0331		PV38203800387	CONSTELLATION NEWENERG	7/21/20	2020	$1,053,696.25	$0.00
0200	0384254	38	0331		PV38203800462	COMMONWEALTH EDISON C	8/3/20	2020	$24.80	$0.00
0200	0384254	38	0331		PV38203800495	CONSTELLATION NEWENERG	8/17/20	2020	$1,068,812.64	$0.00
0200	0384254	38	0331		PV38203800508	COMMONWEALTH EDISON C	8/25/20	2020	$24.80	$0.00
0200	0384254	38	0331		PV38203800595	CONSTELLATION NEWENERG	9/30/20	2020	$1,087,291.40	$0.00
0200	0384254	38	0331		PV38203800623	COMMONWEALTH EDISON C	10/6/20	2020	$56.84	$0.00
0200	0384254	38	0331		PV38203800665	COMMONWEALTH EDISON C	10/22/20	2020	$133.84	$0.00
0200	0384254	38	0331		PV38203800690	CONSTELLATION NEWENERG	10/28/20	2020	$1,158,823.06	$0.00
0200	0384254	38	0331		PV38203800780	COMMONWEALTH EDISON C	11/19/20	2020	$165.10	$0.00
0200	0384254	38	0331		PV38203800821	CONSTELLATION NEWENERG	12/4/20	2020	$824,220.70	$0.00
0200	0384254	38	0331		PV38203800865	CONSTELLATION NEWENERG	12/16/20	2020	$535,989.56	$0.00
0200	0384254	38	0331		PV38203800866	COMMONWEALTH EDISON C	12/17/20	2020	$243.00	$0.00
0200	0384254	38	0331		PV3820380091	COMMONWEALTH EDISON C	3/10/20	2020	$1,028.67	$1,028.67
0200	0384254	38	0331		PV38203801080	CONSTELLATION NEWENERG	2/23/21	2020	$1,060,951.78	$0.00
0200	0384254	38	0331		PVCI20CI102953	ACT COMMODITIES INC	10/20/20	2020	$29,636.00	$0.00
				220331			**Sum:**		**$10,761,166.59**	**$1,254.75**

Fund Code	Cost Center Code	Department Code	Appropriation Code	Account Code	Transaction Reference	Vendor Reference	Posted Date	Year	JE Line Debits	JE Line Credits
0200	0032005	03	0340	220340	PV03200300050	OFFICE OF INSPECTOR GENE	1/14/21	2020	$185.98	$0.00
0200	0032005	03	0340		PV03200300052	OFFICE OF INSPECTOR GENE	1/19/21	2020	$646.02	$0.00
0200	0882005	88	0340		PV88208800268	DIRECTV	3/11/20	2020	$91.00	$0.00
0200	0882005	88	0340		PVCI19CI307900	AIR ONE EQUIPMENT INC	4/29/20	2020	$250.00	$250.00
0200	0882005	88	0340		PVCI20C307505	SILK SCREEN EXPRESS, INC.	2/5/21	2020	$474.30	$0.00
0200	0882005	88	0340		PVCI20CI300756	SILK SCREEN EXPRESS, INC.	3/27/20	2020	$18,094.10	$0.00

0200	0882005	88	0340	220340	PVCI20CI300762	AIR ONE EQUIPMENT INC	3/27/20	2020	$2,116.72	$0.00
0200	0882005	88	0340		PVCI20CI300791	AIR ONE EQUIPMENT INC	3/26/20	2020	$17,276.25	$0.00
0200	0882005	88	0340		PVCI20CI300905	SILK SCREEN EXPRESS, INC.	4/2/20	2020	$1,335.26	$0.00
0200	0882005	88	0340		PVCI20CI301269	AIR ONE EQUIPMENT INC	4/22/20	2020	$2,095.02	$0.00
0200	0882005	88	0340		PVCI20CI301270	SILK SCREEN EXPRESS, INC.	4/22/20	2020	$14,899.20	$0.00
0200	0882005	88	0340		PVCI20CI301275	ALPHA SPECIALTY SUPPLY, I	4/22/20	2020	$26,400.00	$0.00
0200	0882005	88	0340		PVCI20CI301288	AIR ONE EQUIPMENT INC	4/23/20	2020	$8,440.00	$0.00
0200	0882005	88	0340		PVCI20CI301294	AIR ONE EQUIPMENT INC	4/23/20	2020	$1,001.60	$0.00
0200	0882005	88	0340		PVCI20CI301304	SILK SCREEN EXPRESS, INC.	4/23/20	2020	$1,671.70	$0.00
0200	0882005	88	0340		PVCI20CI301355	SILK SCREEN EXPRESS, INC.	5/1/20	2020	$1,523.30	$0.00
0200	0882005	88	0340		PVCI20CI301638	SILK SCREEN EXPRESS, INC.	5/7/20	2020	$123.90	$0.00
0200	0882005	88	0340		PVCI20CI301658	ALPHA SPECIALTY SUPPLY, I	5/8/20	2020	$5,809.60	$0.00
0200	0882005	88	0340		PVCI20CI301925	AIR ONE EQUIPMENT INC	5/18/20	2020	$1,244.16	$0.00
0200	0882005	88	0340		PVCI20CI302238	AIR ONE EQUIPMENT INC	6/8/20	2020	$7,428.60	$0.00
0200	0882005	88	0340		PVCI20CI303275	AIR ONE EQUIPMENT INC	7/30/20	2020	$3,044.70	$0.00
0200	0882005	88	0340		PVCI20CI303358	AIR ONE EQUIPMENT INC	8/4/20	2020	$3,150.00	$0.00
0200	0882005	88	0340		PVCI20CI303411	AIR ONE EQUIPMENT INC	8/6/20	2020	$1,062.00	$0.00
0200	0882005	88	0340		PVCI20CI303685	AIR ONE EQUIPMENT INC	9/1/20	2020	$6,843.40	$0.00
0200	0882005	88	0340		PVCI20CI303686	AIR ONE EQUIPMENT INC	9/1/20	2020	$596.25	$0.00
0200	0882005	88	0340		PVCI20CI303747	AIR ONE EQUIPMENT INC	9/3/20	2020	$17,276.25	$0.00
0200	0882005	88	0340		PVCI20CI303782	AIR ONE EQUIPMENT INC	9/4/20	2020	$1,244.26	$0.00
0200	0882005	88	0340		PVCI20CI303933	AIR ONE EQUIPMENT INC	9/15/20	2020	$45,364.80	$0.00
0200	0882005	88	0340		PVCI20CI304057	AIR ONE EQUIPMENT INC	9/22/20	2020	$2,289.70	$0.00
0200	0882005	88	0340		PVCI20CI305059	AIR ONE EQUIPMENT INC	11/9/20	2020	$4,862.80	$0.00
0200	0882005	88	0340		PVCI20CI305110	SILK SCREEN EXPRESS, INC.	9/24/20	2020	$3,962.70	$0.00
0200	0882005	88	0340		PVCI20CI305147	AIR ONE EQUIPMENT INC	9/28/20	2020	$658.80	$0.00
0200	0882005	88	0340		PVCI20CI305178	AIR ONE EQUIPMENT INC	9/29/20	2020	$1,076.68	$0.00
0200	0882005	88	0340		PVCI20CI305181	AMERICAN BUILDING SERVIC	9/29/20	2020	$6,678.56	$0.00
0200	0882005	88	0340		PVCI20CI305182	SILK SCREEN EXPRESS, INC.	9/29/20	2020	$2,078.40	$0.00
0200	0882005	88	0340		PVCI20CI305596	ALPHA SPECIALTY SUPPLY, I	10/14/20	2020	$19,488.00	$0.00
0200	0882005	88	0340		PVCI20CI305732	OFFICE DEPOT LLC	10/21/20	2020	$220.87	$0.00
0200	0882005	88	0340		PVCI20CI305840	PRODUCTION DISTRIBUTION	10/28/20	2020	$2,315.60	$0.00
0200	0882005	88	0340		PVCI20CI306034	AIR ONE EQUIPMENT INC	11/6/20	2020	$2,667.84	$0.00
0200	0882005	88	0340		PVCI20CI306035	ROOT BROS MFG & SUPPLY C	11/6/20	2020	$2,079.00	$0.00
0200	0882005	88	0340		PVCI20CI306219	ALPHA SPECIALTY SUPPLY, I	12/1/20	2020	$28,464.00	$0.00
0200	0882005	88	0340		PVCI20CI306481	SILK SCREEN EXPRESS, INC.	1/29/21	2020	$13,040.47	$0.00
0200	0882005	88	0340		PVCI20CI306620	ROOT BROS MFG & SUPPLY C	12/29/20	2020	$354.60	$0.00
0200	0882005	88	0340		PVCI20CI306620	ROOT BROS MFG & SUPPLY C	1/14/21	2020	$0.00	$354.60
0200	0882005	88	0340		PVCI20CI306632	ROOT BROS MFG & SUPPLY C	12/29/20	2020	$43.20	$0.00

0200	0882005	88	0340	220340	PVCI20CI307124	ALPHA SPECIALTY SUPPLY, I	1/14/21	2020	$12,840.00	$0.00
0200	0882005	88	0340		PVCI20CI307310	ROOT BROS MFG & SUPPLY C	1/26/21	2020	$354.60	$0.00
0200	0882005	88	0340		PVCI20CI307482	AIR ONE EQUIPMENT INC	2/4/21	2020	$317.60	$0.00
0200	0882005	88	0340		PVCI20CI307635	SILK SCREEN EXPRESS, INC.	2/16/21	2020	$198.06	$0.00
0200	0882005	88	0340		PVCI20CI308593	SILK SCREEN EXPRESS, INC.	2/10/21	2020	$153.00	$0.00
0200	0882005	88	0340		PVCI20CI405882	SILK SCREEN EXPRESS, INC.	8/27/20	2020	$21,590.00	$0.00
0200	0882005	88	0340		PVCI20CI501009	AZTEC SUPPLY CORPORATIO	6/16/20	2020	$86.28	$0.00
0200	0882005	88	0340		PVCI20CI502554	ALPHA SPECIALTY SUPPLY, I	11/5/20	2020	$480.00	$0.00
0200	0882015	88	0340		PV88208800800	INNOVYZE	6/22/20	2020	$12,360.00	$0.00
0200	0882015	88	0340		PVCI20CI300213	VERITIV OPERATING COMPA	2/14/20	2020	$818.40	$0.00
0200	0882020	88	0340		PVCI20CI300190	MSC INDUSTRIAL SUPPLY CO	2/14/20	2020	$4,882.98	$0.00
0200	0882020	88	0340		PVCI20CI300348	SAFEWARE	3/6/20	2020	$102,778.08	$0.00
0200	0882020	88	0340		PVCI20CI300942	AZTEC SUPPLY CORPORATIO	4/6/20	2020	$846.10	$0.00
0200	0882020	88	0340		PVCI20CI301724	SET ENVIRONMENTAL INC	5/12/20	2020	$130,272.03	$0.00
0200	0882020	88	0340		PVCI20CI302114	JOHNSON PIPE & SUPPLY CO	5/29/20	2020	$30,115.50	$0.00
0200	0882020	88	0340		PVCI20CI302115	JOHNSON PIPE & SUPPLY CO	5/29/20	2020	$5,911.05	$0.00
0200	0882020	88	0340		PVCI20CI302118	JOHNSON PIPE & SUPPLY CO	5/29/20	2020	$4,045.56	$1,808.34
0200	0882020	88	0340		PVCI20CI302161	JOHNSON PIPE & SUPPLY CO	6/2/20	2020	$1,947.04	$0.00
0200	0882020	88	0340		PVCI20CI302178	JOHNSON PIPE & SUPPLY CO	6/3/20	2020	$2,232.31	$0.00
0200	0882020	88	0340		PVCI20CI302202	JOHNSON PIPE & SUPPLY CO	6/4/20	2020	$215.16	$0.00
0200	0882020	88	0340		PVCI20CI303084	GRAYBAR ELECTRIC CO INC	7/17/20	2020	$540.64	$0.00
0200	0882020	88	0340		PVCI20CI303165	JOHNSON PIPE & SUPPLY CO	7/21/20	2020	$92.16	$0.00
0200	0882020	88	0340		PVCI20CI303791	ANCHOR MECHANICAL, INC	9/4/20	2020	$166,689.97	$0.00
0200	0882020	88	0340		PVCI20CI305068	ANCHOR MECHANICAL, INC	11/9/20	2020	$15,385.46	$0.00
0200	0882020	88	0340		PVCI20CI305098	AZTEC SUPPLY CORPORATIO	9/24/20	2020	$2,016.42	$0.00
0200	0882020	88	0340		PVCI20CI305543	SAFEWARE	2/24/20	2020	$161,521.92	$0.00
0200	0882020	88	0340		PVCI20CI305930	ROOT BROS MFG & SUPPLY C	10/30/20	2020	$2,490.00	$0.00
0200	0882020	88	0340		PVCI20CI330021	ANCHOR MECHANICAL, INC	3/3/21	2020	$49,103.77	$0.00
0200	0882025	88	0160		PVCI20CI303045	INDUSTRIAL FENCE INC.	7/16/20	2020	$33,837.11	$0.00
0200	0882025	88	0160		PVCI20CI303141	INDUSTRIAL FENCE INC.	7/21/20	2020	$4,088.84	$0.00
0200	0882025	88	0340		PV88208800521	OZINGA READY MIX CONCRE	4/13/20	2020	$5,814.00	$0.00
0200	0882025	88	0340		PVCI20CI300069	ROOT BROS MFG & SUPPLY C	2/4/20	2020	$864.00	$0.00
0200	0882025	88	0340		PVCI20CI300086	ROOT BROS MFG & SUPPLY C	2/5/20	2020	$5,013.68	$0.00
0200	0882025	88	0340		PVCI20CI300266	T & N CHICAGO, INC.	3/12/20	2020	$89,721.81	$0.00
0200	0882025	88	0340		PVCI20CI300445	T & N CHICAGO, INC.	3/11/20	2020	$44,842.77	$0.00
0200	0882025	88	0340		PVCI20CI300448	T & N CHICAGO, INC.	3/11/20	2020	$44,826.65	$0.00
0200	0882025	88	0340		PVCI20CI300642	T & N CHICAGO, INC.	3/19/20	2020	$22,429.44	$0.00
0200	0882025	88	0340		PVCI20CI300714	T & N CHICAGO, INC.	3/25/20	2020	$80,252.20	$0.00
0200	0882025	88	0340		PVCI20CI300743	ROOT BROS MFG & SUPPLY C	3/26/20	2020	$66,731.94	$0.00

0200	0882025	88	0340	220340	PVCI20CI300763	T & N CHICAGO, INC.	3/27/20	2020	$25,465.09	$0.00
0200	0882025	88	0340		PVCI20CI300765	T & N CHICAGO, INC.	3/27/20	2020	$102,981.64	$51,496.42
0200	0882025	88	0340		PVCI20CI300828	T & N CHICAGO, INC.	3/16/20	2020	$5,550.00	$0.00
0200	0882025	88	0340		PVCI20CI300831	T & N CHICAGO, INC.	3/16/20	2020	$29,560.95	$0.00
0200	0882025	88	0340		PVCI20CI300832	T & N CHICAGO, INC.	3/16/20	2020	$15,575.50	$0.00
0200	0882025	88	0340		PVCI20CI300848	T & N CHICAGO, INC.	5/1/20	2020	$51,338.56	$25,664.70
0200	0882025	88	0340		PVCI20CI300943	T & N CHICAGO, INC.	4/6/20	2020	$9,342.60	$0.00
0200	0882025	88	0340		PVCI20CI301159	T & N CHICAGO, INC.	4/16/20	2020	$2,818.75	$0.00
0200	0882025	88	0340		PVCI20CI301237	CHICAGO UNITED INDUSTRIE	4/21/20	2020	$6,232.50	$0.00
0200	0882025	88	0340		PVCI20CI301732	T & N CHICAGO, INC.	5/13/20	2020	$11,100.00	$0.00
0200	0882025	88	0340		PVCI20CI301980	ROOT BROS MFG & SUPPLY C	5/20/20	2020	$2,307.90	$0.00
0200	0882025	88	0340		PVCI20CI301999	T & N CHICAGO, INC.	5/20/20	2020	$3,700.00	$0.00
0200	0882025	88	0340		PVCI20CI302041	T & N CHICAGO, INC.	5/22/20	2020	$22,131.70	$0.00
0200	0882025	88	0340		PVCI20CI302042	T & N CHICAGO, INC.	5/22/20	2020	$67,546.05	$0.00
0200	0882025	88	0340		PVCI20CI302049	T & N CHICAGO, INC.	5/22/20	2020	$1,752.50	$0.00
0200	0882025	88	0340		PVCI20CI302375	T & N CHICAGO, INC.	6/18/20	2020	$4,606.25	$0.00
0200	0882025	88	0340		PVCI20CI303315	AZTEC SUPPLY CORPORATIO	7/31/20	2020	$2,656.82	$0.00
0200	0882025	88	0340		PVCI20CI303496	T & N CHICAGO, INC.	8/13/20	2020	$38,674.38	$0.00
0200	0882025	88	0340		PVCI20CI303628	AZTEC SUPPLY CORPORATIO	8/20/20	2020	$13,307.52	$0.00
0200	0882025	88	0340		PVCI20CI305509	AZTEC SUPPLY CORPORATIO	10/6/20	2020	$434.38	$0.00
0200	0882025	88	0340		PVCI20CI305574	T & N CHICAGO, INC.	10/13/20	2020	$925.00	$0.00
0200	0882025	88	0340		PVCI20CI305667	T & N CHICAGO, INC.	10/20/20	2020	$10,609.80	$0.00
0200	0882025	88	0340		PVCI20CI305828	SILK SCREEN EXPRESS, INC.	10/27/20	2020	$570.00	$0.00
0200	0882025	88	0340		PVCI20CI307038	T & N CHICAGO, INC.	1/11/21	2020	$6,325.00	$0.00
0200	0882035	88	0340		PV88208800803	Test Gauge, Inc.	8/20/20	2020	$211.96	$0.00
0200	0882035	88	0340		PVCI20CI300463	JOHNSON PIPE & SUPPLY CO	3/12/20	2020	$237.86	$0.00
0200	0882035	88	0340		PVCI20CI300723	ROOT BROS MFG & SUPPLY C	3/27/20	2020	$156.48	$0.00
0200	0882035	88	0340		PVCI20CI300724	ROOT BROS MFG & SUPPLY C	3/25/20	2020	$19.98	$0.00
0200	0882035	88	0340		PVCI20CI300726	ROOT BROS MFG & SUPPLY C	3/25/20	2020	$711.26	$0.00
0200	0882035	88	0340		PVCI20CI300985	ROOT BROS MFG & SUPPLY C	4/7/20	2020	$645.26	$0.00
0200	0882035	88	0340		PVCI20CI300987	ROOT BROS MFG & SUPPLY C	4/7/20	2020	$2,805.84	$0.00
0200	0882035	88	0340		PVCI20CI301027	BADGER METER INC	4/9/20	2020	$785.00	$0.00
0200	0882035	88	0340		PVCI20CI301411	JOHNSON PIPE & SUPPLY CO	4/30/20	2020	$753.22	$0.00
0200	0882035	88	0340		PVCI20CI301430	JOHNSON PIPE & SUPPLY CO	5/1/20	2020	$199.01	$0.00
0200	0882035	88	0340		PVCI20CI301431	JOHNSON PIPE & SUPPLY CO	5/1/20	2020	$1,382.43	$0.00
0200	0882035	88	0340		PVCI20CI301811	ROOT BROS MFG & SUPPLY C	5/18/20	2020	$219.29	$0.00
0200	0882035	88	0340		PVCI20CI302015	JOHNSON PIPE & SUPPLY CO	5/21/20	2020	$679.40	$0.00
0200	0882035	88	0340		PVCI20CI302018	JOHNSON PIPE & SUPPLY CO	5/21/20	2020	$283.23	$0.00
0200	0882035	88	0340		PVCI20CI302019	JOHNSON PIPE & SUPPLY CO	5/21/20	2020	$11.75	$0.00

0200	0882035	88	0340	220340	PVCI20CI302020	JOHNSON PIPE & SUPPLY CO	5/21/20	2020	$852.00	$0.00
0200	0882035	88	0340		PVCI20CI302022	JOHNSON PIPE & SUPPLY CO	5/21/20	2020	$3,014.00	$0.00
0200	0882035	88	0340		PVCI20CI302024	JOHNSON PIPE & SUPPLY CO	5/21/20	2020	$127.60	$0.00
0200	0882035	88	0340		PVCI20CI302056	JOHNSON PIPE & SUPPLY CO	5/22/20	2020	$601.49	$0.00
0200	0882035	88	0340		PVCI20CI302175	JOHNSON PIPE & SUPPLY CO	6/3/20	2020	$46.75	$0.00
0200	0882035	88	0340		PVCI20CI302191	ROOT BROS MFG & SUPPLY C	6/4/20	2020	$466.20	$0.00
0200	0882035	88	0340		PVCI20CI302380	ROOT BROS MFG & SUPPLY C	6/18/20	2020	$268.14	$0.00
0200	0882035	88	0340		PVCI20CI302462	ROOT BROS MFG & SUPPLY C	6/24/20	2020	$491.04	$0.00
0200	0882035	88	0340		PVCI20CI302488	ROOT BROS MFG & SUPPLY C	6/25/20	2020	$1,062.72	$0.00
0200	0882035	88	0340		PVCI20CI302493	ROOT BROS MFG & SUPPLY C	6/25/20	2020	$80.64	$0.00
0200	0882035	88	0340		PVCI20CI302730	ROOT BROS MFG & SUPPLY C	7/6/20	2020	$3,861.00	$0.00
0200	0882035	88	0340		PVCI20CI302876	JOHNSON PIPE & SUPPLY CO	7/7/20	2020	$82.24	$0.00
0200	0882035	88	0340		PVCI20CI303019	ROOT BROS MFG & SUPPLY C	7/15/20	2020	$902.04	$0.00
0200	0882035	88	0340		PVCI20CI303026	ROOT BROS MFG & SUPPLY C	7/15/20	2020	$1,105.50	$0.00
0200	0882035	88	0340		PVCI20CI303058	ROOT BROS MFG & SUPPLY C	7/16/20	2020	$195.00	$0.00
0200	0882035	88	0340		PVCI20CI303140	ROOT BROS MFG & SUPPLY C	7/21/20	2020	$139.50	$0.00
0200	0882035	88	0340		PVCI20CI303336	JOHNSON PIPE & SUPPLY CO	8/3/20	2020	$356.56	$0.00
0200	0882035	88	0340		PVCI20CI304017	JOHNSON PIPE & SUPPLY CO	9/18/20	2020	$430.50	$0.00
0200	0882035	88	0340		PVCI20CI304067	ROOT BROS MFG & SUPPLY C	9/22/20	2020	$110.92	$0.00
0200	0882035	88	0340		PVCI20CI305172	JOHNSON PIPE & SUPPLY CO	9/29/20	2020	$102.56	$0.00
0200	0882035	88	0340		PVCI20CI305220	JOHNSON PIPE & SUPPLY CO	10/1/20	2020	$2,820.00	$0.00
0200	0882035	88	0340		PVCI20CI305633	JOHNSON PIPE & SUPPLY CO	10/15/20	2020	$850.60	$0.00
0200	0882035	88	0340		PVCI20CI305634	JOHNSON PIPE & SUPPLY CO	10/15/20	2020	$1,024.44	$0.00
0200	0882035	88	0340		PVCI20CI305635	JOHNSON PIPE & SUPPLY CO	10/15/20	2020	$629.10	$0.00
0200	0882035	88	0340		PVCI20CI305829	JOHNSON PIPE & SUPPLY CO	10/27/20	2020	$48.78	$0.00
0200	0882035	88	0340		PVCI20CI305954	JOHNSON PIPE & SUPPLY CO	11/2/20	2020	$460.00	$0.00
0200	0882035	88	0340		PVCI20CI306373	JOHNSON PIPE & SUPPLY CO	12/10/20	2020	$81.30	$0.00
0200	0882035	88	0340		PVCI20CI306510	ROOT BROS MFG & SUPPLY C	12/17/20	2020	$192.88	$0.00
0200	0882035	88	0340		PVCI20CI306620	ROOT BROS MFG & SUPPLY C	12/29/20	2020	$351.76	$0.00
0200	0882035	88	0340		PVCI20CI306620	ROOT BROS MFG & SUPPLY C	1/14/21	2020	$0.00	$351.76
0200	0882035	88	0340		PVCI20CI307310	ROOT BROS MFG & SUPPLY C	1/26/21	2020	$351.76	$0.00
0200	0882035	88	0340		PVCI20CI502553	JOHNSON PIPE & SUPPLY CO	11/5/20	2020	$106.60	$0.00
0200	0882035	88	0340		PVCI20CI701660	JOHNSON PIPE & SUPPLY CO	8/27/20	2020	$540.00	$0.00
0200	0882035	88	0360		PVCI20CI204122	JOHNSON PIPE & SUPPLY CO	12/10/20	2020	$252.13	$0.00
0200	0882035	88	0360		PVCI20CI305248	JOHNSON PIPE & SUPPLY CO	10/5/20	2020	$1,838.46	$0.00
0200	0884145	88	0340		PVCI20CI204756	ROOT BROS MFG & SUPPLY C	1/22/21	2020	$7,091.64	$0.00
0200	0884145	88	0340		PVCI20CI300562	PRODUCTION DISTRIBUTION	2/25/20	2020	$1,262.50	$0.00
0200	0884145	88	0340		PVCI20CI301301	PRODUCTION DISTRIBUTION	4/23/20	2020	$19,224.08	$0.00
0200	0884145	88	0340		PVCI20CI301833	MSC INDUSTRIAL SUPPLY CO	5/18/20	2020	$2,541.15	$0.00

0200	0884145	88	0340	220340	PVCI20CI302592	ROOT BROS MFG & SUPPLY C	7/1/20	2020	$121.84	$0.00
0200	0884145	88	0340		PVCI20CI303299	AIR ONE EQUIPMENT INC	7/31/20	2020	$13,126.87	$0.00
0200	0884145	88	0340		PVCI20CI303390	ROOT BROS MFG & SUPPLY C	8/5/20	2020	$2,345.87	$0.00
0200	0884145	88	0340		PVCI20CI303489	ROOT BROS MFG & SUPPLY C	8/11/20	2020	$1,787.37	$0.00
0200	0884145	88	0340		PVCI20CI303580	PRODUCTION DISTRIBUTION	8/18/20	2020	$3,599.36	$0.00
0200	0884145	88	0340		PVCI20CI303703	JOHNSON PIPE & SUPPLY CO	9/1/20	2020	$851.21	$0.00
0200	0884145	88	0340		PVCI20CI303841	MSC INDUSTRIAL SUPPLY CO	10/7/20	2020	$5,304.43	$0.00
0200	0884145	88	0340		PVCI20CI305200	MSC INDUSTRIAL SUPPLY CO	9/30/20	2020	$2,056.87	$0.00
0200	0884145	88	0340		PVCI20CI305898	PALM ELECTRIC COMPANY	10/29/20	2020	$3,509.00	$0.00
0200	0884145	88	0340		PVCI20CI306638	ROOT BROS MFG & SUPPLY C	12/29/20	2020	$3,708.64	$0.00
0200	0884145	88	0340		PVCI20CI306639	ROOT BROS MFG & SUPPLY C	12/29/20	2020	$4,790.76	$0.00
0200	0884145	88	0340		PVCI20CI306640	ROOT BROS MFG & SUPPLY C	12/29/20	2020	$2,415.00	$0.00
0200	0884145	88	0340		PVCI20CI306641	ROOT BROS MFG & SUPPLY C	1/26/21	2020	$98.10	$0.00
0200	0884145	88	0340		PVCI20CI307456	ROOT BROS MFG & SUPPLY C	2/10/21	2020	$2,873.36	$2,873.36
0200	0884145	88	0340		PVCI20CI405875	PRODUCTION DISTRIBUTION	8/27/20	2020	$124.88	$0.00
0200	0884146	88	0340		PVCI20CI300097	ROOT BROS MFG & SUPPLY C	2/5/20	2020	$4,112.75	$0.00
0200	0884146	88	0340		PVCI20CI300955	AZTEC SUPPLY CORPORATIO	4/7/20	2020	$800.50	$0.00
0200	0884146	88	0340		PVCI20CI301135	MSC INDUSTRIAL SUPPLY CO	4/15/20	2020	$1,112.66	$0.00
0200	0884146	88	0340		PVCI20CI301386	AZTEC SUPPLY CORPORATIO	4/28/20	2020	$2,286.72	$0.00
0200	0884146	88	0340		PVCI20CI301791	AZTEC SUPPLY CORPORATIO	5/15/20	2020	$1,284.55	$0.00
0200	0884146	88	0340		PVCI20CI301797	COURTESY ELECTRIC INC	5/15/20	2020	$1,512.00	$0.00
0200	0884146	88	0340		PVCI20CI302005	MSC INDUSTRIAL SUPPLY CO	5/20/20	2020	$384.65	$0.00
0200	0884146	88	0340		PVCI20CI302262	AZTEC SUPPLY CORPORATIO	6/9/20	2020	$43.84	$0.00
0200	0884146	88	0340		PVCI20CI302359	RUSSO HARDWARE INC D/B/A	6/12/20	2020	$1,347.50	$0.00
0200	0884146	88	0340		PVCI20CI302450	ANCHOR MECHANICAL, INC	6/23/20	2020	$139,660.41	$0.00
0200	0884146	88	0340		PVCI20CI302473	AZTEC SUPPLY CORPORATIO	6/24/20	2020	$191.00	$0.00
0200	0884146	88	0340		PVCI20CI303081	CITYESCAPE GARDEN & DESI	7/17/20	2020	$3,550.90	$0.00
0200	0884146	88	0340		PVCI20CI303089	MSC INDUSTRIAL SUPPLY CO	7/20/20	2020	$143.68	$0.00
0200	0884146	88	0340		PVCI20CI303109	RAE PRODUCTS & CHEMICAL	7/20/20	2020	$1,952.48	$0.00
0200	0884146	88	0340		PVCI20CI303125	JOHNSON PIPE & SUPPLY CO	7/21/20	2020	$2,073.60	$0.00
0200	0884146	88	0340		PVCI20CI303126	MSC INDUSTRIAL SUPPLY CO	7/21/20	2020	$378.40	$0.00
0200	0884146	88	0340		PVCI20CI303135	JOHNSON PIPE & SUPPLY CO	7/21/20	2020	$430.26	$0.00
0200	0884146	88	0340		PVCI20CI303150	VALDES LLC	7/21/20	2020	$969.15	$0.00
0200	0884146	88	0340		PVCI20CI303150	VALDES LLC	7/24/20	2020	$0.00	$969.15
0200	0884146	88	0340		PVCI20CI303155	SILK SCREEN EXPRESS, INC.	7/21/20	2020	$6,143.89	$0.00
0200	0884146	88	0340		PVCI20CI303222	VALDES LLC	7/27/20	2020	$969.15	$0.00
0200	0884146	88	0340		PVCI20CI303334	RAE PRODUCTS & CHEMICAL	8/3/20	2020	$607.67	$0.00
0200	0884146	88	0340		PVCI20CI303433	INTER-CITY SUPPLY CO., INC.	8/7/20	2020	$7,866.74	$0.00
0200	0884146	88	0340		PVCI20CI303560	CITYESCAPE GARDEN & DESI	8/18/20	2020	$1,120.30	$0.00

0200	0884146	88	0340	220340	PVCI20CI303725	SILK SCREEN EXPRESS, INC.	9/1/20	2020	$689.26	$0.00
0200	0884146	88	0340		PVCI20CI303803	CITYESCAPE GARDEN & DESI	9/10/20	2020	$1,120.30	$0.00
0200	0884146	88	0340		PVCI20CI304003	INTER-CITY SUPPLY CO., INC.	9/18/20	2020	$6,275.92	$0.00
0200	0884146	88	0340		PVCI20CI304005	JOHNSON PIPE & SUPPLY CO	9/18/20	2020	$1,726.65	$0.00
0200	0884146	88	0340		PVCI20CI305207	MSC INDUSTRIAL SUPPLY CO	9/30/20	2020	$266.88	$0.00
0200	0884146	88	0340		PVCI20CI305227	MSC INDUSTRIAL SUPPLY CO	10/2/20	2020	$349.54	$0.00
0200	0884146	88	0340		PVCI20CI305229	MSC INDUSTRIAL SUPPLY CO	10/2/20	2020	$3,570.74	$0.00
0200	0884146	88	0340		PVCI20CI305469	VALDES LLC	10/5/20	2020	$1,690.00	$0.00
0200	0884146	88	0340		PVCI20CI305762	ROOT BROS MFG & SUPPLY C	10/22/20	2020	$790.00	$0.00
0200	0884146	88	0340		PVCI20CI305808	CITYESCAPE GARDEN & DESI	10/27/20	2020	$1,120.30	$0.00
0200	0884146	88	0340		PVCI20CI305838	AZTEC SUPPLY CORPORATIO	10/28/20	2020	$8,159.70	$0.00
0200	0884146	88	0340		PVCI20CI305854	AZTEC SUPPLY CORPORATIO	10/28/20	2020	$229.50	$0.00
0200	0884146	88	0340		PVCI20CI306025	MSC INDUSTRIAL SUPPLY CO	11/4/20	2020	$1,783.98	$0.00
0200	0884146	88	0340		PVCI20CI306214	CITYESCAPE GARDEN & DESI	12/1/20	2020	$1,120.30	$0.00
0200	0884146	88	0340		PVCI20CI306272	INTER-CITY SUPPLY CO., INC.	12/3/20	2020	$2,111.40	$0.00
0200	0884146	88	0340		PVCI20CI306274	MSC INDUSTRIAL SUPPLY CO	12/3/20	2020	$685.26	$0.00
0200	0884146	88	0340		PVCI20CI306461	RAE PRODUCTS & CHEMICAL	12/15/20	2020	$1,352.48	$0.00
0200	0884146	88	0340		PVCI20CI306673	MSC INDUSTRIAL SUPPLY CO	12/30/20	2020	$839.16	$0.00
0200	0884146	88	0340		PVCI20CI307412	MSC INDUSTRIAL SUPPLY CO	1/29/21	2020	$8,801.46	$0.00
0200	0884146	88	0340		PVCI20CI330041	PALM ELECTRIC COMPANY	3/4/21	2020	$11,880.43	$0.00
0200	0884146	88	0340		PVCI20CI330067	JOHNSON PIPE & SUPPLY CO	3/9/21	2020	$1,663.81	$0.00
0200	0884146	88	0340		PVCI20CI501018	ROOT BROS MFG & SUPPLY C	6/16/20	2020	$363.50	$0.00
0200	0884146	88	0340		PVCI20CI502113	PALM ELECTRIC COMPANY	9/28/20	2020	$1,419.36	$0.00
0200	0884146	88	0340		PVCI20CI702566	AZTEC SUPPLY CORPORATIO	12/4/20	2020	$1,381.06	$0.00
0200	0884150	88	0162		PVCI20CI204761	PALM ELECTRIC COMPANY	1/22/21	2020	$14,449.07	$0.00
0200	0884150	88	0162		PVCI20CI307457	PALM ELECTRIC COMPANY	2/2/21	2020	$13,086.33	$0.00
0200	0884150	88	0340		PVCI19CI308282	ROOT BROS MFG & SUPPLY C	5/15/20	2020	$121.18	$121.18
0200	0884150	88	0340		PVCI20CI200002	JOHNSON PIPE & SUPPLY CO	1/21/20	2020	$44.96	$0.00
0200	0884150	88	0340		PVCI20CI204760	H-O-H WATER TECHNOLOGY I	1/22/21	2020	$2,880.00	$0.00
0200	0884150	88	0340		PVCI20CI204765	MSC INDUSTRIAL SUPPLY CO	1/22/21	2020	$55.88	$0.00
0200	0884150	88	0340		PVCI20CI204766	EQUITY INDUSTRIAL SUPPLY,	1/22/21	2020	$700.20	$0.00
0200	0884150	88	0340		PVCI20CI205033	ANCHOR MECHANICAL, INC	2/23/21	2020	$133,560.00	$0.00
0200	0884150	88	0340		PVCI20CI205804	JOHNSON PIPE & SUPPLY CO	10/27/20	2020	$3,045.34	$0.00
0200	0884150	88	0340		PVCI20CI300067	ROOT BROS MFG & SUPPLY C	2/6/20	2020	$1,361.76	$0.00
0200	0884150	88	0340		PVCI20CI300079	ROOT BROS MFG & SUPPLY C	2/4/20	2020	$869.70	$0.00
0200	0884150	88	0340		PVCI20CI300089	MSC INDUSTRIAL SUPPLY CO	2/5/20	2020	$451.33	$0.00
0200	0884150	88	0340		PVCI20CI300108	MSC INDUSTRIAL SUPPLY CO	2/7/20	2020	$1,551.84	$0.00
0200	0884150	88	0340		PVCI20CI300170	RAE PRODUCTS & CHEMICAL	2/13/20	2020	$4,212.94	$0.00
0200	0884150	88	0340		PVCI20CI300200	ROOT BROS MFG & SUPPLY C	2/14/20	2020	$3,193.91	$0.00

0200	0884150	88	0340	220340	PVCI20CI300310	ROOT BROS MFG & SUPPLY C	3/5/20	2020	$1,525.00	$0.00
0200	0884150	88	0340		PVCI20CI300716	JOHNSON PIPE & SUPPLY CO	3/25/20	2020	$215.16	$0.00
0200	0884150	88	0340		PVCI20CI300716	JOHNSON PIPE & SUPPLY CO	5/27/20	2020	$0.00	$215.16
0200	0884150	88	0340		PVCI20CI300741	OFFICE DEPOT LLC	3/26/20	2020	$25.98	$0.00
0200	0884150	88	0340		PVCI20CI300750	EQUITY INDUSTRIAL SUPPLY,	3/26/20	2020	$1,776.12	$0.00
0200	0884150	88	0340		PVCI20CI300754	JOHNSON PIPE & SUPPLY CO	3/27/20	2020	$6,992.90	$0.00
0200	0884150	88	0340		PVCI20CI300755	JOHNSON PIPE & SUPPLY CO	4/3/20	2020	$763.79	$0.00
0200	0884150	88	0340		PVCI20CI300806	OFFICE DEPOT LLC	3/16/20	2020	$25.98	$0.00
0200	0884150	88	0340		PVCI20CI300818	JOHNSON PIPE & SUPPLY CO	3/16/20	2020	$329.15	$0.00
0200	0884150	88	0340		PVCI20CI300856	ROOT BROS MFG & SUPPLY C	3/27/20	2020	$312.40	$0.00
0200	0884150	88	0340		PVCI20CI300866	AMERICAN BUILDING SERVIC	3/30/20	2020	$2,425.52	$0.00
0200	0884150	88	0340		PVCI20CI300942	AZTEC SUPPLY CORPORATIO	4/6/20	2020	$1,455.00	$0.00
0200	0884150	88	0340		PVCI20CI300974	CHICAGO UNITED INDUSTRIE	4/7/20	2020	$2,813.00	$0.00
0200	0884150	88	0340		PVCI20CI300980	PRODUCTION DISTRIBUTION	4/7/20	2020	$1,440.00	$0.00
0200	0884150	88	0340		PVCI20CI301023	GRAYBAR ELECTRIC CO INC	4/9/20	2020	$7,864.39	$0.00
0200	0884150	88	0340		PVCI20CI301061	RAE PRODUCTS & CHEMICAL	4/10/20	2020	$14,504.31	$0.00
0200	0884150	88	0340		PVCI20CI301064	ROOT BROS MFG & SUPPLY C	4/10/20	2020	$24,780.00	$0.00
0200	0884150	88	0340		PVCI20CI301087	MSC INDUSTRIAL SUPPLY CO	4/13/20	2020	$349.98	$0.00
0200	0884150	88	0340		PVCI20CI301119	THOMAS SCIENTIFIC	4/14/20	2020	$10,036.88	$0.00
0200	0884150	88	0340		PVCI20CI301183	PRODUCTION DISTRIBUTION	4/16/20	2020	$220.00	$0.00
0200	0884150	88	0340		PVCI20CI301184	PRODUCTION DISTRIBUTION	4/16/20	2020	$1,440.00	$0.00
0200	0884150	88	0340		PVCI20CI301313	GRAYBAR ELECTRIC CO INC	4/24/20	2020	$4,329.88	$0.00
0200	0884150	88	0340		PVCI20CI301317	JOHNSON PIPE & SUPPLY CO	4/24/20	2020	$10,285.74	$0.00
0200	0884150	88	0340		PVCI20CI301394	H-O-H WATER TECHNOLOGY	4/29/20	2020	$360.00	$0.00
0200	0884150	88	0340		PVCI20CI301442	MSC INDUSTRIAL SUPPLY CO	5/1/20	2020	$829.44	$0.00
0200	0884150	88	0340		PVCI20CI301443	ROOT BROS MFG & SUPPLY C	5/1/20	2020	$150.12	$0.00
0200	0884150	88	0340		PVCI20CI301647	RAE PRODUCTS & CHEMICAL	5/8/20	2020	$1,482.64	$0.00
0200	0884150	88	0340		PVCI20CI301681	AZTEC SUPPLY CORPORATIO	5/13/20	2020	$20,487.01	$0.00
0200	0884150	88	0340		PVCI20CI301703	AZTEC SUPPLY CORPORATIO	5/12/20	2020	$1,069.38	$0.00
0200	0884150	88	0340		PVCI20CI301775	GRAYBAR ELECTRIC CO INC	5/14/20	2020	$9,524.04	$0.00
0200	0884150	88	0340		PVCI20CI301784	MSC INDUSTRIAL SUPPLY CO	5/15/20	2020	$3,319.62	$0.00
0200	0884150	88	0340		PVCI20CI301832	PRODUCTION DISTRIBUTION	5/18/20	2020	$1,440.00	$0.00
0200	0884150	88	0340		PVCI20CI302051	ROOT BROS MFG & SUPPLY C	5/22/20	2020	$11,518.00	$0.00
0200	0884150	88	0340		PVCI20CI302053	ROOT BROS MFG & SUPPLY C	5/22/20	2020	$5,386.96	$0.00
0200	0884150	88	0340		PVCI20CI302058	ROOT BROS MFG & SUPPLY C	5/22/20	2020	$19,722.60	$0.00
0200	0884150	88	0340		PVCI20CI302080	ROOT BROS MFG & SUPPLY C	5/27/20	2020	$4,235.40	$0.00
0200	0884150	88	0340		PVCI20CI302117	JOHNSON PIPE & SUPPLY CO	5/29/20	2020	$260.42	$0.00
0200	0884150	88	0340		PVCI20CI302138	AZTEC SUPPLY CORPORATIO	6/1/20	2020	$1,649.00	$0.00
0200	0884150	88	0340		PVCI20CI302165	AMERICAN BUILDING SERVIC	6/2/20	2020	$2,924.80	$0.00

0200	0884150	88	0340	220340	PVCI20CI302237	INTER-CITY SUPPLY CO., INC.	6/8/20	2020	$1,589.22	$0.00
0200	0884150	88	0340		PVCI20CI302268	PRODUCTION DISTRIBUTION	6/9/20	2020	$3,579.50	$0.00
0200	0884150	88	0340		PVCI20CI302270	JOHNSON PIPE & SUPPLY CO	6/9/20	2020	$2,599.50	$0.00
0200	0884150	88	0340		PVCI20CI302432	AZTEC SUPPLY CORPORATIO	6/22/20	2020	$5,636.00	$5,636.00
0200	0884150	88	0340		PVCI20CI302547	JOHNSON PIPE & SUPPLY CO	6/29/20	2020	$92.16	$0.00
0200	0884150	88	0340		PVCI20CI302547	JOHNSON PIPE & SUPPLY CO	7/14/20	2020	$0.00	$92.16
0200	0884150	88	0340		PVCI20CI302602	ROOT BROS MFG & SUPPLY C	7/1/20	2020	$579.21	$0.00
0200	0884150	88	0340		PVCI20CI302603	PRODUCTION DISTRIBUTION	7/1/20	2020	$1,116.00	$0.00
0200	0884150	88	0340		PVCI20CI302734	AMERICAN BUILDING SERVIC	7/6/20	2020	$1,848.32	$0.00
0200	0884150	88	0340		PVCI20CI302877	AMERICAN BUILDING SERVIC	7/7/20	2020	$945.00	$0.00
0200	0884150	88	0340		PVCI20CI303288	THOMAS SCIENTIFIC	7/30/20	2020	$9,795.52	$0.00
0200	0884150	88	0340		PVCI20CI303315	AZTEC SUPPLY CORPORATIO	7/31/20	2020	$279.72	$0.00
0200	0884150	88	0340		PVCI20CI303355	JOHNSON CONTROLS FIRE P	8/4/20	2020	$178.50	$0.00
0200	0884150	88	0340		PVCI20CI303357	AZTEC SUPPLY CORPORATIO	8/4/20	2020	$882.09	$0.00
0200	0884150	88	0340		PVCI20CI303367	JOHNSON CONTROLS FIRE P	8/4/20	2020	$1,748.99	$0.00
0200	0884150	88	0340		PVCI20CI303439	AZTEC SUPPLY CORPORATIO	8/7/20	2020	$7,061.07	$0.00
0200	0884150	88	0340		PVCI20CI303440	PALM ELECTRIC COMPANY	8/7/20	2020	$12,800.00	$0.00
0200	0884150	88	0340		PVCI20CI303444	AZTEC SUPPLY CORPORATIO	8/7/20	2020	$11,571.00	$0.00
0200	0884150	88	0340		PVCI20CI303526	PRODUCTION DISTRIBUTION	8/14/20	2020	$18,761.58	$0.00
0200	0884150	88	0340		PVCI20CI303593	PALM ELECTRIC COMPANY	8/19/20	2020	$4,364.46	$0.00
0200	0884150	88	0340		PVCI20CI303647	THOMAS SCIENTIFIC	8/21/20	2020	$1,618.54	$0.00
0200	0884150	88	0340		PVCI20CI303649	THOMAS SCIENTIFIC	8/21/20	2020	$442.04	$0.00
0200	0884150	88	0340		PVCI20CI303671	ROOT BROS MFG & SUPPLY C	8/31/20	2020	$4,805.28	$0.00
0200	0884150	88	0340		PVCI20CI303685	AIR ONE EQUIPMENT INC	9/1/20	2020	$451.90	$0.00
0200	0884150	88	0340		PVCI20CI303688	THOMAS SCIENTIFIC	9/1/20	2020	$8,883.60	$0.00
0200	0884150	88	0340		PVCI20CI303730	B&W CONTROL SYSTEMS INT	9/2/20	2020	$3,680.53	$0.00
0200	0884150	88	0340		PVCI20CI303755	AMERICAN BUILDING SERVIC	9/3/20	2020	$2,626.76	$0.00
0200	0884150	88	0340		PVCI20CI303943	ROOT BROS MFG & SUPPLY C	9/15/20	2020	$6,900.00	$0.00
0200	0884150	88	0340		PVCI20CI304014	ROOT BROS MFG & SUPPLY C	9/18/20	2020	$5,934.25	$0.00
0200	0884150	88	0340		PVCI20CI304019	THOMAS SCIENTIFIC	9/18/20	2020	$3,321.18	$0.00
0200	0884150	88	0340		PVCI20CI304058	GRAYBAR ELECTRIC CO INC	9/22/20	2020	$4,285.72	$0.00
0200	0884150	88	0340		PVCI20CI304060	JOHNSON PIPE & SUPPLY CO	9/22/20	2020	$8,198.75	$0.00
0200	0884150	88	0340		PVCI20CI304064	THOMAS SCIENTIFIC	9/22/20	2020	$190.03	$0.00
0200	0884150	88	0340		PVCI20CI304066	ROOT BROS MFG & SUPPLY C	9/22/20	2020	$515.00	$0.00
0200	0884150	88	0340		PVCI20CI305070	THOMAS SCIENTIFIC	11/9/20	2020	$230.16	$0.00
0200	0884150	88	0340		PVCI20CI305079	ROOT BROS MFG & SUPPLY C	11/9/20	2020	$1,078.00	$0.00
0200	0884150	88	0340		PVCI20CI305139	PRODUCTION DISTRIBUTION	9/28/20	2020	$10,876.00	$0.00
0200	0884150	88	0340		PVCI20CI305146	AZTEC SUPPLY CORPORATIO	9/28/20	2020	$2,104.34	$0.00
0200	0884150	88	0340		PVCI20CI305169	JOHNSON PIPE & SUPPLY CO	9/29/20	2020	$4,962.50	$0.00

0200	0884150	88	0340	220340	PVCI20CI305219	ROOT BROS MFG & SUPPLY C	10/1/20	2020	$6,839.15	$0.00
0200	0884150	88	0340		PVCI20CI305240	JOHNSON PIPE & SUPPLY CO	10/2/20	2020	$582.12	$0.00
0200	0884150	88	0340		PVCI20CI305241	GRAYBAR ELECTRIC CO INC	10/2/20	2020	$654.50	$0.00
0200	0884150	88	0340		PVCI20CI305249	ROOT BROS MFG & SUPPLY C	10/5/20	2020	$2,490.00	$0.00
0200	0884150	88	0340		PVCI20CI305278	B&W CONTROL SYSTEMS INT	11/12/20	2020	$23,836.02	$0.00
0200	0884150	88	0340		PVCI20CI305480	ROOT BROS MFG & SUPPLY C	10/6/20	2020	$700.00	$0.00
0200	0884150	88	0340		PVCI20CI305539	MSC INDUSTRIAL SUPPLY CO	10/8/20	2020	$1,133.77	$0.00
0200	0884150	88	0340		PVCI20CI305540	PRODUCTION DISTRIBUTION	10/8/20	2020	$2,471.46	$0.00
0200	0884150	88	0340		PVCI20CI305541	JOHNSON PIPE & SUPPLY CO	10/8/20	2020	$3,594.66	$0.00
0200	0884150	88	0340		PVCI20CI305669	ROOT BROS MFG & SUPPLY C	10/20/20	2020	$1,078.00	$1,078.00
0200	0884150	88	0340		PVCI20CI305687	MSC INDUSTRIAL SUPPLY CO	10/20/20	2020	$542.40	$0.00
0200	0884150	88	0340		PVCI20CI305767	GRAYBAR ELECTRIC CO INC	10/22/20	2020	$2,696.24	$0.00
0200	0884150	88	0340		PVCI20CI305782	EQUITY INDUSTRIAL SUPPLY,	10/23/20	2020	$2,291.50	$0.00
0200	0884150	88	0340		PVCI20CI306005	GRAYBAR ELECTRIC CO INC	11/3/20	2020	$2,239.44	$0.00
0200	0884150	88	0340		PVCI20CI306086	ROOT BROS MFG & SUPPLY C	11/20/20	2020	$1,793.60	$0.00
0200	0884150	88	0340		PVCI20CI306127	INTER-CITY SUPPLY CO., INC.	11/24/20	2020	$6,577.20	$0.00
0200	0884150	88	0340		PVCI20CI306159	MSC INDUSTRIAL SUPPLY CO	11/25/20	2020	$80.20	$0.00
0200	0884150	88	0340		PVCI20CI306160	EQUITY INDUSTRIAL SUPPLY,	11/25/20	2020	$1,272.10	$0.00
0200	0884150	88	0340		PVCI20CI306164	MSC INDUSTRIAL SUPPLY CO	11/30/20	2020	$3,878.12	$0.00
0200	0884150	88	0340		PVCI20CI306169	THOMAS SCIENTIFIC	11/30/20	2020	$6,452.38	$0.00
0200	0884150	88	0340		PVCI20CI306170	THOMAS SCIENTIFIC	11/30/20	2020	$4,100.10	$0.00
0200	0884150	88	0340		PVCI20CI306173	THOMAS SCIENTIFIC	11/30/20	2020	$744.01	$0.00
0200	0884150	88	0340		PVCI20CI306204	MSC INDUSTRIAL SUPPLY CO	12/7/20	2020	$8,937.48	$0.00
0200	0884150	88	0340		PVCI20CI306211	THOMAS SCIENTIFIC	1/26/21	2020	$51.84	$0.00
0200	0884150	88	0340		PVCI20CI306339	THOMAS SCIENTIFIC	12/9/20	2020	$634.03	$0.00
0200	0884150	88	0340		PVCI20CI306352	THOMAS SCIENTIFIC	12/10/20	2020	$168.32	$0.00
0200	0884150	88	0340		PVCI20CI306384	THOMAS SCIENTIFIC	12/11/20	2020	$969.66	$261.20
0200	0884150	88	0340		PVCI20CI306890	SAFEWARE	1/4/21	2020	$80,760.96	$0.00
0200	0884150	88	0340		PVCI20CI306892	SILK SCREEN EXPRESS, INC.	1/4/21	2020	$22,736.40	$0.00
0200	0884150	88	0340		PVCI20CI306901	AIR ONE EQUIPMENT INC	1/4/21	2020	$3,544.30	$0.00
0200	0884150	88	0340		PVCI20CI307144	THOMAS SCIENTIFIC	1/14/21	2020	$5,817.60	$0.00
0200	0884150	88	0340		PVCI20CI307268	ROOT BROS MFG & SUPPLY C	1/22/21	2020	$161.90	$0.00
0200	0884150	88	0340		PVCI20CI307322	ROOT BROS MFG & SUPPLY C	1/26/21	2020	$771.12	$0.00
0200	0884150	88	0340		PVCI20CI307323	ROOT BROS MFG & SUPPLY C	1/26/21	2020	$941.93	$0.00
0200	0884150	88	0340		PVCI20CI307345	ROOT BROS MFG & SUPPLY C	1/26/21	2020	$2,415.00	$0.00
0200	0884150	88	0340		PVCI20CI307408	MSC INDUSTRIAL SUPPLY CO	1/29/21	2020	$5,784.39	$0.00
0200	0884150	88	0340		PVCI20CI307418	MSC INDUSTRIAL SUPPLY CO	1/29/21	2020	$11,017.11	$0.00
0200	0884150	88	0340		PVCI20CI307433	MSC INDUSTRIAL SUPPLY CO	2/2/21	2020	$1,279.70	$0.00
0200	0884150	88	0340		PVCI20CI307453	JOHNSON PIPE & SUPPLY CO	2/2/21	2020	$10,342.60	$0.00

0200	0884150	88	0340	220340	PVCI20CI307482	AIR ONE EQUIPMENT INC	2/4/21	2020	$365.00	$0.00
0200	0884150	88	0340		PVCI20CI307562	T & N CHICAGO, INC.	2/9/21	2020	$1,800.00	$0.00
0200	0884150	88	0340		PVCI20CI307585	PRODUCTION DISTRIBUTION	2/10/21	2020	$11,210.16	$0.00
0200	0884150	88	0340		PVCI20CI307586	PRODUCTION DISTRIBUTION	2/10/21	2020	$1,440.00	$0.00
0200	0884150	88	0340		PVCI20CI307701	COURTESY ELECTRIC INC	2/23/21	2020	$65,783.41	$0.00
0200	0884150	88	0340		PVCI20CI307702	THOMAS SCIENTIFIC	2/23/21	2020	$156.30	$0.00
0200	0884150	88	0340		PVCI20CI330030	ANCHOR MECHANICAL, INC	3/4/21	2020	$7,410.30	$0.00
0200	0884150	88	0340		PVCI20CI330055	ROOT BROS MFG & SUPPLY C	4/7/21	2020	$137.58	$137.58
0200	0884150	88	0340		PVCI20CI330058	THOMAS SCIENTIFIC	3/8/21	2020	$26.32	$0.00
0200	0884150	88	0340		PVCI20CI35668	ROOT BROS MFG & SUPPLY C	10/20/20	2020	$910.70	$0.00
0200	0884150	88	0340		PVCI20CI500103	ROOT BROS MFG & SUPPLY C	2/21/20	2020	$2,318.88	$0.00
0200	0884150	88	0340		PVCI20CI500112	ROOT BROS MFG & SUPPLY C	2/21/20	2020	$7,105.51	$0.00
0200	0884150	88	0340		PVCI20CI501010	COURTESY ELECTRIC INC	6/16/20	2020	$47,636.27	$0.00
0200	0884150	88	0340		PVCI20CI501011	ROOT BROS MFG & SUPPLY C	6/16/20	2020	$3,411.06	$0.00
0200	0884150	88	0340		PVCI20CI700953	GRAYBAR ELECTRIC CO INC	6/16/20	2020	$28,632.36	$0.00
0200	0884150	88	0340		PVCI20CI700957	MSC INDUSTRIAL SUPPLY CO	6/16/20	2020	$4,962.82	$0.00
0200	0884150	88	0340		PVCI20CI700959	ROOT BROS MFG & SUPPLY C	6/16/20	2020	$137.92	$0.00
0200	0884150	88	0340		PVCI20CI700962	H-O-H WATER TECHNOLOGY I	6/16/20	2020	$720.00	$0.00
0200	0884150	88	0360		PVCI20CI307647	JOHNSON PIPE & SUPPLY CO	2/16/21	2020	$5,507.16	$0.00
0200	0884155	88	0340		PV88208801101	B&W CONTROL SYSTEMS INT	8/17/20	2020	$36,978.62	$0.00
0200	0884155	88	0340		PVCI19CI308620	INTER-CITY SUPPLY CO., INC.	5/27/20	2020	$1,765.80	$1,765.80
0200	0884155	88	0340		PVCI20CI300010	ROOT BROS MFG & SUPPLY C	2/27/21	2020	$9,120.37	$0.00
0200	0884155	88	0340		PVCI20CI300173	B&W CONTROL SYSTEMS INT	2/26/21	2020	$154.44	$0.00
0200	0884155	88	0340		PVCI20CI300324	INTER-CITY SUPPLY CO., INC.	3/5/20	2020	$3,607.04	$0.00
0200	0884155	88	0340		PVCI20CI300337	INTER-CITY SUPPLY CO., INC.	3/6/20	2020	$4,693.50	$0.00
0200	0884155	88	0340		PVCI20CI300484	OFFICE DEPOT LLC	3/12/20	2020	$88.27	$88.27
0200	0884155	88	0340		PVCI20CI300577	OFFICE DEPOT LLC	2/25/20	2020	$93.60	$0.00
0200	0884155	88	0340		PVCI20CI300805	OFFICE DEPOT LLC	3/16/20	2020	$88.27	$0.00
0200	0884155	88	0340		PVCI20CI300815	ROOT BROS MFG & SUPPLY C	3/16/20	2020	$4,162.87	$0.00
0200	0884155	88	0340		PVCI20CI301038	JOHNSON PIPE & SUPPLY CO	4/9/20	2020	$17,594.20	$0.00
0200	0884155	88	0340		PVCI20CI301039	RAE PRODUCTS & CHEMICAL	4/9/20	2020	$15,337.56	$0.00
0200	0884155	88	0340		PVCI20CI301047	JOHNSON PIPE & SUPPLY CO	4/10/20	2020	$10,494.00	$0.00
0200	0884155	88	0340		PVCI20CI301049	MICHELS CORPORATION	4/10/20	2020	$66,457.25	$0.00
0200	0884155	88	0340		PVCI20CI301710	JOHNSON PIPE & SUPPLY CO	5/12/20	2020	$5,663.25	$0.00
0200	0884155	88	0340		PVCI20CI301712	JOHNSON PIPE & SUPPLY CO	5/12/20	2020	$4,316.35	$0.00
0200	0884155	88	0340		PVCI20CI301822	INTER-CITY SUPPLY CO., INC.	5/18/20	2020	$4,180.32	$0.00
0200	0884155	88	0340		PVCI20CI301840	MSC INDUSTRIAL SUPPLY CO	5/19/20	2020	$9,119.53	$0.00
0200	0884155	88	0340		PVCI20CI302061	PALM ELECTRIC COMPANY	5/26/20	2020	$25,641.10	$0.00
0200	0884155	88	0340		PVCI20CI302190	ROOT BROS MFG & SUPPLY C	6/4/20	2020	$6,850.80	$0.00

0200	0884155	88	0340	220340	PVCI20CI302205	INTER-CITY SUPPLY CO., INC.	6/4/20	2020	$1,765.80	$0.00
0200	0884155	88	0340		PVCI20CI302352	MSC INDUSTRIAL SUPPLY CO	6/12/20	2020	$4,764.44	$1,419.44
0200	0884155	88	0340		PVCI20CI302383	GRAYBAR ELECTRIC CO INC	6/18/20	2020	$110.00	$0.00
0200	0884155	88	0340		PVCI20CI302513	ANCHOR MECHANICAL, INC	6/30/20	2020	$15,108.03	$0.00
0200	0884155	88	0340		PVCI20CI302514	ANCHOR MECHANICAL, INC	6/26/20	2020	$3,202.50	$0.00
0200	0884155	88	0340		PVCI20CI302526	ANCHOR MECHANICAL, INC	6/26/20	2020	$3,648.68	$0.00
0200	0884155	88	0340		PVCI20CI302606	JOHNSON PIPE & SUPPLY CO	7/1/20	2020	$1,362.39	$0.00
0200	0884155	88	0340		PVCI20CI302917	OFFICE DEPOT LLC	7/10/20	2020	$572.27	$0.00
0200	0884155	88	0340		PVCI20CI302949	OFFICE DEPOT LLC	7/13/20	2020	$1,378.39	$0.00
0200	0884155	88	0340		PVCI20CI302957	OFFICE DEPOT LLC	7/13/20	2020	$7.30	$0.00
0200	0884155	88	0340		PVCI20CI302959	OFFICE DEPOT LLC	7/13/20	2020	$34.86	$0.00
0200	0884155	88	0340		PVCI20CI302996	SET ENVIRONMENTAL INC	7/14/20	2020	$86,874.50	$0.00
0200	0884155	88	0340		PVCI20CI303053	INTER-CITY SUPPLY CO., INC.	7/16/20	2020	$2,802.00	$0.00
0200	0884155	88	0340		PVCI20CI303071	PALM ELECTRIC COMPANY	7/17/20	2020	$20,704.56	$0.00
0200	0884155	88	0340		PVCI20CI303088	PALM ELECTRIC COMPANY	7/20/20	2020	$3,577.60	$0.00
0200	0884155	88	0340		PVCI20CI303107	JOHNSON PIPE & SUPPLY CO	7/20/20	2020	$1,122.50	$0.00
0200	0884155	88	0340		PVCI20CI303143	GRAYBAR ELECTRIC CO INC	7/21/20	2020	$4,114.86	$0.00
0200	0884155	88	0340		PVCI20CI303291	PALM ELECTRIC COMPANY	7/30/20	2020	$9,166.75	$0.00
0200	0884155	88	0340		PVCI20CI303427	ROOT BROS MFG & SUPPLY C	8/7/20	2020	$6,638.45	$0.00
0200	0884155	88	0340		PVCI20CI303792	AIR ONE EQUIPMENT INC	9/10/20	2020	$27,382.20	$0.00
0200	0884155	88	0340		PVCI20CI303858	OFFICE DEPOT LLC	9/11/20	2020	$235.25	$0.00
0200	0884155	88	0340		PVCI20CI303901	PRODUCTION DISTRIBUTION	9/14/20	2020	$2,479.50	$0.00
0200	0884155	88	0340		PVCI20CI304033	THOMAS SCIENTIFIC	9/21/20	2020	$65,023.52	$0.00
0200	0884155	88	0340		PVCI20CI304034	THOMAS SCIENTIFIC	9/21/20	2020	$5,683.14	$0.00
0200	0884155	88	0340		PVCI20CI304052	THOMAS SCIENTIFIC	9/22/20	2020	$4,536.74	$0.00
0200	0884155	88	0340		PVCI20CI305057	MSC INDUSTRIAL SUPPLY CO	11/9/20	2020	$1,446.76	$0.00
0200	0884155	88	0340		PVCI20CI305098	AZTEC SUPPLY CORPORATIO	9/24/20	2020	$3,174.20	$0.00
0200	0884155	88	0340		PVCI20CI305105	JOHNSON PIPE & SUPPLY CO	9/24/20	2020	$11,210.10	$0.00
0200	0884155	88	0340		PVCI20CI305106	JOHNSON PIPE & SUPPLY CO	9/24/20	2020	$2,003.00	$0.00
0200	0884155	88	0340		PVCI20CI305107	JOHNSON PIPE & SUPPLY CO	9/24/20	2020	$6,989.25	$0.00
0200	0884155	88	0340		PVCI20CI305138	PALM ELECTRIC COMPANY	9/28/20	2020	$11,557.85	$0.00
0200	0884155	88	0340		PVCI20CI305234	AIR ONE EQUIPMENT INC	10/2/20	2020	$2,165.79	$0.00
0200	0884155	88	0340		PVCI20CI305363	PALM ELECTRIC COMPANY	10/5/20	2020	$3,318.00	$0.00
0200	0884155	88	0340		PVCI20CI305464	AIR ONE EQUIPMENT INC	11/20/20	2020	$4,770.00	$0.00
0200	0884155	88	0340		PVCI20CI305537	AIR ONE EQUIPMENT INC	10/8/20	2020	$2,500.68	$0.00
0200	0884155	88	0340		PVCI20CI305721	JOHNSON PIPE & SUPPLY CO	10/21/20	2020	$6,583.50	$0.00
0200	0884155	88	0340		PVCI20CI305902	ANCHOR MECHANICAL, INC	10/29/20	2020	$1,018.72	$0.00
0200	0884155	88	0340		PVCI20CI305963	PALM ELECTRIC COMPANY	11/2/20	2020	$11,564.40	$0.00
0200	0884155	88	0340		PVCI20CI305969	ROOT BROS MFG & SUPPLY C	12/17/20	2020	$292.96	$0.00

0200	0884155	88	0340	220340	PVCI20CI306477	INTER-CITY SUPPLY CO., INC.	12/16/20	2020	$25,148.45	$0.00
0200	0884155	88	0340		PVCI20CI306490	ROOT BROS MFG & SUPPLY C	12/16/20	2020	$5,797.02	$0.00
0200	0884155	88	0340		PVCI20CI306562	B&W CONTROL SYSTEMS INT	12/23/20	2020	$308.12	$0.00
0200	0884155	88	0340		PVCI20CI306575	B&W CONTROL SYSTEMS INT	12/28/20	2020	$7,908.08	$0.00
0200	0884155	88	0340		PVCI20CI306597	THOMAS SCIENTIFIC	12/28/20	2020	$2,230.08	$0.00
0200	0884155	88	0340		PVCI20CI306603	ROOT BROS MFG & SUPPLY C	12/28/20	2020	$3,139.15	$0.00
0200	0884155	88	0340		PVCI20CI306604	ROOT BROS MFG & SUPPLY C	12/28/20	2020	$225.46	$0.00
0200	0884155	88	0340		PVCI20CI306605	ROOT BROS MFG & SUPPLY C	12/28/20	2020	$1,846.20	$0.00
0200	0884155	88	0340		PVCI20CI306606	ROOT BROS MFG & SUPPLY C	12/28/20	2020	$2,034.20	$0.00
0200	0884155	88	0340		PVCI20CI306635	ROOT BROS MFG & SUPPLY C	12/29/20	2020	$19,415.61	$0.00
0200	0884155	88	0340		PVCI20CI306642	PRODUCTION DISTRIBUTION	12/29/20	2020	$3,322.35	$0.00
0200	0884155	88	0340		PVCI20CI306888	AZTEC SUPPLY CORPORATIO	1/4/21	2020	$35,796.15	$0.00
0200	0884155	88	0340		PVCI20CI306893	B&W CONTROL SYSTEMS INT	1/4/21	2020	$3,602.13	$0.00
0200	0884155	88	0340		PVCI20CI306938	PRODUCTION DISTRIBUTION	1/5/21	2020	$10,108.71	$0.00
0200	0884155	88	0340		PVCI20CI306943	AZTEC SUPPLY CORPORATIO	1/5/21	2020	$2,563.20	$0.00
0200	0884155	88	0340		PVCI20CI306944	PALM ELECTRIC COMPANY	1/5/21	2020	$3,588.63	$0.00
0200	0884155	88	0340		PVCI20CI3070274	PALM ELECTRIC COMPANY	1/12/21	2020	$9,948.96	$0.00
0200	0884155	88	0340		PVCI20CI3070275	ROOT BROS MFG & SUPPLY C	1/12/21	2020	$931.05	$0.00
0200	0884155	88	0340		PVCI20CI307086	ROOT BROS MFG & SUPPLY C	1/13/21	2020	$1,690.50	$0.00
0200	0884155	88	0340		PVCI20CI307259	B&W CONTROL SYSTEMS INT	1/22/21	2020	$1,835.84	$0.00
0200	0884155	88	0340		PVCI20CI307316	MSC INDUSTRIAL SUPPLY CO	1/26/21	2020	$393.83	$0.00
0200	0884155	88	0340		PVCI20CI307407	MSC INDUSTRIAL SUPPLY CO	1/29/21	2020	$1,929.00	$0.00
0200	0884155	88	0340		PVCI20CI307413	MSC INDUSTRIAL SUPPLY CO	1/29/21	2020	$3,330.40	$0.00
0200	0884155	88	0340		PVCI20CI307414	MSC INDUSTRIAL SUPPLY CO	1/29/21	2020	$7,653.42	$0.00
0200	0884155	88	0340		PVCI20CI307416	MSC INDUSTRIAL SUPPLY CO	1/29/21	2020	$6,243.03	$0.00
0200	0884155	88	0340		PVCI20CI307434	MSC INDUSTRIAL SUPPLY CO	2/2/21	2020	$2,470.88	$0.00
0200	0884155	88	0340		PVCI20CI307436	MSC INDUSTRIAL SUPPLY CO	2/2/21	2020	$1,036.75	$0.00
0200	0884155	88	0340		PVCI20CI307437	MSC INDUSTRIAL SUPPLY CO	2/2/21	2020	$3,227.31	$0.00
0200	0884155	88	0340		PVCI20CI307439	B&W CONTROL SYSTEMS INT	2/2/21	2020	$8,881.77	$0.00
0200	0884155	88	0340		PVCI20CI307500	MSC INDUSTRIAL SUPPLY CO	2/4/21	2020	$16.00	$0.00
0200	0884155	88	0340		PVCI20CI307501	MSC INDUSTRIAL SUPPLY CO	2/4/21	2020	$567.70	$0.00
0200	0884155	88	0340		PVCI20CI307595	PALM ELECTRIC COMPANY	2/11/21	2020	$21,151.96	$0.00
0200	0884155	88	0340		PVCI20CI307621	PALM ELECTRIC COMPANY	2/16/21	2020	$2,464.00	$0.00
0200	0884155	88	0340		PVCI20CI307630	OFFICE DEPOT LLC	2/16/21	2020	$1,121.14	$0.00
0200	0884155	88	0340		PVCI20CI307673	INTER-CITY SUPPLY CO., INC.	2/18/21	2020	$1,766.88	$0.00
0200	0884155	88	0340		PVCI20CI307674	JOHNSON PIPE & SUPPLY CO	2/18/21	2020	$924.50	$0.00
0200	0884155	88	0340		PVCI20CI307675	JOHNSON PIPE & SUPPLY CO	2/18/21	2020	$23,846.40	$0.00
0200	0884155	88	0340		PVCI20CI307676	PRODUCTION DISTRIBUTION	2/18/21	2020	$3,029.30	$0.00
0200	0884155	88	0340		PVCI20CI307677	PALM ELECTRIC COMPANY	2/18/21	2020	$7,500.76	$0.00

0200	0884155	88	0340	220340	PVCI20CI307690	JOHNSON PIPE & SUPPLY CO	2/19/21	2020	$9,705.00	$0.00
0200	0884155	88	0340		PVCI20CI307691	JOHNSON PIPE & SUPPLY CO	2/19/21	2020	$1,674.06	$0.00
0200	0884155	88	0340		PVCI20CI307692	JOHNSON PIPE & SUPPLY CO	2/19/21	2020	$642.80	$0.00
0200	0884155	88	0340		PVCI20CI307694	JOHNSON PIPE & SUPPLY CO	2/19/21	2020	$55.00	$0.00
0200	0884155	88	0340		PVCI20CI307695	JOHNSON PIPE & SUPPLY CO	2/19/21	2020	$114.00	$0.00
0200	0884155	88	0340		PVCI20CI307696	JOHNSON PIPE & SUPPLY CO	2/19/21	2020	$71.00	$0.00
0200	0884155	88	0340		PVCI20CI307710	JOHNSON PIPE & SUPPLY CO	2/23/21	2020	$3,906.00	$0.00
0200	0884155	88	0340		PVCI20CI307711	JOHNSON PIPE & SUPPLY CO	2/23/21	2020	$64.10	$0.00
0200	0884155	88	0340		PVCI20CI310012	ROOT BROS MFG & SUPPLY C	2/27/21	2020	$4,183.64	$0.00
0200	0884155	88	0340		PVCI20CI330036	ROOT BROS MFG & SUPPLY C	3/4/21	2020	$9,439.19	$0.00
0200	0884155	88	0340		PVCI20CI330037	ROOT BROS MFG & SUPPLY C	3/4/21	2020	$356.20	$0.00
0200	0884155	88	0340		PVCI20CI330059	PRODUCTION DISTRIBUTION	3/8/21	2020	$24,797.20	$0.00
0200	0884155	88	0340		PVCI20CI408085	B&W CONTROL SYSTEMS INT	12/4/20	2020	$11,603.62	$0.00
0200	0884155	88	0340		PVCI20CI502661	AIR ONE EQUIPMENT INC	11/16/20	2020	$1,432.80	$0.00
0200	0884155	88	0340		PVCI20CI700954	RAE PRODUCTS & CHEMICAL	6/16/20	2020	$11,092.22	$0.00
0200	0884155	88	0360		PVCI20CI307702	THOMAS SCIENTIFIC	2/23/21	2020	$9,945.60	$0.00
0200	0884165	88	0340		PV88208801139	Recorders Charts and Pens, Inc.	10/15/20	2020	$31,054.58	$15,597.74
0200	0884165	88	0340		PVCI20CI300764	B&W CONTROL SYSTEMS INT	3/27/20	2020	$1,918.80	$0.00
0200	0884165	88	0340		PVCI20CI301796	PALM ELECTRIC COMPANY	5/15/20	2020	$4,307.64	$0.00
0200	0884165	88	0340		PVCI20CI302467	JOHNSON PIPE & SUPPLY CO	6/24/20	2020	$1,558.80	$0.00
0200	0884165	88	0340		PVCI20CI302516	ROOT BROS MFG & SUPPLY C	6/26/20	2020	$3,304.00	$0.00
0200	0884165	88	0340		PVCI20CI303284	B&W CONTROL SYSTEMS INT	7/30/20	2020	$3,051.99	$0.00
0200	0884165	88	0340		PVCI20CI303471	COURTESY ELECTRIC INC	8/10/20	2020	$19,507.55	$0.00
0200	0884165	88	0340		PVCI20CI306667	H-O-H WATER TECHNOLOGY	12/30/20	2020	$6,615.00	$0.00
0200	0884165	88	0340		PVCI20CI306950	INTER-CITY SUPPLY CO., INC.	1/6/21	2020	$1,875.30	$0.00
0200	0884165	88	0340		PVCI20CI307150	AMERICAN BUILDING SERVIC	1/15/21	2020	$3,118.62	$0.00
0200	0884165	88	0340		PVCI20CI307156	H-O-H WATER TECHNOLOGY	1/15/21	2020	$9,800.00	$0.00
0200	0884165	88	0340		PVCI20CI307611	RUSSO HARDWARE INC D/B/A	2/11/21	2020	$770.15	$0.00
0200	0884165	88	0340		PVCI20CI700150	TRUCK TIRE SALES, INC.	2/21/20	2020	$26,004.00	$0.00
0200	0884170	88	0340		PVCI20CI205035	THOMAS SCIENTIFIC	2/24/21	2020	$883.66	$0.00
0200	0884170	88	0340		PVCI20CI302372	CHICAGO UNITED INDUSTRIE	6/18/20	2020	$376.47	$0.00
0200	0884170	88	0340		PVCI20CI303156	IDEXX DISTRIBUTION, INC	7/21/20	2020	$21,266.75	$0.00
0200	0884170	88	0340		PVCI20CI303530	THOMAS SCIENTIFIC	8/14/20	2020	$3,073.02	$0.00
0200	0884170	88	0340		PVCI20CI304018	THOMAS SCIENTIFIC	9/18/20	2020	$5,310.45	$0.00
0200	0884170	88	0340		PVCI20CI305141	CHICAGO UNITED INDUSTRIE	10/5/20	2020	$370.20	$185.10
0200	0884170	88	0340		PVCI20CI306037	IDEXX DISTRIBUTION, INC	11/6/20	2020	$2,271.04	$0.00
0200	0884170	88	0340		PVCI20CI307087	CHICAGO UNITED INDUSTRIE	1/13/21	2020	$4,996.00	$0.00
0200	0884170	88	0340		PVCI20CI502665	CHICAGO UNITED INDUSTRIE	11/16/20	2020	$16,167.20	$0.00
0200	0884175	88	0340		PVCI20CI204762	ROOT BROS MFG & SUPPLY C	1/22/21	2020	$18,275.07	$0.00

0200	0884175	88	0340	220340	PVCI20CI300109	ROOT BROS MFG & SUPPLY C	2/7/20	2020	$1,092.30	$0.00
0200	0884175	88	0340		PVCI20CI300542	GRAYBAR ELECTRIC CO INC	2/24/20	2020	$915.10	$0.00
0200	0884175	88	0340		PVCI20CI301848	ROOT BROS MFG & SUPPLY C	5/19/20	2020	$572.29	$0.00
0200	0884175	88	0340		PVCI20CI301923	PALM ELECTRIC COMPANY	5/18/20	2020	$498.84	$0.00
0200	0884175	88	0340		PVCI20CI301933	GRAYBAR ELECTRIC CO INC	5/18/20	2020	$810.89	$0.00
0200	0884175	88	0340		PVCI20CI302451	GRAYBAR ELECTRIC CO INC	6/23/20	2020	$1,642.60	$0.00
0200	0884175	88	0340		PVCI20CI303559	GRAYBAR ELECTRIC CO INC	8/18/20	2020	$3,290.65	$0.00
0200	0884175	88	0340		PVCI20CI303736	ROOT BROS MFG & SUPPLY C	9/2/20	2020	$3,643.85	$0.00
0200	0884175	88	0340		PVCI20CI303773	MSC INDUSTRIAL SUPPLY CO	9/4/20	2020	$1,379.99	$0.00
0200	0884175	88	0340		PVCI20CI303969	ROOT BROS MFG & SUPPLY C	9/16/20	2020	$4,710.29	$0.00
0200	0884175	88	0340		PVCI20CI305109	GRAYBAR ELECTRIC CO INC	9/24/20	2020	$2,855.16	$0.00
0200	0884175	88	0340		PVCI20CI305204	GRAYBAR ELECTRIC CO INC	11/3/20	2020	$5,397.84	$0.00
0200	0884175	88	0340		PVCI20CI305938	GRAYBAR ELECTRIC CO INC	10/30/20	2020	$8,497.00	$0.00
0200	0884175	88	0340		PVCI20CI306022	JOHNSON PIPE & SUPPLY CO	11/4/20	2020	$2,475.00	$0.00
0200	0884175	88	0340		PVCI20CI306233	PRODUCTION DISTRIBUTION	12/1/20	2020	$53.00	$0.00
0200	0884175	88	0340		PVCI20CI500101	JOHNSON PIPE & SUPPLY CO	2/21/20	2020	$1,847.16	$0.00
0200	0884176	88	0340		PVCI20CI300796	JOHNSON PIPE & SUPPLY CO	3/27/20	2020	$126.36	$0.00
0200	0884176	88	0340		PVCI20CI300854	JOHNSON PIPE & SUPPLY CO	3/30/20	2020	$2,264.74	$0.00
0200	0884176	88	0340		PVCI20CI300864	SILK SCREEN EXPRESS, INC.	3/30/20	2020	$273.30	$0.00
0200	0884176	88	0340		PVCI20CI300881	JOHNSON PIPE & SUPPLY CO	3/31/20	2020	$1,135.80	$0.00
0200	0884176	88	0340		PVCI20CI301216	JOHNSON PIPE & SUPPLY CO	4/20/20	2020	$11.88	$0.00
0200	0884176	88	0340		PVCI20CI301217	GRAYBAR ELECTRIC CO INC	4/20/20	2020	$447.15	$0.00
0200	0884176	88	0340		PVCI20CI301226	JOHNSON PIPE & SUPPLY CO	4/20/20	2020	$448.36	$0.00
0200	0884176	88	0340		PVCI20CI301851	MSC INDUSTRIAL SUPPLY CO	5/19/20	2020	$1,218.03	$0.00
0200	0884176	88	0340		PVCI20CI301852	MSC INDUSTRIAL SUPPLY CO	6/23/20	2020	$3,433.52	$0.00
0200	0884176	88	0340		PVCI20CI302434	ANCHOR MECHANICAL, INC	6/22/20	2020	$119,606.86	$0.00
0200	0884176	88	0340		PVCI20CI303160	AZTEC SUPPLY CORPORATIO	7/21/20	2020	$3,784.76	$0.00
0200	0884176	88	0340		PVCI20CI303432	JOHNSON PIPE & SUPPLY CO	8/7/20	2020	$7,740.86	$0.00
0200	0884176	88	0340		PVCI20CI303475	JOHNSON PIPE & SUPPLY CO	8/10/20	2020	$297.60	$0.00
0200	0884176	88	0340		PVCI20CI303485	JOHNSON PIPE & SUPPLY CO	9/15/20	2020	$2,425.06	$0.00
0200	0884176	88	0340		PVCI20CI303701	JOHNSON PIPE & SUPPLY CO	9/1/20	2020	$3,636.90	$0.00
0200	0884176	88	0340		PVCI20CI303737	JOHNSON PIPE & SUPPLY CO	9/2/20	2020	$198.60	$0.00
0200	0884176	88	0340		PVCI20CI303849	JOHNSON PIPE & SUPPLY CO	9/11/20	2020	$78.86	$0.00
0200	0884176	88	0340		PVCI20CI303850	JOHNSON PIPE & SUPPLY CO	9/11/20	2020	$848.34	$0.00
0200	0884176	88	0340		PVCI20CI304004	JOHNSON PIPE & SUPPLY CO	9/18/20	2020	$138.70	$0.00
0200	0884176	88	0340		PVCI20CI305838	AZTEC SUPPLY CORPORATIO	10/28/20	2020	$3,380.55	$0.00
0200	0884176	88	0340		PVCI20CI306269	PRODUCTION DISTRIBUTION	12/3/20	2020	$2,250.00	$0.00
0200	0884176	88	0340		PVCI20CI306399	JOHNSON PIPE & SUPPLY CO	12/11/20	2020	$107.70	$0.00
0200	0884176	88	0340		PVCI20CI307505	TITAN NU VETERANS JOINT V	3/24/21	2020	$6,183.36	$6,183.36

0200	0884176	88	0340	220340	PVCI20CI700149	AZTEC SUPPLY CORPORATIO	2/21/20	2020	$3,030.30	$0.00
0200	0884185	88	0340		PVCI20CI300367	H-O-H WATER TECHNOLOGY (	3/9/20	2020	$9,800.00	$0.00
0200	0884185	88	0340		PVCI20CI301134	GRAYBAR ELECTRIC CO INC	4/15/20	2020	$13.60	$0.00
0200	0884185	88	0340		PVCI20CI301381	JOHNSON PIPE & SUPPLY CO	7/27/20	2020	$557.43	$0.00
0200	0884185	88	0340		PVCI20CI301792	INTER-CITY SUPPLY CO., INC.	5/15/20	2020	$420.00	$0.00
0200	0884185	88	0340		PVCI20CI302587	INTER-CITY SUPPLY CO., INC.	7/1/20	2020	$66.00	$0.00
0200	0884185	88	0340		PVCI20CI303095	PRODUCTION DISTRIBUTION	7/20/20	2020	$704.50	$0.00
0200	0884185	88	0340		PVCI20CI303313	INTER-CITY SUPPLY CO., INC.	7/31/20	2020	$331.60	$0.00
0200	0884185	88	0340		PVCI20CI303449	ROOT BROS MFG & SUPPLY C	8/10/20	2020	$338.52	$0.00
0200	0884185	88	0340		PVCI20CI303721	H-O-H WATER TECHNOLOGY (	9/1/20	2020	$9,800.00	$0.00
0200	0884185	88	0340		PVCI20CI303857	PRODUCTION DISTRIBUTION	9/11/20	2020	$17,115.00	$0.00
0200	0884185	88	0340		PVCI20CI305558	CHICAGO UNITED INDUSTRIE	10/13/20	2020	$303.36	$0.00
0200	0884185	88	0340		PVCI20CI305561	CHICAGO UNITED INDUSTRIE	10/13/20	2020	$420.12	$0.00
0200	0884185	88	0340		PVCI20CI306272	INTER-CITY SUPPLY CO., INC.	12/3/20	2020	$1,077.18	$0.00
0200	0884185	88	0340		PVCI20CI310014	ROOT BROS MFG & SUPPLY C	2/27/21	2020	$5,703.50	$0.00
0200	0884190	88	0340		PVCI19CI307378	MSC INDUSTRIAL SUPPLY CO	5/1/20	2020	$786.06	$786.06
0200	0884190	88	0340		PVCI20CI300107	GRAYBAR ELECTRIC CO INC	2/7/20	2020	$1,331.56	$0.00
0200	0884190	88	0340		PVCI20CI300325	VALDES LLC	3/5/20	2020	$2,316.40	$0.00
0200	0884190	88	0340		PVCI20CI300928	JOHNSON PIPE & SUPPLY CO	4/3/20	2020	$14,553.62	$0.00
0200	0884190	88	0340		PVCI20CI301217	GRAYBAR ELECTRIC CO INC	4/20/20	2020	$2,755.20	$1,377.60
0200	0884190	88	0340		PVCI20CI301297	GRAYBAR ELECTRIC CO INC	4/23/20	2020	$788.48	$0.00
0200	0884190	88	0340		PVCI20CI301313	GRAYBAR ELECTRIC CO INC	4/24/20	2020	$38.16	$0.00
0200	0884190	88	0340		PVCI20CI301430	JOHNSON PIPE & SUPPLY CO	5/1/20	2020	$1,164.24	$0.00
0200	0884190	88	0340		PVCI20CI301463	JOHNSON PIPE & SUPPLY CO	5/4/20	2020	$6,960.51	$0.00
0200	0884190	88	0340		PVCI20CI301602	MSC INDUSTRIAL SUPPLY CO	5/6/20	2020	$964.30	$0.00
0200	0884190	88	0340		PVCI20CI302006	MSC INDUSTRIAL SUPPLY CO	5/20/20	2020	$983.04	$0.00
0200	0884190	88	0340		PVCI20CI302244	MSC INDUSTRIAL SUPPLY CO	6/8/20	2020	$3,781.50	$0.00
0200	0884190	88	0340		PVCI20CI302357	MSC INDUSTRIAL SUPPLY CO	6/12/20	2020	$196.81	$0.00
0200	0884190	88	0340		PVCI20CI303118	JOHNSON PIPE & SUPPLY CO	7/21/20	2020	$2,421.69	$0.00
0200	0884190	88	0340		PVCI20CI303199	PRODUCTION DISTRIBUTION	7/23/20	2020	$25.00	$0.00
0200	0884190	88	0340		PVCI20CI303325	CHICAGO UNITED INDUSTRIE	8/3/20	2020	$555.12	$0.00
0200	0884190	88	0340		PVCI20CI303450	VALDES LLC	8/10/20	2020	$610.14	$0.00
0200	0884190	88	0340		PVCI20CI303671	ROOT BROS MFG & SUPPLY C	8/31/20	2020	$186.84	$0.00
0200	0884190	88	0340		PVCI20CI303722	AZTEC SUPPLY CORPORATIO	9/1/20	2020	$4,549.27	$0.00
0200	0884190	88	0340		PVCI20CI303805	ANCHOR MECHANICAL, INC	9/10/20	2020	$38,928.28	$38,928.28
0200	0884190	88	0340		PVCI20CI303811	ANCHOR MECHANICAL, INC	9/10/20	2020	$38,928.28	$0.00
0200	0884190	88	0340		PVCI20CI303818	AMERICAN BUILDING SERVIC	9/10/20	2020	$446.04	$0.00
0200	0884190	88	0340		PVCI20CI305226	MSC INDUSTRIAL SUPPLY CO	10/2/20	2020	$348.48	$0.00
0200	0884190	88	0340		PVCI20CI305849	ROOT BROS MFG & SUPPLY C	10/28/20	2020	$2,377.75	$0.00

0200	0884190	88	0340	220340	PVCI20CI305904	ANCHOR MECHANICAL, INC	10/29/20	2020	$4,679.54	$0.00
0200	0884190	88	0340		PVCI20CI306016	INTER-CITY SUPPLY CO., INC.	11/4/20	2020	$1,005.51	$0.00
0200	0884190	88	0340		PVCI20CI306463	PALM ELECTRIC COMPANY	12/15/20	2020	$1,411.00	$0.00
0200	0884190	88	0340		PVCI20CI502112	AZTEC SUPPLY CORPORATIO	9/28/20	2020	$4,463.66	$0.00
0200	0884195	88	0340		PVCI20CI200228	VALDES LLC	2/21/20	2020	$955.50	$0.00
0200	0884195	88	0340		PVCI20CI300890	GRAYBAR ELECTRIC CO INC	3/31/20	2020	$1,869.19	$0.00
0200	0884195	88	0340		PVCI20CI301381	JOHNSON PIPE & SUPPLY CO	7/27/20	2020	$837.41	$0.00
0200	0884195	88	0340		PVCI20CI303633	GRAYBAR ELECTRIC CO INC	8/21/20	2020	$163.05	$0.00
0200	0884195	88	0340		PVCI20CI303772	GRAYBAR ELECTRIC CO INC	9/4/20	2020	$257.52	$0.00
0200	0884195	88	0340		PVCI20CI303801	GRAYBAR ELECTRIC CO INC	9/10/20	2020	$3,378.40	$0.00
0200	0884195	88	0340		PVCI20CI306412	JOHNSON PIPE & SUPPLY CO	12/14/20	2020	$1,067.22	$0.00
0200	0884195	88	0340		PVCI20CI307155	JOHNSON PIPE & SUPPLY CO	1/15/21	2020	$780.00	$0.00
0200	0884195	88	0340		PVCI20CI307183	GRAYBAR ELECTRIC CO INC	2/10/21	2020	$368.48	$368.48
0200	0884195	88	0340		PVCI20CI307245	GRAYBAR ELECTRIC CO INC	2/10/21	2020	$131.30	$131.30
0200	0884195	88	0340		PVCI20CI307508	GRAYBAR ELECTRIC CO INC	2/10/21	2020	$261.78	$261.78
0200	0884195	88	0340		PVCI20CI307655	GRAYBAR ELECTRIC CO INC	2/26/21	2020	$131.30	$131.30
0200	0884195	88	0340		PVCI20CI330013	GRAYBAR ELECTRIC CO INC	3/2/21	2020	$20.15	$0.00
0200	0884200	88	0340		PVCI20CI300096	AZTEC SUPPLY CORPORATIO	2/5/20	2020	$1,265.02	$0.00
0200	0884200	88	0340		PVCI20CI300110	VALDES LLC	2/7/20	2020	$191.10	$0.00
0200	0884200	88	0340		PVCI20CI300149	VALDES LLC	2/10/20	2020	$382.20	$0.00
0200	0884200	88	0340		PVCI20CI300508	JOHNSON PIPE & SUPPLY CO	2/19/20	2020	$573.27	$0.00
0200	0884200	88	0340		PVCI20CI300954	INTER-CITY SUPPLY CO., INC.	4/7/20	2020	$956.40	$0.00
0200	0884200	88	0340		PVCI20CI301227	JOHNSON PIPE & SUPPLY CO	4/20/20	2020	$1,650.06	$0.00
0200	0884200	88	0340		PVCI20CI301384	PALM ELECTRIC COMPANY	4/28/20	2020	$312.35	$0.00
0200	0884200	88	0340		PVCI20CI301445	JOHNSON PIPE & SUPPLY CO	5/1/20	2020	$26.10	$0.00
0200	0884200	88	0340		PVCI20CI301446	JOHNSON PIPE & SUPPLY CO	5/1/20	2020	$416.40	$0.00
0200	0884200	88	0340		PVCI20CI301792	INTER-CITY SUPPLY CO., INC.	5/15/20	2020	$420.00	$0.00
0200	0884200	88	0340		PVCI20CI301816	JOHNSON PIPE & SUPPLY CO	5/18/20	2020	$734.46	$0.00
0200	0884200	88	0340		PVCI20CI301933	GRAYBAR ELECTRIC CO INC	5/18/20	2020	$25.10	$0.00
0200	0884200	88	0340		PVCI20CI303073	LUSE ENVIRONMENTAL SERV	7/17/20	2020	$5,673.00	$0.00
0200	0884200	88	0340		PVCI20CI303121	JOHNSON PIPE & SUPPLY CO	7/21/20	2020	$253.08	$0.00
0200	0884200	88	0340		PVCI20CI303132	JOHNSON PIPE & SUPPLY CO	7/21/20	2020	$1,441.80	$0.00
0200	0884200	88	0340		PVCI20CI303313	INTER-CITY SUPPLY CO., INC.	7/31/20	2020	$331.60	$0.00
0200	0884200	88	0340		PVCI20CI306271	INTER-CITY SUPPLY CO., INC.	12/3/20	2020	$1,044.06	$0.00
0200	0884200	88	0340		PVCI20CI307673	INTER-CITY SUPPLY CO., INC.	2/18/21	2020	$3,488.80	$0.00
0200	0884200	88	0340		PVCI20CI50002	PALM ELECTRIC COMPANY	12/29/20	2020	$5,432.10	$0.00
0200	0884200	88	0340		PVCI20CI500106	JOHNSON PIPE & SUPPLY CO	2/21/20	2020	$928.99	$0.00
0200	0884200	88	0340		PVCI20CI700443	JOHNSON PIPE & SUPPLY CO	3/24/20	2020	$5,192.54	$0.00
0200	0884200	88	0340		PVCI20CI702566	AZTEC SUPPLY CORPORATIO	12/4/20	2020	$446.52	$0.00

0200	0884205	88	0340	220340	PVCI19CI308576	JOHNSON PIPE & SUPPLY CO	5/19/20	2020	$444.36	$444.36
0200	0884205	88	0340		PVCI20CI300610	JOHNSON PIPE & SUPPLY CO	2/28/20	2020	$444.36	$0.00
0200	0884205	88	0340		PVCI20CI303585	MSC INDUSTRIAL SUPPLY CO	9/29/20	2020	$2,196.58	$0.00
0200	0884210	88	0340		PVCI20CI00091	PRODUCTION DISTRIBUTION	7/17/20	2020	$14,314.92	$0.00
0200	0884210	88	0340		PVCI20CI30020	INTER-CITY SUPPLY CO., INC.	4/3/20	2020	$1,992.70	$1,992.70
0200	0884210	88	0340		PVCI20CI300422	PRODUCTION DISTRIBUTION	3/11/20	2020	$6,441.54	$0.00
0200	0884210	88	0340		PVCI20CI301079	INTER-CITY SUPPLY CO., INC.	4/13/20	2020	$1,992.70	$0.00
0200	0884210	88	0340		PVCI20CI301217	GRAYBAR ELECTRIC CO INC	4/20/20	2020	$1,489.16	$0.00
0200	0884210	88	0340		PVCI20CI301219	RAE PRODUCTS & CHEMICAL	4/20/20	2020	$4,471.94	$0.00
0200	0884210	88	0340		PVCI20CI301301	PRODUCTION DISTRIBUTION	4/23/20	2020	$8,878.60	$0.00
0200	0884210	88	0340		PVCI20CI3013861	INTER-CITY SUPPLY CO., INC.	4/28/20	2020	$8,063.87	$8,063.87
0200	0884210	88	0340		PVCI20CI301388	INTER-CITY SUPPLY CO., INC.	4/28/20	2020	$8,063.87	$0.00
0200	0884210	88	0340		PVCI20CI301436	LORCHEM TECHNOLOGIES IN	5/1/20	2020	$9.70	$0.00
0200	0884210	88	0340		PVCI20CI301792	INTER-CITY SUPPLY CO., INC.	5/15/20	2020	$16,582.83	$0.00
0200	0884210	88	0340		PVCI20CI301796	PALM ELECTRIC COMPANY	5/15/20	2020	$21,489.60	$0.00
0200	0884210	88	0340		PVCI20CI302263	INTER-CITY SUPPLY CO., INC.	12/1/20	2020	$2,230.04	$0.00
0200	0884210	88	0340		PVCI20CI302482	RAE PRODUCTS & CHEMICAL	6/24/20	2020	$5,601.94	$0.00
0200	0884210	88	0340		PVCI20CI302488	ROOT BROS MFG & SUPPLY C	6/25/20	2020	$44,070.43	$0.00
0200	0884210	88	0340		PVCI20CI302527	GRAYBAR ELECTRIC CO INC	6/26/20	2020	$12,742.73	$0.00
0200	0884210	88	0340		PVCI20CI302587	INTER-CITY SUPPLY CO., INC.	7/1/20	2020	$12,072.72	$0.00
0200	0884210	88	0340		PVCI20CI303082	PRODUCTION DISTRIBUTION	7/17/20	2020	$449.07	$0.00
0200	0884210	88	0340		PVCI20CI303212	PRODUCTION DISTRIBUTION	8/4/20	2020	$1,246.00	$0.00
0200	0884210	88	0340		PVCI20CI303312	GRAYBAR ELECTRIC CO INC	7/31/20	2020	$2,870.32	$0.00
0200	0884210	88	0340		PVCI20CI303324	INTER-CITY SUPPLY CO., INC.	8/3/20	2020	$569.40	$0.00
0200	0884210	88	0340		PVCI20CI303704	JOHNSON PIPE & SUPPLY CO	9/1/20	2020	$1,820.54	$0.00
0200	0884210	88	0340		PVCI20CI303723	INTER-CITY SUPPLY CO., INC.	9/1/20	2020	$4,334.06	$0.00
0200	0884210	88	0340		PVCI20CI303967	ROOT BROS MFG & SUPPLY C	9/16/20	2020	$2,740.35	$0.00
0200	0884210	88	0340		PVCI20CI304040	INTER-CITY SUPPLY CO., INC.	9/21/20	2020	$4,368.74	$0.00
0200	0884210	88	0340		PVCI20CI304054	PRODUCTION DISTRIBUTION	9/22/20	2020	$4,892.71	$0.00
0200	0884210	88	0340		PVCI20CI304055	PRODUCTION DISTRIBUTION	9/22/20	2020	$700.00	$0.00
0200	0884210	88	0340		PVCI20CI304062	PRODUCTION DISTRIBUTION	9/22/20	2020	$3,351.00	$0.00
0200	0884210	88	0340		PVCI20CI305213	PRODUCTION DISTRIBUTION	10/1/20	2020	$7,216.36	$0.00
0200	0884210	88	0340		PVCI20CI305214	GRAYBAR ELECTRIC CO INC	10/1/20	2020	$692.36	$0.00
0200	0884210	88	0340		PVCI20CI305250	ROOT BROS MFG & SUPPLY C	10/5/20	2020	$251.26	$0.00
0200	0884210	88	0340		PVCI20CI305636	ROOT BROS MFG & SUPPLY C	10/16/20	2020	$810.00	$0.00
0200	0884210	88	0340		PVCI20CI305979	MSC INDUSTRIAL SUPPLY CO	11/4/20	2020	$397.08	$0.00
0200	0884210	88	0340		PVCI20CI306232	PRODUCTION DISTRIBUTION	12/1/20	2020	$3,006.08	$0.00
0200	0884210	88	0340		PVCI20CI306241	MSC INDUSTRIAL SUPPLY CO	2/16/21	2020	$2,458.27	$0.00
0200	0884210	88	0340		PVCI20CI306271	INTER-CITY SUPPLY CO., INC.	12/3/20	2020	$11,861.58	$0.00

0200	0884210	88	0340	220340	PVCI20CI306272	INTER-CITY SUPPLY CO., INC.	12/3/20	2020	$12,993.67	$0.00
0200	0884210	88	0340		PVCI20CI306420	PRODUCTION DISTRIBUTION	12/14/20	2020	$3,260.00	$0.00
0200	0884210	88	0340		PVCI20CI306907	PRODUCTION DISTRIBUTION	1/4/21	2020	$22,725.00	$0.00
0200	0884210	88	0340		PVCI20CI307157	INTER-CITY SUPPLY CO., INC.	1/15/21	2020	$35.14	$0.00
0200	0884210	88	0340		PVCI20CI700293	GRAYBAR ELECTRIC CO INC	3/6/20	2020	$2,296.68	$0.00
0200	0884220	88	0340		PVCI20CI204120	ROOT BROS MFG & SUPPLY C	12/10/20	2020	$149.52	$0.00
0200	0884220	88	0340		PVCI20CI30020	INTER-CITY SUPPLY CO., INC.	4/3/20	2020	$181.80	$181.80
0200	0884220	88	0340		PVCI20CI300796	JOHNSON PIPE & SUPPLY CO	3/27/20	2020	$801.32	$0.00
0200	0884220	88	0340		PVCI20CI300936	INTER-CITY SUPPLY CO., INC.	4/6/20	2020	$181.80	$0.00
0200	0884220	88	0340		PVCI20CI3013861	INTER-CITY SUPPLY CO., INC.	4/28/20	2020	$1,190.61	$1,190.61
0200	0884220	88	0340		PVCI20CI301388	INTER-CITY SUPPLY CO., INC.	4/28/20	2020	$1,190.61	$0.00
0200	0884220	88	0340		PVCI20CI301655	GRAYBAR ELECTRIC CO INC	5/8/20	2020	$142.40	$0.00
0200	0884220	88	0340		PVCI20CI301815	JOHNSON PIPE & SUPPLY CO	5/18/20	2020	$1,322.68	$0.00
0200	0884220	88	0340		PVCI20CI302078	ROOT BROS MFG & SUPPLY C	5/27/20	2020	$197.20	$0.00
0200	0884220	88	0340		PVCI20CI302241	PRODUCTION DISTRIBUTION	6/8/20	2020	$346.86	$0.00
0200	0884220	88	0340		PVCI20CI302261	JOHNSON PIPE & SUPPLY CO	6/9/20	2020	$4,923.28	$0.00
0200	0884220	88	0340		PVCI20CI302451	GRAYBAR ELECTRIC CO INC	6/23/20	2020	$2,238.34	$0.00
0200	0884220	88	0340		PVCI20CI302529	PRODUCTION DISTRIBUTION	6/26/20	2020	$587.16	$0.00
0200	0884220	88	0340		PVCI20CI302592	ROOT BROS MFG & SUPPLY C	7/1/20	2020	$542.40	$0.00
0200	0884220	88	0340		PVCI20CI303110	ROOT BROS MFG & SUPPLY C	7/20/20	2020	$320.90	$0.00
0200	0884220	88	0340		PVCI20CI303127	GRAYBAR ELECTRIC CO INC	7/21/20	2020	$527.21	$0.00
0200	0884220	88	0340		PVCI20CI303135	JOHNSON PIPE & SUPPLY CO	7/21/20	2020	$2,423.13	$0.00
0200	0884220	88	0340		PVCI20CI303157	INTER-CITY SUPPLY CO., INC.	7/21/20	2020	$258.72	$0.00
0200	0884220	88	0340		PVCI20CI303169	ROOT BROS MFG & SUPPLY C	7/22/20	2020	$313.08	$0.00
0200	0884220	88	0340		PVCI20CI303335	CHICAGO UNITED INDUSTRIE	8/3/20	2020	$2,290.80	$0.00
0200	0884220	88	0340		PVCI20CI303531	INTER-CITY SUPPLY CO., INC.	8/14/20	2020	$155.76	$0.00
0200	0884220	88	0340		PVCI20CI303700	JOHNSON PIPE & SUPPLY CO	9/1/20	2020	$1,617.11	$0.00
0200	0884220	88	0340		PVCI20CI303816	JOHNSON PIPE & SUPPLY CO	9/10/20	2020	$484.00	$0.00
0200	0884220	88	0340		PVCI20CI305109	GRAYBAR ELECTRIC CO INC	9/24/20	2020	$256.29	$0.00
0200	0884220	88	0340		PVCI20CI305468	INTER-CITY SUPPLY CO., INC.	10/5/20	2020	$408.57	$0.00
0200	0884220	88	0340		PVCI20CI305644	CHICAGO UNITED INDUSTRIE	10/16/20	2020	$5,043.00	$0.00
0200	0884220	88	0340		PVCI20CI305838	AZTEC SUPPLY CORPORATIO	10/28/20	2020	$3,786.40	$0.00
0200	0884220	88	0340		PVCI20CI306231	PRODUCTION DISTRIBUTION	12/1/20	2020	$1,540.00	$0.00
0200	0884220	88	0340		PVCI20CI306272	INTER-CITY SUPPLY CO., INC.	12/3/20	2020	$1,214.27	$0.00
0200	0884220	88	0340		PVCI20CI306432	ROOT BROS MFG & SUPPLY C	12/15/20	2020	$230.55	$0.00
0200	0884220	88	0340		PVCI20CI306508	CHICAGO UNITED INDUSTRIE	12/14/20	2020	$2,082.99	$0.00
0200	0884220	88	0340		PVCI20CI306632	ROOT BROS MFG & SUPPLY C	12/29/20	2020	$269.70	$0.00
0200	0884220	88	0340		PVCI20CI307194	ROOT BROS MFG & SUPPLY C	1/19/21	2020	$2,389.38	$0.00
0200	0884220	88	0340		PVCI20CI307654	ROOT BROS MFG & SUPPLY C	2/16/21	2020	$66.68	$0.00

0200	0884220	88	0340	220340	PVCI20CI500111	ROOT BROS MFG & SUPPLY C	2/21/20	2020	$524.95	$0.00
0200	0884230	88	0340		PVCI20CI300885	CHICAGO UNITED INDUSTRIE	3/31/20	2020	$420.12	$0.00
0200	0884230	88	0340		PVCI20CI301217	GRAYBAR ELECTRIC CO INC	4/20/20	2020	$307.74	$0.00
0200	0884230	88	0340		PVCI20CI301251	GRAYBAR ELECTRIC CO INC	4/22/20	2020	$670.28	$0.00
0200	0884230	88	0340		PVCI20CI301448	JOHNSON PIPE & SUPPLY CO	5/1/20	2020	$126.43	$0.00
0200	0884230	88	0340		PVCI20CI301655	GRAYBAR ELECTRIC CO INC	5/8/20	2020	$43.50	$0.00
0200	0884230	88	0340		PVCI20CI301791	AZTEC SUPPLY CORPORATIO	5/15/20	2020	$1,269.31	$0.00
0200	0884230	88	0340		PVCI20CI302246	ROOT BROS MFG & SUPPLY C	6/8/20	2020	$1,908.00	$0.00
0200	0884230	88	0340		PVCI20CI302264	JOHNSON PIPE & SUPPLY CO	6/9/20	2020	$29.52	$0.00
0200	0884230	88	0340		PVCI20CI302594	JOHNSON PIPE & SUPPLY CO	7/1/20	2020	$16.00	$0.00
0200	0884230	88	0340		PVCI20CI303043	GRAYBAR ELECTRIC CO INC	7/16/20	2020	$2,887.25	$0.00
0200	0884230	88	0340		PVCI20CI303084	GRAYBAR ELECTRIC CO INC	7/17/20	2020	$934.91	$0.00
0200	0884230	88	0340		PVCI20CI303158	CHICAGO UNITED INDUSTRIE	7/21/20	2020	$4,478.88	$0.00
0200	0884230	88	0340		PVCI20CI303199	PRODUCTION DISTRIBUTION	7/23/20	2020	$199.00	$0.00
0200	0884230	88	0340		PVCI20CI303700	JOHNSON PIPE & SUPPLY CO	9/1/20	2020	$7,816.37	$0.00
0200	0884230	88	0340		PVCI20CI305081	CHICAGO UNITED INDUSTRIE	11/10/20	2020	$3,538.80	$0.00
0200	0884230	88	0340		PVCI20CI305479	AZTEC SUPPLY CORPORATIO	10/6/20	2020	$1,133.06	$0.00
0200	0884230	88	0340		PVCI20CI305646	AZTEC SUPPLY CORPORATIO	10/16/20	2020	$1,109.90	$0.00
0200	0884230	88	0340		PVCI20CI305838	AZTEC SUPPLY CORPORATIO	10/28/20	2020	$149.36	$0.00
0200	0884230	88	0340		PVCI20CI306428	CHICAGO UNITED INDUSTRIE	12/15/20	2020	$229.32	$0.00
0200	0884230	88	0340		PVCI20CI306680	JOHNSON PIPE & SUPPLY CO	12/30/20	2020	$2,053.36	$0.00
0200	0994488	99	0905		PVCI20CI301197	B&W CONTROL SYSTEMS INT	4/17/20	2020	$3,628.50	$0.00
0200	0994488	99	0905		PVCI20CI301221	B&W CONTROL SYSTEMS INT	4/20/20	2020	$1,045.50	$0.00
				220340			**Sum:**		**$4,981,492.59**	**$170,407.46**

Fund Code	Cost Center Code	Depart ment Code	Approp riation Code	Account Code	Transaction Reference	Vendor Reference	Posted Date	Year	JE Line Debits	JE Line Credits
0200	0882020	88	0342	220342	PVCI20CI302419	SET ENVIRONMENTAL INC	6/22/20	2020	$21,098.03	$0.00
0200	0882020	88	0342		PVCI20CI302430	SET ENVIRONMENTAL INC	6/22/20	2020	$19,096.80	$0.00
0200	0882020	88	0342		PVCI20CI302431	SET ENVIRONMENTAL INC	6/22/20	2020	$51,063.19	$0.00
0200	0882020	88	0342		PVCI20CI3070256	STEINER SECURITY SERVICE	1/12/21	2020	$2,865.92	$0.00
0200	0882020	88	0342		PVCI20CI3070267	STEINER SECURITY SERVICE	1/12/21	2020	$8,597.76	$0.00
0200	0882020	88	0342		PVCI20CI307051	STEINER SECURITY SERVICE	1/11/21	2020	$16,413.36	$0.00
0200	0882020	88	0342		PVCI20CI307059	STEINER SECURITY SERVICE	1/12/21	2020	$109,384.38	$0.00
0200	0882020	88	0342		PVCI20CI307060	STEINER SECURITY SERVICE	1/12/21	2020	$109,507.85	$0.00
0200	0882020	88	0342		PVCI20CI307061	STEINER SECURITY SERVICE	1/12/21	2020	$53,128.90	$0.00
0200	0882020	88	0342		PVCI20CI700545	HERC RENTALS INC	4/13/20	2020	$10,627.66	$0.00
0200	0884146	88	0342		PVCI20CI300075	H-O-H WATER TECHNOLOGY	2/6/20	2020	$4,825.00	$0.00
0200	0884146	88	0342		PVCI20CI301849	H-O-H WATER TECHNOLOGY	5/19/20	2020	$5,325.00	$0.00
0200	0884150	88	0342		PVCI20CI200425	SOLVAY FLUORIDES, LLC.	3/10/20	2020	$128,167.06	$0.00

0200	0884150	88	0342	220342	PVCI20CI200426	CARUS CORP.	3/10/20	2020	$125,917.44	$0.00
0200	0884150	88	0342		PVCI20CI201142	SOLVAY FLUORIDES, LLC.	4/15/20	2020	$39,552.73	$0.00
0200	0884150	88	0342		PVCI20CI201494	ALEXANDER CHEMICAL CORF	5/5/20	2020	$18,720.00	$0.00
0200	0884150	88	0342		PVCI20CI300390	POLYDYNE, INC	3/10/20	2020	$10,814.37	$0.00
0200	0884150	88	0342		PVCI20CI300410	ALEXANDER CHEMICAL CORF	3/10/20	2020	$42,510.00	$0.00
0200	0884150	88	0342		PVCI20CI300427	POLYDYNE, INC	3/11/20	2020	$10,819.20	$0.00
0200	0884150	88	0342		PVCI20CI300430	USALCO	3/11/20	2020	$222,460.60	$0.00
0200	0884150	88	0342		PVCI20CI300458	PALM ELECTRIC COMPANY	3/12/20	2020	$53,703.00	$0.00
0200	0884150	88	0342		PVCI20CI300458	PALM ELECTRIC COMPANY	3/13/20	2020	$0.00	$53,703.00
0200	0884150	88	0342		PVCI20CI300473	ALEXANDER CHEMICAL CORF	3/12/20	2020	$18,720.00	$0.00
0200	0884150	88	0342		PVCI20CI300924	GRAYBAR ELECTRIC CO INC	4/3/20	2020	$28,632.36	$0.00
0200	0884150	88	0342		PVCI20CI300924	GRAYBAR ELECTRIC CO INC	4/29/20	2020	$0.00	$28,632.36
0200	0884150	88	0342		PVCI20CI300974	CHICAGO UNITED INDUSTRIE	4/7/20	2020	$511.45	$0.00
0200	0884150	88	0342		PVCI20CI301063	USALCO	4/10/20	2020	$223,405.90	$0.00
0200	0884150	88	0342		PVCI20CI301119	THOMAS SCIENTIFIC	4/14/20	2020	$21,968.40	$0.00
0200	0884150	88	0342		PVCI20CI301144	SOLVAY FLUORIDES, LLC.	4/15/20	2020	$48,759.30	$0.00
0200	0884150	88	0342		PVCI20CI301158	SOLVAY FLUORIDES, LLC.	4/16/20	2020	$9,990.14	$0.00
0200	0884150	88	0342		PVCI20CI301495	ALEXANDER CHEMICAL CORF	5/5/20	2020	$23,010.00	$0.00
0200	0884150	88	0342		PVCI20CI301597	CARUS CORP.	5/5/20	2020	$62,379.70	$0.00
0200	0884150	88	0342		PVCI20CI301610	CARUS CORP.	5/6/20	2020	$62,465.28	$0.00
0200	0884150	88	0342		PVCI20CI301611	CARUS CORP.	5/6/20	2020	$62,929.92	$0.00
0200	0884150	88	0342		PVCI20CI301612	CARUS CORP.	5/6/20	2020	$62,576.64	$0.00
0200	0884150	88	0342		PVCI20CI301614	POLYDYNE, INC	5/6/20	2020	$9,549.54	$0.00
0200	0884150	88	0342		PVCI20CI301614	POLYDYNE, INC	7/30/20	2020	$0.00	$9,549.54
0200	0884150	88	0342		PVCI20CI301659	POLYDYNE, INC	5/8/20	2020	$9,232.08	$0.00
0200	0884150	88	0342		PVCI20CI301662	ALEXANDER CHEMICAL CORF	5/8/20	2020	$51,480.00	$0.00
0200	0884150	88	0342		PVCI20CI301665	SOLVAY FLUORIDES, LLC.	5/8/20	2020	$80,799.50	$0.00
0200	0884150	88	0342		PVCI20CI301676	USALCO	5/11/20	2020	$145,891.30	$0.00
0200	0884150	88	0342		PVCI20CI301699	POLYDYNE, INC	5/12/20	2020	$9,575.28	$0.00
0200	0884150	88	0342		PVCI20CI301777	H-O-H WATER TECHNOLOGY	5/14/20	2020	$980.00	$0.00
0200	0884150	88	0342		PVCI20CI301777	H-O-H WATER TECHNOLOGY	5/27/20	2020	$0.00	$980.00
0200	0884150	88	0342		PVCI20CI302064	USALCO	5/26/20	2020	$25,041.00	$0.00
0200	0884150	88	0342		PVCI20CI302203	JOHNSON PIPE & SUPPLY CO	6/4/20	2020	$835.75	$0.00
0200	0884150	88	0342		PVCI20CI302272	JOHNSON PIPE & SUPPLY CO	6/9/20	2020	$13,550.00	$0.00
0200	0884150	88	0342		PVCI20CI302354	SOLVAY FLUORIDES, LLC.	6/12/20	2020	$9,764.60	$0.00
0200	0884150	88	0342		PVCI20CI302377	ALEXANDER CHEMICAL CORF	6/18/20	2020	$18,720.00	$0.00
0200	0884150	88	0342		PVCI20CI302378	ALEXANDER CHEMICAL CORF	6/18/20	2020	$18,720.00	$0.00
0200	0884150	88	0342		PVCI20CI302437	CARUS CORP.	6/23/20	2020	$125,572.11	$0.00
0200	0884150	88	0342		PVCI20CI303105	CHICAGO UNITED INDUSTRIE	7/20/20	2020	$11,353.56	$0.00

0200	0884150	88	0342	220342	PVCI20CI303170	ALEXANDER CHEMICAL CORP	7/22/20	2020	$79,170.00	$0.00
0200	0884150	88	0342		PVCI20CI303219	SOLVAY FLUORIDES, LLC.	7/27/20	2020	$59,276.83	$0.00
0200	0884150	88	0342		PVCI20CI303221	CARUS CORP.	7/27/20	2020	$204,077.16	$0.00
0200	0884150	88	0342		PVCI20CI303225	USALCO	7/27/20	2020	$72,157.90	$0.00
0200	0884150	88	0342		PVCI20CI303231	CARUS CORP.	7/29/20	2020	$84,675.42	$16,787.70
0200	0884150	88	0342		PVCI20CI303232	SOLVAY FLUORIDES, LLC.	7/29/20	2020	$19,746.28	$0.00
0200	0884150	88	0342		PVCI20CI303288	THOMAS SCIENTIFIC	7/30/20	2020	$2,786.26	$0.00
0200	0884150	88	0342		PVCI20CI303453	ANCHOR MECHANICAL, INC	8/10/20	2020	$8,243.60	$0.00
0200	0884150	88	0342		PVCI20CI303530	THOMAS SCIENTIFIC	9/18/20	2020	$824.88	$0.00
0200	0884150	88	0342		PVCI20CI303539	H-O-H WATER TECHNOLOGY (	8/17/20	2020	$980.00	$0.00
0200	0884150	88	0342		PVCI20CI303590	H-O-H WATER TECHNOLOGY (	8/19/20	2020	$9,950.00	$0.00
0200	0884150	88	0342		PVCI20CI303637	H-O-H WATER TECHNOLOGY (	8/21/20	2020	$1,125.00	$0.00
0200	0884150	88	0342		PVCI20CI303646	THOMAS SCIENTIFIC	8/21/20	2020	$738.90	$0.00
0200	0884150	88	0342		PVCI20CI303647	THOMAS SCIENTIFIC	8/21/20	2020	$9,199.40	$0.00
0200	0884150	88	0342		PVCI20CI303648	THOMAS SCIENTIFIC	8/21/20	2020	$1,004.73	$0.00
0200	0884150	88	0342		PVCI20CI303675	THOMAS SCIENTIFIC	8/31/20	2020	$294.38	$0.00
0200	0884150	88	0342		PVCI20CI304048	CARUS CORP.	9/22/20	2020	$50,102.28	$0.00
0200	0884150	88	0342		PVCI20CI304049	CARUS CORP.	9/22/20	2020	$185,894.28	$0.00
0200	0884150	88	0342		PVCI20CI304050	POLYDYNE, INC	9/22/20	2020	$22,605.91	$0.00
0200	0884150	88	0342		PVCI20CI304077	CARUS CORP.	9/23/20	2020	$33,844.50	$0.00
0200	0884150	88	0342		PVCI20CI304080	ALEXANDER CHEMICAL CORP	9/23/20	2020	$23,400.00	$0.00
0200	0884150	88	0342		PVCI20CI304081	ALEXANDER CHEMICAL CORP	9/23/20	2020	$23,400.00	$0.00
0200	0884150	88	0342		PVCI20CI304082	ALEXANDER CHEMICAL CORP	9/23/20	2020	$18,720.00	$0.00
0200	0884150	88	0342		PVCI20CI304083	ALEXANDER CHEMICAL CORP	9/23/20	2020	$14,040.00	$0.00
0200	0884150	88	0342		PVCI20CI304084	ALEXANDER CHEMICAL CORP	9/23/20	2020	$14,040.00	$0.00
0200	0884150	88	0342		PVCI20CI304085	SOLVAY FLUORIDES, LLC.	9/23/20	2020	$49,193.30	$0.00
0200	0884150	88	0342		PVCI20CI304091	SOLVAY FLUORIDES, LLC.	9/23/20	2020	$59,132.71	$0.00
0200	0884150	88	0342		PVCI20CI305064	H-O-H WATER TECHNOLOGY (	11/9/20	2020	$3,000.00	$0.00
0200	0884150	88	0342		PVCI20CI305095	SOLVAY FLUORIDES, LLC.	9/24/20	2020	$9,919.88	$0.00
0200	0884150	88	0342		PVCI20CI305212	USALCO	10/1/20	2020	$112,243.92	$0.00
0200	0884150	88	0342		PVCI20CI305232	USALCO	10/2/20	2020	$74,506.74	$0.00
0200	0884150	88	0342		PVCI20CI305273	H-O-H WATER TECHNOLOGY (	11/12/20	2020	$980.00	$0.00
0200	0884150	88	0342		PVCI20CI305809	Atlas Carbon LLC	10/27/20	2020	$204,284.40	$0.00
0200	0884150	88	0342		PVCI20CI305837	POLYDYNE, INC	10/28/20	2020	$1,682.86	$0.00
0200	0884150	88	0342		PVCI20CI305897	POLYDYNE, INC	10/29/20	2020	$1,745.42	$0.00
0200	0884150	88	0342		PVCI20CI305910	USALCO	10/29/20	2020	$112,243.92	$0.00
0200	0884150	88	0342		PVCI20CI305939	ALEXANDER CHEMICAL CORP	10/30/20	2020	$32,760.00	$0.00
0200	0884150	88	0342		PVCI20CI305946	CARUS CORP.	10/30/20	2020	$50,719.14	$0.00
0200	0884150	88	0342		PVCI20CI305949	SOLVAY FLUORIDES, LLC.	10/30/20	2020	$78,623.24	$0.00

0200	0884150	88	0342	220342	PVCI20CI305952	ALEXANDER CHEMICAL CORP	11/2/20	2020	$60,840.00	$0.00
0200	0884150	88	0342		PVCI20CI305964	POLYDYNE, INC	11/2/20	2020	$22,261.01	$0.00
0200	0884150	88	0342		PVCI20CI306169	THOMAS SCIENTIFIC	11/30/20	2020	$2,116.76	$0.00
0200	0884150	88	0342		PVCI20CI306170	THOMAS SCIENTIFIC	11/30/20	2020	$568.34	$0.00
0200	0884150	88	0342		PVCI20CI306285	THOMAS SCIENTIFIC	12/7/20	2020	$53.01	$0.00
0200	0884150	88	0342		PVCI20CI306332	Atlas Carbon LLC	12/9/20	2020	$133,033.10	$0.00
0200	0884150	88	0342		PVCI20CI306351	Atlas Carbon LLC	12/10/20	2020	$66,789.40	$0.00
0200	0884150	88	0342		PVCI20CI306391	SOLVAY FLUORIDES, LLC.	12/11/20	2020	$73,149.60	$0.00
0200	0884150	88	0342		PVCI20CI306396	POLYDYNE, INC	12/11/20	2020	$22,063.20	$0.00
0200	0884150	88	0342		PVCI20CI306397	ALEXANDER CHEMICAL CORP	12/11/20	2020	$42,120.00	$0.00
0200	0884150	88	0342		PVCI20CI306403	USALCO	12/11/20	2020	$38,059.72	$0.00
0200	0884150	88	0342		PVCI20CI306431	ALEXANDER CHEMICAL CORP	1/14/21	2020	$14,040.00	$0.00
0200	0884150	88	0342		PVCI20CI306433	USALCO	12/15/20	2020	$150,948.72	$0.00
0200	0884150	88	0342		PVCI20CI307006	THOMAS SCIENTIFIC	1/8/21	2020	$294.38	$0.00
0200	0884150	88	0342		PVCI20CI307020	SOLVAY FLUORIDES, LLC.	1/13/21	2020	$99,649.84	$0.00
0200	0884150	88	0342		PVCI20CI307027	CARUS CORP.	1/11/21	2020	$3,821.12	$0.00
0200	0884150	88	0342		PVCI20CI307031	SOLVAY FLUORIDES, LLC.	1/11/21	2020	$16,348.26	$0.00
0200	0884150	88	0342		PVCI20CI307034	USALCO	1/11/21	2020	$111,096.10	$0.00
0200	0884150	88	0342		PVCI20CI307035	ALEXANDER CHEMICAL CORP	1/11/21	2020	$23,400.00	$0.00
0200	0884150	88	0342		PVCI20CI307046	ALEXANDER CHEMICAL CORP	1/11/21	2020	$23,400.00	$0.00
0200	0884150	88	0342		PVCI20CI307047	ALEXANDER CHEMICAL CORP	1/11/21	2020	$18,720.00	$0.00
0200	0884150	88	0342		PVCI20CI307338	CARUS CORP.	1/26/21	2020	$257,046.02	$0.00
0200	0884150	88	0342		PVCI20CI307465	SOLVAY FLUORIDES, LLC.	2/3/21	2020	$39,477.84	$0.00
0200	0884150	88	0342		PVCI20CI307470	POLYDYNE, INC	2/3/21	2020	$11,836.15	$0.00
0200	0884150	88	0342		PVCI20CI307471	USALCO	2/3/21	2020	$75,411.04	$0.00
0200	0884150	88	0342		PVCI20CI307476	ALEXANDER CHEMICAL CORP	2/4/21	2020	$23,400.00	$0.00
0200	0884150	88	0342		PVCI20CI307483	CARUS CORP.	2/4/21	2020	$33,608.52	$0.00
0200	0884150	88	0342		PVCI20CI307503	CARUS CORP.	2/5/21	2020	$100,452.96	$0.00
0200	0884150	88	0342		PVCI20CI307636	H-O-H WATER TECHNOLOGY (	2/16/21	2020	$1,050.00	$0.00
0200	0884150	88	0342		PVCI20CI307702	THOMAS SCIENTIFIC	2/23/21	2020	$6,865.59	$0.00
0200	0884150	88	0342		PVCI20CI330058	THOMAS SCIENTIFIC	3/8/21	2020	$1,967.70	$0.00
0200	0884150	88	0342		PVCI20CI501028	SOLVAY FLUORIDES, LLC.	6/17/20	2020	$39,508.49	$0.00
0200	0884150	88	0342		PVCI20CI700148	H-O-H WATER TECHNOLOGY (	2/21/20	2020	$132.00	$0.00
0200	0884150	88	0342		PVCI20CI700950	SOLVAY FLUORIDES, LLC.	6/16/20	2020	$10,508.34	$0.00
0200	0884150	88	0342		PVCI20CI700951	SOLVAY FLUORIDES, LLC.	6/16/20	2020	$29,474.46	$0.00
0200	0884150	88	0342		PVCI20CI700955	USALCO	6/16/20	2020	$108,079.30	$0.00
0200	0884150	88	0342		PVCI20CI700961	POLYDYNE, INC	6/16/20	2020	$22,555.19	$0.00
0200	0884155	88	0342		PV88208801119	ALEXANDER CHEMICAL CORP	8/25/20	2020	$3,406.32	$0.00
0200	0884155	88	0342		PVCI20C13027171	POLYDYNE, INC	7/7/20	2020	$11,244.62	$11,244.62

0200	0884155	88	0342	220342	PVCI20CI300229	ALEXANDER CHEMICAL CORF	2/18/20	2020	$4,680.00	$4,680.00
0200	0884155	88	0342		PVCI20CI300335	CARUS CORP.	3/6/20	2020	$66,454.20	$0.00
0200	0884155	88	0342		PVCI20CI300491	USALCO	3/12/20	2020	$72,473.00	$0.00
0200	0884155	88	0342		PVCI20CI300492	SOLVAY FLUORIDES, LLC.	3/12/20	2020	$46,996.86	$0.00
0200	0884155	88	0342		PVCI20CI300816	ALEXANDER CHEMICAL CORF	3/16/20	2020	$23,400.00	$0.00
0200	0884155	88	0342		PVCI20CI300817	USALCO	3/16/20	2020	$72,157.90	$0.00
0200	0884155	88	0342		PVCI20CI300867	SET ENVIRONMENTAL INC	3/30/20	2020	$151,072.84	$0.00
0200	0884155	88	0342		PVCI20CI301605	SOLVAY FLUORIDES, LLC.	5/6/20	2020	$57,395.38	$0.00
0200	0884155	88	0342		PVCI20CI301613	ALEXANDER CHEMICAL CORF	5/6/20	2020	$18,330.00	$0.00
0200	0884155	88	0342		PVCI20CI301622	CARUS CORP.	5/6/20	2020	$78,743.04	$15,682.56
0200	0884155	88	0342		PVCI20CI301623	CARUS CORP.	5/6/20	2020	$109,752.96	$0.00
0200	0884155	88	0342		PVCI20CI301631	CARUS CORP.	5/7/20	2020	$9,480.00	$1,303.50
0200	0884155	88	0342		PVCI20CI301635	USALCO	5/7/20	2020	$108,709.50	$0.00
0200	0884155	88	0342		PVCI20CI301671	CARUS CORP.	5/11/20	2020	$3,555.00	$0.00
0200	0884155	88	0342		PVCI20CI301720	SOLVAY FLUORIDES, LLC.	5/12/20	2020	$20,192.70	$10,045.01
0200	0884155	88	0342		PVCI20CI301721	SOLVAY FLUORIDES, LLC.	5/12/20	2020	$19,867.91	$0.00
0200	0884155	88	0342		PVCI20CI301744	SOLVAY FLUORIDES, LLC.	5/13/20	2020	$19,169.12	$0.00
0200	0884155	88	0342		PVCI20CI301749	USALCO	5/13/20	2020	$25,041.00	$0.00
0200	0884155	88	0342		PVCI20CI301749	USALCO	5/22/20	2020	$0.00	$25,041.00
0200	0884155	88	0342		PVCI20CI301788	CARUS CORP.	5/15/20	2020	$67,932.08	$0.00
0200	0884155	88	0342		PVCI20CI301804	ALEXANDER CHEMICAL CORF	5/15/20	2020	$32,760.00	$0.00
0200	0884155	88	0342		PVCI20CI301805	USALCO	5/15/20	2020	$72,788.10	$0.00
0200	0884155	88	0342		PVCI20CI301842	POLYDYNE, INC	5/19/20	2020	$10,785.39	$0.00
0200	0884155	88	0342		PVCI20CI302379	SOLVAY FLUORIDES, LLC.	6/18/20	2020	$39,614.59	$0.00
0200	0884155	88	0342		PVCI20CI302739	POLYDYNE, INC	7/7/20	2020	$11,244.62	$0.00
0200	0884155	88	0342		PVCI20CI302740	USALCO	7/7/20	2020	$72,473.00	$0.00
0200	0884155	88	0342		PVCI20CI302742	ALEXANDER CHEMICAL CORF	7/7/20	2020	$9,360.00	$0.00
0200	0884155	88	0342		PVCI20CI302743	ALEXANDER CHEMICAL CORF	7/7/20	2020	$9,360.00	$0.00
0200	0884155	88	0342		PVCI20CI303245	SOLVAY FLUORIDES, LLC.	7/29/20	2020	$39,727.99	$0.00
0200	0884155	88	0342		PVCI20CI303252	ALEXANDER CHEMICAL CORF	7/29/20	2020	$37,440.00	$0.00
0200	0884155	88	0342		PVCI20CI303268	POLYDYNE, INC	7/30/20	2020	$20,870.24	$0.00
0200	0884155	88	0342		PVCI20CI303274	USALCO	7/30/20	2020	$73,861.66	$0.00
0200	0884155	88	0342		PVCI20CI303276	SOLVAY FLUORIDES, LLC.	7/30/20	2020	$9,798.36	$0.00
0200	0884155	88	0342		PVCI20CI303281	CARUS CORP.	7/30/20	2020	$203,127.62	$0.00
0200	0884155	88	0342		PVCI20CI303630	H-O-H WATER TECHNOLOGY I	8/20/20	2020	$29,400.00	$0.00
0200	0884155	88	0342		PVCI20CI303637	H-O-H WATER TECHNOLOGY I	8/21/20	2020	$9,800.00	$0.00
0200	0884155	88	0342		PVCI20CI304047	SOLVAY FLUORIDES, LLC.	9/22/20	2020	$39,646.11	$0.00
0200	0884155	88	0342		PVCI20CI304048	CARUS CORP.	9/22/20	2020	$38,886.03	$0.00
0200	0884155	88	0342		PVCI20CI304048	CARUS CORP.	2/5/21	2020	$36,057.38	$0.00

0200	0884155	88	0342	220342	PVCI20CI304051	USALCO	9/22/20	2020	$110,953.76	$0.00
0200	0884155	88	0342		PVCI20CI304063	POLYDYNE, INC	9/22/20	2020	$11,285.20	$0.00
0200	0884155	88	0342		PVCI20CI305100	ALEXANDER CHEMICAL CORF	9/24/20	2020	$18,720.00	$0.00
0200	0884155	88	0342		PVCI20CI305101	ALEXANDER CHEMICAL CORF	9/24/20	2020	$14,040.00	$0.00
0200	0884155	88	0342		PVCI20CI305114	CARUS CORP.	9/24/20	2020	$16,671.78	$0.00
0200	0884155	88	0342		PVCI20CI305126	H-O-H WATER TECHNOLOGY (	9/25/20	2020	$2,940.00	$0.00
0200	0884155	88	0342		PVCI20CI305246	ALEXANDER CHEMICAL CORF	10/2/20	2020	$4,680.00	$0.00
0200	0884155	88	0342		PVCI20CI305809	Atlas Carbon LLC	10/27/20	2020	$118,106.60	$0.00
0200	0884155	88	0342		PVCI20CI305837	POLYDYNE, INC	10/28/20	2020	$1,619.47	$0.00
0200	0884155	88	0342		PVCI20CI305907	SOLVAY FLUORIDES, LLC.	10/29/20	2020	$48,339.60	$0.00
0200	0884155	88	0342		PVCI20CI305908	ALEXANDER CHEMICAL CORF	10/29/20	2020	$42,120.00	$0.00
0200	0884155	88	0342		PVCI20CI305909	CARUS CORP.	10/29/20	2020	$101,849.32	$0.00
0200	0884155	88	0342		PVCI20CI305933	SOLVAY FLUORIDES, LLC.	10/30/20	2020	$9,896.09	$0.00
0200	0884155	88	0342		PVCI20CI305946	CARUS CORP.	10/30/20	2020	$148,245.63	$0.00
0200	0884155	88	0342		PVCI20CI305951	CARUS CORP.	10/30/20	2020	$68,529.42	$0.00
0200	0884155	88	0342		PVCI20CI305964	POLYDYNE, INC	11/2/20	2020	$11,412.00	$0.00
0200	0884155	88	0342		PVCI20CI305981	CARUS CORP.	11/3/20	2020	$17,098.20	$0.00
0200	0884155	88	0342		PVCI20CI305984	USALCO	11/3/20	2020	$111,598.84	$0.00
0200	0884155	88	0342		PVCI20CI306028	Atlas Carbon LLC	11/4/20	2020	$95,326.30	$0.00
0200	0884155	88	0342		PVCI20CI30630	USALCO	12/21/20	2020	$37,092.10	$0.00
0200	0884155	88	0342		PVCI20CI306395	CARUS CORP.	12/11/20	2020	$101,388.60	$16,924.32
0200	0884155	88	0342		PVCI20CI306410	CARUS CORP.	12/14/20	2020	$16,750.44	$0.00
0200	0884155	88	0342		PVCI20CI306414	SOLVAY FLUORIDES, LLC.	12/14/20	2020	$49,617.33	$0.00
0200	0884155	88	0342		PVCI20CI306430	CARUS CORP.	12/15/20	2020	$17,011.26	$0.00
0200	0884155	88	0342		PVCI20CI306458	CARUS CORP.	12/15/20	2020	$16,924.32	$0.00
0200	0884155	88	0342		PVCI20CI306484	Atlas Carbon LLC	12/16/20	2020	$37,995.70	$0.00
0200	0884155	88	0342		PVCI20CI306503	ALEXANDER CHEMICAL CORF	12/17/20	2020	$18,720.00	$0.00
0200	0884155	88	0342		PVCI20CI306513	CARUS CORP.	12/17/20	2020	$58,866.89	$0.00
0200	0884155	88	0342		PVCI20CI306624	H-O-H WATER TECHNOLOGY (	12/29/20	2020	$4,760.00	$0.00
0200	0884155	88	0342		PVCI20CI306700	CARUS CORP.	9/1/20	2020	$11,645.97	$0.00
0200	0884155	88	0342		PVCI20CI306961	CARUS CORP.	1/6/21	2020	$7,550.68	$0.00
0200	0884155	88	0342		PVCI20CI306968	SOLVAY FLUORIDES, LLC.	1/7/21	2020	$20,023.34	$0.00
0200	0884155	88	0342		PVCI20CI306972	SOLVAY FLUORIDES, LLC.	1/7/21	2020	$9,907.86	$0.00
0200	0884155	88	0342		PVCI20CI306984	CARUS CORP.	1/7/21	2020	$67,395.06	$0.00
0200	0884155	88	0342		PVCI20CI307001	POLYDYNE, INC	1/7/21	2020	$22,565.33	$0.00
0200	0884155	88	0342		PVCI20CI307002	USALCO	1/7/21	2020	$74,197.23	$0.00
0200	0884155	88	0342		PVCI20CI307017	ALEXANDER CHEMICAL CORF	1/8/21	2020	$28,080.00	$0.00
0200	0884155	88	0342		PVCI20CI307025	Atlas Carbon LLC	1/11/21	2020	$19,795.00	$0.00
0200	0884155	88	0342		PVCI20CI3070258	CARUS CORP.	1/12/21	2020	$33,645.19	$0.00

0200	0884155	88	0342	220342	PVCI20CI307027	CARUS CORP.	1/11/21	2020	$132,194.44	$0.00
0200	0884155	88	0342		PVCI20CI307465	SOLVAY FLUORIDES, LLC.	2/3/21	2020	$49,391.35	$0.00
0200	0884155	88	0342		PVCI20CI307470	POLYDYNE, INC	2/3/21	2020	$10,186.47	$0.00
0200	0884155	88	0342		PVCI20CI307475	ALEXANDER CHEMICAL CORF	2/4/21	2020	$37,440.00	$0.00
0200	0884155	88	0342		PVCI20CI307483	CARUS CORP.	2/4/21	2020	$33,964.56	$0.00
0200	0884155	88	0342		PVCI20CI307484	CARUS CORP.	2/4/21	2020	$23,529.83	$0.00
0200	0884155	88	0342		PVCI20CI307485	USALCO	2/4/21	2020	$110,874.41	$0.00
0200	0884155	88	0342		PVCI20CI307503	CARUS CORP.	2/5/21	2020	$50,789.52	$0.00
0200	0884155	88	0342		PVCI20CI307543	CARUS CORP.	2/8/21	2020	$22,028.99	$0.00
0200	0884155	88	0342		PVCI20CI307544	USALCO	2/8/21	2020	$25,843.29	$0.00
0200	0884155	88	0342		PVCI20CI307556	ALEXANDER CHEMICAL CORF	2/9/21	2020	$23,400.00	$0.00
0200	0884155	88	0342		PVCI20CI307557	USALCO	2/9/21	2020	$37,260.69	$0.00
0200	0884155	88	0342		PVCI20CI307569	SOLVAY FLUORIDES, LLC.	2/9/21	2020	$36,837.08	$0.00
0200	0884155	88	0342		PVCI20CI307573	CARUS CORP.	2/9/21	2020	$36,169.16	$0.00
0200	0884155	88	0342		PVCI20CI307589	CARUS CORP.	2/10/21	2020	$33,836.22	$0.00
0200	0884155	88	0342		PVCI20CI307617	CARUS CORP.	2/23/21	2020	$1,791.68	$0.00
0200	0884155	88	0342		PVCI20CI307620	POLYDYNE, INC	2/16/21	2020	$11,391.71	$0.00
0200	0884155	88	0342		PVCI20CI405863	CARUS CORP.	8/27/20	2020	$101,566.62	$0.00
0200	0884155	88	0342		PVCI20CI405869	SOLVAY FLUORIDES, LLC.	8/27/20	2020	$59,330.56	$0.00
0200	0884155	88	0342		PVCI20CI405878	POLYDYNE, INC	8/27/20	2020	$11,396.78	$0.00
0200	0884155	88	0342		PVCI20CI405879	USALCO	8/27/20	2020	$80,242.71	$0.00
0200	0884155	88	0342		PVCI20CI701662	ALEXANDER CHEMICAL CORF	8/27/20	2020	$42,120.00	$0.00
0200	0884155	88	0342		PVCI20CI701666	CARUS CORP.	8/27/20	2020	$28,995.97	$0.00
0200	0884165	88	0342		PVCI20CI307599	H-O-H WATER TECHNOLOGY	2/11/21	2020	$100.00	$0.00
0200	0884170	88	0342		PVCI20CI205035	THOMAS SCIENTIFIC	2/24/21	2020	$142.46	$0.00
0200	0884170	88	0342		PVCI20CI300892	IDEXX DISTRIBUTION, INC	3/31/20	2020	$46,231.34	$0.00
0200	0884170	88	0342		PVCI20CI300974	CHICAGO UNITED INDUSTRIE	4/7/20	2020	$40,050.89	$0.00
0200	0884170	88	0342		PVCI20CI301041	THOMAS SCIENTIFIC	4/9/20	2020	$174.38	$0.00
0200	0884170	88	0342		PVCI20CI301107	THOMAS SCIENTIFIC	4/14/20	2020	$62.32	$0.00
0200	0884170	88	0342		PVCI20CI301164	AIRGAS USA LLC	4/16/20	2020	$687.37	$0.00
0200	0884170	88	0342		PVCI20CI301253	AIRGAS USA LLC	4/22/20	2020	$2,231.38	$0.00
0200	0884170	88	0342		PVCI20CI302275	AIRGAS USA LLC	6/9/20	2020	$687.37	$0.00
0200	0884170	88	0342		PVCI20CI302372	CHICAGO UNITED INDUSTRIE	6/18/20	2020	$1,752.60	$0.00
0200	0884170	88	0342		PVCI20CI302440	AIRGAS USA LLC	6/23/20	2020	$356.19	$0.00
0200	0884170	88	0342		PVCI20CI303156	IDEXX DISTRIBUTION, INC	7/21/20	2020	$2,126.93	$0.00
0200	0884170	88	0342		PVCI20CI303164	AIRGAS USA LLC	7/21/20	2020	$687.37	$0.00
0200	0884170	88	0342		PVCI20CI303530	THOMAS SCIENTIFIC	8/14/20	2020	$3,086.46	$0.00
0200	0884170	88	0342		PVCI20CI303561	CHICAGO UNITED INDUSTRIE	8/18/20	2020	$4,553.40	$0.00
0200	0884170	88	0342		PVCI20CI303645	THOMAS SCIENTIFIC	8/21/20	2020	$8,754.57	$0.00

0200	0884170	88	0342	220342	PVCI20CI303645	THOMAS SCIENTIFIC	9/17/20	2020	$2,690.30	$2,690.30
0200	0884170	88	0342		PVCI20CI303653	THOMAS SCIENTIFIC	8/21/20	2020	$4,184.18	$117.79
0200	0884170	88	0342		PVCI20CI303654	THOMAS SCIENTIFIC	8/21/20	2020	$4,096.15	$141.64
0200	0884170	88	0342		PVCI20CI303684	IDEXX DISTRIBUTION, INC	8/31/20	2020	$35,821.35	$0.00
0200	0884170	88	0342		PVCI20CI303687	THOMAS SCIENTIFIC	9/1/20	2020	$1,075.41	$0.00
0200	0884170	88	0342		PVCI20CI304019	THOMAS SCIENTIFIC	9/18/20	2020	$3,254.74	$0.00
0200	0884170	88	0342		PVCI20CI304035	THOMAS SCIENTIFIC	9/21/20	2020	$5,013.99	$0.00
0200	0884170	88	0342		PVCI20CI305141	CHICAGO UNITED INDUSTRIE	10/5/20	2020	$1,180.00	$0.00
0200	0884170	88	0342		PVCI20CI305149	AIRGAS USA LLC	9/28/20	2020	$855.41	$0.00
0200	0884170	88	0342		PVCI20CI305176	AIRGAS USA LLC	9/29/20	2020	$2,373.56	$0.00
0200	0884170	88	0342		PVCI20CI305449	CHICAGO UNITED INDUSTRIE	11/17/20	2020	$9,940.35	$0.00
0200	0884170	88	0342		PVCI20CI305565	CHICAGO UNITED INDUSTRIE	10/13/20	2020	$2,411.90	$0.00
0200	0884170	88	0342		PVCI20CI305638	AIRGAS USA LLC	10/16/20	2020	$356.19	$0.00
0200	0884170	88	0342		PVCI20CI305961	THOMAS SCIENTIFIC	11/2/20	2020	$3,862.40	$0.00
0200	0884170	88	0342		PVCI20CI306426	THOMAS SCIENTIFIC	12/15/20	2020	$695.08	$0.00
0200	0884170	88	0342		PVCI20CI306585	CHICAGO UNITED INDUSTRIE	12/16/20	2020	$13,445.00	$0.00
0200	0884170	88	0342		PVCI20CI306597	THOMAS SCIENTIFIC	12/28/20	2020	$1,167.45	$0.00
0200	0884170	88	0342		PVCI20CI3070273	IDEXX DISTRIBUTION, INC	1/12/21	2020	$29,484.60	$0.00
0200	0884170	88	0342		PVCI20CI307064	THOMAS SCIENTIFIC	1/12/21	2020	$2,313.18	$0.00
0200	0884170	88	0342		PVCI20CI307188	CHICAGO UNITED INDUSTRIE	1/19/21	2020	$7,247.12	$0.00
0200	0884170	88	0342		PVCI20CI307262	CHICAGO UNITED INDUSTRIE	1/22/21	2020	$2,531.29	$0.00
0200	0884170	88	0342		PVCI20CI501707	AIRGAS USA LLC	8/24/20	2020	$936.35	$0.00
0200	0884170	88	0342		PVCI20CI501711	AIRGAS USA LLC	8/24/20	2020	$356.19	$0.00
0200	0884176	88	0342		PVCI20CI303848	CHICAGO UNITED INDUSTRIE	9/11/20	2020	$11,102.93	$0.00
0200	0884176	88	0342		PVCI20CI305680	CHICAGO UNITED INDUSTRIE	10/20/20	2020	$5,343.29	$0.00
0200	0884176	88	0342		PVCI20CI306672	CHICAGO UNITED INDUSTRIE	12/30/20	2020	$36,072.86	$0.00
0200	0884185	88	0342		PVCI20CI306667	H-O-H WATER TECHNOLOGY (	12/30/20	2020	$6,400.00	$0.00
0200	0884190	88	0342		PVCI20CI303311	H-O-H WATER TECHNOLOGY (	7/31/20	2020	$2,250.00	$0.00
0200	0884190	88	0342		PVCI20CI306404	H-O-H WATER TECHNOLOGY (	12/11/20	2020	$3,540.00	$0.00
0200	0884190	88	0342		PVCI20CI700296	H-O-H WATER TECHNOLOGY (	3/6/20	2020	$3,500.00	$0.00
				220342			**Sum:**		**$10,346,679.83**	**$197,523.34**

Fund Code	Cost Center Code	Department Code	Appropriation Code	Account Code	Transaction Reference	Vendor Reference	Posted Date	Year	JE Line Debits	JE Line Credits
0200	0882015	88	0345	220345	PVCI20CI306493	ROOT BROS MFG & SUPPLY C	12/16/20	2020	$79.40	$0.00
0200	0882015	88	0345		PVCI20CI306589	ROOT BROS MFG & SUPPLY C	12/16/20	2020	$644.64	$0.00
0200	0884146	88	0345		PVCI20CI500107	MSC INDUSTRIAL SUPPLY CO	2/21/20	2020	$372.96	$0.00
0200	0884150	88	0345		PVCI20CI204771	B&W CONTROL SYSTEMS INT	1/25/21	2020	$1,778.42	$0.00
0200	0884150	88	0345		PVCI20CI300088	MSC INDUSTRIAL SUPPLY CO	2/5/20	2020	$2,511.01	$0.00
0200	0884150	88	0345		PVCI20CI301357	MOTOROLA SOLUTIONS INC	4/27/20	2020	$26,065.00	$0.00

0200	0884150	88	0345	220345	PVCI20CI302601	JOHNSON PIPE & SUPPLY CO	7/1/20	2020	$20,582.54	$0.00
0200	0884150	88	0345		PVCI20CI302730	ROOT BROS MFG & SUPPLY C	7/6/20	2020	$1,633.50	$0.00
0200	0884150	88	0345		PVCI20CI302735	JOHNSON PIPE & SUPPLY CO	7/6/20	2020	$18,503.51	$0.00
0200	0884150	88	0345		PVCI20CI303080	ROOT BROS MFG & SUPPLY C	7/17/20	2020	$833.57	$0.00
0200	0884150	88	0345		PVCI20CI303105	CHICAGO UNITED INDUSTRIE	7/20/20	2020	$13,152.12	$0.00
0200	0884150	88	0345		PVCI20CI303279	CHICAGO UNITED INDUSTRIE	7/30/20	2020	$10,213.10	$0.00
0200	0884150	88	0345		PVCI20CI303730	B&W CONTROL SYSTEMS INT	9/2/20	2020	$50,237.20	$0.00
0200	0884150	88	0345		PVCI20CI303754	B&W CONTROL SYSTEMS INT	9/3/20	2020	$2,095.50	$0.00
0200	0884150	88	0345		PVCI20CI303764	AIR ONE EQUIPMENT INC	9/4/20	2020	$600.00	$0.00
0200	0884150	88	0345		PVCI20CI303945	AIR ONE EQUIPMENT INC	10/2/20	2020	$600.00	$0.00
0200	0884150	88	0345		PVCI20CI307427	B&W CONTROL SYSTEMS INT	2/1/21	2020	$18,063.87	$0.00
0200	0884150	88	0345		PVCI20CI307439	B&W CONTROL SYSTEMS INT	2/2/21	2020	$16,969.89	$0.00
0200	0884155	88	0345		PVCI20CI301208	AIR ONE EQUIPMENT INC	4/20/20	2020	$12,014.00	$0.00
0200	0884165	88	0345		PVCI20CI301438	JOHNSON PIPE & SUPPLY CO	5/1/20	2020	$1,181.46	$0.00
0200	0884170	88	0345		PVCI20CI301982	THOMAS SCIENTIFIC	5/20/20	2020	$14,760.00	$0.00
0200	0884170	88	0345		PVCI20CI302372	CHICAGO UNITED INDUSTRIE	6/18/20	2020	$1,083.38	$0.00
0200	0884175	88	0345		PVCI20CI303198	GRAYBAR ELECTRIC CO INC	7/23/20	2020	$1,141.94	$0.00
0200	0884176	88	0345		PVCI20CI302474	CHICAGO UNITED INDUSTRIE	6/24/20	2020	$29,925.29	$0.00
0200	0884185	88	0345		PVCI19CI307486	JOHNSON PIPE & SUPPLY CO	1/25/21	2020	$1,808.34	$1,808.34
0200	0884185	88	0345		PVCI20CI301238	JOHNSON PIPE & SUPPLY CO	4/21/20	2020	$3,789.76	$0.00
0200	0884185	88	0345		PVCI20CI307212	PRODUCTION DISTRIBUTION	1/19/21	2020	$918.60	$0.00
0200	0884185	88	0345		PVCI20CI330009	PRODUCTION DISTRIBUTION	3/2/21	2020	$866.88	$0.00
0200	0884190	88	0345		PVCI20CI300684	JOHNSON PIPE & SUPPLY CO	3/24/20	2020	$412.06	$0.00
0200	0884190	88	0345		PVCI20CI301385	AIR ONE EQUIPMENT INC	4/28/20	2020	$940.00	$0.00
0200	0884190	88	0345		PVCI20CI301437	JOHNSON PIPE & SUPPLY CO	5/1/20	2020	$412.06	$0.00
0200	0884192	88	0345		PVCI20CI306350	COURTESY ELECTRIC INC	12/10/20	2020	$1,296.00	$0.00
0200	0884205	88	0345		PVCI20CI302358	JOHNSON PIPE & SUPPLY CO	6/12/20	2020	$12,205.44	$0.00
0200	0884205	88	0345		PVCI20CI307152	SWANSON FLO	1/15/21	2020	$879.75	$0.00
0200	0884220	88	0345		PVCI20CI305559	JOHNSON PIPE & SUPPLY CO	10/13/20	2020	$540.90	$0.00
				220345			**Sum:**		**$269,112.09**	**$1,808.34**

Fund Code	Cost Center Code	Department Code	Appropriation Code	Account Code	Transaction Reference	Vendor Reference	Posted Date	Year	JE Line Debits	JE Line Credits
0200	0032005	03	0348	220348	PV03200300036	THOMSON REUTERS - WEST	10/21/20	2020	$128.00	$0.00
0200	0032005	03	0348		PV03200300048	THOMSON REUTERS - WEST	1/14/21	2020	$3.00	$0.00
0200	0882015	88	0348		PV88208801136	CHICAGO SUN TIMES	9/8/20	2020	$84.80	$0.00
				220348			**Sum:**		**$215.80**	**$0.00**

Fund Code	Cost Center Code	Department Code	Appropriation Code	Account Code	Transaction Reference	Vendor Reference	Posted Date	Year	JE Line Debits	JE Line Credits
0200	0032005	03	0350	220350	PV03200300052	OFFICE OF INSPECTOR GENE	1/19/21	2020	$3,269.00	$0.00

0200	0032005	03	0350	220350	PVCI20CI301601	OFFICE DEPOT LLC	5/5/20	2020	$872.29	$0.00
0200	0272020	27	0350		PVCI20CI300273	OFFICE DEPOT LLC	3/4/20	2020	$558.42	$0.00
0200	0272020	27	0350		PVCI20CI305082	OFFICE DEPOT LLC	11/10/20	2020	$1,927.40	$0.00
0200	0272020	27	0350		PVCI20CI307102	OFFICE DEPOT LLC	1/27/21	2020	$1,082.40	$0.00
0200	0272020	27	0350		PVCI20CI307103	OFFICE DEPOT LLC	1/13/21	2020	$134.00	$0.00
0200	0274641	27	0350		PVCI20CI305080	OFFICE DEPOT LLC	11/10/20	2020	$707.07	$0.00
0200	0274641	27	0350		PVCI20CI306001	OFFICE DEPOT LLC	11/3/20	2020	$267.87	$0.00
0200	0274641	27	0350		PVCI20CI306931	OFFICE DEPOT LLC	1/5/21	2020	$218.13	$0.00
0200	0881025	88	0350		PVCI20CI306422	OFFICE DEPOT LLC	12/14/20	2020	$3,831.67	$0.00
0200	0881025	88	0350		PVCI20CI306442	OFFICE DEPOT LLC	12/15/20	2020	$39.99	$0.00
0200	0882005	88	0350		PVCI20CI300366	OFFICE DEPOT LLC	3/9/20	2020	$340.40	$0.00
0200	0882005	88	0350		PVCI20CI300595	OFFICE DEPOT LLC	2/27/20	2020	$390.45	$0.00
0200	0882005	88	0350		PVCI20CI300595	OFFICE DEPOT LLC	3/10/20	2020	$0.00	$390.45
0200	0882005	88	0350		PVCI20CI300597	OFFICE DEPOT LLC	2/27/20	2020	$340.40	$340.40
0200	0882005	88	0350		PVCI20CI301024	OFFICE DEPOT LLC	9/15/20	2020	$19.98	$19.98
0200	0882005	88	0350		PVCI20CI302920	OFFICE DEPOT LLC	7/10/20	2020	$59.87	$0.00
0200	0882005	88	0350		PVCI20CI302963	OFFICE DEPOT LLC	7/13/20	2020	$256.70	$0.00
0200	0882005	88	0350		PVCI20CI303035	OFFICE DEPOT LLC	7/15/20	2020	$47.01	$7.02
0200	0882005	88	0350		PVCI20CI303144	OFFICE DEPOT LLC	7/21/20	2020	$7.02	$0.00
0200	0882005	88	0350		PVCI20CI303594	OFFICE DEPOT LLC	8/19/20	2020	$18.28	$0.00
0200	0882005	88	0350		PVCI20CI303596	OFFICE DEPOT LLC	8/19/20	2020	$902.32	$0.00
0200	0882005	88	0350		PVCI20CI303602	OFFICE DEPOT LLC	8/19/20	2020	$339.18	$0.00
0200	0882005	88	0350		PVCI20CI303606	OFFICE DEPOT LLC	8/19/20	2020	$102.57	$0.00
0200	0882005	88	0350		PVCI20CI303609	OFFICE DEPOT LLC	8/19/20	2020	$326.96	$0.00
0200	0882005	88	0350		PVCI20CI303616	OFFICE DEPOT LLC	8/20/20	2020	$191.76	$0.00
0200	0882005	88	0350		PVCI20CI304743	OFFICE DEPOT LLC	10/21/20	2020	$209.30	$0.00
0200	0882005	88	0350		PVCI20CI304744	OFFICE DEPOT LLC	10/21/20	2020	$15.98	$0.00
0200	0882005	88	0350		PVCI20CI304745	OFFICE DEPOT LLC	10/21/20	2020	$277.26	$0.00
0200	0882005	88	0350		PVCI20CI304747	OFFICE DEPOT LLC	10/21/20	2020	$14.69	$0.00
0200	0882005	88	0350		PVCI20CI305736	OFFICE DEPOT LLC	10/21/20	2020	$94.95	$0.00
0200	0882005	88	0350		PVCI20CI305738	OFFICE DEPOT LLC	10/21/20	2020	$41.31	$0.00
0200	0882005	88	0350		PVCI20CI305739	OFFICE DEPOT LLC	10/21/20	2020	$22.62	$0.00
0200	0882005	88	0350		PVCI20CI305743	OFFICE DEPOT LLC	10/22/20	2020	$20.58	$0.00
0200	0882005	88	0350		PVCI20CI305744	OFFICE DEPOT LLC	10/22/20	2020	$9.18	$0.00
0200	0882005	88	0350		PVCI20CI305747	OFFICE DEPOT LLC	10/22/20	2020	$38.81	$0.00
0200	0882005	88	0350		PVCI20CI305748	OFFICE DEPOT LLC	10/22/20	2020	$71.96	$0.00
0200	0882005	88	0350		PVCI20CI305775	OFFICE DEPOT LLC	10/23/20	2020	$5.49	$0.00
0200	0882005	88	0350		PVCI20CI307631	OFFICE DEPOT LLC	2/16/21	2020	$337.04	$0.00
0200	0882005	88	0350		PVCI20CI307633	OFFICE DEPOT LLC	2/16/21	2020	$57.98	$0.00

0200	0882005	88	0350	220350	PVCI20CI307679	OFFICE DEPOT LLC	2/18/21	2020	$920.89	$0.00
0200	0882005	88	0350		PVCI20CI308631	OFFICE DEPOT LLC	3/6/20	2020	$340.40	$340.40
0200	0882010	88	0350		PVCI20CI300621	OFFICE DEPOT LLC	2/28/20	2020	$1,339.60	$0.00
0200	0882010	88	0350		PVCI20CI301276	OFFICE DEPOT LLC	4/23/20	2020	$3,956.78	$0.00
0200	0882010	88	0350		PVCI20CI302955	OFFICE DEPOT LLC	7/13/20	2020	$1,013.85	$0.00
0200	0882010	88	0350		PVCI20CI302965	OFFICE DEPOT LLC	7/13/20	2020	$1,044.60	$0.00
0200	0882010	88	0350		PVCI20CI305750	OFFICE DEPOT LLC	10/22/20	2020	$135.89	$0.00
0200	0882010	88	0350		PVCI20CI306927	OFFICE DEPOT LLC	1/5/21	2020	$1,764.31	$0.00
0200	0882010	88	0350		PVCI20CI307680	OFFICE DEPOT LLC	2/18/21	2020	$47.99	$0.00
0200	0882015	88	0350		PVCI20CI300364	OFFICE DEPOT LLC	3/9/20	2020	$1,078.04	$0.00
0200	0882015	88	0350		PVCI20CI300596	OFFICE DEPOT LLC	2/27/20	2020	$2.75	$0.00
0200	0882015	88	0350		PVCI20CI305742	OFFICE DEPOT LLC	10/22/20	2020	$3,109.80	$3,109.80
0200	0882015	88	0350		PVCI20CI305774	OFFICE DEPOT LLC	10/23/20	2020	$3,109.80	$0.00
0200	0882020	88	0350		PVCI20CI300299	OFFICE DEPOT LLC	3/6/20	2020	$241.07	$0.00
0200	0882020	88	0350		PVCI20CI300308	OFFICE DEPOT LLC	3/6/20	2020	$830.45	$0.00
0200	0882020	88	0350		PVCI20CI300322	OFFICE DEPOT LLC	3/6/20	2020	$802.41	$0.00
0200	0882020	88	0350		PVCI20CI302948	OFFICE DEPOT LLC	7/13/20	2020	$2,107.66	$0.00
0200	0882020	88	0350		PVCI20CI302952	OFFICE DEPOT LLC	7/13/20	2020	$1,611.74	$0.00
0200	0882020	88	0350		PVCI20CI3029521	OFFICE DEPOT LLC	7/13/20	2020	$1,611.74	$1,611.74
0200	0882020	88	0350		PVCI20CI302964	OFFICE DEPOT LLC	7/13/20	2020	$1,231.08	$0.00
0200	0882020	88	0350		PVCI20CI303867	OFFICE DEPOT LLC	9/11/20	2020	$569.98	$0.00
0200	0882020	88	0350		PVCI20CI303873	OFFICE DEPOT LLC	9/11/20	2020	$84.95	$0.00
0200	0882020	88	0350		PVCI20CI304742	OFFICE DEPOT LLC	10/21/20	2020	$435.53	$0.00
0200	0882020	88	0350		PVCI20CI307269	OFFICE DEPOT LLC	12/3/20	2020	$1,741.00	$0.00
0200	0882020	88	0350		PVCI20CI307632	OFFICE DEPOT LLC	2/16/21	2020	$519.15	$0.00
0200	0882020	88	0350		PVCI20CI307634	OFFICE DEPOT LLC	2/16/21	2020	$1,499.25	$0.00
0200	0882025	88	0350		PVCI12CI044158	ICE MOUNTAIN	12/17/20	2020	$0.00	$205.57
0200	0882025	88	0350		PVCI20CI200381	OFFICE DEPOT LLC	3/5/20	2020	$66.24	$0.00
0200	0882025	88	0350		PVCI20CI300323	OFFICE DEPOT LLC	3/6/20	2020	$375.21	$0.00
0200	0882025	88	0350		PVCI20CI300326	OFFICE DEPOT LLC	3/6/20	2020	$497.70	$0.00
0200	0882025	88	0350		PVCI20CI300336	OFFICE DEPOT LLC	3/6/20	2020	$345.08	$0.00
0200	0882025	88	0350		PVCI20CI300339	OFFICE DEPOT LLC	3/6/20	2020	$251.29	$0.00
0200	0882025	88	0350		PVCI20CI300340	OFFICE DEPOT LLC	3/6/20	2020	$251.18	$0.00
0200	0882025	88	0350		PVCI20CI300341	OFFICE DEPOT LLC	3/6/20	2020	$1,421.94	$0.00
0200	0882025	88	0350		PVCI20CI300346	OFFICE DEPOT LLC	3/6/20	2020	$200.73	$0.00
0200	0882025	88	0350		PVCI20CI300347	OFFICE DEPOT LLC	3/6/20	2020	$1,582.20	$0.00
0200	0882025	88	0350		PVCI20CI300368	OFFICE DEPOT LLC	3/9/20	2020	$599.66	$0.00
0200	0882025	88	0350		PVCI20CI300373	OFFICE DEPOT LLC	3/10/20	2020	$233.94	$0.00
0200	0882025	88	0350		PVCI20CI300376	OFFICE DEPOT LLC	3/10/20	2020	$817.11	$0.00

0200	0882025	88	0350	220350	PVCI20CI300379	OFFICE DEPOT LLC	3/10/20	2020	$165.27	$0.00
0200	0882025	88	0350		PVCI20CI300434	OFFICE DEPOT LLC	3/11/20	2020	$395.55	$0.00
0200	0882025	88	0350		PVCI20CI300556	MURNANE PAPER COMPANY	2/25/20	2020	$1,785.00	$0.00
0200	0882025	88	0350		PVCI20CI300981	OFFICE DEPOT LLC	4/7/20	2020	$152.94	$0.00
0200	0882025	88	0350		PVCI20CI300983	OFFICE DEPOT LLC	4/7/20	2020	$94.46	$0.00
0200	0882025	88	0350		PVCI20CI301067	OFFICE DEPOT LLC	4/10/20	2020	$30.48	$0.00
0200	0882025	88	0350		PVCI20CI301068	OFFICE DEPOT LLC	4/10/20	2020	$218.34	$218.34
0200	0882025	88	0350		PVCI20CI301069	OFFICE DEPOT LLC	4/10/20	2020	$589.22	$0.00
0200	0882025	88	0350		PVCI20CI301070	OFFICE DEPOT LLC	4/10/20	2020	$24.79	$0.00
0200	0882025	88	0350		PVCI20CI301071	OFFICE DEPOT LLC	4/10/20	2020	$261.02	$0.00
0200	0882025	88	0350		PVCI20CI301092	OFFICE DEPOT LLC	4/13/20	2020	$218.34	$0.00
0200	0882025	88	0350		PVCI20CI301093	OFFICE DEPOT LLC	4/13/20	2020	$578.59	$0.00
0200	0882025	88	0350		PVCI20CI301094	OFFICE DEPOT LLC	2/5/21	2020	$109.85	$109.85
0200	0882025	88	0350		PVCI20CI301105	OFFICE DEPOT LLC	4/14/20	2020	$1,421.94	$0.00
0200	0882025	88	0350		PVCI20CI301154	OFFICE DEPOT LLC	4/16/20	2020	$109.85	$0.00
0200	0882025	88	0350		PVCI20CI301277	OFFICE DEPOT LLC	4/23/20	2020	$1,052.00	$0.00
0200	0882025	88	0350		PVCI20CI301306	OFFICE DEPOT LLC	4/23/20	2020	$399.61	$0.00
0200	0882025	88	0350		PVCI20CI301307	OFFICE DEPOT LLC	4/23/20	2020	$571.06	$0.00
0200	0882025	88	0350		PVCI20CI302028	OFFICE DEPOT LLC	5/21/20	2020	$257.11	$0.00
0200	0882025	88	0350		PVCI20CI302030	OFFICE DEPOT LLC	5/21/20	2020	$1,545.96	$0.00
0200	0882025	88	0350		PVCI20CI302031	OFFICE DEPOT LLC	5/21/20	2020	$37.44	$0.00
0200	0882025	88	0350		PVCI20CI302914	OFFICE DEPOT LLC	7/10/20	2020	$158.60	$0.00
0200	0882025	88	0350		PVCI20CI302918	OFFICE DEPOT LLC	7/10/20	2020	$278.96	$0.00
0200	0882025	88	0350		PVCI20CI302921	OFFICE DEPOT LLC	7/10/20	2020	$731.82	$0.00
0200	0882025	88	0350		PVCI20CI302946	OFFICE DEPOT LLC	7/13/20	2020	$39.92	$0.00
0200	0882025	88	0350		PVCI20CI302947	OFFICE DEPOT LLC	7/13/20	2020	$114.45	$0.00
0200	0882025	88	0350		PVCI20CI302953	OFFICE DEPOT LLC	7/13/20	2020	$1,940.83	$0.00
0200	0882025	88	0350		PVCI20CI302954	OFFICE DEPOT LLC	7/13/20	2020	$486.33	$0.00
0200	0882025	88	0350		PVCI20CI302958	OFFICE DEPOT LLC	7/13/20	2020	$1,552.51	$0.00
0200	0882025	88	0350		PVCI20CI303034	OFFICE DEPOT LLC	7/15/20	2020	$377.60	$0.00
0200	0882025	88	0350		PVCI20CI303514	MURNANE PAPER COMPANY	8/13/20	2020	$595.00	$0.00
0200	0882025	88	0350		PVCI20CI303598	OFFICE DEPOT LLC	8/19/20	2020	$622.67	$0.00
0200	0882025	88	0350		PVCI20CI303601	OFFICE DEPOT LLC	8/19/20	2020	$537.93	$0.00
0200	0882025	88	0350		PVCI20CI303603	OFFICE DEPOT LLC	12/17/20	2020	$209.90	$0.00
0200	0882025	88	0350		PVCI20CI303605	OFFICE DEPOT LLC	8/19/20	2020	$932.30	$0.00
0200	0882025	88	0350		PVCI20CI3036051	OFFICE DEPOT LLC	8/19/20	2020	$984.98	$0.00
0200	0882025	88	0350		PVCI20CI303607	OFFICE DEPOT LLC	8/19/20	2020	$36.90	$0.00
0200	0882025	88	0350		PVCI20CI303608	OFFICE DEPOT LLC	8/19/20	2020	$178.90	$0.00
0200	0882025	88	0350		PVCI20CI303617	OFFICE DEPOT LLC	8/20/20	2020	$225.00	$0.00

0200	0882025	88	0350	220350	PVCI20CI303639	OFFICE DEPOT LLC	8/21/20	2020	$89.86	$0.00
0200	0882025	88	0350		PVCI20CI303864	OFFICE DEPOT LLC	9/11/20	2020	$169.71	$0.00
0200	0882025	88	0350		PVCI20CI303868	OFFICE DEPOT LLC	9/11/20	2020	$217.08	$0.00
0200	0882025	88	0350		PVCI20CI303871	OFFICE DEPOT LLC	9/11/20	2020	$48.37	$0.00
0200	0882025	88	0350		PVCI20CI304746	OFFICE DEPOT LLC	10/21/20	2020	$136.64	$0.00
0200	0882025	88	0350		PVCI20CI304748	OFFICE DEPOT LLC	10/21/20	2020	$599.97	$0.00
0200	0882025	88	0350		PVCI20CI304749	OFFICE DEPOT LLC	10/21/20	2020	$588.84	$0.00
0200	0882025	88	0350		PVCI20CI304750	OFFICE DEPOT LLC	10/21/20	2020	$5.98	$0.00
0200	0882025	88	0350		PVCI20CI305733	OFFICE DEPOT LLC	10/21/20	2020	$25.30	$0.00
0200	0882025	88	0350		PVCI20CI305734	OFFICE DEPOT LLC	10/21/20	2020	$101.35	$0.00
0200	0882025	88	0350		PVCI20CI305735	OFFICE DEPOT LLC	10/21/20	2020	$52.69	$0.00
0200	0882025	88	0350		PVCI20CI305737	OFFICE DEPOT LLC	10/21/20	2020	$1,384.05	$0.00
0200	0882025	88	0350		PVCI20CI305741	OFFICE DEPOT LLC	10/21/20	2020	$1,384.05	$0.00
0200	0882025	88	0350		PVCI20CI305749	OFFICE DEPOT LLC	10/22/20	2020	$268.21	$0.00
0200	0882025	88	0350		PVCI20CI305750	OFFICE DEPOT LLC	10/22/20	2020	$488.37	$0.00
0200	0882025	88	0350		PVCI20CI305751	OFFICE DEPOT LLC	10/22/20	2020	$369.19	$0.00
0200	0882025	88	0350		PVCI20CI305752	OFFICE DEPOT LLC	10/22/20	2020	$76.10	$0.00
0200	0882025	88	0350		PVCI20CI305776	OFFICE DEPOT LLC	10/23/20	2020	$90.59	$0.00
0200	0882025	88	0350		PVCI20CI305777	OFFICE DEPOT LLC	10/23/20	2020	$249.35	$0.00
0200	0882025	88	0350		PVCI20CI305779	OFFICE DEPOT LLC	10/23/20	2020	$417.84	$0.00
0200	0882025	88	0350		PVCI20CI306052	OFFICE DEPOT LLC	8/19/20	2020	$125.60	$0.00
0200	0882025	88	0350		PVCI20CI306439	OFFICE DEPOT LLC	12/15/20	2020	$167.67	$0.00
0200	0882025	88	0350		PVCI20CI306440	OFFICE DEPOT LLC	12/15/20	2020	$1,518.20	$0.00
0200	0882025	88	0350		PVCI20CI306441	OFFICE DEPOT LLC	12/15/20	2020	$191.35	$0.00
0200	0882025	88	0350		PVCI20CI306903	OFFICE DEPOT LLC	1/4/21	2020	$100.25	$0.00
0200	0882025	88	0350		PVCI20CI306904	OFFICE DEPOT LLC	1/4/21	2020	$1,759.80	$0.00
0200	0882025	88	0350		PVCI20CI306905	OFFICE DEPOT LLC	1/4/21	2020	$2,114.70	$0.00
0200	0882025	88	0350		PVCI20CI306906	OFFICE DEPOT LLC	1/4/21	2020	$396.35	$0.00
0200	0882025	88	0350		PVCI20CI306919	OFFICE DEPOT LLC	1/5/21	2020	$2,545.98	$0.00
0200	0882025	88	0350		PVCI20CI306920	OFFICE DEPOT LLC	1/5/21	2020	$823.86	$0.00
0200	0882025	88	0350		PVCI20CI306924	OFFICE DEPOT LLC	1/5/21	2020	$298.87	$0.00
0200	0882025	88	0350		PVCI20CI306928	OFFICE DEPOT LLC	1/5/21	2020	$203.66	$0.00
0200	0882025	88	0350		PVCI20CI306952	OFFICE DEPOT LLC	1/6/21	2020	$1,578.14	$1,578.14
0200	0882025	88	0350		PVCI20CI306971	OFFICE DEPOT LLC	1/7/21	2020	$299.90	$0.00
0200	0882025	88	0350		PVCI20CI307448	OFFICE DEPOT LLC	2/2/21	2020	$254.61	$0.00
0200	0882025	88	0350		PVCI20CI307629	OFFICE DEPOT LLC	2/16/21	2020	$92.98	$0.00
0200	0882025	88	0350		PVCI20CI502552	OFFICE DEPOT LLC	11/5/20	2020	$6.59	$0.00
0200	0882025	88	0350		PVCI20CI502555	OFFICE DEPOT LLC	11/5/20	2020	$367.89	$0.00
0200	0882025	88	0350		PVCI20CI502557	OFFICE DEPOT LLC	11/5/20	2020	$187.96	$0.00

0200	0882025	88	0350	220350	PVCI20CI502558	OFFICE DEPOT LLC	11/5/20	2020	$426.64	$0.00
0200	0882035	88	0350		PVCI20CI300593	OFFICE DEPOT LLC	2/27/20	2020	$174.10	$0.00
0200	0882035	88	0350		PVCI20CI300617	OFFICE DEPOT LLC	2/28/20	2020	$729.34	$0.00
0200	0882035	88	0350		PVCI20CI300618	OFFICE DEPOT LLC	2/28/20	2020	$251.88	$0.00
0200	0882035	88	0350		PVCI20CI300742	OFFICE DEPOT LLC	3/26/20	2020	$407.73	$0.00
0200	0882035	88	0350		PVCI20CI301278	OFFICE DEPOT LLC	4/23/20	2020	$226.20	$0.00
0200	0882035	88	0350		PVCI20CI301316	OFFICE DEPOT LLC	4/24/20	2020	$95.96	$0.00
0200	0882035	88	0350		PVCI20CI302912	OFFICE DEPOT LLC	7/10/20	2020	$236.19	$0.00
0200	0882035	88	0350		PVCI20CI302916	OFFICE DEPOT LLC	7/10/20	2020	$447.87	$0.00
0200	0882035	88	0350		PVCI20CI302919	OFFICE DEPOT LLC	7/13/20	2020	$49.19	$0.00
0200	0882035	88	0350		PVCI20CI302922	OFFICE DEPOT LLC	7/10/20	2020	$47.98	$0.00
0200	0882035	88	0350		PVCI20CI302951	OFFICE DEPOT LLC	7/13/20	2020	$95.96	$0.00
0200	0882035	88	0350		PVCI20CI302960	OFFICE DEPOT LLC	7/13/20	2020	$2,854.95	$0.00
0200	0882035	88	0350		PVCI20CI302961	OFFICE DEPOT LLC	7/13/20	2020	$678.17	$0.00
0200	0882035	88	0350		PVCI20CI306921	OFFICE DEPOT LLC	1/5/21	2020	$897.92	$0.00
0200	0882035	88	0350		PVCI20CI306922	OFFICE DEPOT LLC	1/5/21	2020	$246.04	$0.00
0200	0882035	88	0350		PVCI20CI306954	OFFICE DEPOT LLC	1/6/21	2020	$298.41	$0.00
0200	0882035	88	0350		PVCI20CI307628	OFFICE DEPOT LLC	2/16/21	2020	$27.99	$0.00
0200	0883077	88	0350		PVCI20CI300309	OFFICE DEPOT LLC	3/6/20	2020	$142.42	$0.00
0200	0883077	88	0350		PVCI20CI300369	OFFICE DEPOT LLC	3/10/20	2020	$957.33	$0.00
0200	0883077	88	0350		PVCI20CI300371	OFFICE DEPOT LLC	3/10/20	2020	$957.33	$0.00
0200	0883077	88	0350		PVCI20CI301305	OFFICE DEPOT LLC	4/23/20	2020	$159.96	$0.00
0200	0883077	88	0350		PVCI20CI302033	OFFICE DEPOT LLC	5/21/20	2020	$63.90	$0.00
0200	0883077	88	0350		PVCI20CI302915	OFFICE DEPOT LLC	7/10/20	2020	$17.79	$0.00
0200	0884145	88	0350		PVCI20CI300582	OFFICE DEPOT LLC	2/25/20	2020	$536.00	$0.00
0200	0884146	88	0350		PVCI20CI300580	OFFICE DEPOT LLC	2/25/20	2020	$16.52	$0.00
0200	0884146	88	0350		PVCI20CI301309	OFFICE DEPOT LLC	4/23/20	2020	$527.34	$0.00
0200	0884165	88	0350		PVCI20CI300578	OFFICE DEPOT LLC	2/25/20	2020	$440.49	$0.00
0200	0884165	88	0350		PVCI20CI300583	OFFICE DEPOT LLC	2/25/20	2020	$64.91	$0.00
0200	0884165	88	0350		PVCI20CI301311	OFFICE DEPOT LLC	4/23/20	2020	$72.76	$0.00
0200	0884165	88	0350		PVCI20CI303859	OFFICE DEPOT LLC	9/11/20	2020	$48.99	$0.00
0200	0884165	88	0350		PVCI20CI303872	OFFICE DEPOT LLC	9/11/20	2020	$125.34	$0.00
0200	0884165	88	0350		PVCI20CI305805	OFFICE DEPOT LLC	10/27/20	2020	$242.10	$0.00
0200	0884165	88	0350		PVCI20CI502556	OFFICE DEPOT LLC	11/5/20	2020	$34.53	$0.00
0200	0884165	88	0350		PVCI20CI502560	OFFICE DEPOT LLC	11/5/20	2020	$9.49	$0.00
0200	0884170	88	0350		PVCI20CI300591	OFFICE DEPOT LLC	2/27/20	2020	$1,269.80	$0.00
0200	0884170	88	0350		PVCI20CI300592	OFFICE DEPOT LLC	2/27/20	2020	$105.95	$0.00
0200	0884170	88	0350		PVCI20CI302967	OFFICE DEPOT LLC	7/13/20	2020	$520.29	$0.00
0200	0884170	88	0350		PVCI20CI303860	OFFICE DEPOT LLC	9/11/20	2020	$1,560.50	$0.00

0200	0884170	88	0350	220350	PVCI20CI303861	OFFICE DEPOT LLC	9/11/20	2020	$1,269.80	$0.00
0200	0884170	88	0350		PVCI20CI303865	OFFICE DEPOT LLC	9/11/20	2020	$12.45	$0.00
0200	0884176	88	0350		PVCI20CI302032	OFFICE DEPOT LLC	5/21/20	2020	$67.36	$0.00
0200	0884176	88	0350		PVCI20CI502559	OFFICE DEPOT LLC	11/5/20	2020	$344.90	$0.00
0200	0884185	88	0350		PVCI20CI301308	OFFICE DEPOT LLC	4/23/20	2020	$251.70	$0.00
0200	0884190	88	0350		PVCI20CI301137	OFFICE DEPOT LLC	4/15/20	2020	$139.28	$0.00
0200	0884190	88	0350		PVCI20CI302966	OFFICE DEPOT LLC	7/13/20	2020	$207.27	$0.00
0200	0884210	88	0350		PVCI20CI300579	OFFICE DEPOT LLC	2/25/20	2020	$139.28	$0.00
0200	0884210	88	0350		PVCI20CI302962	OFFICE DEPOT LLC	7/13/20	2020	$139.28	$0.00
0200	0884220	88	0350		PVCI20CI303866	OFFICE DEPOT LLC	9/11/20	2020	$106.10	$0.00
0200	0884230	88	0350		PVCI20CI502561	OFFICE DEPOT LLC	11/5/20	2020	$208.92	$0.00
				220350			**Sum:**		**$114,035.20**	**$7,931.69**

Fund Code	Cost Center Code	Department Code	Appropriation Code	Account Code	Transaction Reference	Vendor Reference	Posted Date	Year	JE Line Debits	JE Line Credits
0200	0384231	38	0360	220360	PV38203801073	GENUINE PARTS COMPANY D	2/25/21	2020	$138,762.81	$0.00
0200	0384231	38	0360		PV38203801703	GENUINE PARTS COMPANY D	2/25/21	2020	$138,762.81	$138,762.81
0200	0384235	38	0360		PV38203800112	GENUINE PARTS COMPANY D	3/16/20	2020	$149,679.75	$0.00
0200	0384235	38	0360		PV38203800182	GENUINE PARTS COMPANY D	4/17/20	2020	$149,679.75	$149,679.75
0200	0384235	38	0360		PV38203800182	GENUINE PARTS COMPANY D	4/20/20	2020	$149,679.75	$0.00
0200	0384235	38	0360		PV38203800251	GENUINE PARTS COMPANY D	5/21/20	2020	$149,679.75	$0.00
0200	0384235	38	0360		PV38203800325	GENUINE PARTS COMPANY D	6/24/20	2020	$149,679.75	$0.00
0200	0384235	38	0360		PV38203800365	GENUINE PARTS COMPANY D	7/15/20	2020	$149,679.75	$0.00
0200	0384235	38	0360		PV38203800475	GENUINE PARTS COMPANY D	8/7/20	2020	$160,596.69	$0.00
0200	0384235	38	0360		PV38203800722	GENUINE PARTS COMPANY D	11/4/20	2020	$149,679.75	$0.00
0200	0384235	38	0360		PV38203800727	GENUINE PARTS COMPANY D	11/9/20	2020	$149,679.75	$0.00
0200	0384235	38	0360		PV38203800756	GENUINE PARTS COMPANY D	11/17/20	2020	$149,679.75	$0.00
0200	0384235	38	0360		PV38203800846	GENUINE PARTS COMPANY D	12/14/20	2020	$149,679.75	$0.00
0200	0384235	38	0360		PV38203800993	GENUINE PARTS COMPANY D	1/15/21	2020	$149,679.75	$0.00
0200	0882020	88	0360		PV38203800368	SECRETARY OF STATE	7/14/20	2020	$790.00	$0.00
0200	0882020	88	0360		PV38203800624	SECRETARY OF STATE	10/7/20	2020	$316.00	$0.00
0200	0882020	88	0360		PV88208801673	PITNEY BOWES GLOBAL FINA	12/9/20	2020	$630.00	$0.00
0200	0882020	88	0360		PVCI20CI300457	ANCHOR MECHANICAL, INC	3/12/20	2020	$9,753.18	$0.00
0200	0882020	88	0360		PVCI20CI302381	BUILDERS CHICAGO CORPOR	6/18/20	2020	$1,934.84	$0.00
0200	0882020	88	0360		PVCI20CI302548	BUILDERS CHICAGO CORPOR	6/29/20	2020	$935.39	$0.00
0200	0882020	88	0360		PVCI20CI303421	BUILDERS CHICAGO CORPOR	8/7/20	2020	$2,661.40	$0.00
0200	0882020	88	0360		PVCI20CI305810	BUILDERS CHICAGO CORPOR	10/27/20	2020	$10,000.61	$0.00
0200	0882020	88	0360		PVCI20CI305836	BUILDERS CHICAGO CORPOR	10/27/20	2020	$1,343.85	$0.00
0200	0882020	88	0360		PVCI20CI305836	BUILDERS CHICAGO CORPOR	11/24/20	2020	$668.70	$0.00
0200	0882020	88	0360		PVCI20CI306568	BUILDERS CHICAGO CORPOR	12/23/20	2020	$327.88	$0.00

0200	0882020	88	0360	220360	PVCI20CI307256	JOHNSON CONTROLS FIRE P	1/22/21	2020	$735.00	$0.00
0200	0882020	88	0360		PVCI20CI307341	JOHNSON CONTROLS FIRE P	1/26/21	2020	$520.10	$0.00
0200	0882020	88	0360		PVCI20CI307364	JOHNSON CONTROLS FIRE P	1/27/21	2020	$3,285.32	$0.00
0200	0882020	88	0360		PVCI20CI307481	BUILDERS CHICAGO CORPOR	2/4/21	2020	$6,456.58	$0.00
0200	0882020	88	0360		PVCI20CI307644	MSC INDUSTRIAL SUPPLY CO	2/16/21	2020	$1,603.16	$0.00
0200	0882020	88	0360		PVCI20CI307645	MSC INDUSTRIAL SUPPLY CO	2/16/21	2020	$538.73	$0.00
0200	0882025	88	0360		PV88208800001	OZINGA READY MIX CONCRE	1/30/20	2020	$2,817.00	$0.00
0200	0882025	88	0360		PV88208800002	OZINGA READY MIX CONCRE	1/30/20	2020	$3,001.50	$0.00
0200	0882025	88	0360		PV88208800232	OZINGA READY MIX CONCRE	3/3/20	2020	$10,251.00	$0.00
0200	0882025	88	0360		PV88208800233	OZINGA READY MIX CONCRE	2/19/20	2020	$13,041.00	$0.00
0200	0882025	88	0360		PV88208800257	OZINGA READY MIX CONCRE	3/3/20	2020	$5,589.00	$0.00
0200	0882025	88	0360		PV88208800258	OZINGA READY MIX CONCRE	3/11/20	2020	$6,042.00	$0.00
0200	0882025	88	0360		PV88208800541	OZINGA READY MIX CONCRE	7/23/20	2020	$12,454.90	$0.00
0200	0882025	88	0360		PV88208800543	OZINGA READY MIX CONCRE	5/5/20	2020	$6,799.80	$0.00
0200	0882025	88	0360		PV88208800544	OZINGA READY MIX CONCRE	5/6/20	2020	$8,677.84	$0.00
0200	0882025	88	0360		PV88208800545	OZINGA READY MIX CONCRE	5/5/20	2020	$9,829.18	$0.00
0200	0882025	88	0360		PV88208800546	OZINGA READY MIX CONCRE	5/5/20	2020	$3,655.12	$0.00
0200	0882025	88	0360		PV88208800578	OZINGA READY MIX CONCRE	6/17/20	2020	$19,275.30	$0.00
0200	0882025	88	0360		PV88208800579	OZINGA READY MIX CONCRE	6/17/20	2020	$10,741.15	$0.00
0200	0882025	88	0360		PV88208800585	OZINGA READY MIX CONCRE	6/17/20	2020	$13,604.50	$473.20
0200	0882025	88	0360		PV88208800593	OZINGA READY MIX CONCRE	6/23/20	2020	$7,843.65	$0.00
0200	0882025	88	0360		PV88208801025	OZINGA READY MIX CONCRE	7/15/20	2020	$324.30	$0.00
0200	0882025	88	0360		PV88208801026	OZINGA READY MIX CONCRE	7/15/20	2020	$7,714.35	$0.00
0200	0882025	88	0360		PV88208801027	OZINGA READY MIX CONCRE	7/15/20	2020	$12,138.25	$0.00
0200	0882025	88	0360		PV88208801030	OZINGA READY MIX CONCRE	7/15/20	2020	$13,570.35	$493.60
0200	0882025	88	0360		PV88208801031	OZINGA READY MIX CONCRE	7/15/20	2020	$11,188.30	$0.00
0200	0882025	88	0360		PV88208801032	OZINGA READY MIX CONCRE	7/15/20	2020	$7,796.95	$0.00
0200	0882025	88	0360		PV88208801033	OZINGA READY MIX CONCRE	7/15/20	2020	$12,345.05	$493.60
0200	0882025	88	0360		PV88208801037	OZINGA READY MIX CONCRE	7/15/20	2020	$416.10	$0.00
0200	0882025	88	0360		PV88208801054	OZINGA READY MIX CONCRE	7/23/20	2020	$10,238.35	$0.00
0200	0882025	88	0360		PV88208801055	OZINGA READY MIX CONCRE	7/23/20	2020	$7,897.95	$0.00
0200	0882025	88	0360		PV88208801056	OZINGA READY MIX CONCRE	7/23/20	2020	$9,050.50	$0.00
0200	0882025	88	0360		PV88208801057	OZINGA READY MIX CONCRE	7/23/20	2020	$1,310.50	$1,310.50
0200	0882025	88	0360		PV88208801078	OZINGA READY MIX CONCRE	7/24/20	2020	$1,310.50	$0.00
0200	0882025	88	0360		PV88208801079	OZINGA READY MIX CONCRE	7/28/20	2020	$7,888.09	$0.01
0200	0882025	88	0360		PV88208801080	OZINGA READY MIX CONCRE	7/28/20	2020	$6,223.78	$0.00
0200	0882025	88	0360		PV88208801081	OZINGA READY MIX CONCRE	7/28/20	2020	$9,077.30	$0.00
0200	0882025	88	0360		PV88208801082	OZINGA READY MIX CONCRE	7/28/20	2020	$9,591.30	$0.00
0200	0882025	88	0360		PV88208801083	OZINGA READY MIX CONCRE	7/28/20	2020	$1,063.70	$0.00

0200	0882025	88	0360	220360	PV88208801090	OZINGA READY MIX CONCRE	8/4/20	2020	$14,781.81	$0.00
0200	0882025	88	0360		PV88208801141	OZINGA READY MIX CONCRE	9/22/20	2020	$15,546.11	$152.95
0200	0882025	88	0360		PVCI19CI308282	ROOT BROS MFG & SUPPLY C	5/15/20	2020	$2,408.28	$2,408.28
0200	0882025	88	0360		PVCI201I300727	CHICAGO UNITED INDUSTRIE	3/25/20	2020	$199,600.00	$0.00
0200	0882025	88	0360		PVCI2020300105	MBE Construction Supply Inc.	2/7/20	2020	$25,833.60	$0.00
0200	0882025	88	0360		PVCI20CI100951	C & C COMMUNICATIONS	5/1/20	2020	$766.00	$0.00
0200	0882025	88	0360		PVCI20CI204965	ABC Humane Wildlife Control &	2/11/21	2020	$240.00	$0.00
0200	0882025	88	0360		PVCI20CI300055	EJ USA, INC.	1/30/20	2020	$42,332.22	$0.00
0200	0882025	88	0360		PVCI20CI300068	ROOT BROS MFG & SUPPLY C	2/6/20	2020	$2,583.96	$0.00
0200	0882025	88	0360		PVCI20CI300072	EJ USA, INC.	2/6/20	2020	$56,442.96	$0.00
0200	0882025	88	0360		PVCI20CI300079	ROOT BROS MFG & SUPPLY C	2/4/20	2020	$2,408.28	$0.00
0200	0882025	88	0360		PVCI20CI300081	ROOT BROS MFG & SUPPLY C	2/5/20	2020	$351.00	$0.00
0200	0882025	88	0360		PVCI20CI300086	ROOT BROS MFG & SUPPLY C	2/5/20	2020	$24,892.16	$0.00
0200	0882025	88	0360		PVCI20CI300090	ROOT BROS MFG & SUPPLY C	2/5/20	2020	$12,015.36	$0.00
0200	0882025	88	0360		PVCI20CI300111	ROOT BROS MFG & SUPPLY C	2/7/20	2020	$1,680.00	$840.00
0200	0882025	88	0360		PVCI20CI300150	ROOT BROS MFG & SUPPLY C	2/13/20	2020	$45,040.60	$0.00
0200	0882025	88	0360		PVCI20CI300151	ROOT BROS MFG & SUPPLY C	2/13/20	2020	$1,888.92	$0.00
0200	0882025	88	0360		PVCI20CI300162	CHICAGO UNITED INDUSTRIE	3/25/20	2020	$232,295.00	$0.00
0200	0882025	88	0360		PVCI20CI300189	ROOT BROS MFG & SUPPLY C	2/11/20	2020	$2,504.88	$0.00
0200	0882025	88	0360		PVCI20CI300199	ROOT BROS MFG & SUPPLY C	2/11/20	2020	$429.00	$0.00
0200	0882025	88	0360		PVCI20CI300248	ROOT BROS MFG & SUPPLY C	2/18/20	2020	$14,451.36	$0.00
0200	0882025	88	0360		PVCI20CI300311	ROOT BROS MFG & SUPPLY C	3/5/20	2020	$20,048.00	$0.00
0200	0882025	88	0360		PVCI20CI300312	ROOT BROS MFG & SUPPLY C	3/5/20	2020	$895.08	$0.00
0200	0882025	88	0360		PVCI20CI300377	ROOT BROS MFG & SUPPLY C	3/10/20	2020	$29,472.48	$0.00
0200	0882025	88	0360		PVCI20CI300384	ROOT BROS MFG & SUPPLY C	2/11/20	2020	$9,395.47	$0.00
0200	0882025	88	0360		PVCI20CI300385	ROOT BROS MFG & SUPPLY C	2/11/20	2020	$2,027.52	$0.00
0200	0882025	88	0360		PVCI20CI300425	T & N CHICAGO, INC.	3/12/20	2020	$21,784.00	$0.00
0200	0882025	88	0360		PVCI20CI300428	ROOT BROS MFG & SUPPLY C	3/11/20	2020	$1,114.32	$0.00
0200	0882025	88	0360		PVCI20CI300429	ROOT BROS MFG & SUPPLY C	3/11/20	2020	$1,092.87	$0.00
0200	0882025	88	0360		PVCI20CI300437	AZTEC SUPPLY CORPORATIO	3/11/20	2020	$20,533.34	$0.00
0200	0882025	88	0360		PVCI20CI300474	ROOT BROS MFG & SUPPLY C	3/12/20	2020	$10,110.30	$0.00
0200	0882025	88	0360		PVCI20CI300535	AZTEC SUPPLY CORPORATIO	2/19/20	2020	$23,156.86	$0.00
0200	0882025	88	0360		PVCI20CI300545	ANCHOR MECHANICAL, INC	2/24/20	2020	$16,841.37	$0.00
0200	0882025	88	0360		PVCI20CI300555	ROOT BROS MFG & SUPPLY C	2/25/20	2020	$3,136.00	$0.00
0200	0882025	88	0360		PVCI20CI300560	ROOT BROS MFG & SUPPLY C	2/25/20	2020	$1,342.21	$0.00
0200	0882025	88	0360		PVCI20CI300561	ROOT BROS MFG & SUPPLY C	2/25/20	2020	$4,407.48	$0.00
0200	0882025	88	0360		PVCI20CI300623	ROOT BROS MFG & SUPPLY C	2/28/20	2020	$4,706.20	$0.00
0200	0882025	88	0360		PVCI20CI300722	JOHNSON PIPE & SUPPLY CO	3/25/20	2020	$4,834.80	$0.00
0200	0882025	88	0360		PVCI20CI300730	EJ USA, INC.	3/26/20	2020	$3,070.65	$0.00

0200	0882025	88	0360	220360	PVCI20CI300786	ROOT BROS MFG & SUPPLY C	3/27/20	2020	$21,109.40	$0.00
0200	0882025	88	0360		PVCI20CI300825	HENRY FRERK SONS INC	3/16/20	2020	$4,625.50	$0.00
0200	0882025	88	0360		PVCI20CI300836	CHICAGO UNITED INDUSTRIE	3/16/20	2020	$8,524.80	$0.00
0200	0882025	88	0360		PVCI20CI300839	ROOT BROS MFG & SUPPLY C	3/27/20	2020	$3,228.08	$0.00
0200	0882025	88	0360		PVCI20CI300845	ROOT BROS MFG & SUPPLY C	3/27/20	2020	$3,273.99	$0.00
0200	0882025	88	0360		PVCI20CI300863	HENRY FRERK SONS INC	3/30/20	2020	$420.50	$0.00
0200	0882025	88	0360		PVCI20CI300919	CHICAGO UNITED INDUSTRIE	4/3/20	2020	$69,685.20	$0.00
0200	0882025	88	0360		PVCI20CI300922	ALPHA SPECIALTY SUPPLY, I	4/3/20	2020	$19,824.00	$0.00
0200	0882025	88	0360		PVCI20CI300942	AZTEC SUPPLY CORPORATIO	4/6/20	2020	$5,938.00	$0.00
0200	0882025	88	0360		PVCI20CI300943	T & N CHICAGO, INC.	4/6/20	2020	$11,031.30	$0.00
0200	0882025	88	0360		PVCI20CI300950	EJ USA, INC.	4/6/20	2020	$157,880.80	$0.00
0200	0882025	88	0360		PVCI20CI300957	ROOT BROS MFG & SUPPLY C	4/7/20	2020	$1,682.00	$0.00
0200	0882025	88	0360		PVCI20CI300975	CHICAGO UNITED INDUSTRIE	4/7/20	2020	$24,004.04	$0.00
0200	0882025	88	0360		PVCI20CI301003	CHICAGO UNITED INDUSTRIE	4/8/20	2020	$133,630.00	$0.00
0200	0882025	88	0360		PVCI20CI301012	ROOT BROS MFG & SUPPLY C	4/8/20	2020	$66,731.94	$0.00
0200	0882025	88	0360		PVCI20CI301035	CHICAGO UNITED INDUSTRIE	4/9/20	2020	$153,520.00	$0.00
0200	0882025	88	0360		PVCI20CI301060	GRAYBAR ELECTRIC CO INC	4/10/20	2020	$47.04	$0.00
0200	0882025	88	0360		PVCI20CI301074	BUILDERS CHICAGO CORPOR	4/10/20	2020	$7,506.43	$0.00
0200	0882025	88	0360		PVCI20CI301155	T & N CHICAGO, INC.	4/16/20	2020	$22,481.82	$0.00
0200	0882025	88	0360		PVCI20CI301156	T & N CHICAGO, INC.	4/16/20	2020	$18,239.40	$0.00
0200	0882025	88	0360		PVCI20CI301234	ROOT BROS MFG & SUPPLY C	4/21/20	2020	$6,998.64	$0.00
0200	0882025	88	0360		PVCI20CI301235	ROOT BROS MFG & SUPPLY C	4/21/20	2020	$1,076.40	$0.00
0200	0882025	88	0360		PVCI20CI301236	ROOT BROS MFG & SUPPLY C	4/21/20	2020	$761.77	$0.00
0200	0882025	88	0360		PVCI20CI301271	READYREFRESH	4/22/20	2020	$10,898.16	$0.00
0200	0882025	88	0360		PVCI20CI301374	ROOT BROS MFG & SUPPLY C	4/28/20	2020	$474.72	$0.00
0200	0882025	88	0360		PVCI20CI301375	ROOT BROS MFG & SUPPLY C	4/28/20	2020	$887.04	$0.00
0200	0882025	88	0360		PVCI20CI301376	ROOT BROS MFG & SUPPLY C	4/28/20	2020	$3,375.00	$0.00
0200	0882025	88	0360		PVCI20CI301392	BUILDERS CHICAGO CORPOR	4/29/20	2020	$1,240.04	$0.00
0200	0882025	88	0360		PVCI20CI301412	BUILDERS CHICAGO CORPOR	4/30/20	2020	$10,684.55	$0.00
0200	0882025	88	0360		PVCI20CI301458	T & N CHICAGO, INC.	5/4/20	2020	$52,592.76	$0.00
0200	0882025	88	0360		PVCI20CI301459	T & N CHICAGO, INC.	5/4/20	2020	$33,955.20	$0.00
0200	0882025	88	0360		PVCI20CI301460	T & N CHICAGO, INC.	5/4/20	2020	$7,812.80	$0.00
0200	0882025	88	0360		PVCI20CI301461	T & N CHICAGO, INC.	5/4/20	2020	$27,655.94	$0.00
0200	0882025	88	0360		PVCI20CI301479	T & N CHICAGO, INC.	5/5/20	2020	$5,803.20	$0.00
0200	0882025	88	0360		PVCI20CI3014791	T & N CHICAGO, INC.	5/5/20	2020	$5,803.20	$5,803.20
0200	0882025	88	0360		PVCI20CI301484	ROOT BROS MFG & SUPPLY C	5/5/20	2020	$3,562.42	$0.00
0200	0882025	88	0360		PVCI20CI301490	ROOT BROS MFG & SUPPLY C	5/5/20	2020	$26,830.60	$0.00
0200	0882025	88	0360		PVCI20CI301491	ROOT BROS MFG & SUPPLY C	5/5/20	2020	$1,817.64	$0.00
0200	0882025	88	0360		PVCI20CI301608	T & N CHICAGO, INC.	5/6/20	2020	$16,619.06	$0.00

0200	0882025	88	0360	220360	PVCI20CI301661	AZTEC SUPPLY CORPORATIO	5/8/20	2020	$4,950.00	$0.00
0200	0882025	88	0360		PVCI20CI301683	PRODUCTION DISTRIBUTION	5/11/20	2020	$1,689.00	$0.00
0200	0882025	88	0360		PVCI20CI301689	ABC Humane Wildlife Control &	5/11/20	2020	$1,545.58	$0.00
0200	0882025	88	0360		PVCI20CI301695	T & N CHICAGO, INC.	5/12/20	2020	$25,510.92	$0.00
0200	0882025	88	0360		PVCI20CI301716	T & N CHICAGO, INC.	5/12/20	2020	$95,007.86	$0.00
0200	0882025	88	0360		PVCI20CI301717	ROOT BROS MFG & SUPPLY C	5/12/20	2020	$6,197.04	$0.00
0200	0882025	88	0360		PVCI20CI301717	ROOT BROS MFG & SUPPLY C	5/27/20	2020	$0.00	$6,197.04
0200	0882025	88	0360		PVCI20CI301732	T & N CHICAGO, INC.	5/13/20	2020	$41,145.60	$0.00
0200	0882025	88	0360		PVCI20CI301751	ABC Humane Wildlife Control &	5/14/20	2020	$520.00	$0.00
0200	0882025	88	0360		PVCI20CI301752	ABC Humane Wildlife Control &	5/14/20	2020	$400.00	$0.00
0200	0882025	88	0360		PVCI20CI301779	ROOT BROS MFG & SUPPLY C	5/14/20	2020	$1,061.55	$0.00
0200	0882025	88	0360		PVCI20CI301780	ROOT BROS MFG & SUPPLY C	5/15/20	2020	$605.88	$0.00
0200	0882025	88	0360		PVCI20CI301781	ABC Humane Wildlife Control &	5/15/20	2020	$40.00	$0.00
0200	0882025	88	0360		PVCI20CI301839	JOHNSON PIPE & SUPPLY CO	5/19/20	2020	$1,633.22	$0.00
0200	0882025	88	0360		PVCI20CI302014	JOHNSON PIPE & SUPPLY CO	5/21/20	2020	$1,266.67	$0.00
0200	0882025	88	0360		PVCI20CI302041	T & N CHICAGO, INC.	5/22/20	2020	$31,122.08	$0.00
0200	0882025	88	0360		PVCI20CI302050	T & N CHICAGO, INC.	5/22/20	2020	$9,996.00	$0.00
0200	0882025	88	0360		PVCI20CI302076	JOHNSON PIPE & SUPPLY CO	5/27/20	2020	$1,137.68	$0.00
0200	0882025	88	0360		PVCI20CI302094	ANCHOR MECHANICAL, INC	5/28/20	2020	$9,278.55	$0.00
0200	0882025	88	0360		PVCI20CI302098	ANCHOR MECHANICAL, INC	5/28/20	2020	$16,227.00	$0.00
0200	0882025	88	0360		PVCI20CI302112	CHICAGO UNITED INDUSTRIE	5/29/20	2020	$2,530.98	$0.00
0200	0882025	88	0360		PVCI20CI302112	CHICAGO UNITED INDUSTRIE	6/5/20	2020	$0.00	$2,530.98
0200	0882025	88	0360		PVCI20CI302116	BUILDERS CHICAGO CORPOR	5/29/20	2020	$405.31	$0.00
0200	0882025	88	0360		PVCI20CI302135	T & N CHICAGO, INC.	6/1/20	2020	$20,257.81	$0.00
0200	0882025	88	0360		PVCI20CI302145	ALPHA SPECIALTY SUPPLY, I	6/1/20	2020	$10,897.50	$0.00
0200	0882025	88	0360		PVCI20CI302160	ANCHOR MECHANICAL, INC	6/12/20	2020	$833.50	$0.00
0200	0882025	88	0360		PVCI20CI302174	T & N CHICAGO, INC.	6/3/20	2020	$89,915.19	$0.00
0200	0882025	88	0360		PVCI20CI302176	JOHNSON PIPE & SUPPLY CO	6/3/20	2020	$1,510.53	$0.00
0200	0882025	88	0360		PVCI20CI302241	PRODUCTION DISTRIBUTION	6/8/20	2020	$1,636.80	$0.00
0200	0882025	88	0360		PVCI20CI302242	CHICAGO UNITED INDUSTRIE	6/8/20	2020	$99,141.00	$0.00
0200	0882025	88	0360		PVCI20CI302243	CHICAGO UNITED INDUSTRIE	6/8/20	2020	$24,318.00	$0.00
0200	0882025	88	0360		PVCI20CI302266	T & N CHICAGO, INC.	6/9/20	2020	$2,467.20	$0.00
0200	0882025	88	0360		PVCI20CI302281	BUILDERS CHICAGO CORPOR	6/9/20	2020	$341.39	$0.00
0200	0882025	88	0360		PVCI20CI302302	ROOT BROS MFG & SUPPLY C	6/10/20	2020	$5,488.00	$0.00
0200	0882025	88	0360		PVCI20CI302306	ROOT BROS MFG & SUPPLY C	6/10/20	2020	$1,176.00	$0.00
0200	0882025	88	0360		PVCI20CI302307	ROOT BROS MFG & SUPPLY C	6/10/20	2020	$1,301.80	$0.00
0200	0882025	88	0360		PVCI20CI302319	AZTEC SUPPLY CORPORATIO	6/11/20	2020	$3,744.00	$0.00
0200	0882025	88	0360		PVCI20CI302323	ALPHA SPECIALTY SUPPLY, I	6/11/20	2020	$2,031.75	$0.00
0200	0882025	88	0360		PVCI20CI302373	CHICAGO UNITED INDUSTRIE	6/18/20	2020	$9,924.00	$0.00

0200	0882025	88	0360	220360	PVCI20CI302376	T & N CHICAGO, INC.	6/18/20	2020	$4,104.40	$0.00
0200	0882025	88	0360		PVCI20CI302394	CHICAGO UNITED INDUSTRIE	6/19/20	2020	$207,328.00	$0.00
0200	0882025	88	0360		PVCI20CI302397	CHICAGO UNITED INDUSTRIE	6/19/20	2020	$239,472.00	$0.00
0200	0882025	88	0360		PVCI20CI302409	JOHNSON PIPE & SUPPLY CO	6/19/20	2020	$420.84	$0.00
0200	0882025	88	0360		PVCI20CI302444	ROOT BROS MFG & SUPPLY C	6/23/20	2020	$9,037.40	$0.00
0200	0882025	88	0360		PVCI20CI302444	ROOT BROS MFG & SUPPLY C	6/24/20	2020	$0.00	$8,297.00
0200	0882025	88	0360		PVCI20CI302447	EJ USA, INC.	6/23/20	2020	$11,758.95	$0.00
0200	0882025	88	0360		PVCI20CI302452	JOHNSON PIPE & SUPPLY CO	6/23/20	2020	$12,229.20	$0.00
0200	0882025	88	0360		PVCI20CI302454	CHICAGO UNITED INDUSTRIE	6/23/20	2020	$2,530.98	$0.00
0200	0882025	88	0360		PVCI20CI302454	CHICAGO UNITED INDUSTRIE	2/5/21	2020	$0.00	$2,530.98
0200	0882025	88	0360		PVCI20CI302493	ROOT BROS MFG & SUPPLY C	6/25/20	2020	$16,581.60	$0.00
0200	0882025	88	0360		PVCI20CI302515	ROOT BROS MFG & SUPPLY C	6/26/20	2020	$11,970.00	$0.00
0200	0882025	88	0360		PVCI20CI302517	ROOT BROS MFG & SUPPLY C	6/26/20	2020	$38,041.80	$0.00
0200	0882025	88	0360		PVCI20CI302559	JOHNSON PIPE & SUPPLY CO	7/9/20	2020	$3,332.56	$0.00
0200	0882025	88	0360		PVCI20CI302578	WATER TECHNOLOGY RESO	6/30/20	2020	$95,760.00	$0.00
0200	0882025	88	0360		PVCI20CI302611	CHICAGO UNITED INDUSTRIE	7/1/20	2020	$2,530.98	$0.00
0200	0882025	88	0360		PVCI20CI302721	RAE PRODUCTS & CHEMICAL	7/2/20	2020	$50,365.57	$0.00
0200	0882025	88	0360		PVCI20CI302728	T & N CHICAGO, INC.	7/6/20	2020	$16,793.75	$0.00
0200	0882025	88	0360		PVCI20CI302730	ROOT BROS MFG & SUPPLY C	7/6/20	2020	$38,233.36	$0.00
0200	0882025	88	0360		PVCI20CI302869	T & N CHICAGO, INC.	7/7/20	2020	$1,413.84	$0.00
0200	0882025	88	0360		PVCI20CI302886	T & N CHICAGO, INC.	7/9/20	2020	$151,974.46	$0.00
0200	0882025	88	0360		PVCI20CI302928	ROOT BROS MFG & SUPPLY C	7/10/20	2020	$23,842.80	$0.00
0200	0882025	88	0360		PVCI20CI302930	ALPHA SPECIALTY SUPPLY, I	7/10/20	2020	$4,515.00	$0.00
0200	0882025	88	0360		PVCI20CI302936	EJ USA, INC.	7/10/20	2020	$56,442.96	$0.00
0200	0882025	88	0360		PVCI20CI302994	ABC Humane Wildlife Control &	7/14/20	2020	$440.00	$0.00
0200	0882025	88	0360		PVCI20CI302995	ABC Humane Wildlife Control &	7/14/20	2020	$440.00	$0.00
0200	0882025	88	0360		PVCI20CI303002	MBE Construction Supply Inc.	7/14/20	2020	$25,833.60	$0.00
0200	0882025	88	0360		PVCI20CI303007	ABC Humane Wildlife Control &	7/15/20	2020	$40.00	$0.00
0200	0882025	88	0360		PVCI20CI303028	ROOT BROS MFG & SUPPLY C	7/15/20	2020	$2,252.16	$0.00
0200	0882025	88	0360		PVCI20CI303036	ROOT BROS MFG & SUPPLY C	7/15/20	2020	$1,209.00	$0.00
0200	0882025	88	0360		PVCI20CI303037	ROOT BROS MFG & SUPPLY C	7/15/20	2020	$112.40	$0.00
0200	0882025	88	0360		PVCI20CI303057	ROOT BROS MFG & SUPPLY C	7/16/20	2020	$697.25	$0.00
0200	0882025	88	0360		PVCI20CI303183	CHICAGO UNITED INDUSTRIE	7/22/20	2020	$23,520.00	$0.00
0200	0882025	88	0360		PVCI20CI303192	GRAYBAR ELECTRIC CO INC	7/23/20	2020	$179.50	$0.00
0200	0882025	88	0360		PVCI20CI303207	ABC Humane Wildlife Control &	7/23/20	2020	$40.00	$0.00
0200	0882025	88	0360		PVCI20CI303273	ALPHA SPECIALTY SUPPLY, I	7/30/20	2020	$2,257.50	$0.00
0200	0882025	88	0360		PVCI20CI303278	GRAYBAR ELECTRIC CO INC	7/30/20	2020	$13,017.26	$0.00
0200	0882025	88	0360		PVCI20CI303282	ROOT BROS MFG & SUPPLY C	7/30/20	2020	$921.54	$0.00
0200	0882025	88	0360		PVCI20CI303327	ROOT BROS MFG & SUPPLY C	8/3/20	2020	$29,350.00	$0.00

0200	0882025	88	0360	220360	PVCI20CI303333	ROOT BROS MFG & SUPPLY C	8/3/20	2020	$12,460.80	$0.00
0200	0882025	88	0360		PVCI20CI303364	BUILDERS CHICAGO CORPOR	8/4/20	2020	$635.72	$0.00
0200	0882025	88	0360		PVCI20CI303413	ROOT BROS MFG & SUPPLY C	8/6/20	2020	$18,225.20	$0.00
0200	0882025	88	0360		PVCI20CI303421	BUILDERS CHICAGO CORPOR	8/7/20	2020	$6,615.83	$0.00
0200	0882025	88	0360		PVCI20CI303436	T & N CHICAGO, INC.	8/7/20	2020	$8,058.00	$0.00
0200	0882025	88	0360		PVCI20CI303446	ABC Humane Wildlife Control &	8/10/20	2020	$240.00	$0.00
0200	0882025	88	0360		PVCI20CI303495	T & N CHICAGO, INC.	8/13/20	2020	$87.16	$0.00
0200	0882025	88	0360		PVCI20CI303497	T & N CHICAGO, INC.	8/13/20	2020	$13,815.86	$0.00
0200	0882025	88	0360		PVCI20CI303513	ALPHA SPECIALTY SUPPLY, I	8/13/20	2020	$9,030.00	$0.00
0200	0882025	88	0360		PVCI20CI303543	ROOT BROS MFG & SUPPLY C	8/17/20	2020	$6,966.72	$0.00
0200	0882025	88	0360		PVCI20CI303559	GRAYBAR ELECTRIC CO INC	8/18/20	2020	$3,006.50	$0.00
0200	0882025	88	0360		PVCI20CI303566	ROOT BROS MFG & SUPPLY C	8/18/20	2020	$33,336.40	$0.00
0200	0882025	88	0360		PVCI20CI303673	ROOT BROS MFG & SUPPLY C	8/31/20	2020	$2,106.00	$0.00
0200	0882025	88	0360		PVCI20CI303693	CHICAGO UNITED INDUSTRIE	9/1/20	2020	$4,688.16	$0.00
0200	0882025	88	0360		PVCI20CI303715	ALPHA SPECIALTY SUPPLY, I	9/1/20	2020	$9,030.00	$0.00
0200	0882025	88	0360		PVCI20CI303727	T & N CHICAGO, INC.	9/2/20	2020	$44,523.64	$0.00
0200	0882025	88	0360		PVCI20CI303728	T & N CHICAGO, INC.	9/2/20	2020	$43,308.78	$0.00
0200	0882025	88	0360		PVCI20CI303752	JOHNSON PIPE & SUPPLY CO	9/3/20	2020	$4,831.74	$0.00
0200	0882025	88	0360		PVCI20CI303785	ROOT BROS MFG & SUPPLY C	9/4/20	2020	$81.80	$0.00
0200	0882025	88	0360		PVCI20CI303819	ROOT BROS MFG & SUPPLY C	9/10/20	2020	$49,185.00	$49,185.00
0200	0882025	88	0360		PVCI20CI303820	ROOT BROS MFG & SUPPLY C	9/10/20	2020	$642.24	$642.24
0200	0882025	88	0360		PVCI20CI303821	ROOT BROS MFG & SUPPLY C	9/10/20	2020	$642.24	$0.00
0200	0882025	88	0360		PVCI20CI303839	PRODUCTION DISTRIBUTION	9/11/20	2020	$361.00	$0.00
0200	0882025	88	0360		PVCI20CI303845	ROOT BROS MFG & SUPPLY C	9/11/20	2020	$3,003.00	$0.00
0200	0882025	88	0360		PVCI20CI303846	CHICAGO UNITED INDUSTRIE	9/11/20	2020	$51,247.50	$0.00
0200	0882025	88	0360		PVCI20CI303847	ALPHA SPECIALTY SUPPLY, I	9/11/20	2020	$4,771.50	$0.00
0200	0882025	88	0360		PVCI20CI303886	ROOT BROS MFG & SUPPLY C	9/11/20	2020	$42,465.78	$0.00
0200	0882025	88	0360		PVCI20CI303900	GRAYBAR ELECTRIC CO INC	9/14/20	2020	$8,893.97	$0.00
0200	0882025	88	0360		PVCI20CI303903	ROOT BROS MFG & SUPPLY C	9/14/20	2020	$3,374.00	$0.00
0200	0882025	88	0360		PVCI20CI303908	ROOT BROS MFG & SUPPLY C	9/14/20	2020	$3,207.68	$0.00
0200	0882025	88	0360		PVCI20CI303944	ROOT BROS MFG & SUPPLY C	9/15/20	2020	$49,185.00	$0.00
0200	0882025	88	0360		PVCI20CI303987	ABC Humane Wildlife Control &	9/18/20	2020	$160.00	$0.00
0200	0882025	88	0360		PVCI20CI304010	CHICAGO UNITED INDUSTRIE	9/18/20	2020	$4,609.92	$0.00
0200	0882025	88	0360		PVCI20CI304014	ROOT BROS MFG & SUPPLY C	9/18/20	2020	$21,602.43	$0.00
0200	0882025	88	0360		PVCI20CI304065	ROOT BROS MFG & SUPPLY C	9/22/20	2020	$12,015.36	$0.00
0200	0882025	88	0360		PVCI20CI304070	ABC Humane Wildlife Control &	9/22/20	2020	$40.00	$0.00
0200	0882025	88	0360		PVCI20CI304070	ABC Humane Wildlife Control &	10/9/20	2020	$40.00	$0.00
0200	0882025	88	0360		PVCI20CI304092	WATER TECHNOLOGY RESO	9/23/20	2020	$39,480.00	$0.00
0200	0882025	88	0360		PVCI20CI304751	BUILDERS CHICAGO CORPOR	10/21/20	2020	$1,512.23	$0.00

0200	0882025	88	0360	220360	PVCI20CI304755	ROOT BROS MFG & SUPPLY C	10/21/20	2020	$5,596.89	$0.00
0200	0882025	88	0360		PVCI20CI304756	ROOT BROS MFG & SUPPLY C	10/21/20	2020	$1,124.80	$0.00
0200	0882025	88	0360		PVCI20CI3050621	T & N CHICAGO, INC.	11/9/20	2020	$26,565.00	$26,565.00
0200	0882025	88	0360		PVCI20CI305063	T & N CHICAGO, INC.	11/9/20	2020	$26,565.00	$0.00
0200	0882025	88	0360		PVCI20CI305069	ROOT BROS MFG & SUPPLY C	11/9/20	2020	$1,113.12	$0.00
0200	0882025	88	0360		PVCI20CI305071	ROOT BROS MFG & SUPPLY C	11/9/20	2020	$325.00	$0.00
0200	0882025	88	0360		PVCI20CI305085	ABC Humane Wildlife Control &	11/10/20	2020	$240.00	$0.00
0200	0882025	88	0360		PVCI20CI305112	PRODUCTION DISTRIBUTION	9/24/20	2020	$910.00	$0.00
0200	0882025	88	0360		PVCI20CI305142	EJ USA, INC.	9/28/20	2020	$9,843.60	$0.00
0200	0882025	88	0360		PVCI20CI305143	ROOT BROS MFG & SUPPLY C	9/28/20	2020	$8,219.68	$0.00
0200	0882025	88	0360		PVCI20CI305144	T & N CHICAGO, INC.	9/28/20	2020	$15,888.36	$0.00
0200	0882025	88	0360		PVCI20CI305164	EJ USA, INC.	9/29/20	2020	$25,668.00	$0.00
0200	0882025	88	0360		PVCI20CI305166	CHICAGO UNITED INDUSTRIE	9/29/20	2020	$24,604.60	$0.00
0200	0882025	88	0360		PVCI20CI305168	ROOT BROS MFG & SUPPLY C	9/29/20	2020	$3,588.00	$0.00
0200	0882025	88	0360		PVCI20CI305171	ROOT BROS MFG & SUPPLY C	9/29/20	2020	$13,878.68	$0.00
0200	0882025	88	0360		PVCI20CI305174	ROOT BROS MFG & SUPPLY C	9/29/20	2020	$10,220.72	$0.00
0200	0882025	88	0360		PVCI20CI305193	ROOT BROS MFG & SUPPLY C	9/29/20	2020	$8,297.00	$0.00
0200	0882025	88	0360		PVCI20CI305195	ANCHOR MECHANICAL, INC	12/15/20	2020	$214.95	$0.00
0200	0882025	88	0360		PVCI20CI305195	ANCHOR MECHANICAL, INC	1/6/21	2020	$0.00	$214.95
0200	0882025	88	0360		PVCI20CI305410	ROOT BROS MFG & SUPPLY C	11/13/20	2020	$31,814.69	$0.00
0200	0882025	88	0360		PVCI20CI305413	GEM BUSINESS FORMS, INC.	11/13/20	2020	$3,762.77	$0.00
0200	0882025	88	0360		PVCI20CI305415	ROOT BROS MFG & SUPPLY C	11/13/20	2020	$2,503.69	$660.52
0200	0882025	88	0360		PVCI20CI305480	ROOT BROS MFG & SUPPLY C	10/6/20	2020	$7,714.00	$0.00
0200	0882025	88	0360		PVCI20CI305482	ROOT BROS MFG & SUPPLY C	10/6/20	2020	$531.84	$0.00
0200	0882025	88	0360		PVCI20CI305486	CHICAGO UNITED INDUSTRIE	10/6/20	2020	$1,495.48	$0.00
0200	0882025	88	0360		PVCI20CI305488	ALPHA SPECIALTY SUPPLY, I	10/6/20	2020	$3,010.00	$0.00
0200	0882025	88	0360		PVCI20CI305489	JOHNSON PIPE & SUPPLY CO	10/6/20	2020	$400.54	$0.00
0200	0882025	88	0360		PVCI20CI305528	CHICAGO UNITED INDUSTRIE	10/7/20	2020	$217,085.00	$0.00
0200	0882025	88	0360		PVCI20CI305531	T & N CHICAGO, INC.	10/8/20	2020	$74,347.76	$13,308.84
0200	0882025	88	0360		PVCI20CI305533	T & N CHICAGO, INC.	10/8/20	2020	$13,489.62	$0.00
0200	0882025	88	0360		PVCI20CI305553	T & N CHICAGO, INC.	10/13/20	2020	$15,471.40	$0.00
0200	0882025	88	0360		PVCI20CI305574	T & N CHICAGO, INC.	10/13/20	2020	$89,819.46	$0.00
0200	0882025	88	0360		PVCI20CI305636	ROOT BROS MFG & SUPPLY C	10/16/20	2020	$1,228.72	$0.00
0200	0882025	88	0360		PVCI20CI305666	T & N CHICAGO, INC.	10/20/20	2020	$18,376.80	$0.00
0200	0882025	88	0360		PVCI20CI305667	T & N CHICAGO, INC.	10/20/20	2020	$5,064.00	$0.00
0200	0882025	88	0360		PVCI20CI305668	T & N CHICAGO, INC.	10/20/20	2020	$49,269.52	$0.00
0200	0882025	88	0360		PVCI20CI305784	AZTEC SUPPLY CORPORATIO	10/23/20	2020	$18,285.12	$0.00
0200	0882025	88	0360		PVCI20CI305785	ALPHA SPECIALTY SUPPLY, I	10/23/20	2020	$12,040.00	$0.00
0200	0882025	88	0360		PVCI20CI305788	CITYESCAPE GARDEN & DESI	10/23/20	2020	$1,580.00	$0.00

0200	0882025	88	0360	220360	PVCI20CI305791	AZTEC SUPPLY CORPORATIO	10/23/20	2020	$142.56	$0.00
0200	0882025	88	0360		PVCI20CI305793	HENRY FRERK SONS INC	10/23/20	2020	$2,745.00	$0.00
0200	0882025	88	0360		PVCI20CI305810	BUILDERS CHICAGO CORPOR	10/27/20	2020	$2,799.38	$0.00
0200	0882025	88	0360		PVCI20CI305823	HENRY FRERK SONS INC	10/27/20	2020	$24,814.40	$0.00
0200	0882025	88	0360		PVCI20CI305825	HENRY FRERK SONS INC	10/27/20	2020	$41,040.00	$0.00
0200	0882025	88	0360		PVCI20CI305830	ROOT BROS MFG & SUPPLY C	10/27/20	2020	$5,759.00	$0.00
0200	0882025	88	0360		PVCI20CI305850	HENRY FRERK SONS INC	10/28/20	2020	$28,468.00	$0.00
0200	0882025	88	0360		PVCI20CI305899	AZTEC SUPPLY CORPORATIO	10/29/20	2020	$23,052.40	$0.00
0200	0882025	88	0360		PVCI20CI305938	GRAYBAR ELECTRIC CO INC	10/30/20	2020	$219.96	$0.00
0200	0882025	88	0360		PVCI20CI306040	T & N CHICAGO, INC.	11/6/20	2020	$82,150.90	$0.00
0200	0882025	88	0360		PVCI20CI306042	HENRY FRERK SONS INC	11/6/20	2020	$19,421.72	$0.00
0200	0882025	88	0360		PVCI20CI306054	ROOT BROS MFG & SUPPLY C	11/6/20	2020	$429.00	$0.00
0200	0882025	88	0360		PVCI20CI306065	BUILDERS CHICAGO CORPOR	11/19/20	2020	$2,651.60	$0.00
0200	0882025	88	0360		PVCI20CI306067	ALPHA SPECIALTY SUPPLY, I	11/19/20	2020	$9,030.00	$0.00
0200	0882025	88	0360		PVCI20CI306069	ALPHA SPECIALTY SUPPLY, I	11/19/20	2020	$2,257.50	$0.00
0200	0882025	88	0360		PVCI20CI306110	WATER TECHNOLOGY RESO	11/23/20	2020	$13,160.00	$0.00
0200	0882025	88	0360		PVCI20CI306259	AZTEC SUPPLY CORPORATIO	12/3/20	2020	$50.60	$0.00
0200	0882025	88	0360		PVCI20CI306333	ROOT BROS MFG & SUPPLY C	12/9/20	2020	$28,886.40	$0.00
0200	0882025	88	0360		PVCI20CI306460	RAE PRODUCTS & CHEMICAL	12/15/20	2020	$9,495.42	$0.00
0200	0882025	88	0360		PVCI20CI306483	ROOT BROS MFG & SUPPLY C	12/16/20	2020	$80.80	$0.00
0200	0882025	88	0360		PVCI20CI306485	ALPHA SPECIALTY SUPPLY, I	1/26/21	2020	$6,772.50	$0.00
0200	0882025	88	0360		PVCI20CI306519	RAE PRODUCTS & CHEMICAL	12/14/20	2020	$9,495.42	$0.00
0200	0882025	88	0360		PVCI20CI306519	RAE PRODUCTS & CHEMICAL	12/15/20	2020	$0.00	$9,495.42
0200	0882025	88	0360		PVCI20CI306565	ROOT BROS MFG & SUPPLY C	12/23/20	2020	$73,230.00	$0.00
0200	0882025	88	0360		PVCI20CI306568	BUILDERS CHICAGO CORPOR	12/23/20	2020	$1,623.50	$0.00
0200	0882025	88	0360		PVCI20CI306576	BUILDERS CHICAGO CORPOR	12/28/20	2020	$2,735.91	$0.00
0200	0882025	88	0360		PVCI20CI306617	HENRY FRERK SONS INC	12/29/20	2020	$12,657.84	$0.00
0200	0882025	88	0360		PVCI20CI306620	ROOT BROS MFG & SUPPLY C	12/29/20	2020	$6,197.04	$0.00
0200	0882025	88	0360		PVCI20CI306631	ROOT BROS MFG & SUPPLY C	12/29/20	2020	$3,143.56	$0.00
0200	0882025	88	0360		PVCI20CI306632	ROOT BROS MFG & SUPPLY C	12/29/20	2020	$893.40	$0.00
0200	0882025	88	0360		PVCI20CI306633	ROOT BROS MFG & SUPPLY C	12/29/20	2020	$35,732.75	$0.00
0200	0882025	88	0360		PVCI20CI306636	ROOT BROS MFG & SUPPLY C	12/29/20	2020	$2,307.90	$0.00
0200	0882025	88	0360		PVCI20CI306637	ROOT BROS MFG & SUPPLY C	12/29/20	2020	$12,308.10	$0.00
0200	0882025	88	0360		PVCI20CI307026	T & N CHICAGO, INC.	1/11/21	2020	$17,323.28	$0.00
0200	0882025	88	0360		PVCI20CI3070276	ROOT BROS MFG & SUPPLY C	1/12/21	2020	$4,836.00	$0.00
0200	0882025	88	0360		PVCI20CI307062	ROOT BROS MFG & SUPPLY C	1/12/21	2020	$8,112.00	$0.00
0200	0882025	88	0360		PVCI20CI307109	EJ USA, INC.	1/13/21	2020	$9,800.00	$0.00
0200	0882025	88	0360		PVCI20CI307110	ALPHA SPECIALTY SUPPLY, I	1/13/21	2020	$4,515.00	$0.00
0200	0882025	88	0360		PVCI20CI307117	ROOT BROS MFG & SUPPLY C	1/14/21	2020	$50.40	$0.00

0200	0882025	88	0360	220360	PVCI20CI307120	ALPHA SPECIALTY SUPPLY, I	1/26/21	2020	$1,580.25	$0.00
0200	0882025	88	0360		PVCI20CI307306	INDUSTRIAL FENCE INC.	1/25/21	2020	$13,273.56	$0.00
0200	0882025	88	0360		PVCI20CI307340	EJ USA, INC.	1/26/21	2020	$1,690.00	$0.00
0200	0882025	88	0360		PVCI20CI307406	HENRY FRERK SONS INC	1/29/21	2020	$4,821.60	$0.00
0200	0882025	88	0360		PVCI20CI307481	BUILDERS CHICAGO CORPOR	2/4/21	2020	$7,095.77	$0.00
0200	0882025	88	0360		PVCI20CI307646	T & N CHICAGO, INC.	2/16/21	2020	$547.60	$0.00
0200	0882025	88	0360		PVCI20CI308632	ROOT BROS MFG & SUPPLY C	3/6/20	2020	$845.00	$0.00
0200	0882025	88	0360		PVCI20CI310013	ROOT BROS MFG & SUPPLY C	3/8/21	2020	$2,204.00	$0.00
0200	0882025	88	0360		PVCI20CI500111	ROOT BROS MFG & SUPPLY C	2/21/20	2020	$3,408.42	$0.00
0200	0882025	88	0360		PVCI20CI501005	EJ USA, INC.	6/16/20	2020	$44,684.01	$0.00
0200	0882025	88	0360		PVCI20CI501011	ROOT BROS MFG & SUPPLY C	6/16/20	2020	$30,023.74	$0.00
0200	0882025	88	0360		PVCI20CI501012	ROOT BROS MFG & SUPPLY C	6/16/20	2020	$2,609.00	$0.00
0200	0882025	88	0360		PVCI20CI501013	ROOT BROS MFG & SUPPLY C	6/16/20	2020	$3,041.28	$0.00
0200	0882025	88	0360		PVCI20CI502447	BSM TECHNOLOGIES	12/2/20	2020	$0.00	$10,000.00
0200	0882025	88	0360		PVCI20CI502447	BSM TECHNOLOGIES	1/21/21	2020	$10,000.00	$0.00
0200	0882025	88	0360		PVCI20CI502668	CHICAGO UNITED INDUSTRIE	11/16/20	2020	$49,550.00	$0.00
0200	0882025	88	0360		PVCI20CI600641	ROOT BROS MFG & SUPPLY C	3/18/20	2020	$2,865.24	$0.00
0200	0882025	88	0360		PVCI20CI700960	AMERICAN BUILDING SERVIC	6/16/20	2020	$792.40	$0.00
0200	0882025	88	0360		PVCI20CI700972	BUILDERS CHICAGO CORPOR	6/17/20	2020	$2,255.28	$0.00
0200	0882025	88	0360		PVCI20CI700975	AZTEC SUPPLY CORPORATIO	6/17/20	2020	$5,207.70	$0.00
0200	0882025	88	0360		PVCI20CI701658	ROOT BROS MFG & SUPPLY C	8/27/20	2020	$3,141.10	$0.00
0200	0882035	88	0360		PVCI20CI204118	JOHNSON PIPE & SUPPLY CO	12/10/20	2020	$1,538.94	$0.00
0200	0882035	88	0360		PVCI20CI204775	CHICAGO UNITED INDUSTRIE	1/25/21	2020	$19,000.00	$0.00
0200	0882035	88	0360		PVCI20CI300245	ROOT BROS MFG & SUPPLY C	2/18/20	2020	$217.50	$0.00
0200	0882035	88	0360		PVCI20CI300487	JOHNSON PIPE & SUPPLY CO	3/12/20	2020	$4,008.35	$0.00
0200	0882035	88	0360		PVCI20CI300720	JOHNSON PIPE & SUPPLY CO	3/25/20	2020	$2,201.60	$0.00
0200	0882035	88	0360		PVCI20CI30082	MSC INDUSTRIAL SUPPLY CO	3/16/21	2020	$7,075.40	$0.00
0200	0882035	88	0360		PVCI20CI300976	CHICAGO UNITED INDUSTRIE	4/7/20	2020	$1,920.00	$0.00
0200	0882035	88	0360		PVCI20CI300986	ROOT BROS MFG & SUPPLY C	4/7/20	2020	$1,269.00	$0.00
0200	0882035	88	0360		PVCI20CI300988	ROOT BROS MFG & SUPPLY C	4/7/20	2020	$334.88	$0.00
0200	0882035	88	0360		PVCI20CI301013	JOHNSON PIPE & SUPPLY CO	4/8/20	2020	$2,809.42	$1,388.09
0200	0882035	88	0360		PVCI20CI301018	JOHNSON PIPE & SUPPLY CO	4/13/20	2020	$3,628.82	$0.00
0200	0882035	88	0360		PVCI20CI302016	JOHNSON PIPE & SUPPLY CO	5/21/20	2020	$494.34	$0.00
0200	0882035	88	0360		PVCI20CI302025	JOHNSON PIPE & SUPPLY CO	5/21/20	2020	$373.30	$0.00
0200	0882035	88	0360		PVCI20CI302057	JOHNSON PIPE & SUPPLY CO	5/22/20	2020	$1,241.83	$0.00
0200	0882035	88	0360		PVCI20CI302082	JOHNSON PIPE & SUPPLY CO	5/27/20	2020	$947.67	$0.00
0200	0882035	88	0360		PVCI20CI302119	JOHNSON PIPE & SUPPLY CO	5/29/20	2020	$478.10	$0.00
0200	0882035	88	0360		PVCI20CI302301	ROOT BROS MFG & SUPPLY C	6/10/20	2020	$58.80	$0.00
0200	0882035	88	0360		PVCI20CI302318	BADGER METER INC	6/11/20	2020	$5,135.00	$0.00

0200	0882035	88	0360	220360	PVCI20CI302370	CHICAGO UNITED INDUSTRIE	6/18/20	2020	$1,746.00	$0.00
0200	0882035	88	0360		PVCI20CI302733	JOHNSON PIPE & SUPPLY CO	7/6/20	2020	$55.00	$0.00
0200	0882035	88	0360		PVCI20CI302875	JOHNSON PIPE & SUPPLY CO	7/7/20	2020	$178.40	$0.00
0200	0882035	88	0360		PVCI20CI303020	ROOT BROS MFG & SUPPLY C	7/15/20	2020	$933.60	$0.00
0200	0882035	88	0360		PVCI20CI303022	ROOT BROS MFG & SUPPLY C	7/15/20	2020	$2,094.12	$0.00
0200	0882035	88	0360		PVCI20CI303057	ROOT BROS MFG & SUPPLY C	7/16/20	2020	$107.04	$0.00
0200	0882035	88	0360		PVCI20CI303542	JOHNSON PIPE & SUPPLY CO	8/17/20	2020	$175.59	$0.00
0200	0882035	88	0360		PVCI20CI303753	JOHNSON PIPE & SUPPLY CO	9/3/20	2020	$213.66	$0.00
0200	0882035	88	0360		PVCI20CI303804	JOHNSON PIPE & SUPPLY CO	9/10/20	2020	$239.76	$0.00
0200	0882035	88	0360		PVCI20CI305222	JOHNSON PIPE & SUPPLY CO	10/1/20	2020	$99.06	$0.00
0200	0882035	88	0360		PVCI20CI305405	CHICAGO UNITED INDUSTRIE	11/13/20	2020	$16,540.00	$0.00
0200	0882035	88	0360		PVCI20CI305849	ROOT BROS MFG & SUPPLY C	10/28/20	2020	$2,859.10	$0.00
0200	0882035	88	0360		PVCI20CI306338	JOHNSON PIPE & SUPPLY CO	12/9/20	2020	$2,201.60	$0.00
0200	0882035	88	0360		PVCI20CI306374	JOHNSON PIPE & SUPPLY CO	12/10/20	2020	$26.04	$0.00
0200	0882035	88	0360		PVCI20CI306375	JOHNSON PIPE & SUPPLY CO	12/10/20	2020	$304.26	$0.00
0200	0882035	88	0360		PVCI20CI306376	JOHNSON PIPE & SUPPLY CO	12/10/20	2020	$99.06	$0.00
0200	0882035	88	0360		PVCI20CI306377	JOHNSON PIPE & SUPPLY CO	12/10/20	2020	$24.71	$0.00
0200	0882035	88	0360		PVCI20CI306387	JOHNSON PIPE & SUPPLY CO	12/11/20	2020	$30.12	$0.00
0200	0882035	88	0360		PVCI20CI306631	ROOT BROS MFG & SUPPLY C	12/29/20	2020	$296.13	$0.00
0200	0882035	88	0360		PVCI20CI307062	ROOT BROS MFG & SUPPLY C	1/12/21	2020	$1,410.00	$0.00
0200	0882035	88	0360		PVCI20CI307179	JOHNSON PIPE & SUPPLY CO	1/19/21	2020	$673.60	$0.00
0200	0882035	88	0360		PVCI20CI307180	JOHNSON PIPE & SUPPLY CO	1/19/21	2020	$3,890.49	$0.00
0200	0882035	88	0360		PVCI20CI307181	JOHNSON PIPE & SUPPLY CO	1/19/21	2020	$6,056.90	$0.00
0200	0882035	88	0360		PVCI20CI307184	MSC INDUSTRIAL SUPPLY CO	2/8/21	2020	$685.58	$685.58
0200	0882035	88	0360		PVCI20CI307185	JOHNSON PIPE & SUPPLY CO	1/19/21	2020	$2,400.51	$0.00
0200	0882035	88	0360		PVCI20CI307649	MSC INDUSTRIAL SUPPLY CO	2/16/21	2020	$787.60	$0.00
0200	0882035	88	0360		PVCI20CI330024	JOHNSON PIPE & SUPPLY CO	3/3/21	2020	$1,536.85	$0.00
0200	0882035	88	0360		PVCI20CI330025	JOHNSON PIPE & SUPPLY CO	3/3/21	2020	$378.30	$0.00
0200	0882035	88	0360		PVCI20CI330043	JOHNSON PIPE & SUPPLY CO	3/5/21	2020	$1,907.50	$0.00
0200	0882035	88	0360		PVCI20CI330090	JOHNSON PIPE & SUPPLY CO	3/23/21	2020	$381.50	$0.00
0200	0882035	88	0360		PVCI20CI701659	JOHNSON PIPE & SUPPLY CO	8/27/20	2020	$735.73	$0.00
0200	0884146	88	0360		PVCI20CI300158	JOHNSON PIPE & SUPPLY CO	2/13/20	2020	$1,213.01	$0.00
0200	0884146	88	0360		PVCI20CI300166	JOHNSON PIPE & SUPPLY CO	2/13/20	2020	$1,396.86	$0.00
0200	0884146	88	0360		PVCI20CI300301	JOHNSON PIPE & SUPPLY CO	3/5/20	2020	$53.76	$0.00
0200	0884146	88	0360		PVCI20CI300747	JOHNSON PIPE & SUPPLY CO	3/26/20	2020	$77.48	$0.00
0200	0884146	88	0360		PVCI20CI301450	JOHNSON PIPE & SUPPLY CO	5/1/20	2020	$630.72	$0.00
0200	0884146	88	0360		PVCI20CI301451	JOHNSON PIPE & SUPPLY CO	5/1/20	2020	$2,191.36	$0.00
0200	0884146	88	0360		PVCI20CI301462	JOHNSON PIPE & SUPPLY CO	5/4/20	2020	$304.27	$0.00
0200	0884146	88	0360		PVCI20CI302489	JOHNSON PIPE & SUPPLY CO	6/25/20	2020	$18,167.60	$0.00

0200	0884146	88	0360	220360	PVCI20CI303117	JOHNSON PIPE & SUPPLY CO	7/21/20	2020	$10,889.81	$0.00
0200	0884146	88	0360		PVCI20CI303702	JOHNSON PIPE & SUPPLY CO	9/1/20	2020	$433.76	$0.00
0200	0884146	88	0360		PVCI20CI303705	JOHNSON PIPE & SUPPLY CO	9/1/20	2020	$1,372.38	$0.00
0200	0884146	88	0360		PVCI20CI303707	PALM ELECTRIC COMPANY	9/1/20	2020	$1,722.00	$0.00
0200	0884146	88	0360		PVCI20CI303828	JOHNSON PIPE & SUPPLY CO	9/10/20	2020	$503.48	$0.00
0200	0884146	88	0360		PVCI20CI305215	MSC INDUSTRIAL SUPPLY CO	10/1/20	2020	$328.15	$0.00
0200	0884146	88	0360		PVCI20CI305228	MSC INDUSTRIAL SUPPLY CO	10/2/20	2020	$358.16	$0.00
0200	0884146	88	0360		PVCI20CI305352	JOHNSON PIPE & SUPPLY CO	10/5/20	2020	$656.21	$0.00
0200	0884146	88	0360		PVCI20CI305560	PALM ELECTRIC COMPANY	10/13/20	2020	$5,572.33	$0.00
0200	0884146	88	0360		PVCI20CI306013	MIDWEST SERVICE CENTER L	11/4/20	2020	$7,990.00	$0.00
0200	0884146	88	0360		PVCI20CI306018	PALM ELECTRIC COMPANY	11/4/20	2020	$455.76	$0.00
0200	0884146	88	0360		PVCI20CI306021	JOHNSON PIPE & SUPPLY CO	11/4/20	2020	$10,706.96	$0.00
0200	0884146	88	0360		PVCI20CI307153	AZTEC SUPPLY CORPORATIO	1/15/21	2020	$38.56	$0.00
0200	0884146	88	0360		PVCI20CI30A450	JOHNSON PIPE & SUPPLY CO	5/1/20	2020	$630.72	$630.72
0200	0884146	88	0360		PVCI20CI502113	PALM ELECTRIC COMPANY	9/28/20	2020	$443.76	$0.00
0200	0884146	88	0360		PVCI20CI700433	JOHNSON PIPE & SUPPLY CO	3/24/20	2020	$3,144.60	$0.00
0200	0884150	88	0360		PVCI20CI300300	B&W CONTROL SYSTEMS INT	3/5/20	2020	$399.75	$399.75
0200	0884150	88	0360		PVCI20CI300303	JOHNSON PIPE & SUPPLY CO	3/5/20	2020	$397.00	$0.00
0200	0884150	88	0360		PVCI20CI300555	ROOT BROS MFG & SUPPLY C	2/25/20	2020	$1,026.00	$0.00
0200	0884150	88	0360		PVCI20CI300781	MSC INDUSTRIAL SUPPLY CO	3/27/20	2020	$338.27	$0.00
0200	0884150	88	0360		PVCI20CI300809	AIR ONE EQUIPMENT INC	3/16/20	2020	$643.08	$0.00
0200	0884150	88	0360		PVCI20CI301048	B&W CONTROL SYSTEMS INT	4/10/20	2020	$1,506.75	$0.00
0200	0884150	88	0360		PVCI20CI301048	B&W CONTROL SYSTEMS INT	5/27/20	2020	$0.00	$1,506.75
0200	0884150	88	0360		PVCI20CI301077	SOUTHWEST INDUSTRIES D/E	4/13/20	2020	$2,884.00	$0.00
0200	0884150	88	0360		PVCI20CI301396	SOUTHWEST INDUSTRIES D/E	4/29/20	2020	$1,442.00	$0.00
0200	0884150	88	0360		PVCI20CI301757	ANCHOR MECHANICAL, INC	5/14/20	2020	$132,395.56	$0.00
0200	0884150	88	0360		PVCI20CI302259	MSC INDUSTRIAL SUPPLY CO	6/9/20	2020	$2,137.46	$0.00
0200	0884150	88	0360		PVCI20CI302269	JOHNSON PIPE & SUPPLY CO	6/9/20	2020	$10,772.20	$0.00
0200	0884150	88	0360		PVCI20CI302271	JOHNSON PIPE & SUPPLY CO	6/9/20	2020	$33,544.00	$0.00
0200	0884150	88	0360		PVCI20CI303068	SOUTHWEST INDUSTRIES D/E	7/17/20	2020	$4,326.00	$0.00
0200	0884150	88	0360		PVCI20CI303339	ANCHOR MECHANICAL, INC	8/3/20	2020	$9,338.74	$0.00
0200	0884150	88	0360		PVCI20CI303629	SOUTHWEST INDUSTRIES D/E	8/20/20	2020	$1,442.00	$0.00
0200	0884150	88	0360		PVCI20CI303730	B&W CONTROL SYSTEMS INT	9/2/20	2020	$3,004.62	$0.00
0200	0884150	88	0360		PVCI20CI303822	ROOT BROS MFG & SUPPLY C	9/10/20	2020	$1,945.95	$0.00
0200	0884150	88	0360		PVCI20CI306131	B&W CONTROL SYSTEMS INT	11/24/20	2020	$1,881.21	$0.00
0200	0884150	88	0360		PVCI20CI306418	SOUTHWEST INDUSTRIES D/E	12/14/20	2020	$2,884.00	$0.00
0200	0884150	88	0360		PVCI20CI307455	RAE PRODUCTS & CHEMICAL	2/2/21	2020	$2,582.10	$0.00
0200	0884150	88	0360		PVCI20CI500959	BUILDERS CHICAGO CORPOR	6/12/20	2020	$3,395.60	$0.00
0200	0884150	88	0360		PVCI20CI502446	SOUTHWEST INDUSTRIES D/E	10/27/20	2020	$2,884.00	$0.00

0200	0884150	88	0360	220360	PVCI20CI700956	JOHNSON PIPE & SUPPLY CO	6/16/20	2020	$12,796.02	$0.00
0200	0884155	88	0360		PVCI20CI301021	MSC INDUSTRIAL SUPPLY CO	4/13/20	2020	$3,398.00	$0.00
0200	0884155	88	0360		PVCI20CI301066	ANCHOR MECHANICAL, INC	4/10/20	2020	$4,332.01	$0.00
0200	0884155	88	0360		PVCI20CI301454	B&W CONTROL SYSTEMS INT	5/4/20	2020	$29,760.53	$0.00
0200	0884155	88	0360		PVCI20CI301664	ROOT BROS MFG & SUPPLY C	5/8/20	2020	$3,053.00	$0.00
0200	0884155	88	0360		PVCI20CI301688	JOHNSON PIPE & SUPPLY CO	5/11/20	2020	$1,550.74	$0.00
0200	0884155	88	0360		PVCI20CI301733	JOHNSON PIPE & SUPPLY CO	5/13/20	2020	$5,893.82	$0.00
0200	0884155	88	0360		PVCI20CI301924	JOHNSON PIPE & SUPPLY CO	5/18/20	2020	$25,270.00	$0.00
0200	0884155	88	0360		PVCI20CI302061	PALM ELECTRIC COMPANY	5/26/20	2020	$8,640.30	$0.00
0200	0884155	88	0360		PVCI20CI302171	PALM ELECTRIC COMPANY	6/3/20	2020	$2,794.40	$0.00
0200	0884155	88	0360		PVCI20CI302730	ROOT BROS MFG & SUPPLY C	7/6/20	2020	$655.04	$0.00
0200	0884155	88	0360		PVCI20CI302933	B&W CONTROL SYSTEMS INT	7/10/20	2020	$10,791.90	$0.00
0200	0884155	88	0360		PVCI20CI303052	MIDWEST SERVICE CENTER L	7/16/20	2020	$65,743.36	$0.00
0200	0884155	88	0360		PVCI20CI303059	ROOT BROS MFG & SUPPLY C	7/16/20	2020	$5,700.00	$0.00
0200	0884155	88	0360		PVCI20CI303131	JOHNSON PIPE & SUPPLY CO	7/21/20	2020	$3,727.52	$0.00
0200	0884155	88	0360		PVCI20CI303291	PALM ELECTRIC COMPANY	7/30/20	2020	$12,171.60	$0.00
0200	0884155	88	0360		PVCI20CI303838	AIR ONE EQUIPMENT INC	9/11/20	2020	$2,480.53	$0.00
0200	0884155	88	0360		PVCI20CI304058	GRAYBAR ELECTRIC CO INC	9/22/20	2020	$1,740.00	$0.00
0200	0884155	88	0360		PVCI20CI305123	THOMAS SCIENTIFIC	9/25/20	2020	$4,391.71	$0.00
0200	0884155	88	0360		PVCI20CI305234	AIR ONE EQUIPMENT INC	10/2/20	2020	$11,553.01	$0.00
0200	0884155	88	0360		PVCI20CI305537	AIR ONE EQUIPMENT INC	10/8/20	2020	$6,032.45	$0.00
0200	0884155	88	0360		PVCI20CI305663	B&W CONTROL SYSTEMS INT	10/20/20	2020	$577.76	$0.00
0200	0884155	88	0360		PVCI20CI305916	MIDWEST SERVICE CENTER L	10/29/20	2020	$2,195.00	$0.00
0200	0884155	88	0360		PVCI20CI306505	RUSSO HARDWARE INC D/B/A	12/17/20	2020	$248.72	$0.00
0200	0884155	88	0360		PVCI20CI306664	K-PLUS MECHANICAL INC	12/30/20	2020	$1,386.00	$0.00
0200	0884155	88	0360		PVCI20CI306665	COURTESY ELECTRIC INC	12/30/20	2020	$2,073.78	$0.00
0200	0884155	88	0360		PVCI20CI307651	JOHNSON PIPE & SUPPLY CO	2/16/21	2020	$6,642.90	$0.00
0200	0884155	88	0360		PVCI20CI307702	THOMAS SCIENTIFIC	2/23/21	2020	$19,141.16	$0.00
0200	0884165	88	0360		PVCI20CI303135	JOHNSON PIPE & SUPPLY CO	7/21/20	2020	$562.98	$0.00
0200	0884165	88	0360		PVCI20CI303707	PALM ELECTRIC COMPANY	9/1/20	2020	$6,840.95	$0.00
0200	0884165	88	0360		PVCI20CI307595	PALM ELECTRIC COMPANY	2/11/21	2020	$6,488.40	$0.00
0200	0884165	88	0360		PVCI20CI307611	RUSSO HARDWARE INC D/B/A	2/11/21	2020	$199.98	$0.00
0200	0884175	88	0360		PVCI20CI301444	JOHNSON PIPE & SUPPLY CO	5/1/20	2020	$466.44	$0.00
0200	0884175	88	0360		PVCI20CI301799	JOHNSON PIPE & SUPPLY CO	5/15/20	2020	$848.43	$0.00
0200	0884175	88	0360		PVCI20CI301839	JOHNSON PIPE & SUPPLY CO	5/19/20	2020	$383.93	$0.00
0200	0884175	88	0360		PVCI20CI303114	JOHNSON PIPE & SUPPLY CO	7/20/20	2020	$688.58	$0.00
0200	0884175	88	0360		PVCI20CI303123	JOHNSON PIPE & SUPPLY CO	7/21/20	2020	$881.04	$0.00
0200	0884175	88	0360		PVCI20CI305637	JOHNSON PIPE & SUPPLY CO	10/16/20	2020	$433.43	$0.00
0200	0884175	88	0360		PVCI20CI305642	JOHNSON PIPE & SUPPLY CO	1/26/21	2020	$293.50	$0.00

0200	0884175	88	0360	220360	PVCI20CI305802	JOHNSON PIPE & SUPPLY CO	10/27/20	2020	$546.14	$0.00
0200	0884175	88	0360		PVCI20CI305803	JOHNSON PIPE & SUPPLY CO	10/27/20	2020	$1,040.58	$0.00
0200	0884175	88	0360		PVCI20CI306400	JOHNSON PIPE & SUPPLY CO	12/11/20	2020	$1,174.32	$127.20
0200	0884175	88	0360		PVCI20CI307155	JOHNSON PIPE & SUPPLY CO	1/15/21	2020	$854.22	$0.00
0200	0884175	88	0360		PVCI20CI501016	PALM ELECTRIC COMPANY	6/16/20	2020	$2,611.25	$0.00
0200	0884175	88	0360		PVCI20CI502109	JOHNSON PIPE & SUPPLY CO	9/28/20	2020	$112.14	$0.00
0200	0884176	88	0360		PVCI20CI200858	JOHNSON PIPE & SUPPLY CO	3/30/20	2020	$1,717.15	$0.00
0200	0884176	88	0360		PVCI20CI300838	JOHNSON PIPE & SUPPLY CO	3/27/20	2020	$2,394.94	$0.00
0200	0884176	88	0360		PVCI20CI300855	JOHNSON PIPE & SUPPLY CO	3/30/20	2020	$5,954.33	$0.00
0200	0884176	88	0360		PVCI20CI301212	JOHNSON PIPE & SUPPLY CO	4/20/20	2020	$1,282.35	$0.00
0200	0884176	88	0360		PVCI20CI302466	JOHNSON PIPE & SUPPLY CO	6/24/20	2020	$1,872.96	$0.00
0200	0884176	88	0360		PVCI20CI302468	JOHNSON PIPE & SUPPLY CO	6/24/20	2020	$3,563.80	$0.00
0200	0884176	88	0360		PVCI20CI302595	JOHNSON PIPE & SUPPLY CO	7/1/20	2020	$4,857.70	$0.00
0200	0884176	88	0360		PVCI20CI302596	JOHNSON PIPE & SUPPLY CO	7/1/20	2020	$1,193.05	$0.00
0200	0884176	88	0360		PVCI20CI303096	GRAYBAR ELECTRIC CO INC	7/20/20	2020	$328.63	$0.00
0200	0884176	88	0360		PVCI20CI303116	JOHNSON PIPE & SUPPLY CO	7/21/20	2020	$156.82	$0.00
0200	0884176	88	0360		PVCI20CI303138	JOHNSON PIPE & SUPPLY CO	7/21/20	2020	$2,577.83	$0.00
0200	0884176	88	0360		PVCI20CI303302	JOHNSON PIPE & SUPPLY CO	7/31/20	2020	$5.79	$0.00
0200	0884176	88	0360		PVCI20CI305640	JOHNSON PIPE & SUPPLY CO	10/16/20	2020	$610.50	$0.00
0200	0884176	88	0360		PVCI20CI305643	JOHNSON PIPE & SUPPLY CO	10/16/20	2020	$1,161.58	$0.00
0200	0884176	88	0360		PVCI20CI307142	JOHNSON PIPE & SUPPLY CO	1/14/21	2020	$505.51	$0.00
0200	0884176	88	0360		PVCI20CI307147	JOHNSON PIPE & SUPPLY CO	1/15/21	2020	$7,845.81	$0.00
0200	0884176	88	0360		PVCI20CI700444	JOHNSON PIPE & SUPPLY CO	3/24/20	2020	$451.02	$0.00
0200	0884176	88	0360		PVCI20CI700447	JOHNSON PIPE & SUPPLY CO	3/24/20	2020	$5,677.71	$0.00
0200	0884185	88	0360		PVCI20CI302327	COURTESY ELECTRIC INC	6/11/20	2020	$9,223.00	$0.00
0200	0884185	88	0360		PVCI20CI302588	PALM ELECTRIC COMPANY	7/1/20	2020	$5,477.50	$0.00
0200	0884185	88	0360		PVCI20CI303113	JOHNSON PIPE & SUPPLY CO	7/20/20	2020	$2,997.50	$0.00
0200	0884185	88	0360		PVCI20CI303285	JOHNSON PIPE & SUPPLY CO	7/30/20	2020	$5,308.46	$0.00
0200	0884185	88	0360		PVCI20CI303387	COURTESY ELECTRIC INC	8/5/20	2020	$18,367.84	$0.00
0200	0884185	88	0360		PVCI20CI700434	JOHNSON PIPE & SUPPLY CO	3/24/20	2020	$858.28	$0.00
0200	0884190	88	0360		PVCI20CI300611	JOHNSON PIPE & SUPPLY CO	2/28/20	2020	$865.50	$0.00
0200	0884190	88	0360		PVCI20CI300685	JOHNSON PIPE & SUPPLY CO	3/24/20	2020	$2,176.48	$0.00
0200	0884190	88	0360		PVCI20CI300745	JOHNSON PIPE & SUPPLY CO	3/26/20	2020	$8,918.10	$0.00
0200	0884190	88	0360		PVCI20CI301800	JOHNSON PIPE & SUPPLY CO	5/15/20	2020	$61.11	$0.00
0200	0884190	88	0360		PVCI20CI301810	JOHNSON PIPE & SUPPLY CO	5/18/20	2020	$6,498.82	$0.00
0200	0884190	88	0360		PVCI20CI303112	JOHNSON PIPE & SUPPLY CO	7/20/20	2020	$2,505.36	$0.00
0200	0884190	88	0360		PVCI20CI303120	JOHNSON PIPE & SUPPLY CO	7/21/20	2020	$6,708.46	$0.00
0200	0884190	88	0360		PVCI20CI303431	JOHNSON PIPE & SUPPLY CO	8/7/20	2020	$1,450.20	$0.00
0200	0884190	88	0360		PVCI20CI303472	JOHNSON PIPE & SUPPLY CO	8/10/20	2020	$1,174.70	$0.00

0200	0884190	88	0360	220360	PVCI20CI305478	MIDWEST SERVICE CENTER L	10/6/20	2020	$19,800.00	$0.00
0200	0884190	88	0360		PVCI20CI306398	JOHNSON PIPE & SUPPLY CO	12/11/20	2020	$407.44	$0.00
0200	0884190	88	0360		PVCI20CI306408	JOHNSON PIPE & SUPPLY CO	12/14/20	2020	$2,842.17	$0.00
0200	0884190	88	0360		PVCI20CI306409	JOHNSON PIPE & SUPPLY CO	12/14/20	2020	$16,229.53	$0.00
0200	0884190	88	0360		PVCI20CI306457	MIDWEST SERVICE CENTER L	12/15/20	2020	$546.00	$0.00
0200	0884190	88	0360		PVCI20CI306465	JOHNSON PIPE & SUPPLY CO	12/15/20	2020	$1,476.33	$0.00
0200	0884190	88	0360		PVCI20CI306466	JOHNSON PIPE & SUPPLY CO	12/15/20	2020	$371.18	$0.00
0200	0884190	88	0360		PVCI20CI306679	JOHNSON PIPE & SUPPLY CO	12/30/20	2020	$378.47	$0.00
0200	0884190	88	0360		PVCI20CI307140	JOHNSON PIPE & SUPPLY CO	1/14/21	2020	$158.80	$0.00
0200	0884190	88	0360		PVCI20CI307193	PALM ELECTRIC COMPANY	1/19/21	2020	$5,056.25	$0.00
0200	0884190	88	0360		PVCI20CI330080	MIDWEST SERVICE CENTER L	3/24/21	2020	$480.00	$480.00
0200	0884190	88	0360		PVCI20CI502110	JOHNSON PIPE & SUPPLY CO	9/28/20	2020	$3,435.90	$0.00
0200	0884195	88	0360		PVCI20CI303124	JOHNSON PIPE & SUPPLY CO	7/21/20	2020	$1,302.45	$0.00
0200	0884195	88	0360		PVCI20CI303135	JOHNSON PIPE & SUPPLY CO	7/21/20	2020	$3,247.99	$0.00
0200	0884195	88	0360		PVCI20CI303391	JOHNSON PIPE & SUPPLY CO	8/5/20	2020	$88.41	$0.00
0200	0884195	88	0360		PVCI20CI303815	JOHNSON PIPE & SUPPLY CO	9/10/20	2020	$28.56	$0.00
0200	0884195	88	0360		PVCI20CI305175	JOHNSON PIPE & SUPPLY CO	9/29/20	2020	$229.21	$0.00
0200	0884195	88	0360		PVCI20CI305477	MIDWEST SERVICE CENTER L	10/6/20	2020	$464.00	$0.00
0200	0884195	88	0360		PVCI20CI306535	JOHNSON PIPE & SUPPLY CO	12/21/20	2020	$796.76	$0.00
0200	0884195	88	0360		PVCI20CI307155	JOHNSON PIPE & SUPPLY CO	1/15/21	2020	$2,578.32	$0.00
0200	0884195	88	0360		PVCI20CI307601	JOHNSON PIPE & SUPPLY CO	2/11/21	2020	$34.72	$0.00
0200	0884200	88	0360		PVCI20CI204119	JOHNSON PIPE & SUPPLY CO	12/10/20	2020	$45.22	$0.00
0200	0884200	88	0360		PVCI20CI204121	JOHNSON PIPE & SUPPLY CO	12/10/20	2020	$317.60	$0.00
0200	0884200	88	0360		PVCI20CI204123	JOHNSON PIPE & SUPPLY CO	12/10/20	2020	$107.19	$0.00
0200	0884200	88	0360		PVCI20CI300167	JOHNSON PIPE & SUPPLY CO	2/13/20	2020	$3,678.18	$0.00
0200	0884200	88	0360		PVCI20CI300502	JOHNSON PIPE & SUPPLY CO	3/13/20	2020	$76.47	$0.00
0200	0884200	88	0360		PVCI20CI301434	JOHNSON PIPE & SUPPLY CO	5/1/20	2020	$360.00	$0.00
0200	0884200	88	0360		PVCI20CI302613	PALM ELECTRIC COMPANY	7/7/20	2020	$639.90	$0.00
0200	0884200	88	0360		PVCI20CI304015	JOHNSON PIPE & SUPPLY CO	9/18/20	2020	$279.19	$0.00
0200	0884200	88	0360		PVCI20CI304069	JOHNSON PIPE & SUPPLY CO	9/22/20	2020	$301.88	$0.00
0200	0884200	88	0360		PVCI20CI306350	COURTESY ELECTRIC INC	12/10/20	2020	$2,975.00	$0.00
0200	0884200	88	0360		PVCI20CI306401	JOHNSON PIPE & SUPPLY CO	12/11/20	2020	$451.85	$0.00
0200	0884200	88	0360		PVCI20CI306457	MIDWEST SERVICE CENTER L	12/15/20	2020	$8,468.00	$0.00
0200	0884200	88	0360		PVCI20CI307141	JOHNSON PIPE & SUPPLY CO	1/14/21	2020	$142.58	$0.00
0200	0884200	88	0360		PVCI20CI307151	MIDWEST SERVICE CENTER L	1/15/21	2020	$4,277.00	$0.00
0200	0884200	88	0360		PVCI20CI307602	MIDWEST SERVICE CENTER L	2/11/21	2020	$2,907.00	$0.00
0200	0884200	88	0360		PVCI20CI307625	JOHNSON PIPE & SUPPLY CO	2/16/21	2020	$307.41	$0.00
0200	0884200	88	0360		PVCI20CI307626	JOHNSON PIPE & SUPPLY CO	2/16/21	2020	$408.44	$0.00
0200	0884205	88	0360		PVCI20CI300785	JOHNSON PIPE & SUPPLY CO	3/27/20	2020	$4,094.53	$0.00

0200	0884205	88	0360	220360	PVCI20CI301447	JOHNSON PIPE & SUPPLY CO	5/1/20	2020	$216.24	$0.00
0200	0884205	88	0360		PVCI20CI302469	JOHNSON PIPE & SUPPLY CO	6/24/20	2020	$27.24	$0.00
0200	0884205	88	0360		PVCI20CI303111	JOHNSON PIPE & SUPPLY CO	7/20/20	2020	$112.72	$0.00
0200	0884205	88	0360		PVCI20CI303122	JOHNSON PIPE & SUPPLY CO	7/21/20	2020	$105.76	$0.00
0200	0884205	88	0360		PVCI20CI303474	JOHNSON PIPE & SUPPLY CO	8/10/20	2020	$1,698.43	$0.00
0200	0884205	88	0360		PVCI20CI303559	GRAYBAR ELECTRIC CO INC	8/18/20	2020	$82.56	$0.00
0200	0884205	88	0360		PVCI20CI303700	JOHNSON PIPE & SUPPLY CO	9/1/20	2020	$114.19	$0.00
0200	0884205	88	0360		PVCI20CI306023	JOHNSON PIPE & SUPPLY CO	11/4/20	2020	$1,780.45	$0.00
0200	0884205	88	0360		PVCI20CI306024	JOHNSON PIPE & SUPPLY CO	11/4/20	2020	$531.72	$0.00
0200	0884205	88	0360		PVCI20CI307507	GRAYBAR ELECTRIC CO INC	2/5/21	2020	$457.44	$0.00
0200	0884205	88	0360		PVCI20CI700435	JOHNSON PIPE & SUPPLY CO	3/24/20	2020	$674.18	$0.00
0200	0884205	88	0360		PVCI20CI700441	JOHNSON PIPE & SUPPLY CO	3/24/20	2020	$3,277.14	$0.00
0200	0884205	88	0360		PVCI20CI700442	JOHNSON PIPE & SUPPLY CO	3/24/20	2020	$132.59	$0.00
0200	0884210	88	0360		PVCI20CI300746	JOHNSON PIPE & SUPPLY CO	3/26/20	2020	$78.00	$0.00
0200	0884210	88	0360		PVCI20CI301380	RUSSO HARDWARE INC D/B/A	4/28/20	2020	$655.26	$0.00
0200	0884210	88	0360		PVCI20CI303043	GRAYBAR ELECTRIC CO INC	7/16/20	2020	$2,833.44	$0.00
0200	0884210	88	0360		PVCI20CI305477	MIDWEST SERVICE CENTER L	10/6/20	2020	$1,656.25	$0.00
0200	0884220	88	0360		PVCI20CI301239	JOHNSON PIPE & SUPPLY CO	4/21/20	2020	$310.30	$0.00
0200	0884220	88	0360		PVCI20CI301812	JOHNSON PIPE & SUPPLY CO	5/18/20	2020	$61.79	$0.00
0200	0884220	88	0360		PVCI20CI301814	JOHNSON PIPE & SUPPLY CO	5/18/20	2020	$620.60	$0.00
0200	0884220	88	0360		PVCI20CI301847	JOHNSON PIPE & SUPPLY CO	5/19/20	2020	$1,018.20	$0.00
0200	0884220	88	0360		PVCI20CI302079	GRAYBAR ELECTRIC CO INC	5/27/20	2020	$1,252.12	$0.00
0200	0884220	88	0360		PVCI20CI303119	JOHNSON PIPE & SUPPLY CO	7/21/20	2020	$2,225.08	$0.00
0200	0884220	88	0360		PVCI20CI303312	GRAYBAR ELECTRIC CO INC	7/31/20	2020	$14,332.18	$0.00
0200	0884220	88	0360		PVCI20CI303851	JOHNSON PIPE & SUPPLY CO	9/11/20	2020	$1,392.00	$0.00
0200	0884220	88	0360		PVCI20CI305353	JOHNSON PIPE & SUPPLY CO	10/5/20	2020	$1,668.45	$0.00
0200	0884220	88	0360		PVCI20CI306674	VALDES LLC	12/30/20	2020	$196.00	$0.00
0200	0884220	88	0360		PVCI20CI307005	JOHNSON PIPE & SUPPLY CO	1/8/21	2020	$2,225.08	$0.00
0200	0884220	88	0360		PVCI20CI330066	JOHNSON PIPE & SUPPLY CO	3/9/21	2020	$12,718.58	$0.00
0200	0884220	88	0360		PVCI20CI502108	JOHNSON PIPE & SUPPLY CO	9/28/20	2020	$928.00	$0.00
0200	0884230	88	0360		PVCI20CI301452	JOHNSON PIPE & SUPPLY CO	5/1/20	2020	$2,337.96	$0.00
0200	0884230	88	0360		PVCI20CI302597	JOHNSON PIPE & SUPPLY CO	7/1/20	2020	$34.70	$0.00
0200	0884230	88	0360		PVCI20CI305938	GRAYBAR ELECTRIC CO INC	10/30/20	2020	$429.26	$0.00
				220360			**Sum:**		**$8,742,617.85**	**$435,263.96**

Fund Code	Cost Center Code	Department Code	Appropriation Code	Account Code	Transaction Reference	Vendor Reference	Posted Date	Year	JE Line Debits	JE Line Credits
0200	0882035	88	0401	220401	PVCI20CI303027	ROOT BROS MFG & SUPPLY C	7/15/20	2020	$476.40	$0.00
0200	0882035	88	0401		PVCI20CI303038	JOHNSON PIPE & SUPPLY CO	7/15/20	2020	$359.76	$0.00
0200	0884145	88	0401		PVCI20CI301698	MSC INDUSTRIAL SUPPLY CO	5/12/20	2020	$46.20	$0.00

0200	0884155	88	0401	220401	PVCI20CI302471	AIR ONE EQUIPMENT INC	6/24/20	2020	$512.78	$0.00
0200	0884155	88	0401		PVCI20CI306382	AIR ONE EQUIPMENT INC	12/11/20	2020	$485.00	$0.00
0200	0884155	88	0401		PVCI20CI501014	MSC INDUSTRIAL SUPPLY CO	6/16/20	2020	$1,832.92	$0.00
0200	0884190	88	0401		PVCI20CI300846	MSC INDUSTRIAL SUPPLY CO	3/30/20	2020	$656.86	$0.00
				220401			**Sum:**		**$4,369.92**	**$0.00**

Fund Code	Cost Center Code	Department Code	Appropriation Code	Account Code	Transaction Reference	Vendor Reference	Posted Date	Year	JE Line Debits	JE Line Credits
0200	0884150	88	0402	220402	PVCI20CI300087	MSC INDUSTRIAL SUPPLY CO	2/5/20	2020	$235.30	$0.00
0200	0884155	88	0401		PVCI20CI302470	AIR ONE EQUIPMENT INC	6/24/20	2020	$325.91	$0.00
0200	0884155	88	0402		PVCI20CI305234	AIR ONE EQUIPMENT INC	10/2/20	2020	$10,249.40	$0.00
0200	0884155	88	0402		PVCI20CI306634	ROOT BROS MFG & SUPPLY C	12/29/20	2020	$2,623.74	$0.00
				220402			**Sum:**		**$13,434.35**	**$0.00**

Fund Code	Cost Center Code	Department Code	Appropriation Code	Account Code	Transaction Reference	Vendor Reference	Posted Date	Year	JE Line Debits	JE Line Credits
0200	0884150	88	0410	220410	PVCI20CI306132	ROOT BROS MFG & SUPPLY C	11/24/20	2020	$129.52	$0.00
0200	0884150	88	0410		PVCI20CI306550	MIDWEST OFFICE INTERIORS	12/23/20	2020	$232.50	$0.00
0200	0884150	88	0410		PVCI20CI307268	ROOT BROS MFG & SUPPLY C	1/22/21	2020	$122.08	$0.00
0200	0884150	88	0410		PVCI20CI310015	ROOT BROS MFG & SUPPLY C	2/27/21	2020	$609.12	$0.00
0200	0884155	88	0410		PVCI20CI302061	PALM ELECTRIC COMPANY	5/26/20	2020	$20,683.56	$0.00
0200	0884155	88	0410		PVCI20CI303838	AIR ONE EQUIPMENT INC	9/11/20	2020	$3,891.10	$0.00
0200	0884155	88	0410		PVCI20CI305084	T & N CHICAGO, INC.	11/10/20	2020	$929.78	$0.00
0200	0884155	88	0410		PVCI20CI305084	T & N CHICAGO, INC.	11/13/20	2020	$0.00	$929.78
0200	0884190	88	0410		PVCI20CI300942	AZTEC SUPPLY CORPORATIO	4/6/20	2020	$631.31	$0.00
				220410			**Sum:**		**$27,228.97**	**$929.78**

Fund Code	Cost Center Code	Department Code	Appropriation Code	Account Code	Transaction Reference	Vendor Reference	Posted Date	Year	JE Line Debits	JE Line Credits
0200	0882015	88	0424	220424	PVCI20CI302525	PERK PRODUCTS INC	6/26/20	2020	$498.72	$0.00
0200	0882035	88	0424		PVCI20CI300464	ROOT BROS MFG & SUPPLY C	3/12/20	2020	$208.30	$0.00
0200	0882035	88	0424		PVCI20CI306620	ROOT BROS MFG & SUPPLY C	12/29/20	2020	$985.90	$0.00
0200	0884155	88	0424		PVCI20CI303902	AIR ONE EQUIPMENT INC	9/14/20	2020	$275.03	$0.00
				220424			**Sum:**		**$1,967.95**	**$0.00**

Fund Code	Cost Center Code	Department Code	Appropriation Code	Account Code	Transaction Reference	Vendor Reference	Posted Date	Year	JE Line Debits	JE Line Credits
0200	0882005	88	0440	220440	PVCI20CI300462	A F C INTERNATIONAL, INC.	4/9/20	2020	$830.10	$0.00
0200	0882005	88	0440		PVCI20CI300792	SILK SCREEN EXPRESS, INC.	3/26/20	2020	$7,100.00	$0.00
0200	0882005	88	0440		PVCI20CI302400	A F C INTERNATIONAL, INC.	6/19/20	2020	$4,956.75	$0.00
0200	0882005	88	0440		PVCI20CI307652	AIR ONE EQUIPMENT INC	2/16/21	2020	$28,580.00	$0.00
0200	0882020	88	0440		PVCI20CI300727	SKYTECH ENTERPRISES, LTD	2/23/21	2020	$84,036.80	$0.00
0200	0882020	88	0440		PVCI20CI330012	SKYTECH ENTERPRISES, LTD	3/2/21	2020	$32,078.88	$0.00
0200	0882020	88	0440		PVCI20CI330021	ANCHOR MECHANICAL, INC	3/3/21	2020	$99,884.56	$0.00

0200	0882025	88	0440	220440	PVCI20CI302927	ROOT BROS MFG & SUPPLY C	7/10/20	2020	$429.00	$0.00
0200	0882025	88	0440		PVCI20CI304754	ROOT BROS MFG & SUPPLY C	10/21/20	2020	$2,865.24	$0.00
0200	0882025	88	0440		PVCI20CI305065	EJ USA, INC.	11/9/20	2020	$18,043.52	$0.00
0200	0882025	88	0440		PVCI20CI305074	ROOT BROS MFG & SUPPLY C	11/9/20	2020	$4,027.68	$0.00
0200	0882025	88	0440		PVCI20CI305967	ROOT BROS MFG & SUPPLY C	11/2/20	2020	$22,395.36	$0.00
0200	0882025	88	0440		PVCI20CI305968	ROOT BROS MFG & SUPPLY C	11/2/20	2020	$2,816.50	$0.00
0200	0882025	88	0440		PVCI20CI306086	ROOT BROS MFG & SUPPLY C	11/20/20	2020	$6,630.00	$0.00
0200	0882025	88	0440		PVCI20CI306333	ROOT BROS MFG & SUPPLY C	12/9/20	2020	$2,352.96	$0.00
0200	0882025	88	0440		PVCI20CI306348	PALM ELECTRIC COMPANY	12/10/20	2020	$1,575.98	$0.00
0200	0882025	88	0440		PVCI20CI3070270	T & N CHICAGO, INC.	1/12/21	2020	$5,646.20	$0.00
0200	0882025	88	0440		PVCI20CI307042	T & N CHICAGO, INC.	1/11/21	2020	$60,610.71	$0.00
0200	0882025	88	0440		PVCI20CI307085	ROOT BROS MFG & SUPPLY C	1/13/21	2020	$7,342.00	$0.00
0200	0882025	88	0440		PVCI20CI307124	ALPHA SPECIALTY SUPPLY, I	1/14/21	2020	$15,840.00	$0.00
0200	0882025	88	0440		PVCI20CI307200	T & N CHICAGO, INC.	1/19/21	2020	$27,655.94	$0.00
0200	0882025	88	0440		PVCI20CI307353	INDUSTRIAL FENCE INC.	1/26/21	2020	$26,893.35	$0.00
0200	0882025	88	0440		PVCI20CI307383	EJ USA, INC.	1/28/21	2020	$162,391.68	$0.00
0200	0882025	88	0440		PVCI20CI330039	ROOT BROS MFG & SUPPLY C	3/4/21	2020	$507.00	$0.00
0200	0884145	88	0440		PVCI20CI00090	PRODUCTION DISTRIBUTION	7/17/20	2020	$3,016.09	$0.00
0200	0884145	88	0440		PVCI20CI302239	PRODUCTION DISTRIBUTION	6/8/20	2020	$5,613.73	$0.00
0200	0884150	88	0440		PVCI20CI204763	MSC INDUSTRIAL SUPPLY CO	1/22/21	2020	$14,788.62	$0.00
0200	0884150	88	0440		PVCI20CI301072	MIDWEST SERVICE CENTER L	4/10/20	2020	$30,480.00	$0.00
0200	0884150	88	0440		PVCI20CI301199	RUSSO HARDWARE INC D/B/A	4/17/20	2020	$7,095.00	$0.00
0200	0884150	88	0440		PVCI20CI301771	PALM ELECTRIC COMPANY	5/14/20	2020	$1,608.40	$0.00
0200	0884150	88	0440		PVCI20CI302137	T & N CHICAGO, INC.	6/1/20	2020	$1,483.50	$0.00
0200	0884150	88	0440		PVCI20CI302332	MSC INDUSTRIAL SUPPLY CO	6/11/20	2020	$3,629.68	$0.00
0200	0884150	88	0440		PVCI20CI302333	MSC INDUSTRIAL SUPPLY CO	6/11/20	2020	$319.75	$0.00
0200	0884150	88	0440		PVCI20CI302730	ROOT BROS MFG & SUPPLY C	7/6/20	2020	$3,528.46	$0.00
0200	0884150	88	0440		PVCI20CI302874	JOHNSON PIPE & SUPPLY CO	7/7/20	2020	$6,590.00	$0.00
0200	0884150	88	0440		PVCI20CI303080	ROOT BROS MFG & SUPPLY C	7/17/20	2020	$1,420.73	$0.00
0200	0884150	88	0440		PVCI20CI303108	ROOT BROS MFG & SUPPLY C	7/20/20	2020	$2,903.64	$0.00
0200	0884150	88	0440		PVCI20CI303708	PALM ELECTRIC COMPANY	9/1/20	2020	$14,390.40	$0.00
0200	0884150	88	0440		PVCI20CI305135	MSC INDUSTRIAL SUPPLY CO	9/25/20	2020	$987.40	$0.00
0200	0884150	88	0440		PVCI20CI306087	ROOT BROS MFG & SUPPLY C	11/20/20	2020	$235.20	$0.00
0200	0884150	88	0440		PVCI20CI306626	ROOT BROS MFG & SUPPLY C	12/29/20	2020	$3,408.22	$0.00
0200	0884150	88	0440		PVCI20CI306631	ROOT BROS MFG & SUPPLY C	12/29/20	2020	$2,247.13	$0.00
0200	0884150	88	0440		PVCI20CI306632	ROOT BROS MFG & SUPPLY C	12/29/20	2020	$75.12	$0.00
0200	0884150	88	0440		PVCI20CI306654	ROOT BROS MFG & SUPPLY C	12/30/20	2020	$16.00	$0.00
0200	0884150	88	0440		PVCI20CI700958	PALM ELECTRIC COMPANY	6/16/20	2020	$1,299.20	$0.00
0200	0884155	88	0440		PVCI20CI301005	MSC INDUSTRIAL SUPPLY CO	4/10/20	2020	$3,729.10	$31.38

0200	0884155	88	0440	220440	PVCI20CI302061	PALM ELECTRIC COMPANY	5/26/20	2020	$5,649.36	$0.00
0200	0884155	88	0440		PVCI20CI303792	AIR ONE EQUIPMENT INC	9/10/20	2020	$9,152.17	$0.00
0200	0884155	88	0440		PVCI20CI303838	AIR ONE EQUIPMENT INC	9/11/20	2020	$4,607.03	$0.00
0200	0884155	88	0440		PVCI20CI30449	JOHNSON PIPE & SUPPLY CO	3/11/20	2020	$7,906.72	$0.00
0200	0884155	88	0440		PVCI20CI305118	ANCHOR MECHANICAL, INC	9/25/20	2020	$37,062.23	$0.00
0200	0884155	88	0440		PVCI20CI305137	ANCHOR MECHANICAL, INC	9/28/20	2020	$1,641.63	$0.00
0200	0884155	88	0440		PVCI20CI305564	ANCHOR MECHANICAL, INC	10/13/20	2020	$509.36	$0.00
0200	0884155	88	0440		PVCI20CI305974	AIR ONE EQUIPMENT INC	11/3/20	2020	$1,830.02	$0.00
0200	0884155	88	0440		PVCI20CI306056	MSC INDUSTRIAL SUPPLY CO	11/9/20	2020	$3,870.57	$0.00
0200	0884155	88	0440		PVCI20CI3069689	MIDWEST SERVICE CENTER L	1/7/21	2020	$9,897.00	$9,897.00
0200	0884155	88	0440		PVCI20CI306969	MIDWEST SERVICE CENTER L	1/7/21	2020	$9,897.00	$0.00
0200	0884170	88	0440		PVCI19CI307252	SET ENVIRONMENTAL INC	5/1/20	2020	$12,621.60	$0.00
0200	0884175	88	0440		PVCI20CI300865	ROOT BROS MFG & SUPPLY C	3/30/20	2020	$826.74	$0.00
0200	0884175	88	0440		PVCI20CI303024	ROOT BROS MFG & SUPPLY C	7/15/20	2020	$1,373.75	$0.00
0200	0884185	88	0440		PVCI20CI306333	ROOT BROS MFG & SUPPLY C	12/9/20	2020	$5,068.10	$0.00
0200	0884190	88	0440		PVCI20CI302257	MSC INDUSTRIAL SUPPLY CO	6/9/20	2020	$2,368.42	$0.00
0200	0884190	88	0440		PVCI20CI306455	MIDWEST SERVICE CENTER L	12/15/20	2020	$1,965.00	$0.00
0200	0884205	88	0440		PVCI20CI305855	CHARLES EQUIPMENT ENER	10/28/20	2020	$65,308.90	$0.00
0200	0884230	88	0440		PVCI20CI306333	ROOT BROS MFG & SUPPLY C	12/9/20	2020	$735.95	$0.00
				220440			**Sum:**		**$916,647.13**	**$9,928.38**

Fund Code	Cost Center Code	Department Code	Appropriation Code	Account Code	Transaction Reference	Vendor Reference	Posted Date	Year	JE Line Debits	JE Line Credits
0200	0884146	88	0445	220445	PVCI20CI302331	MSC INDUSTRIAL SUPPLY CO	6/11/20	2020	$6,369.63	$0.00
0200	0884150	88	0445		PVCI20CI700966	B&W CONTROL SYSTEMS INT	6/16/20	2020	$33,785.50	$0.00
0200	0884155	88	0445		PVCI20CI307167	SDI PRESENCE LLC	1/15/21	2020	$1,270.00	$0.00
0200	0884155	88	0445		PVCI20CI307259	B&W CONTROL SYSTEMS INT	1/22/21	2020	$4,720.75	$0.00
0200	0884155	88	0445		PVCI20CI700966	B&W CONTROL SYSTEMS INT	6/16/20	2020	$24,447.25	$0.00
0200	0884170	88	0445		PVCI20CI307296	CHICAGO UNITED INDUSTRIE	1/25/21	2020	$16,669.67	$0.00
				220445			**Sum:**		**$87,262.80**	**$0.00**

Fund Code	Cost Center Code	Department Code	Appropriation Code	Account Code	Transaction Reference	Vendor Reference	Posted Date	Year	JE Line Debits	JE Line Credits
0200	0882010	88	0446	220446	PVCI20CI303921	DELL MARKETING L.P.	9/14/20	2020	$92,260.74	$0.00
0200	0882020	88	0446		PV88208800273	KRASAN CONSULTING SERVI	3/20/20	2020	$31,353.50	$0.00
0200	0882020	88	0446		PVCI20CI303597	OFFICE DEPOT LLC	8/19/20	2020	$436.32	$0.00
0200	0884150	88	0446		PVCI20CI307514	CDW GOVERNMENT, LLC.	2/5/21	2020	$7,343.70	$0.00
				220446			**Sum:**		**$131,394.26**	**$0.00**

Fund Code	Cost Center Code	Department Code	Appropriation Code	Account Code	Transaction Reference	Vendor Reference	Posted Date	Year	JE Line Debits	JE Line Credits
0200	0882020	88	0450	220450	PVCI20CI303402	SUTTON FORD, INC.	8/6/20	2020	$165,051.70	$0.00

0200	0882020	88	0450	220450	PVCI20CI305925	SUTTON FORD, INC.	10/29/20	2020	$65,422.68	$0.00
				220450			**Sum:**		**$230,474.38**	**$0.00**

Fund Code	Cost Center Code	Department Code	Appropriation Code	Account Code	Transaction Reference	Vendor Reference	Posted Date	Year	JE Line Debits	JE Line Credits
0200	0882025	88	0521	220521	PV88208800212	AT&T CORP	2/19/20	2020	$941.18	$0.00
0200	0882025	88	0521		PVCI20CI200375	T & N CHICAGO, INC.	3/5/20	2020	$74,333.82	$0.00
0200	0882025	88	0521		PVCI20CI200375	T & N CHICAGO, INC.	3/11/20	2020	$0.00	$22,633.68
0200	0882025	88	0521		PVCI20CI300057	EJ USA, INC.	1/30/20	2020	$40,856.88	$0.00
0200	0882025	88	0521		PVCI20CI300070	EJ USA, INC.	1/31/20	2020	$49,210.12	$0.00
0200	0882025	88	0521		PVCI20CI300106	T & N CHICAGO, INC.	2/7/20	2020	$10,390.79	$0.00
0200	0882025	88	0521		PVCI20CI300251	T & N CHICAGO, INC.	2/18/20	2020	$134,492.05	$0.00
0200	0882025	88	0521		PVCI20CI300382	T & N CHICAGO, INC.	3/10/20	2020	$48,967.65	$0.00
0200	0882025	88	0521		PVCI20CI300394	T & N CHICAGO, INC.	3/9/20	2020	$20,037.00	$0.00
0200	0882025	88	0521		PVCI20CI300412	WELCH BROTHERS, INC	3/10/20	2020	$32,458.10	$0.00
0200	0882025	88	0521		PVCI20CI300433	MAT CONSTRUCTION	3/11/20	2020	$70,484.22	$0.00
0200	0882025	88	0521		PVCI20CI300497	MT TRANSIT INC	3/16/20	2020	$155,110.81	$0.00
0200	0882025	88	0521		PVCI20CI300643	T & N CHICAGO, INC.	3/30/20	2020	$29,196.72	$0.00
0200	0882025	88	0521		PVCI20CI300832	T & N CHICAGO, INC.	3/16/20	2020	$19,670.54	$0.00
0200	0882025	88	0521		PVCI20CI300833	T & N CHICAGO, INC.	3/16/20	2020	$25,975.80	$0.00
0200	0882025	88	0521		PVCI20CI300943	T & N CHICAGO, INC.	4/6/20	2020	$7,426.86	$0.00
0200	0882025	88	0521		PVCI20CI301017	T & N CHICAGO, INC.	4/9/20	2020	$22,633.68	$0.00
0200	0882025	88	0521		PVCI20CI301020	T & N CHICAGO, INC.	4/9/20	2020	$6,402.08	$0.00
0200	0882025	88	0521		PVCI20CI301095	OGDEN AVENUE MATERIALS	4/13/20	2020	$54,027.65	$0.00
0200	0882025	88	0521		PVCI20CI301458	T & N CHICAGO, INC.	5/4/20	2020	$142,828.92	$0.00
0200	0882025	88	0521		PVCI20CI301459	T & N CHICAGO, INC.	5/4/20	2020	$2,329.99	$0.00
0200	0882025	88	0521		PVCI20CI301646	T & N CHICAGO, INC.	5/8/20	2020	$49,429.18	$0.00
0200	0882025	88	0521		PVCI20CI302041	T & N CHICAGO, INC.	5/22/20	2020	$2,879.76	$0.00
0200	0882025	88	0521		PVCI20CI302047	T & N CHICAGO, INC.	5/22/20	2020	$24,193.30	$0.00
0200	0882025	88	0521		PVCI20CI302248	T & N CHICAGO, INC.	6/8/20	2020	$43,590.23	$0.00
0200	0882025	88	0521		PVCI20CI302267	T & N CHICAGO, INC.	6/9/20	2020	$10,280.00	$0.00
0200	0882025	88	0521		PVCI20CI302334	T & N CHICAGO, INC.	6/11/20	2020	$35,491.62	$0.00
0200	0882025	88	0521		PVCI20CI302335	T & N CHICAGO, INC.	6/11/20	2020	$23,086.32	$0.00
0200	0882025	88	0521		PVCI20CI302351	T & N CHICAGO, INC.	6/12/20	2020	$4,659.98	$0.00
0200	0882025	88	0521		PVCI20CI302463	T & N CHICAGO, INC.	6/24/20	2020	$13,125.80	$0.00
0200	0882025	88	0521		PVCI20CI302727	T & N CHICAGO, INC.	7/6/20	2020	$224,662.50	$24,962.50
0200	0882025	88	0521		PVCI20CI302728	T & N CHICAGO, INC.	7/6/20	2020	$15,455.06	$0.00
0200	0882025	88	0521		PVCI20CI302868	T & N CHICAGO, INC.	7/7/20	2020	$15,449.55	$0.00
0200	0882025	88	0521		PVCI20CI302869	T & N CHICAGO, INC.	7/7/20	2020	$27,960.16	$0.00
0200	0882025	88	0521		PVCI20CI302924	T & N CHICAGO, INC.	7/10/20	2020	$39,530.43	$0.00

0200	0882025	88	0521	220521	PVCI20CI303262	T & N CHICAGO, INC.	8/17/20	2020	$12,495.00	$0.00
0200	0882025	88	0521		PVCI20CI30340	T & N CHICAGO, INC.	7/15/20	2020	$24,962.50	$0.00
0200	0882025	88	0521		PVCI20CI303430	T & N CHICAGO, INC.	8/7/20	2020	$90,040.10	$0.00
0200	0882025	88	0521		PVCI20CI303435	T & N CHICAGO, INC.	8/7/20	2020	$6,428.66	$0.00
0200	0882025	88	0521		PVCI20CI303437	T & N CHICAGO, INC.	8/7/20	2020	$24,927.50	$0.00
0200	0882025	88	0521		PVCI20CI303438	T & N CHICAGO, INC.	8/7/20	2020	$29,626.12	$0.00
0200	0882025	88	0521		PVCI20CI303495	T & N CHICAGO, INC.	8/13/20	2020	$48,690.96	$0.00
0200	0882025	88	0521		PVCI20CI303681	T & N CHICAGO, INC.	8/31/20	2020	$2,887.30	$0.00
0200	0882025	88	0521		PVCI20CI303726	T & N CHICAGO, INC.	9/2/20	2020	$336,244.22	$0.00
0200	0882025	88	0521		PVCI20CI303728	T & N CHICAGO, INC.	9/2/20	2020	$44,636.20	$0.00
0200	0882025	88	0521		PVCI20CI303743	T & N CHICAGO, INC.	9/3/20	2020	$45,048.25	$0.00
0200	0882025	88	0521		PVCI20CI303744	T & N CHICAGO, INC.	9/3/20	2020	$5,771.58	$0.00
0200	0882025	88	0521		PVCI20CI303745	T & N CHICAGO, INC.	9/3/20	2020	$11,670.78	$0.00
0200	0882025	88	0521		PVCI20CI303746	T & N CHICAGO, INC.	9/3/20	2020	$40,380.00	$0.00
0200	0882025	88	0521		PVCI20CI303905	T & N CHICAGO, INC.	9/14/20	2020	$13,021.65	$0.00
0200	0882025	88	0521		PVCI20CI305066	T & N CHICAGO, INC.	11/9/20	2020	$67,896.71	$0.00
0200	0882025	88	0521		PVCI20CI305532	T & N CHICAGO, INC.	10/8/20	2020	$17,546.30	$0.00
0200	0882025	88	0521		PVCI20CI305554	T & N CHICAGO, INC.	10/13/20	2020	$24,180.00	$0.00
0200	0882025	88	0521		PVCI20CI305574	T & N CHICAGO, INC.	10/13/20	2020	$60,218.97	$0.00
0200	0882025	88	0521		PVCI20CI305575	T & N CHICAGO, INC.	10/13/20	2020	$11,678.40	$0.00
0200	0882025	88	0521		PVCI20CI305576	T & N CHICAGO, INC.	10/13/20	2020	$16,547.03	$0.00
0200	0882025	88	0521		PVCI20CI305577	T & N CHICAGO, INC.	10/13/20	2020	$16,480.97	$0.00
0200	0882025	88	0521		PVCI20CI305667	T & N CHICAGO, INC.	10/20/20	2020	$8,574.60	$0.00
0200	0882025	88	0521		PVCI20CI306006	T & N CHICAGO, INC.	11/3/20	2020	$7,415.20	$0.00
0200	0882025	88	0521		PVCI20CI306038	T & N CHICAGO, INC.	11/6/20	2020	$16,764.80	$0.00
0200	0882025	88	0521		PVCI20CI306041	T & N CHICAGO, INC.	11/6/20	2020	$44,971.70	$0.00
0200	0882025	88	0521		PVCI20CI307026	T & N CHICAGO, INC.	1/11/21	2020	$82,714.20	$0.00
0200	0882025	88	0521		PVCI20CI307037	T & N CHICAGO, INC.	1/11/21	2020	$84,193.32	$0.00
0200	0882025	88	0521		PVCI20CI307110	ALPHA SPECIALTY SUPPLY, I	1/13/21	2020	$2,969.85	$0.00
0200	0882025	88	0521		PVCI20CI307523	T & N CHICAGO, INC.	2/8/21	2020	$17,039.52	$0.00
0200	0882025	88	0521		PVCI20CI307638	ALPHA SPECIALTY SUPPLY, I	2/16/21	2020	$3,502.90	$0.00
0200	0882025	88	0521		PVCI20CI700980	T & N CHICAGO, INC.	6/17/20	2020	$124,812.50	$0.00
				220521			**Sum:**		**$2,821,906.54**	**$47,596.18**

Fund Code	Cost Center Code	Department Code	Appropriation Code	Account Code	Transaction Reference	Vendor Reference	Posted Date	Year	JE Line Debits	JE Line Credits
0200	0882025	88	0140	220540	PV88208800715	BIGANE PAVING COMPANY	6/24/20	2020	$169,016.76	$0.00
0200	0882025	88	0140		PV88208800715	BIGANE PAVING COMPANY	6/30/20	2020	$0.00	$169,016.76
0200	0882025	88	9481		PV88208802068	VICTORY INTERNATIONAL PL	2/3/21	2020	$2,210.00	$0.00
0200	0882025	88	9481		PV88208802079	SUNESYS, LLC	2/10/21	2020	$581.96	$0.00

				220540			**Sum:**		**$171,808.72**	**$169,016.76**

Fund Code	Cost Center Code	Department Code	Appropriation Code	Account Code	Transaction Reference	Vendor Reference	Posted Date	Year	JE Line Debits	JE Line Credits
0200	0882025	88	0360	220600	PVCI20CI304011	CHICAGO UNITED INDUSTRIE	9/18/20	2020	$58,773.60	$0.00
				220600			**Sum:**		**$58,773.60**	**$0.00**

Fund Code	Cost Center Code	Department Code	Appropriation Code	Account Code	Transaction Reference	Vendor Reference	Posted Date	Year	JE Line Debits	JE Line Credits
0200	0032005	03	0700	220700	PV03200300003	OFFICE OF INSPECTOR GENE	2/11/20	2020	$303.75	$0.00
0200	0032005	03	0700		PV03200300010	OFFICE OF INSPECTOR GENE	5/15/20	2020	$303.75	$0.00
0200	0032005	03	0700		PV03200300021	OFFICE OF INSPECTOR GENE	7/9/20	2020	$303.75	$0.00
0200	0032005	03	0700		PV03200300033	OFFICE OF INSPECTOR GENE	10/21/20	2020	$303.75	$0.00
				220700			**Sum:**		**$1,215.00**	**$0.00**

Fund Code	Cost Center Code	Department Code	Appropriation Code	Account Code	Transaction Reference	Vendor Reference	Posted Date	Year	JE Line Debits	JE Line Credits
0200	0994427	99	9611	220801	JV20WS020065405		2/19/20	2020	$5,635,500.00	$0.00
0200	0994427	99	9611		JV20WS020085407		2/19/20	2020	$5,635,500.00	$0.00
0200	0994427	99	9611		JV20WS03068 Adj		3/20/20	2020	$5,635,500.00	$0.00
0200	0994427	99	9611		JV20WS04116 ADJ		4/20/20	2020	$5,635,500.00	$0.00
0200	0994427	99	9611		JV20WS05129 Adj		5/19/20	2020	$5,635,500.00	$0.00
0200	0994427	99	9611		JV20WS06194 Adj		6/26/20	2020	$5,635,500.00	$0.00
0200	0994427	99	9611		JV20WS07219 Adj		7/15/20	2020	$5,635,500.00	$0.00
0200	0994427	99	9611		JV20WS08267 Adj		8/25/20	2020	$5,635,500.00	$0.00
0200	0994427	99	9611		JV20WS09302 Adj		9/25/20	2020	$5,635,500.00	$0.00
0200	0994427	99	9611		JV20WS10331 Adj		10/28/20	2020	$5,635,500.00	$0.00
0200	0994427	99	9611		JV20WS11336 Adj		11/12/20	2020	$5,635,500.00	$0.00
0200	0994427	99	9611		JV20WS12367 Adj		12/9/20	2020	$5,635,500.00	$0.00
				220801			**Sum:**		**$67,626,000.00**	**$0.00**

Fund Code	Cost Center Code	Department Code	Appropriation Code	Account Code	Transaction Reference	Vendor Reference	Posted Date	Year	JE Line Debits	JE Line Credits
0200	0994427	99	9645	220810	JV20WS020065405		2/19/20	2020	$1,810,666.67	$0.00
0200	0994427	99	9645		JV20WS020085407		2/19/20	2020	$1,810,666.67	$0.00
0200	0994427	99	9645		JV20WS03068 Adj		3/20/20	2020	$1,810,666.67	$0.00
0200	0994427	99	9645		JV20WS04116 ADJ		4/20/20	2020	$1,810,666.67	$0.00
0200	0994427	99	9645		JV20WS05129 Adj		5/19/20	2020	$1,810,666.67	$0.00
0200	0994427	99	9645		JV20WS06194 Adj		6/26/20	2020	$1,810,666.67	$0.00
0200	0994427	99	9645		JV20WS07219 Adj		7/15/20	2020	$1,810,666.67	$0.00
0200	0994427	99	9645		JV20WS08267 Adj		8/25/20	2020	$1,810,666.67	$0.00
0200	0994427	99	9645		JV20WS09302 Adj		9/25/20	2020	$1,810,666.67	$0.00
0200	0994427	99	9645		JV20WS10331 Adj		10/28/20	2020	$1,810,666.67	$0.00
0200	0994427	99	9645		JV20WS11336 Adj		11/12/20	2020	$1,810,666.67	$0.00

0200	0994427	99	9645	220810	JV20WS12367 Adj		12/9/20	2020	$1,810,666.63	$0.00
				220810			**Sum:**		**$21,728,000.00**	**$0.00**

Fund Code	Cost Center Code	Department Code	Appropriation Code	Account Code	Transaction Reference	Vendor Reference	Posted Date	Year	JE Line Debits	JE Line Credits
0200	0994427	99	9980	220880	JV20SR07016 Adju		7/30/20	2020	$16,507,000.00	$0.00
0200	0994427	99	9980		JV20SR09116 Adju		10/13/20	2020	$8,253,500.00	$0.00
0200	0994427	99	9980		JV20SR12016 Adju		12/28/20	2020	$8,253,500.00	$0.00
				220880			**Sum:**		**$33,014,000.00**	**$0.00**

Fund Code	Cost Center Code	Department Code	Appropriation Code	Account Code	Transaction Reference	Vendor Reference	Posted Date	Year	JE Line Debits	JE Line Credits
0200	0994427	99	9981	220881	JV20SR07016 Adju		7/30/20	2020	$5,681,500.00	$0.00
0200	0994427	99	9981		JV20SR09116 Adju		10/13/20	2020	$2,840,750.00	$0.00
0200	0994427	99	9981		JV20SR12016 Adju		12/28/20	2020	$2,840,750.00	$0.00
				220881			**Sum:**		**$11,363,000.00**	**$0.00**

Fund Code	Cost Center Code	Department Code	Appropriation Code	Account Code	Transaction Reference	Vendor Reference	Posted Date	Year	JE Line Debits	JE Line Credits
0200	0994427	99	0902	220902	PV27202703066	THE BANK OF NEW YORK	4/14/20	2020	$51,923,488.43	$0.00
0200	0994427	99	0902		PV27202703169	THE BANK OF NEW YORK	10/22/20	2020	$51,961,221.33	$0.00
0200	0994427	99	0943		JV20WS03066 Adj		3/19/20	2020	$100,494.82	$0.00
0200	0994427	99	0943		PV27202703000	ILLINOIS ENVIRONMENTAL PR	1/9/20	2020	$299,171.99	$0.00
0200	0994427	99	0943		PV27202703001	ILLINOIS ENVIRONMENTAL PR	1/9/20	2020	$705,793.11	$0.00
0200	0994427	99	0943		PV27202703002	ILLINOIS ENVIRONMENTAL PR	1/9/20	2020	$172,727.73	$0.00
0200	0994427	99	0943		PV27202703012A	ILLINOIS ENVIRONMENTAL PR	1/23/20	2020	$601,549.78	$0.00
0200	0994427	99	0943		PV27202703027	ILLINOIS ENVIRONMENTAL PR	2/3/20	2020	$43,793.81	$0.00
0200	0994427	99	0943		PV27202703046	ILLINOIS ENVIRONMENTAL PR	2/21/20	2020	$261,754.11	$0.00
0200	0994427	99	0943		PV27202703048	ILLINOIS ENVIRONMENTAL PR	2/28/20	2020	$408,695.34	$0.00
0200	0994427	99	0943		PV27202703053	ILLINOIS ENVIRONMENTAL PR	3/6/20	2020	$57,716.59	$0.00
0200	0994427	99	0943		PV27202703062	ILLINOIS ENVIRONMENTAL PR	3/18/20	2020	$123,946.23	$0.00
0200	0994427	99	0943		PV27202703063	ILLINOIS ENVIRONMENTAL PR	3/18/20	2020	$114,112.30	$0.00
0200	0994427	99	0943		PV27202703072	ILLINOIS ENVIRONMENTAL PR	4/10/20	2020	$12,443.45	$0.00
0200	0994427	99	0943		PV27202703073	ILLINOIS ENVIRONMENTAL PR	4/10/20	2020	$10,064.65	$0.00
0200	0994427	99	0943		PV27202703074	ILLINOIS ENVIRONMENTAL PR	4/10/20	2020	$6,559.16	$0.00
0200	0994427	99	0943		PV27202703075	ILLINOIS ENVIRONMENTAL PR	4/10/20	2020	$6,510.11	$0.00
0200	0994427	99	0943		PV27202703078	ILLINOIS ENVIRONMENTAL PR	5/4/20	2020	$560,364.12	$0.00
0200	0994427	99	0943		PV27202703086	ILLINOIS ENVIRONMENTAL PR	5/7/20	2020	$160,112.81	$0.00
0200	0994427	99	0943		PV27202703096	ILLINOIS ENVIRONMENTAL PR	5/19/20	2020	$379,617.78	$0.00
0200	0994427	99	0943		PV27202703097	ILLINOIS ENVIRONMENTAL PR	5/19/20	2020	$355,440.25	$0.00
0200	0994427	99	0943		PV27202703099	ILLINOIS ENVIRONMENTAL PR	6/5/20	2020	$23,610.81	$0.00
0200	0994427	99	0943		PV27202703103	ILLINOIS ENVIRONMENTAL PR	6/5/20	2020	$26,395.77	$0.00

0200	0994427	99	0943	220902	PV27202703120	ILLINOIS ENVIRONMENTAL PR	6/22/20	2020	$290,549.93	$0.00
0200	0994427	99	0943		PV27202703121	ILLINOIS ENVIRONMENTAL PR	6/23/20	2020	$689,196.71	$0.00
0200	0994427	99	0943		PV27202703122	ILLINOIS ENVIRONMENTAL PR	6/23/20	2020	$168,583.62	$0.00
0200	0994427	99	0943		PV27202703128	ILLINOIS ENVIRONMENTAL PR	7/21/20	2020	$586,343.59	$0.00
0200	0994427	99	0943		PV27202703131	ILLINOIS ENVIRONMENTAL PR	7/28/20	2020	$43,844.20	$0.00
0200	0994427	99	0943		PV27202703141	ILLINOIS ENVIRONMENTAL PR	8/12/20	2020	$255,979.81	$0.00
0200	0994427	99	0943		PV27202703142	ILLINOIS ENVIRONMENTAL PR	8/12/20	2020	$400,671.05	$0.00
0200	0994427	99	0943		PV27202703149	ILLINOIS ENVIRONMENTAL PR	9/8/20	2020	$56,027.88	$0.00
0200	0994427	99	0943		PV27202703157	ILLINOIS ENVIRONMENTAL PR	9/18/20	2020	$98,387.81	$0.00
0200	0994427	99	0943		PV27202703158	ILLINOIS ENVIRONMENTAL PR	9/24/20	2020	$120,514.59	$0.00
0200	0994427	99	0943		PV27202703159	ILLINOIS ENVIRONMENTAL PR	9/24/20	2020	$110,834.27	$0.00
0200	0994427	99	0943		PV27202703171	ILLINOIS ENVIRONMENTAL PR	10/16/20	2020	$8,447.10	$0.00
0200	0994427	99	0943		PV27202703172	ILLINOIS ENVIRONMENTAL PR	10/16/20	2020	$11,477.75	$0.00
0200	0994427	99	0943		PV27202703173	ILLINOIS ENVIRONMENTAL PR	10/16/20	2020	$6,323.55	$0.00
0200	0994427	99	0943		PV27202703174	ILLINOIS ENVIRONMENTAL PR	10/16/20	2020	$6,278.74	$0.00
0200	0994427	99	0943		PV27202703178	ILLINOIS ENVIRONMENTAL PR	11/3/20	2020	$909,373.95	$0.00
0200	0994427	99	0943		PV27202703210	ILLINOIS ENVIRONMENTAL PR	11/20/20	2020	$155,945.05	$0.00
0200	0994427	99	0943		PV27202703213	ILLINOIS ENVIRONMENTAL PR	11/24/20	2020	$369,132.90	$0.00
0200	0994427	99	0943		PV27202703214	ILLINOIS ENVIRONMENTAL PR	11/24/20	2020	$347,347.79	$0.00
0200	0994427	99	0943		PV27202703217	ILLINOIS ENVIRONMENTAL PR	11/24/20	2020	$22,695.90	$0.00
0200	0994427	99	0943		PV27202703218	ILLINOIS ENVIRONMENTAL PR	12/7/20	2020	$25,457.64	$0.00
				220902			**Sum:**		**$112,998,998.31**	**$0.00**

Fund Code	Cost Center Code	Department Code	Appropriation Code	Account Code	Transaction Reference	Vendor Reference	Posted Date	Year	JE Line Debits	JE Line Credits
0200	0994488	99	0905	220905	PV88208800216	METROPOLITAN WATER REC	2/6/20	2020	$614,475.88	$0.00
0200	0994488	99	0905		PV88208800802	METROPOLITAN WATER REC	5/21/20	2020	$426,862.56	$0.00
0200	0994488	99	0905		PV88208801096	CDM SMITH	8/17/20	2020	$166,283.21	$0.00
0200	0994488	99	0905		PV88208801112	METROPOLITAN WATER REC	8/20/20	2020	$426,862.56	$0.00
0200	0994488	99	0905		PV88208801124	CDM SMITH	9/3/20	2020	$45,587.66	$0.00
0200	0994488	99	0905		PV88208801375	ILLINOIS ENVIRONMENTAL PR	9/23/20	2020	$8,100.00	$0.00
0200	0994488	99	0905		PV88208801703	METROPOLITAN WATER REC	12/14/20	2020	$426,862.56	$0.00
0200	0994488	99	0905		PV88208801918	CDM SMITH	1/5/21	2020	$202,614.44	$0.00
0200	0994488	99	0905		PV88208801919	CDM SMITH	12/18/20	2020	$130,312.12	$0.00
0200	0994488	99	0905		PV88208802194	METROPOLITAN WATER REC	3/9/21	2020	$193,541.34	$0.00
				220905			**Sum:**		**$2,641,502.33**	**$0.00**

Fund Code	Cost Center Code	Department Code	Appropriation Code	Account Code	Transaction Reference	Vendor Reference	Posted Date	Year	JE Line Debits	JE Line Credits
0200	0994427	99	0912	220908	PV27202703169	THE BANK OF NEW YORK	10/22/20	2020	$74,675,000.00	$0.00
0200	0994427	99	0944		PV27202703000	ILLINOIS ENVIRONMENTAL PR	1/9/20	2020	$893,477.58	$0.00

0200	0994427	99	0944	220908	PV27202703001	ILLINOIS ENVIRONMENTAL PR	1/9/20	2020	$1,784,559.13	$0.00
0200	0994427	99	0944		PV27202703002	ILLINOIS ENVIRONMENTAL PR	1/9/20	2020	$505,378.59	$0.00
0200	0994427	99	0944		PV27202703012A	ILLINOIS ENVIRONMENTAL PR	1/23/20	2020	$1,376,125.88	$0.00
0200	0994427	99	0944		PV27202703027	ILLINOIS ENVIRONMENTAL PR	2/3/20	2020	$113,357.53	$0.00
0200	0994427	99	0944		PV27202703046	ILLINOIS ENVIRONMENTAL PR	2/21/20	2020	$620,892.79	$0.00
0200	0994427	99	0944		PV27202703048	ILLINOIS ENVIRONMENTAL PR	2/28/20	2020	$951,573.16	$0.00
0200	0994427	99	0944		PV27202703053	ILLINOIS ENVIRONMENTAL PR	3/6/20	2020	$147,163.75	$0.00
0200	0994427	99	0944		PV27202703061	ILLINOIS ENVIRONMENTAL PR	3/18/20	2020	$239,432.55	$0.00
0200	0994427	99	0944		PV27202703062	ILLINOIS ENVIRONMENTAL PR	3/18/20	2020	$344,024.45	$0.00
0200	0994427	99	0944		PV27202703063	ILLINOIS ENVIRONMENTAL PR	3/18/20	2020	$339,691.62	$0.00
0200	0994427	99	0944		PV27202703072	ILLINOIS ENVIRONMENTAL PR	4/10/20	2020	$75,151.26	$0.00
0200	0994427	99	0944		PV27202703073	ILLINOIS ENVIRONMENTAL PR	4/10/20	2020	$111,363.44	$0.00
0200	0994427	99	0944		PV27202703074	ILLINOIS ENVIRONMENTAL PR	4/10/20	2020	$37,697.98	$0.00
0200	0994427	99	0944		PV27202703075	ILLINOIS ENVIRONMENTAL PR	4/10/20	2020	$37,020.09	$0.00
0200	0994427	99	0944		PV27202703078	ILLINOIS ENVIRONMENTAL PR	5/4/20	2020	$1,375,679.54	$0.00
0200	0994427	99	0944		PV27202703086	ILLINOIS ENVIRONMENTAL PR	5/7/20	2020	$448,145.46	$0.00
0200	0994427	99	0944		PV27202703087	ILLINOIS ENVIRONMENTAL PR	5/7/20	2020	$227,952.83	$0.00
0200	0994427	99	0944		PV27202703096	ILLINOIS ENVIRONMENTAL PR	5/19/20	2020	$1,051,115.94	$0.00
0200	0994427	99	0944		PV27202703097	ILLINOIS ENVIRONMENTAL PR	5/19/20	2020	$870,157.35	$0.00
0200	0994427	99	0944		PV27202703099	ILLINOIS ENVIRONMENTAL PR	6/5/20	2020	$146,385.47	$0.00
0200	0994427	99	0944		PV27202703103	ILLINOIS ENVIRONMENTAL PR	6/5/20	2020	$150,100.85	$0.00
0200	0994427	99	0944		PV27202703120	ILLINOIS ENVIRONMENTAL PR	6/22/20	2020	$902,099.64	$0.00
0200	0994427	99	0944		PV27202703121	ILLINOIS ENVIRONMENTAL PR	6/23/20	2020	$1,801,155.53	$0.00
0200	0994427	99	0944		PV27202703122	ILLINOIS ENVIRONMENTAL PR	6/23/20	2020	$509,522.70	$0.00
0200	0994427	99	0944		PV27202703128	ILLINOIS ENVIRONMENTAL PR	7/21/20	2020	$1,391,332.07	$0.00
0200	0994427	99	0944		PV27202703131	ILLINOIS ENVIRONMENTAL PR	7/28/20	2020	$116,899.77	$0.00
0200	0994427	99	0944		PV27202703141	ILLINOIS ENVIRONMENTAL PR	8/12/20	2020	$626,667.09	$0.00
0200	0994427	99	0944		PV27202703142	ILLINOIS ENVIRONMENTAL PR	8/12/20	2020	$964,598.41	$0.00
0200	0994427	99	0944		PV27202703149	ILLINOIS ENVIRONMENTAL PR	9/8/20	2020	$148,852.46	$0.00
0200	0994427	99	0944		PV27202703157	ILLINOIS ENVIRONMENTAL PR	9/18/20	2020	$241,539.56	$0.00
0200	0994427	99	0944		PV27202703158	ILLINOIS ENVIRONMENTAL PR	9/24/20	2020	$347,456.09	$0.00
0200	0994427	99	0944		PV27202703159	ILLINOIS ENVIRONMENTAL PR	9/24/20	2020	$342,969.65	$0.00
0200	0994427	99	0944		PV27202703171	ILLINOIS ENVIRONMENTAL PR	10/16/20	2020	$112,980.99	$0.00
0200	0994427	99	0944		PV27202703172	ILLINOIS ENVIRONMENTAL PR	10/16/20	2020	$76,116.96	$0.00
0200	0994427	99	0944		PV27202703173	ILLINOIS ENVIRONMENTAL PR	10/16/20	2020	$37,933.59	$0.00
0200	0994427	99	0944		PV27202703174	ILLINOIS ENVIRONMENTAL PR	10/16/20	2020	$37,251.46	$0.00
0200	0994427	99	0944		PV27202703178	ILLINOIS ENVIRONMENTAL PR	11/3/20	2020	$2,301,864.58	$0.00
0200	0994427	99	0944		PV27202703210	ILLINOIS ENVIRONMENTAL PR	11/20/20	2020	$452,313.22	$0.00
0200	0994427	99	0944		PV27202703211	ILLINOIS ENVIRONMENTAL PR	11/20/20	2020	$227,952.83	$0.00

0200	0994427	99	0944	220908	PV27202703213	ILLINOIS ENVIRONMENTAL PR	11/24/20	2020	$1,061,600.82	$0.00
0200	0994427	99	0944		PV27202703214	ILLINOIS ENVIRONMENTAL PR	11/24/20	2020	$878,249.81	$0.00
0200	0994427	99	0944		PV27202703217	ILLINOIS ENVIRONMENTAL PR	11/24/20	2020	$147,300.38	$0.00
0200	0994427	99	0944		PV27202703218	ILLINOIS ENVIRONMENTAL PR	12/7/20	2020	$151,038.98	$0.00
0200	0994488	99	0905		PVCI20CI307116	SET ENVIRONMENTAL INC	1/14/21	2020	$2,887.31	$0.00
				220908			**Sum:**		**$99,402,031.14**	**$0.00**

Fund Code	Cost Center Code	Department Code	Appropriation Code	Account Code	Transaction Reference	Vendor Reference	Posted Date	Year	JE Line Debits	JE Line Credits
0200	0571005	57	0931	220931	PV31203101469	NATHAN KAMIONSKI LLP	7/22/20	2020	$629.00	$629.00
0200	0993106	99	0931		PV31203100895	CDM SMITH	3/13/20	2020	$179,199.91	$33,706.02
0200	0993106	99	0931		PV31203100987	RAMBOLL US CORPORATION	6/26/20	2020	$30,717.34	$0.00
0200	0993106	99	0931		PV31203101052	RAMBOLL US CORPORATION	3/31/20	2020	$33,238.84	$0.00
0200	0993106	99	0931		PV31203101079	RAMBOLL US CORPORATION	3/31/20	2020	$30,143.46	$0.00
0200	0993106	99	0931		PV31203101080	RAMBOLL US CORPORATION	3/31/20	2020	$1,350.50	$0.00
0200	0993106	99	0931		PV31203101081	RAMBOLL US CORPORATION	3/31/20	2020	$52,576.77	$0.00
0200	0993106	99	0931		PV31203101082	RAMBOLL US CORPORATION	4/1/20	2020	$73,420.90	$0.00
0200	0993106	99	0931		PV31203101292	STUART A BATTERMAN PHD	5/8/20	2020	$14,315.00	$0.00
0200	0993106	99	0931		PV31203101295	CDM SMITH INC.	5/8/20	2020	$45,234.34	$0.00
0200	0993106	99	0931		PV31203101297	VERNON L SNOEYINK	5/8/20	2020	$3,300.00	$0.00
0200	0993106	99	0931		PV31203101299	EUROFINS EATON ANALYTIC	5/8/20	2020	$3,144.00	$0.00
0200	0993106	99	0931		PV31203101300	EUROFINS EATON ANALYTIC	5/8/20	2020	$7,512.00	$0.00
0200	0993106	99	0931		PV31203101425	RAMBOLL US CORPORATION	6/26/20	2020	$56,894.53	$0.00
0200	0993106	99	0931		PV31203101426	RAMBOLL US CORPORATION	6/26/20	2020	$44,062.78	$0.00
0200	0993106	99	0931		PV312031014264	RAMBOLL US CORPORATION	6/24/20	2020	$44,062.78	$44,062.78
0200	0993106	99	0931		PV31203101429	RAMBOLL US CORPORATION	7/9/20	2020	$28,476.92	$0.00
0200	0993106	99	0931		PV31203101448	CDM SMITH	7/13/20	2020	$27,027.66	$0.00
0200	0993106	99	0931		PV31203101488	DANIEL GIAMMAR	7/15/20	2020	$10,328.96	$0.00
0200	0993106	99	0931		PV31203101623	CDM SMITH	8/26/20	2020	$31,781.07	$0.00
0200	0993106	99	0931		PV31203101629	RAMBOLL US CORPORATION	8/26/20	2020	$36,212.87	$0.00
0200	0993106	99	0931		PV31203101634	RAMBOLL US CORPORATION	8/26/20	2020	$26,916.91	$0.00
0200	0993106	99	0931		PV31203101639	RAMBOLL US CORPORATION	8/26/20	2020	$58,136.52	$0.00
0200	0993106	99	0931		PV31203101640	RAMBOLL US CORPORATION	8/26/20	2020	$48,926.88	$0.00
0200	0993106	99	0931		PV31203101641	RAMBOLL US CORPORATION	8/26/20	2020	$32,406.78	$0.00
0200	0993106	99	0931		PV31203101642	RAMBOLL US CORPORATION	8/26/20	2020	$30,253.67	$0.00
0200	0993106	99	0931		PV31203102222	CDM SMITH	9/10/20	2020	$30,771.47	$0.00
0200	0993106	99	0931		PV31203102223	CDM SMITH	9/10/20	2020	$21,435.46	$0.00
0200	0993106	99	0931		PV31203102251	EUROFINS EATON ANALYTIC	9/23/20	2020	$4,617.00	$0.00
0200	0993106	99	0931		PV31203102252	RAMBOLL US CORPORATION	9/23/20	2020	$49,673.62	$0.00
0200	0993106	99	0931		PV31203102253	RAMBOLL US CORPORATION	9/23/20	2020	$35,461.18	$0.00

0200	0993106	99	0931	220931	PV31203102254	VERNON L SNOEYINK	9/23/20	2020	$600.00	$0.00
0200	0993106	99	0931		PV31203102257	CDM SMITH	10/16/20	2020	$27,027.66	$27,027.66
0200	0993106	99	0931		PV31203102258	CDM SMITH	9/23/20	2020	$27,230.24	$0.00
0200	0993106	99	0931		PV31203102259	CDM SMITH	10/16/20	2020	$31,781.07	$31,781.07
0200	0993106	99	0931		PV31203102375	CDM SMITH	10/22/20	2020	$35,683.72	$0.00
0200	0993106	99	0931		PV31203102376	EUROFINS EATON ANALYTIC	10/22/20	2020	$6,069.00	$0.00
0200	0993106	99	0931		PV31203102382	RAMBOLL US CORPORATION	10/22/20	2020	$49,233.38	$0.00
0200	0993106	99	0931		PV31203102383	RAMBOLL US CORPORATION	10/22/20	2020	$34,173.52	$0.00
0200	0993106	99	0931		PV31203102667	CDM SMITH	11/17/20	2020	$41,116.99	$0.00
0200	0993106	99	0931		PV31203102668	EUROFINS EATON ANALYTIC	11/17/20	2020	$828.00	$0.00
0200	0993106	99	0931		PV31203102670	RAMBOLL US CORPORATION	11/19/20	2020	$49,661.18	$0.00
0200	0993106	99	0931		PV31203102671	RAMBOLL US CORPORATION	11/17/20	2020	$41,429.18	$0.00
0200	0993106	99	0931		PV31203102718	CDM SMITH	12/10/20	2020	$20,340.09	$0.00
0200	0993106	99	0931		PV31203102719	EUROFINS EATON ANALYTIC	12/10/20	2020	$4,800.00	$0.00
0200	0993106	99	0931		PV31203102721	RAMBOLL US CORPORATION	12/10/20	2020	$48,721.18	$0.00
0200	0993106	99	0931		PV31203102722	RAMBOLL US CORPORATION	12/10/20	2020	$40,006.41	$0.00
0200	0993106	99	0931		PV31203102799	CDM SMITH	1/11/21	2020	$45,177.70	$0.00
0200	0993106	99	0931		PV31203102801	RAMBOLL US CORPORATION	1/11/21	2020	$47,460.79	$0.00
0200	0993106	99	0931		PV31203102802	RAMBOLL US CORPORATION	1/11/21	2020	$18,283.81	$0.00
0200	0993106	99	0931		PV31203102803	STUART A BATTERMAN PHD	1/11/21	2020	$17,482.50	$0.00
0200	0993106	99	0931		PV31203103592	CDM SMITH	2/8/21	2020	$59,375.47	$0.00
0200	0993106	99	0931		PV31203103610	RAMBOLL US CORPORATION	2/18/21	2020	$53,624.95	$0.00
0200	0993120	99	0931		PV31203101094	JACKSON LEWIS LLP-CHICAG	4/2/20	2020	$0.00	$0.00
0200	0993121	99	0931		PV31203100779	DYKEMA GOSSETT ROOKS &	3/12/20	2020	$29,384.34	$0.00
0200	0993121	99	0931		PV31203100783	DEL GALDO LAW GROUP LLC	3/12/20	2020	$2,076.00	$0.00
0200	0993121	99	0931		PV31203101094	JACKSON LEWIS LLP-CHICAG	4/1/20	2020	$32,402.50	$0.00
0200	0993121	99	0931		PV31203101233	MAYER BROWN LLP	4/17/20	2020	$826.00	$0.00
0200	0993121	99	0931		PV31203101234	DEL GALDO LAW GROUP LLC	4/17/20	2020	$495.00	$0.00
0200	0993121	99	0931		PV31203101247	JACKSON LEWIS LLP-CHICAG	4/24/20	2020	$22,455.00	$0.00
0200	0993127	99	0931		PV31193104840	MICHAEL BEST & FRIEDRICH	5/11/20	2020	$1,611.27	$1,611.27
0200	0993127	99	0931		PV31203101104	FRANCZEK RADELET P.C.	4/3/20	2020	$14,779.00	$0.00
0200	0993127	99	0931		PV31203101338	GREENBERG TRAURIG LLP	5/27/20	2020	$11,636.50	$0.00
0200	0993127	99	0931		PV31203101357	GREENBERG TRAURIG LLP	5/27/20	2020	$4,690.50	$0.00
0200	0993127	99	0931		PV31203101435	GREENBERG TRAURIG LLP	6/26/20	2020	$3,147.00	$0.00
0200	0993127	99	0931		PV31203101444	TRISTAN & CERVANTES, LLC.	7/9/20	2020	$707.50	$0.00
0200	0993140	99	0931		PV31203101237	KAREN M. COPPA DBA KAREN	4/17/20	2020	$8,800.00	$0.00
0200	0994431	99	0931		PV27202720115	LAW OFFICES OF ROBERT A L	4/7/20	2020	$7,500.00	$0.00
0200	0994431	99	0931		PV27202720147	Keis George LLP	5/26/20	2020	$10,157.20	$0.00
0200	0994431	99	0931		PV27202720263	POLANSKY & CICHON, CHTD	10/27/20	2020	$12,997.00	$0.00

0200	0994431	99	0931	220931	PV27202720264	POLANSKY & CICHON, CHTD	10/27/20	2020	$264.00	$0.00
0200	0994431	99	0931		PV27202720265	POLANSKY & CICHON, CHTD	10/27/20	2020	$264.00	$0.00
0200	0994431	99	0931		PV27202720266	POLANSKY & CICHON, CHTD	10/27/20	2020	$27.00	$0.00
0200	0994431	99	0931		PV27202720267	POLANSKY & CICHON, CHTD	10/27/20	2020	$1,320.00	$0.00
0200	0994431	99	0931		PV27202720268	POLANSKY & CICHON, CHTD	10/27/20	2020	$3,432.00	$0.00
0200	0994431	99	0931		PV27202720269	POLANSKY & CICHON, CHTD	10/27/20	2020	$2,200.00	$0.00
0200	0994431	99	0931		PV27202720270	POLANSKY & CICHON, CHTD	10/27/20	2020	$968.00	$0.00
0200	0994431	99	0931		PV27202720271	POLANSKY & CICHON, CHTD	10/27/20	2020	$264.00	$0.00
0200	0994431	99	0931		PV27202720272	POLANSKY & CICHON, CHTD	10/27/20	2020	$264.00	$0.00
0200	0994431	99	0931		PV27202720276	EDGAR A VEGA	10/29/20	2020	$31,225.28	$0.00
0200	0994431	99	0931		PV27202720277	EDGAR A VEGA	10/29/20	2020	$23,920.00	$0.00
0200	0994431	99	0931		PV31203100667	SATYENDRA HUMAD MD	2/27/20	2020	$900.00	$0.00
0200	0994431	99	0931		PV31203100929	CDM SMITH	3/20/20	2020	$72,740.80	$0.00
0200	0994431	99	0931		PV31203102172	DYKEMA GOSSETT ROOKS &	9/3/20	2020	$36,264.50	$0.00
0200	0994431	99	0931		PV31203103740	DANIEL GIAMMAR	2/25/21	2020	$4,375.00	$0.00
				220931			**Sum:**		**$2,134,429.35**	**$138,817.80**

Fund Code	Cost Center Code	Department Code	Appropriation Code	Account Code	Transaction Reference	Vendor Reference	Posted Date	Year	JE Line Debits	JE Line Credits
0200	0994427	99	0952	220952	JV20WS01034 Adj		2/24/20	2020	$0.00	$300,000.00
0200	0994427	99	0952		JV20WS07246 Adj		8/3/20	2020	$0.00	$300,000.00
0200	0994427	99	0952		PV27202770000	HUGHES ENTERPRISES INC	2/25/20	2020	$17,356.00	$0.00
0200	0994427	99	0952		PV27202770001	PAPER STREET GROUP LLC	2/25/20	2020	$697.32	$0.00
0200	0994427	99	0952		PV27202770002	RICORD JACKSON	2/25/20	2020	$17,089.25	$0.00
0200	0994427	99	0952		PV27202770003	PAPER STREET GROUP LLC	2/25/20	2020	$318.92	$0.00
0200	0994427	99	0952		PV27202770004	CHICAGO PROPERTY ASSOCI	2/25/20	2020	$729.38	$0.00
0200	0994427	99	0952		PV27202770005	CHRISTOPHER PEREZ	2/25/20	2020	$1,275.78	$0.00
0200	0994427	99	0952		PV27202770006	SYLVIA SHUBERT	2/25/20	2020	$251.24	$0.00
0200	0994427	99	0952		PV27202770007	ANISAH MICHAEL MIHALJEVIC	2/25/20	2020	$617.57	$0.00
0200	0994427	99	0952		PV27202770008	RICARDO A WATTS	2/25/20	2020	$743.86	$0.00
0200	0994427	99	0952		PV27202770009	DENNIS CROSSE	2/25/20	2020	$298.16	$0.00
0200	0994427	99	0952		PV27202770010	SOLID ROCK CHURCH OF LVN	2/25/20	2020	$2,780.81	$0.00
0200	0994427	99	0952		PV27202770011	JOHN FRIDONO	2/28/20	2020	$39.86	$0.00
0200	0994427	99	0952		PV27202770012	GORILLA CAPITAL	2/28/20	2020	$331.53	$0.00
0200	0994427	99	0952		PV27202770013	PATRICK A DIVITO	2/28/20	2020	$125.80	$0.00
0200	0994427	99	0952		PV27202770014	HELEN M KONCZA-CATLIN	2/28/20	2020	$43.88	$0.00
0200	0994427	99	0952		PV27202770015	MARVIN LYNCH	2/28/20	2020	$720.05	$0.00
0200	0994427	99	0952		PV27202770016	MAUREEN CONLEY OLSON	2/28/20	2020	$1,777.89	$0.00
0200	0994427	99	0952		PV27202770017	BELA TOTH	2/28/20	2020	$25.46	$0.00
0200	0994427	99	0952		PV27202770018	TOM VAUGHN CHAPTER 13 T	2/28/20	2020	$415.04	$0.00

0200	0994427	99	0952	220952	PV27202770019	WILLIAM BALDYGA	2/28/20	2020	$1,876.94	$0.00
0200	0994427	99	0952		PV27202770020	RICCORDINO REALTY	2/28/20	2020	$328.60	$0.00
0200	0994427	99	0952		PV27202770021	RICCORDINO REALTY	2/28/20	2020	$527.82	$0.00
0200	0994427	99	0952		PV27202770022	GILDA F TROMBINO AMANTEA	2/28/20	2020	$127.30	$0.00
0200	0994427	99	0952		PV27202770023	JUAN VASQUEZ	2/28/20	2020	$1,318.68	$0.00
0200	0994427	99	0952		PV27202770024	GABRIEL CORTEZ	3/6/20	2020	$483.08	$0.00
0200	0994427	99	0952		PV27202770025	NEW LIBERTY C.E	3/6/20	2020	$78.48	$0.00
0200	0994427	99	0952		PV27202770026	MARY KAY CAPPITELLI	3/6/20	2020	$115.39	$0.00
0200	0994427	99	0952		PV27202770027	TOMMIE GRIFFIN	3/6/20	2020	$118.70	$0.00
0200	0994427	99	0952		PV27202770028	JOSE DE JESUS CORTES	3/6/20	2020	$1,259.26	$0.00
0200	0994427	99	0952		PV27202770029	MOUNIR ABRAHAM	3/6/20	2020	$1,583.44	$0.00
0200	0994427	99	0952		PV27202770030	5230 W IRVING PARK LLC	3/6/20	2020	$698.33	$0.00
0200	0994427	99	0952		PV27202770031	SANLI ZHANG	3/6/20	2020	$247.36	$0.00
0200	0994427	99	0952		PV27202770032	RICARDO CORONA BARRAGA	3/6/20	2020	$1,245.79	$0.00
0200	0994427	99	0952		PV27202770033	RODOLFO URIAS TOBAR	3/6/20	2020	$1,981.81	$0.00
0200	0994427	99	0952		PV27202770034	SHARON BRAZELTON	3/6/20	2020	$810.72	$0.00
0200	0994427	99	0952		PV27202770035	LIAN ZHANG	3/6/20	2020	$308.94	$0.00
0200	0994427	99	0952		PV27202770036	ANA BERTHA ZARAGOZA	3/6/20	2020	$3,890.08	$0.00
0200	0994427	99	0952		PV27202770037	JUSTIN HARRIS	3/6/20	2020	$78.58	$0.00
0200	0994427	99	0952		PV27202770038	LEONIDAS FERRERAS	3/6/20	2020	$78.92	$0.00
0200	0994427	99	0952		PV27202770039	TERRANCE WILLIAMS	3/6/20	2020	$620.24	$0.00
0200	0994427	99	0952		PV27202770040	EVELYN SOTO	3/6/20	2020	$1,216.20	$0.00
0200	0994427	99	0952		PV27202770041	BARRY LAW INC	3/6/20	2020	$811.10	$0.00
0200	0994427	99	0952		PV27202770042	RHODERICK DE LA CRUZ	3/6/20	2020	$403.29	$0.00
0200	0994427	99	0952		PV27202770043	SETH CAPTAIN	3/6/20	2020	$253.22	$0.00
0200	0994427	99	0952		PV27202770044	2447 W MOFFAT ST LLC	3/13/20	2020	$551.60	$0.00
0200	0994427	99	0952		PV27202770045	10259 S EWING LLC	3/13/20	2020	$195.90	$0.00
0200	0994427	99	0952		PV27202770046	ANTOINETTE J MAYO	3/13/20	2020	$110.00	$0.00
0200	0994427	99	0952		PV27202770047	SALVADOR OLIVARES	3/13/20	2020	$2,393.14	$0.00
0200	0994427	99	0952		PV27202770048	LOUIS CANO	3/13/20	2020	$111.35	$0.00
0200	0994427	99	0952		PV27202770049	FIS BILL PAY	3/13/20	2020	$68.46	$0.00
0200	0994427	99	0952		PV27202770050	DAN DELBRIDGE	3/13/20	2020	$51.66	$0.00
0200	0994427	99	0952		PV27202770051	LAURA REID	3/13/20	2020	$754.90	$0.00
0200	0994427	99	0952		PV27202770052	LARRY WILLIAMS	3/13/20	2020	$196.93	$0.00
0200	0994427	99	0952		PV27202770053	JOHN MAGRUDER	3/13/20	2020	$170.19	$0.00
0200	0994427	99	0952		PV27202770054	JULIE SIELAFF	3/13/20	2020	$91.53	$0.00
0200	0994427	99	0952		PV27202770055	PATRICIA GOMEZ	3/20/20	2020	$547.94	$0.00
0200	0994427	99	0952		PV27202770056	3250 W WASHIGTON CONDO	3/20/20	2020	$2,245.95	$0.00
0200	0994427	99	0952		PV27202770057	ELISA MSKELL	3/20/20	2020	$117.96	$0.00

0200	0994427	99	0952	220952	PV27202770058	DESIDERATA OFFERINGS LLC	3/20/20	2020	$605.90	$0.00
0200	0994427	99	0952		PV27202770059	2517 W LYNDALE LLC	3/20/20	2020	$117.64	$0.00
0200	0994427	99	0952		PV27202770060	JONATHAN & ANGELA R.HAR	3/20/20	2020	$200.00	$0.00
0200	0994427	99	0952		PV27202770061	BRANDON SANDERS	3/20/20	2020	$1,455.58	$0.00
0200	0994427	99	0952		PV27202770062	CYPREXX SERVICES LLC	3/20/20	2020	$57.16	$0.00
0200	0994427	99	0952		PV27202770063	THOMAS AND DARCEL TROY	3/20/20	2020	$128.70	$0.00
0200	0994427	99	0952		PV27202770064	KENNETH J FATUR	3/20/20	2020	$68.76	$0.00
0200	0994427	99	0952		PV27202770065	FRANCISCO DE JESUS	3/20/20	2020	$100.00	$0.00
0200	0994427	99	0952		PV27202770066	MIN CHEN	3/20/20	2020	$652.06	$0.00
0200	0994427	99	0952		PV27202770067	MARK RICHMOND	3/20/20	2020	$147.96	$0.00
0200	0994427	99	0952		PV27202770068	BERNERD J. WAFER	3/20/20	2020	$68.80	$0.00
0200	0994427	99	0952		PV27202770069	SAMANTHA TORRES	3/20/20	2020	$434.14	$0.00
0200	0994427	99	0952		PV27202770070	MIRIAM DIAZ	3/20/20	2020	$200.00	$0.00
0200	0994427	99	0952		PV27202770071	THOMAS & SHARON WOTOVI	3/20/20	2020	$107.70	$0.00
0200	0994427	99	0952		PV27202770072	CARL BUSSE	3/20/20	2020	$62.46	$0.00
0200	0994427	99	0952		PV27202770073	ADTALEM C/O JLL	3/20/20	2020	$4,422.28	$0.00
0200	0994427	99	0952		PV27202770074	BONNIE PROPERTIES	3/20/20	2020	$13,317.00	$0.00
0200	0994427	99	0952		PV27202770075	LEONIDAS FERRERAS	3/27/20	2020	$324.30	$0.00
0200	0994427	99	0952		PV27202770076	DNV PROPERTIES INC	3/27/20	2020	$913.75	$0.00
0200	0994427	99	0952		PV27202770077	CRAIG MESEKO	3/27/20	2020	$21.38	$0.00
0200	0994427	99	0952		PV27202770078	JOE CASTILLO	3/27/20	2020	$690.16	$0.00
0200	0994427	99	0952		PV27202770079	JOE CASTILLO	3/27/20	2020	$573.08	$0.00
0200	0994427	99	0952		PV27202770080	AZIZ/SARFARAZ VOHRA	3/27/20	2020	$1,841.22	$0.00
0200	0994427	99	0952		PV27202770081	JAC LLC	3/27/20	2020	$77.98	$0.00
0200	0994427	99	0952		PV27202770082	BENJAMIN RAMSEY	4/3/20	2020	$343.58	$0.00
0200	0994427	99	0952		PV27202770083	WILLIAM A. KAPPEL	4/3/20	2020	$178.34	$0.00
0200	0994427	99	0952		PV27202770084	BARBARA HOLDA	4/3/20	2020	$59.35	$0.00
0200	0994427	99	0952		PV27202770085	CESAR GUEVARA	4/3/20	2020	$591.02	$0.00
0200	0994427	99	0952		PV27202770085	CESAR GUEVARA	10/27/20	2020	$0.00	$591.02
0200	0994427	99	0952		PV27202770086	CELESTINE DAVIS	4/3/20	2020	$105.93	$0.00
0200	0994427	99	0952		PV27202770087	SANDRA TURNER	4/3/20	2020	$54.38	$0.00
0200	0994427	99	0952		PV27202770088	FERN BAKER CRANE	4/3/20	2020	$29.63	$0.00
0200	0994427	99	0952		PV27202770089	BWM PROPS LLC	4/3/20	2020	$17.77	$0.00
0200	0994427	99	0952		PV27202770090	MGMN GREENVIEW LLC	4/17/20	2020	$1,992.24	$0.00
0200	0994427	99	0952		PV27202770091	GEROULIS BUILDINGS LLC	4/17/20	2020	$11,418.64	$0.00
0200	0994427	99	0952		PV27202770092	LORI HALL	4/17/20	2020	$54.54	$0.00
0200	0994427	99	0952		PV27202770093	ALFONSO HENRIQUEZ	4/17/20	2020	$689.98	$0.00
0200	0994427	99	0952		PV27202770094	MILINA ZIVANOU	4/17/20	2020	$30.00	$0.00
0200	0994427	99	0952		PV27202770095	KATHLEEN CAJDA	4/17/20	2020	$295.98	$0.00

0200	0994427	99	0952	220952	PV27202770096	ARCHI DORATI CORPORATIO	4/17/20	2020	$1,761.20	$0.00
0200	0994427	99	0952		PV27202770097	TRINITY SERVICES INC	4/17/20	2020	$1,416.92	$0.00
0200	0994427	99	0952		PV27202770098	ESTHER R LOPEZ	4/17/20	2020	$1,291.61	$0.00
0200	0994427	99	0952		PV27202770099	VALERIE MAJNARICH	4/24/20	2020	$94.58	$0.00
0200	0994427	99	0952		PV27202770100	SAINT XAVIER UNIVERSITY	4/24/20	2020	$21,302.88	$0.00
0200	0994427	99	0952		PV27202770101	MARVEL C HALL	4/24/20	2020	$260.59	$0.00
0200	0994427	99	0952		PV27202770102	BCL-APARTMENTS LLC	4/24/20	2020	$284.94	$0.00
0200	0994427	99	0952		PV27202770103	DAISY C. SALGADO PINO	4/24/20	2020	$800.00	$0.00
0200	0994427	99	0952		PV27202770104	KENNETH FARWICK	5/1/20	2020	$19.98	$0.00
0200	0994427	99	0952		PV27202770105	ROSA TREVINO TRUST	5/1/20	2020	$83.74	$0.00
0200	0994427	99	0952		PV27202770106	ELISHA KENNEDY	5/1/20	2020	$72.75	$0.00
0200	0994427	99	0952		PV27202770107	MARY DOHERTY	5/1/20	2020	$79.58	$0.00
0200	0994427	99	0952		PV27202770108	ERIC D SMITH	5/1/20	2020	$111.24	$0.00
0200	0994427	99	0952		PV27202770109	AIY LLC	5/1/20	2020	$1,280.78	$0.00
0200	0994427	99	0952		PV27202770110	JOHN FINLEY	5/8/20	2020	$652.58	$0.00
0200	0994427	99	0952		PV27202770111	DIANE M. REEVES	5/8/20	2020	$1,094.98	$0.00
0200	0994427	99	0952		PV27202770112	5300-5308 S HYDE PARK LLC.	5/15/20	2020	$4,456.34	$0.00
0200	0994427	99	0952		PV27202770113	DAVID ORTIZ JR	5/15/20	2020	$164.28	$0.00
0200	0994427	99	0952		PV27202770114	SHELIA HOLMES	5/22/20	2020	$509.26	$0.00
0200	0994427	99	0952		PV27202770115	PARVIN NILFOROUSHZADEH	5/22/20	2020	$155.30	$0.00
0200	0994427	99	0952		PV27202770116	OTTO PEREZ	5/22/20	2020	$489.81	$0.00
0200	0994427	99	0952		PV27202770117	DEAN SERNA	5/22/20	2020	$915.67	$0.00
0200	0994427	99	0952		PV27202770118	LONDON SMITH	5/22/20	2020	$522.00	$0.00
0200	0994427	99	0952		PV27202770119	HOMERIVER GROUP	5/22/20	2020	$766.78	$0.00
0200	0994427	99	0952		PV27202770120	BENJAMIN JAFFE	5/22/20	2020	$198.77	$0.00
0200	0994427	99	0952		PV27202770121	DONALD MCLAURIN	5/22/20	2020	$160.00	$0.00
0200	0994427	99	0952		PV27202770122	FULLERTON CICERO CURR	5/22/20	2020	$200.00	$0.00
0200	0994427	99	0952		PV27202770123	AMEJ UDDIN	5/22/20	2020	$289.00	$0.00
0200	0994427	99	0952		PV27202770124	BOSEDE ENYIEMA	5/29/20	2020	$34.20	$0.00
0200	0994427	99	0952		PV27202770125	ERICKA BARAN	5/29/20	2020	$2.29	$0.00
0200	0994427	99	0952		PV27202770126	KEVIN G CERNICH	6/15/20	2020	$107.74	$0.00
0200	0994427	99	0952		PV27202770127	KCGERARD INVESTMENTS	6/15/20	2020	$76.12	$0.00
0200	0994427	99	0952		PV27202770128	ERNESTO R PALOMO	6/15/20	2020	$388.82	$0.00
0200	0994427	99	0952		PV27202770129	HELEN C. PRIESBE	6/15/20	2020	$64.89	$0.00
0200	0994427	99	0952		PV27202770130	PUSHPA J. GANDHI	6/15/20	2020	$640.20	$0.00
0200	0994427	99	0952		PV27202770131	PRIME BYRON 1478	6/15/20	2020	$1,202.72	$0.00
0200	0994427	99	0952		PV27202770132	JOE CASTILLO	6/15/20	2020	$254.08	$0.00
0200	0994427	99	0952		PV27202770133	MARY TRIPP	6/15/20	2020	$921.24	$0.00
0200	0994427	99	0952		PV27202770134	OXFORD BANK	6/12/20	2020	$79.80	$0.00

0200	0994427	99	0952	220952	PV27202770135	FOUNDATION FOR HOMAN S	6/12/20	2020	$4,047.58	$0.00
0200	0994427	99	0952		PV27202770136	VICTOR ECHAVARRIA	6/12/20	2020	$549.86	$0.00
0200	0994427	99	0952		PV27202770137	SUSAN ROSERO	6/12/20	2020	$107.00	$0.00
0200	0994427	99	0952		PV27202770138	H. MARK KNIFF	6/12/20	2020	$325.31	$0.00
0200	0994427	99	0952		PV27202770139	1321 N BOSWORTH CONDO A	6/19/20	2020	$1,788.44	$0.00
0200	0994427	99	0952		PV27202770140	MACHELLE MCLNERNEY	6/19/20	2020	$1,153.37	$0.00
0200	0994427	99	0952		PV27202770141	MARTINA ARELLANO	6/19/20	2020	$1,250.85	$0.00
0200	0994427	99	0952		PV27202770142	MARGARET GACH	6/19/20	2020	$628.07	$0.00
0200	0994427	99	0952		PV27202770143	BRYAN LYNCH	6/19/20	2020	$102.74	$0.00
0200	0994427	99	0952		PV27202770144	LAKESIDE 8 LLC	6/26/20	2020	$50.00	$0.00
0200	0994427	99	0952		PV27202770145	SHEENA WATKINS	6/26/20	2020	$283.00	$0.00
0200	0994427	99	0952		PV27202770146	ANDREW TROY JOHNSON	6/26/20	2020	$859.37	$0.00
0200	0994427	99	0952		PV27202770147	MARISELA MAYORGA	6/26/20	2020	$716.96	$0.00
0200	0994427	99	0952		PV27202770148	DESTINY JORDAN	6/26/20	2020	$200.00	$0.00
0200	0994427	99	0952		PV27202770149	HUGHES ENTERPRISES INC	7/6/20	2020	$3,535.02	$0.00
0200	0994427	99	0952		PV27202770150	JUSTIN MUI	7/6/20	2020	$993.98	$0.00
0200	0994427	99	0952		PV27202770151	HUGHES ENTERPRISES INC	7/6/20	2020	$6,317.02	$0.00
0200	0994427	99	0952		PV27202770152	HUGHES ENTERPRISES INC	7/6/20	2020	$6,756.30	$0.00
0200	0994427	99	0952		PV27202770153	LIU JUAN CHEN	7/6/20	2020	$96.30	$0.00
0200	0994427	99	0952		PV27202770154	STEVEN MALEC	7/6/20	2020	$102.64	$0.00
0200	0994427	99	0952		PV27202770155	EUGENIE PARK CONDO	7/6/20	2020	$3,015.28	$0.00
0200	0994427	99	0952		PV27202770156	HENRY WASHINGTON	7/17/20	2020	$1,518.49	$0.00
0200	0994427	99	0952		PV27202770157	MARY J HACKETT KOPEC	7/17/20	2020	$160.82	$0.00
0200	0994427	99	0952		PV27202770158	CORNELL 55 LLC	7/17/20	2020	$611.86	$0.00
0200	0994427	99	0952		PV27202770159	LAWRENCE & MANOR PROPE	7/17/20	2020	$2,364.00	$0.00
0200	0994427	99	0952		PV27202770160	HUGHES ENTERPRISES INC	7/31/20	2020	$9,686.56	$0.00
0200	0994427	99	0952		PV27202770161	2040 W. FOSTER LLC	7/31/20	2020	$8,656.90	$0.00
0200	0994427	99	0952		PV27202770162	KOZY INC	7/31/20	2020	$100.00	$0.00
0200	0994427	99	0952		PV27202770163	KELLY CHAPMAN	7/31/20	2020	$159.96	$0.00
0200	0994427	99	0952		PV27202770164	LISET JUAREZ	7/31/20	2020	$608.04	$0.00
0200	0994427	99	0952		PV27202770165	VILLEGAS INVESTMENT PROF	7/31/20	2020	$430.47	$0.00
0200	0994427	99	0952		PV27202770166	HARTMUT KEMPT & GUCNTE	7/31/20	2020	$3,369.94	$0.00
0200	0994427	99	0952		PV27202770167	FRANCES DALCERRO	7/31/20	2020	$46.08	$0.00
0200	0994427	99	0952		PV27202770168	PBIS LLC	7/31/20	2020	$1,249.03	$0.00
0200	0994427	99	0952		PV27202770169	JACK BINN	7/31/20	2020	$961.34	$0.00
0200	0994427	99	0952		PV27202770170	WPD MANAGEMENT LLC	7/31/20	2020	$687.94	$0.00
0200	0994427	99	0952		PV27202770171	EASTER SEALS METRO CHIC	7/31/20	2020	$50.46	$0.00
0200	0994427	99	0952		PV27202770172	CISCO HOUSING SOLUTION I	7/31/20	2020	$591.02	$0.00
0200	0994427	99	0952		PV27202770173	SHARON LABIAK	7/31/20	2020	$343.66	$0.00

0200	0994427	99	0952	220952	PV27202770174	JUANITA THEODATE	7/31/20	2020	$34.21	$0.00
0200	0994427	99	0952		PV27202770175	Swedish Covenant Health	7/31/20	2020	$27,228.46	$0.00
0200	0994427	99	0952		PV27202770176	HEATHER MORGAN	7/31/20	2020	$159.88	$0.00
0200	0994427	99	0952		PV27202770177	JEREMY INGRAM	8/7/20	2020	$2,810.39	$0.00
0200	0994427	99	0952		PV27202770178	NORMA RAMIREZ	8/7/20	2020	$608.04	$0.00
0200	0994427	99	0952		PV27202770179	JOSHUA ALBANESE	8/7/20	2020	$200.11	$0.00
0200	0994427	99	0952		PV27202770180	CHARLES EDOIGIAWERIE	8/7/20	2020	$2,832.92	$0.00
0200	0994427	99	0952		PV27202770181	FRANK ANELLO	8/7/20	2020	$1,201.28	$0.00
0200	0994427	99	0952		PV27202770182	SISI WU	8/7/20	2020	$1,100.64	$0.00
0200	0994427	99	0952		PV27202770183	ELIZABETH MARRION	8/7/20	2020	$15,777.22	$0.00
0200	0994427	99	0952		PV27202770184	PNC MORTGAGE	8/7/20	2020	$667.86	$0.00
0200	0994427	99	0952		PV27202770185	MARIA CURIEL	8/7/20	2020	$195.00	$0.00
0200	0994427	99	0952		PV27202770186	DANNY MARTINEZ	8/7/20	2020	$101.51	$0.00
0200	0994427	99	0952		PV27202770187	MOSHE SWEET	8/7/20	2020	$972.86	$0.00
0200	0994427	99	0952		PV27202770188	RANJIV RANDALL RANDHAWA	8/7/20	2020	$442.08	$0.00
0200	0994427	99	0952		PV27202770189	REALTY & MORTGAGE CO.	8/24/20	2020	$1,265.84	$0.00
0200	0994427	99	0952		PV27202770190	PATRICIA WHITEHEAD	8/24/20	2020	$50.36	$0.00
0200	0994427	99	0952		PV27202770191	CAROLINA SERNA	8/24/20	2020	$1,159.20	$0.00
0200	0994427	99	0952		PV27202770192	MICHAEL KELLY	8/24/20	2020	$6,087.71	$0.00
0200	0994427	99	0952		PV27202770193	DANIEL BAKER	8/21/20	2020	$347.42	$0.00
0200	0994427	99	0952		PV27202770194	BETH MALKOSKY	8/21/20	2020	$35.22	$0.00
0200	0994427	99	0952		PV27202770195	RICHARD WELCH	8/21/20	2020	$46.12	$0.00
0200	0994427	99	0952		PV27202770196	CARLISS ELLISON	8/28/20	2020	$446.74	$0.00
0200	0994427	99	0952		PV27202770197	ROBERT DARGEL	8/28/20	2020	$90.00	$0.00
0200	0994427	99	0952		PV27202770198	SCOTT E. BROWN	8/28/20	2020	$121.36	$0.00
0200	0994427	99	0952		PV27202770199	THOMAS AND DARCEL TROY	8/28/20	2020	$128.70	$0.00
0200	0994427	99	0952		PV27202770200	2517 W LYNDALE LLC	8/28/20	2020	$117.64	$0.00
0200	0994427	99	0952		PV27202770201	EVELYN SOTO	8/28/20	2020	$1,216.20	$0.00
0200	0994427	99	0952		PV27202770202	WINTHROP MARKET INC	8/28/20	2020	$1,605.88	$0.00
0200	0994427	99	0952		PV27202770203	JOHN N. RONAN	8/28/20	2020	$133.54	$0.00
0200	0994427	99	0952		PV27202770204	MARY ELIZABETH HEERAN	8/28/20	2020	$5,038.09	$0.00
0200	0994427	99	0952		PV27202770205	HIGH STREET BUILDERS COR	9/4/20	2020	$497.66	$0.00
0200	0994427	99	0952		PV27202770206	JOY MCCORMACK	9/4/20	2020	$305.54	$0.00
0200	0994427	99	0952		PV27202770207	JENNIFER C. ANDERSON	9/4/20	2020	$235.00	$0.00
0200	0994427	99	0952		PV27202770208	SONJA GRIFFIN	9/4/20	2020	$18,307.35	$0.00
0200	0994427	99	0952		PV27202770209	BRADLEY JACOBSON	9/4/20	2020	$538.13	$0.00
0200	0994427	99	0952		PV27202770210	MICHAEL SHRADER	9/4/20	2020	$121.57	$0.00
0200	0994427	99	0952		PV27202770211	WPD MANAGEMENT LLC	9/4/20	2020	$3,095.72	$0.00
0200	0994427	99	0952		PV27202770212	BERTIN O RIVERA	9/11/20	2020	$173.98	$0.00

0200	0994427	99	0952	220952	PV27202770213	JOSE TACURI	9/11/20	2020	$716.29	$0.00
0200	0994427	99	0952		PV27202770214	SYDELL FREEHAND CHICAGO	9/11/20	2020	$4,403.12	$0.00
0200	0994427	99	0952		PV27202770215	BRYAN LYNCH	9/11/20	2020	$1,266.44	$0.00
0200	0994427	99	0952		PV27202770216	RIDGEWAY GROUP LLC	9/11/20	2020	$209.30	$0.00
0200	0994427	99	0952		PV27202770217	CHERYL A. (WHITFIELD) HARF	9/18/20	2020	$75.00	$0.00
0200	0994427	99	0952		PV27202770218	CLARENCE HEBRON	9/18/20	2020	$292.54	$0.00
0200	0994427	99	0952		PV27202770219	SHIZUE NAKANISHI	9/18/20	2020	$476.68	$0.00
0200	0994427	99	0952		PV27202770220	SHALISE PUGH	9/18/20	2020	$176.48	$0.00
0200	0994427	99	0952		PV27202770221	BLUME GROUP LLC	9/18/20	2020	$3,279.82	$0.00
0200	0994427	99	0952		PV27202770222	JACOB PROPERTIES	9/25/20	2020	$2,055.91	$0.00
0200	0994427	99	0952		PV27202770223	AMY KELLEY	9/25/20	2020	$314.00	$0.00
0200	0994427	99	0952		PV27202770224	PAUL TRETTIN	9/25/20	2020	$9.18	$0.00
0200	0994427	99	0952		PV27202770225	BANK FINANCIAL IND ADM	10/2/20	2020	$342.88	$0.00
0200	0994427	99	0952		PV27202770226	CHARLES C. SANDS	10/2/20	2020	$84.50	$0.00
0200	0994427	99	0952		PV27202770227	JAMES RIDEAUX	10/2/20	2020	$773.12	$0.00
0200	0994427	99	0952		PV27202770228	MARIA M. HERNANDEZ	10/2/20	2020	$1,228.44	$0.00
0200	0994427	99	0952		PV27202770229	CHICAGO HAPPY LIVING LLC	10/2/20	2020	$1,059.56	$0.00
0200	0994427	99	0952		PV27202770230	GERALDINE DAVIS	10/2/20	2020	$450.24	$0.00
0200	0994427	99	0952		PV27202770231	JOSE CHAIDEZ	10/2/20	2020	$1,251.28	$0.00
0200	0994427	99	0952		PV27202770232	GERALDINE LEVATINO	10/9/20	2020	$179.76	$0.00
0200	0994427	99	0952		PV27202770233	JUAN GONZALEZ	10/9/20	2020	$573.08	$0.00
0200	0994427	99	0952		PV27202770234	MARIA WECLEWICZ	10/9/20	2020	$771.66	$0.00
0200	0994427	99	0952		PV27202770235	EDWARD ROSEN	10/9/20	2020	$34.86	$0.00
0200	0994427	99	0952		PV27202770236	SUSAN LAWLER	10/9/20	2020	$10.54	$0.00
0200	0994427	99	0952		PV27202770237	THOMAS HOPE	10/9/20	2020	$885.10	$0.00
0200	0994427	99	0952		PV27202770238	SKN INVESTMENTS INC	10/16/20	2020	$2,719.94	$0.00
0200	0994427	99	0952		PV27202770239	JIANWEI XU	10/16/20	2020	$19.00	$0.00
0200	0994427	99	0952		PV27202770240	MARIO CHRISTOPHER	10/16/20	2020	$141.90	$0.00
0200	0994427	99	0952		PV27202770241	KATHERINE RIVERA	10/16/20	2020	$1,501.85	$0.00
0200	0994427	99	0952		PV27202770242	TRUNG NGUYEN	10/16/20	2020	$264.24	$0.00
0200	0994427	99	0952		PV27202770243	NORMA T MULLON	10/16/20	2020	$41.05	$0.00
0200	0994427	99	0952		PV27202770244	REDEVELOPED PROPERTIES	10/16/20	2020	$81.78	$0.00
0200	0994427	99	0952		PV27202770245	CLOUD PROPERTY MANAGE	10/23/20	2020	$1,252.90	$0.00
0200	0994427	99	0952		PV27202770246	AM KORDIC INC	10/23/20	2020	$212.41	$0.00
0200	0994427	99	0952		PV27202770247	MARY CLAIRE MOLL	10/23/20	2020	$3,825.70	$0.00
0200	0994427	99	0952		PV27202770248	TRIWIN INVESTMENTS INTL	10/23/20	2020	$1,950.95	$0.00
0200	0994427	99	0952		PV27202770249	DONNA STOJADINOVICH	10/23/20	2020	$36.12	$0.00
0200	0994427	99	0952		PV27202770250	MICHELE L. CORLETT	10/23/20	2020	$817.10	$0.00
0200	0994427	99	0952		PV27202770251	MONICA BYRD	10/23/20	2020	$318.08	$0.00

0200	0994427	99	0952	220952	PV27202770252	SAMUEL MESSINA	10/23/20	2020	$3,362.59	$0.00
0200	0994427	99	0952		PV27202770253	JASON S. THOMAS	10/23/20	2020	$733.02	$0.00
0200	0994427	99	0952		PV27202770254	OGDEN STREET MANAGER LL	11/6/20	2020	$442.98	$0.00
0200	0994427	99	0952		PV27202770255	OGDEN STREET MANAGER LL	11/6/20	2020	$38.00	$0.00
0200	0994427	99	0952		PV27202770256	AP CONSTRUCTION INC	11/6/20	2020	$1,447.50	$0.00
0200	0994427	99	0952		PV27202770257	RINGGOLD CAPITAL IV LLC	11/6/20	2020	$1,846.36	$0.00
0200	0994427	99	0952		PV27202770258	SUSAN LEBIODA	11/6/20	2020	$164.77	$0.00
0200	0994427	99	0952		PV27202770259	CYNTHIA E. LANCE	11/6/20	2020	$323.19	$0.00
0200	0994427	99	0952		PV27202770260	BETHISHOU, ATOUR	11/6/20	2020	$111.16	$0.00
0200	0994427	99	0952		PV27202770261	LEAH POUW	11/6/20	2020	$1,041.80	$0.00
0200	0994427	99	0952		PV27202770262	MICHAEL B SMELLIE	11/6/20	2020	$79.45	$0.00
0200	0994427	99	0952		PV27202770263	DAVID SCOTT LUNSFORD	11/6/20	2020	$2,711.32	$0.00
0200	0994427	99	0952		PV27202770264	1001 W LAKE OPCO LLC	11/6/20	2020	$1,902.12	$0.00
0200	0994427	99	0952		PV27202770265	1500 N WELLS OPCO LLC	11/6/20	2020	$514.12	$0.00
0200	0994427	99	0952		PV27202770266	GNEEVEGUILLA PROPERTIES	11/6/20	2020	$30,455.07	$0.00
0200	0994427	99	0952		PV27202770267	JOLANDA RIVERA	11/6/20	2020	$1,000.00	$0.00
0200	0994427	99	0952		PV27202770268	ANDREW HUMPHREY	11/6/20	2020	$771.08	$0.00
0200	0994427	99	0952		PV27202770269	ARTHUR D. GREEN	11/6/20	2020	$1,263.63	$0.00
0200	0994427	99	0952		PV27202770270	RAYMOND, JANINE	11/6/20	2020	$252.87	$0.00
0200	0994427	99	0952		PV27202770271	SHEILA HOUSTON	11/6/20	2020	$444.27	$0.00
0200	0994427	99	0952		PV27202770272	VANESSA NOMURA-ANDERER	11/6/20	2020	$68.36	$0.00
0200	0994427	99	0952		PV27202770273	SUSIE AZZO	11/6/20	2020	$343.66	$0.00
0200	0994427	99	0952		PV27202770274	PAPER STREET REALTY	11/6/20	2020	$460.66	$0.00
0200	0994427	99	0952		PV27202770275	PAUL KRUTIAK	11/6/20	2020	$407.74	$0.00
0200	0994427	99	0952		PV27202770276	THOMAS ROBIN ARMOUR	11/6/20	2020	$264.55	$0.00
0200	0994427	99	0952		PV27202770277	SUEN SZETO	11/16/20	2020	$1,082.24	$0.00
0200	0994427	99	0952		PV27202770278	SABRINA LABVAH	11/16/20	2020	$235.43	$0.00
0200	0994427	99	0952		PV27202770279	TUAN NGUYEN	11/16/20	2020	$6,279.43	$0.00
0200	0994427	99	0952		PV27202770280	WESTERN-FITCH LP	11/16/20	2020	$123.35	$0.00
0200	0994427	99	0952		PV27202770281	CYNTHIA A. SZUKALA	11/20/20	2020	$1,037.68	$0.00
0200	0994427	99	0952		PV27202770282	RONALD BUTERA	11/20/20	2020	$104.97	$0.00
0200	0994427	99	0952		PV27202770283	REBECCA HE	11/20/20	2020	$21.67	$0.00
0200	0994427	99	0952		PV27202770284	NEWSWEB RADIO COMPANY	11/20/20	2020	$504.06	$0.00
0200	0994427	99	0952		PV27202770285	RYAN RIEGER	11/20/20	2020	$218.40	$0.00
0200	0994427	99	0952		PV27202770286	JAMES COZZI	11/20/20	2020	$3,607.52	$0.00
0200	0994427	99	0952		PV27202770287	SARTOUK MOUSSAVI	11/20/20	2020	$32.57	$0.00
0200	0994427	99	0952		PV27202770288	MATTHEW J POCERNICH	11/20/20	2020	$75.22	$0.00
0200	0994427	99	0952		PV27202770289	MARTIN U BUCIO	11/20/20	2020	$1,134.80	$0.00
0200	0994427	99	0952		PV27202770290	ALEKSANDAR POPIVODA	11/20/20	2020	$51.82	$0.00

0200	0994427	99	0952	220952	PV27202770291	SANDRA ANDERSON	11/20/20	2020	$950.45	$0.00
0200	0994427	99	0952		PV27202770292	ROBERT W. THOMAS	11/20/20	2020	$1,964.44	$0.00
0200	0994427	99	0952		PV27202770293	MONIQUE PRICE	11/20/20	2020	$9,318.78	$0.00
0200	0994427	99	0952		PV27202770294	BETTY TORRES-MUNOZ	11/27/20	2020	$75.00	$0.00
0200	0994427	99	0952		PV27202770295	WAYCOOL HOMES LLC	11/27/20	2020	$713.42	$0.00
0200	0994427	99	0952		PV27202770296	OMAR MUTHANNA	11/27/20	2020	$300.00	$0.00
0200	0994427	99	0952		PV27202770297	JULIE A QUIROZ	11/27/20	2020	$90.10	$0.00
0200	0994427	99	0952		PV27202770298	FAIRVIEW REALTY GROUP	12/4/20	2020	$198.24	$0.00
0200	0994427	99	0952		PV27202770299	ERIN PAAS	12/4/20	2020	$129.46	$0.00
0200	0994427	99	0952		PV27202770300	AMIT SHAH	12/4/20	2020	$628.56	$0.00
0200	0994427	99	0952		PV27202770301	SHAMIKA Y JONES	12/4/20	2020	$1,039.97	$0.00
0200	0994427	99	0952		PV27202770302	PIOTR HEBAL	12/11/20	2020	$157.10	$0.00
0200	0994427	99	0952		PV27202770303	ARISTIDE SUERA	12/11/20	2020	$1,400.00	$0.00
0200	0994427	99	0952		PV27202770304	KINGDOM CHURCH INTERNAT	12/11/20	2020	$200.00	$0.00
0200	0994427	99	0952		PV27202770305	LUKASZ OZIEBLO	12/11/20	2020	$636.06	$0.00
0200	0994427	99	0952		PV27202770306	BY THE HAND CLUB FOR KIDS	12/11/20	2020	$4,568.12	$0.00
0200	0994427	99	0952		PV27202770307	BY THE HAND CLUB FOR KIDS	12/11/20	2020	$677.94	$0.00
0200	0994427	99	0952		PV27202770308	YEHOSHUA PINKUS	12/11/20	2020	$240.00	$0.00
0200	0994427	99	0952		PV27202770309	SHARON CONNOLLY	12/11/20	2020	$2,146.90	$0.00
0200	0994427	99	0952		PV27202770310	AMETRA HARRIS	12/11/20	2020	$943.26	$0.00
0200	0994427	99	0952		PV27202770311	LYNNETTE MCRAE	12/11/20	2020	$174.16	$0.00
0200	0994427	99	0952		PV27202770312	ERALDO ALOI	12/18/20	2020	$2,960.00	$0.00
0200	0994427	99	0952		PV27202770313	AYOTUNDE REED	12/18/20	2020	$100.61	$0.00
0200	0994427	99	0952		PV27202770314	NORMA PEREZ	12/18/20	2020	$190.36	$0.00
0200	0994427	99	0952		PV27202770315	WPD MANAGEMENT LLC	12/18/20	2020	$1,768.40	$0.00
0200	0994427	99	0952		PV27202770316	TERESA MACIAS	12/18/20	2020	$136.26	$0.00
0200	0994427	99	0952		PV27202770317	EDNY JARA	12/18/20	2020	$2,430.16	$0.00
0200	0994427	99	0952		PV27202770318	MIREYA CRUZ	12/18/20	2020	$220.00	$0.00
0200	0994427	99	0952		PV27202770319	JOHN F. MACLAREN	12/18/20	2020	$38.00	$0.00
0200	0994427	99	0952		PV27202770320	DONALD E. BAKER	1/12/21	2020	$433.56	$0.00
0200	0994427	99	0952		PV27202770321	CARMEN Y. BONILLA	1/12/21	2020	$34.08	$0.00
0200	0994427	99	0952		PV27202770322	DONALD F. DILIBERTO	1/12/21	2020	$216.48	$0.00
0200	0994427	99	0952		PV27202770323	ANTONELLA FRANGELLA-QUI	1/12/21	2020	$641.68	$0.00
0200	0994427	99	0952		PV27202770324	JENNIFER BOLAN	1/12/21	2020	$153.96	$0.00
0200	0994427	99	0952		PV27202770325	KARA CVIK	1/4/21	2020	$92.24	$0.00
0200	0994427	99	0952		PV27202770326	MIA C PEREZ	1/4/21	2020	$500.79	$0.00
0200	0994427	99	0952		PV27202770327	LYNN ENGLISH	1/4/21	2020	$239.02	$0.00
0200	0994427	99	0952		PV27202770328	SHEILA LAWRENCE	1/4/21	2020	$993.45	$0.00
0200	0994427	99	0952		PV27202770329	ELAINE ANDREN	1/4/21	2020	$446.85	$0.00

0200	0994427	99	0952	220952	PV27202770330	QUENTIEN M. BREWINGTON	1/4/21	2020	$1,562.03	$0.00
0200	0994427	99	0952		PV27202770331	SHAILA KARIM	1/4/21	2020	$126.04	$0.00
0200	0994427	99	0952		PV27202770331	SHAILA KARIM	2/11/21	2020	$0.00	$126.04
0200	0994427	99	0952		PV27202770332	RODOLFO MARTINEZ	1/4/21	2020	$2,175.40	$0.00
0200	0994427	99	0952		PV27202770333	SSDF7 PORTFOLIO 1 LLC	1/4/21	2020	$468.78	$0.00
0200	0994427	99	0952		PV27202770334	INISHOWEN HOMES LTD	1/8/21	2020	$1,293.24	$0.00
0200	0994427	99	0952		PV27202770335	CAGAN MANAGEMENT GROU	1/8/21	2020	$14,665.02	$0.00
0200	0994427	99	0952		PV27202770336	KATHLEEN M PALM	1/8/21	2020	$105.98	$0.00
0200	0994427	99	0952		PV27202770337	DREW CARDWELL	1/8/21	2020	$261.44	$0.00
0200	0994427	99	0952		PV27202770338	HENRY SHANNON	1/8/21	2020	$3,787.13	$0.00
0200	0994427	99	0952		PV27202770339	HEATHER HAWTHORNE	1/8/21	2020	$73.91	$0.00
0200	0994427	99	0952		PV27202770340	JESSICA RIOS	1/8/21	2020	$112.20	$0.00
0200	0994427	99	0952		PV27202770341	SUZY SWETT LEWIS	1/8/21	2020	$750.00	$0.00
0200	0994427	99	0952		PV27202770342	FANTASY ISLAND SCHOOLS F	1/8/21	2020	$20,039.02	$0.00
0200	0994427	99	0952		PV27202770343	PAULINE THURSTON	1/8/21	2020	$111.60	$0.00
0200	0994427	99	0952		PV27202770344	ERNEST SHIN	1/15/21	2020	$756.73	$0.00
0200	0994427	99	0952		PV27202770345	CONNIE RICE	1/15/21	2020	$1,635.06	$0.00
0200	0994427	99	0952		PV27202770346	THOMAS BISHOP	1/15/21	2020	$90.60	$0.00
0200	0994427	99	0952		PV27202770347	MAREK SASADEUSZ	1/15/21	2020	$936.34	$0.00
0200	0994427	99	0952		PV27202770348	MARIA E. AGUDO	1/15/21	2020	$1,807.60	$0.00
0200	0994427	99	0952		PV27202770349	PAUL STORTI	1/15/21	2020	$364.72	$0.00
0200	0994427	99	0952		PV27202770350	ROMEO ARZATE	1/15/21	2020	$205.24	$0.00
0200	0994427	99	0952		PV27202770351	KATHRYN AND MATTHEW HA	1/15/21	2020	$93.60	$0.00
0200	0994427	99	0952		PV27202770352	TIM LUK	1/15/21	2020	$2,138.55	$0.00
0200	0994427	99	0952		PV27202770353	TERESA SORIA	1/15/21	2020	$865.36	$0.00
0200	0994427	99	0952		PV27202770354	JVA TWO LLC	1/15/21	2020	$168.66	$0.00
0200	0994427	99	0952		PV27202770355	GENE ENTERPRISES LLC	1/15/21	2020	$248.76	$0.00
0200	0994427	99	0952		PV27202770356	DEBRA ZUCKER	1/15/21	2020	$218.18	$0.00
0200	0994427	99	0952		PV27202770357	HANNAH P. VINYARD	1/15/21	2020	$112.52	$0.00
0200	0994427	99	0952		PV27202770358	MONICA LOPEZ	1/15/21	2020	$150.01	$0.00
0200	0994427	99	0952		PV27202770359	TYNNETTA QAIYIM	1/15/21	2020	$1,288.76	$0.00
0200	0994427	99	0952		PV27202770360	BEATRICE RITCHIE	1/22/21	2020	$13,271.36	$0.00
0200	0994427	99	0952		PV27202770361	LINDA BADILLO	1/22/21	2020	$1,269.06	$0.00
0200	0994427	99	0952		PV27202770362	ANTHONY HART	1/22/21	2020	$249.02	$0.00
0200	0994427	99	0952		PV27202770363	BCL-HOME REHAB SUB 1 LLC	1/22/21	2020	$435.87	$0.00
0200	0994427	99	0952		PV27202770364	BCL-HOME REHAB SUB 1 LLC	1/22/21	2020	$69.31	$0.00
0200	0994427	99	0952		PV27202770365	ROBERT SAWYER	1/22/21	2020	$1,537.31	$0.00
0200	0994427	99	0952		PV27202770366	BCL-HOME CONSTRUCTION L	1/22/21	2020	$69.00	$0.00
0200	0994427	99	0952		PV27202770367	LUIS E. RODRIGUEZ	1/22/21	2020	$100.00	$0.00

0200	0994427	99	0952	220952	PV27202770368	GP OPPORTUNITY FUND LLC	1/22/21	2020	$1,216.20	$0.00
0200	0994427	99	0952		PV27202770369	RICHARD B MORTIMORE	1/22/21	2020	$248.04	$0.00
0200	0994427	99	0952		PV27202770370	3211 N RACINE CONDO ASSO	1/22/21	2020	$3,701.65	$0.00
0200	0994427	99	0952		PV27202770371	RAUL & JULIANNE M DIAZ	1/22/21	2020	$459.40	$0.00
0200	0994427	99	0952		PV27202770372	WPD MANAGEMENT LLC	1/22/21	2020	$958.82	$0.00
0200	0994427	99	0952		PV27202770373	WPD MANAGEMENT LLC	1/22/21	2020	$1,267.82	$0.00
0200	0994427	99	0952		PV27202770374	ADRIANA D. LUCERO	1/22/21	2020	$1,720.00	$0.00
0200	0994427	99	0952		PV27202770375	SMITH PARTNERS & ASSOCIA	1/22/21	2020	$57.00	$0.00
0200	0994427	99	0952		PV27202770376	HAYDEE ORTIZ	1/29/21	2020	$176.52	$0.00
0200	0994427	99	0952		PV27202770377	HARVESTER FOODS CORP	1/29/21	2020	$1,327.68	$0.00
0200	0994427	99	0952		PV27202770378	ANTOINETTE WEBB	1/29/21	2020	$84.97	$0.00
0200	0994427	99	0952		PV27202770379	ROBERT J. TOMA	1/29/21	2020	$125.56	$0.00
0200	0994427	99	0952		PV27202770380	FRANCELIA PEREZ ZAMORA	1/29/21	2020	$223.00	$0.00
0200	0994427	99	0952		PV27202770381	GRZEGORZ WTULICH	1/29/21	2020	$142.50	$0.00
0200	0994427	99	0952		PV27202770382	RICHARD CHLEBEK	1/29/21	2020	$51.55	$0.00
0200	0994427	99	0952		PV27202770383	DONNA LESZCZYNSKI	1/29/21	2020	$100.80	$0.00
0200	0994427	99	0952		PV27202770384	EBAA PROPERTIES LLC	1/29/21	2020	$667.41	$0.00
0200	0994427	99	0952		PV27202770385	TRAVIS MOYER	1/29/21	2020	$676.54	$0.00
0200	0994427	99	0952		PV27202770386	5210 S KING DRIVE LLC	1/29/21	2020	$176.99	$0.00
0200	0994427	99	0952		PV27202770387	NATHU J PATEL	1/29/21	2020	$146.20	$0.00
0200	0994427	99	0952		PV27202770388	CHITOWN FISH & SEAFOOD	1/29/21	2020	$31.94	$0.00
0200	0994427	99	0952		PV27202770389	MATTHEW HOOKER	1/29/21	2020	$170.32	$0.00
0200	0994427	99	0952		PV27202770390	CARLOS CAMPOS	1/29/21	2020	$224.04	$0.00
0200	0994427	99	0952		PV27202770391	ERIN M SCHLENGER	1/29/21	2020	$659.08	$0.00
0200	0994427	99	0952		PV27202770392	SOFIA SOLIS	1/29/21	2020	$600.00	$0.00
0200	0994427	99	0952		PV27202770393	NICHOLAS TURNER	1/29/21	2020	$388.00	$0.00
0200	0994427	99	0952		PV27202770394	TRIWIN INVESTMENT INTL	2/5/21	2020	$560.54	$0.00
0200	0994427	99	0952		PV27202770395	LORA STONE	2/5/21	2020	$193.47	$0.00
0200	0994427	99	0952		PV27202770396	EDWARD L. COOPER III	2/5/21	2020	$162.00	$0.00
0200	0994427	99	0952		PV27202770397	KAREN L MOORE	2/5/21	2020	$396.09	$0.00
0200	0994427	99	0952		PV27202770398	ALEJANDRA ELIZONDO	2/5/21	2020	$61.66	$0.00
0200	0994427	99	0952		PV27202770399	REBECCA G SPENCE	2/5/21	2020	$8,532.33	$0.00
0200	0994427	99	0952		PV27202770400	FRANK ARNIERI	2/5/21	2020	$90.00	$0.00
0200	0994427	99	0952		PV27202770401	ISELA SAMANIEGO	2/5/21	2020	$1,099.92	$0.00
0200	0994427	99	0952		PV27202770402	ERIK SWANSON	2/5/21	2020	$176.52	$0.00
0200	0994427	99	0952		PV27202770403	PLS CHECK CASHING	2/5/21	2020	$136.38	$0.00
0200	0994427	99	0952		PV27202770404	SAUNDRA HARRIS	2/5/21	2020	$463.23	$0.00
0200	0994427	99	0952		PV27202770405	GERALD J YOUNG	2/5/21	2020	$105.13	$0.00
0200	0994427	99	0952		PV27202770406	MADELINE LEE	2/5/21	2020	$79.08	$0.00

0200	0994427	99	0952	220952	PV27202770407	VALERIE ROBIN	2/5/21	2020	$264.10	$0.00
0200	0994427	99	0952		PV27202770408	CATHERINE P BEVERLY	2/5/21	2020	$96.74	$0.00
0200	0994427	99	0952		PV27202770409	CHARLES GORDON	2/5/21	2020	$363.48	$0.00
0200	0994427	99	0952		PV27202770410	RYAN PYATENKO	2/5/21	2020	$192.98	$0.00
0200	0994427	99	0952		PV27202770411	KNN ENTERPRISES LLC	2/5/21	2020	$13,365.70	$0.00
0200	0994427	99	0952		PV27202770412	GARRETT M MEADE	2/16/21	2020	$351.13	$0.00
0200	0994427	99	0952		PV27202770413	DAVID P. BOLGER	2/16/21	2020	$124.32	$0.00
0200	0994427	99	0952		PV27202770414	ERIK HERNANDEZ	2/16/21	2020	$687.32	$0.00
0200	0994427	99	0952		PV27202770415	DEE REAL ESTATE LLC	2/16/21	2020	$850.00	$0.00
				220952			**Sum:**		**$574,115.37**	**$600,717.06**

Fund Code	Cost Center Code	Department Code	Appropriation Code	Account Code	Transaction Reference	Vendor Reference	Posted Date	Year	JE Line Debits	JE Line Credits
0200	0992005	99	9097	221020	JV20WS03057 Adj		3/5/20	2020	$16,375,978.00	$0.00
0200	0992005	99	9097		JV20WS06192 Adj		6/19/20	2020	$26,814,205.00	$0.00
0200	0992005	99	9097		JV20WS08244 ADJ		8/3/20	2020	$26,814,205.00	$0.00
0200	0992005	99	9097		JV20WS10333 Adj		10/26/20	2020	$26,814,205.00	$0.00
0200	0994484	99	9765		JV20WS020065405		2/19/20	2020	$52,083.33	$0.00
0200	0994484	99	9765		JV20WS020085407		2/19/20	2020	$52,083.33	$0.00
0200	0994484	99	9765		JV20WS03068 Adj		3/20/20	2020	$52,083.33	$0.00
0200	0994484	99	9765		JV20WS04116 ADJ		4/20/20	2020	$52,083.33	$0.00
0200	0994484	99	9765		JV20WS05129 Adj		5/19/20	2020	$52,083.33	$0.00
0200	0994484	99	9765		JV20WS06194 Adj		6/26/20	2020	$52,083.33	$0.00
0200	0994484	99	9765		JV20WS07219 Adj		7/15/20	2020	$52,083.33	$0.00
0200	0994484	99	9765		JV20WS08267 Adj		8/25/20	2020	$52,083.33	$0.00
0200	0994484	99	9765		JV20WS09302 Adj		9/25/20	2020	$52,083.33	$0.00
0200	0994484	99	9765		JV20WS10331 Adj		10/28/20	2020	$52,083.33	$0.00
0200	0994484	99	9765		JV20WS11336 Adj		11/12/20	2020	$52,083.33	$0.00
0200	0994484	99	9765		JV20WS12367 Adj		12/9/20	2020	$52,083.37	$0.00
0200	0994488	99	9773		JV20WS020065405		2/19/20	2020	$122,525.08	$0.00
0200	0994488	99	9773		JV20WS020085407		2/19/20	2020	$122,525.08	$0.00
0200	0994488	99	9773		JV20WS03068 Adj		3/20/20	2020	$122,525.08	$0.00
0200	0994488	99	9773		JV20WS04116 ADJ		4/20/20	2020	$122,525.08	$0.00
0200	0994488	99	9773		JV20WS05129 Adj		5/19/20	2020	$122,525.08	$0.00
0200	0994488	99	9773		JV20WS06194 Adj		6/26/20	2020	$122,525.08	$0.00
0200	0994488	99	9773		JV20WS07219 Adj		7/15/20	2020	$122,525.08	$0.00
0200	0994488	99	9773		JV20WS08267 Adj		8/25/20	2020	$122,525.08	$0.00
0200	0994488	99	9773		JV20WS09302 Adj		9/25/20	2020	$122,525.08	$0.00
0200	0994488	99	9773		JV20WS10331 Adj		10/28/20	2020	$122,525.08	$0.00
0200	0994488	99	9773		JV20WS11336 Adj		11/12/20	2020	$122,525.08	$0.00

0200	0994488	99	9773	221020	JV20WS12367 Adj		12/9/20	2020	$122,525.12	$0.00
0200	0994488	99	9774		JV20WS020065405		2/19/20	2020	$27,083.33	$0.00
0200	0994488	99	9774		JV20WS020085407		2/19/20	2020	$27,083.33	$0.00
0200	0994488	99	9774		JV20WS03068 Adj		3/20/20	2020	$27,083.33	$0.00
0200	0994488	99	9774		JV20WS04116 ADJ		4/20/20	2020	$27,083.33	$0.00
0200	0994488	99	9774		JV20WS05129 Adj		5/19/20	2020	$27,083.33	$0.00
0200	0994488	99	9774		JV20WS06194 Adj		6/26/20	2020	$27,083.33	$0.00
0200	0994488	99	9774		JV20WS07219 Adj		7/15/20	2020	$27,083.33	$0.00
0200	0994488	99	9774		JV20WS08267 Adj		8/25/20	2020	$27,083.33	$0.00
0200	0994488	99	9774		JV20WS09302 Adj		9/25/20	2020	$27,083.33	$0.00
0200	0994488	99	9774		JV20WS10331 Adj		10/28/20	2020	$27,083.33	$0.00
0200	0994488	99	9774		JV20WS11336 Adj		11/12/20	2020	$27,083.33	$0.00
0200	0994488	99	9774		JV20WS12367 Adj		12/9/20	2020	$27,083.37	$0.00
				221020			**Sum:**		**$99,238,894.00**	**$0.00**

Fund Code	Cost Center Code	Department Code	Appropriation Code	Account Code	Transaction Reference	Vendor Reference	Posted Date	Year	JE Line Debits	JE Line Credits
0200	0994427	99	0959	221144	PV27202703039	THE BANK OF NEW YORK	2/21/20	2020	$3,100.00	$0.00
0200	0994427	99	0959		PV27202703068	ICE MILLER LLP	3/25/20	2020	$6,000.00	$0.00
0200	0994427	99	0959		PV27202703085	THE BANK OF NEW YORK	5/7/20	2020	$4,075.00	$0.00
0200	0994427	99	0959		PV27202703094	THE BANK OF NEW YORK	5/14/20	2020	$1,500.00	$0.00
0200	0994427	99	0959		PV27202703101	THE BANK OF NEW YORK	6/5/20	2020	$2,000.00	$0.00
0200	0994427	99	0959		PV27202703102	ICE MILLER LLP	6/5/20	2020	$6,000.00	$0.00
0200	0994427	99	0959		PV27202703106	THE BANK OF NEW YORK	6/12/20	2020	$2,000.00	$0.00
0200	0994427	99	0959		PV27202703125	THE BANK OF NEW YORK	7/9/20	2020	$1,500.00	$0.00
0200	0994427	99	0959		PV27202703151	THE BANK OF NEW YORK	9/8/20	2020	$4,000.00	$0.00
0200	0994427	99	0959		PV27202703156	ICE MILLER LLP	9/18/20	2020	$6,000.00	$0.00
0200	0994427	99	0959		PV27202703192	THE BANK OF NEW YORK	11/2/20	2020	$2,000.00	$0.00
0200	0994427	99	0959		PV27202703205	THE BANK OF NEW YORK	11/23/20	2020	$1,500.00	$0.00
0200	0994427	99	0959		PV27202703206	THE BANK OF NEW YORK	11/23/20	2020	$2,000.00	$0.00
0200	0994427	99	0959		PV27202703207	THE BANK OF NEW YORK	11/23/20	2020	$2,000.00	$0.00
0200	0994427	99	0959		PV27202703208	THE BANK OF NEW YORK	11/23/20	2020	$2,000.00	$0.00
0200	0994427	99	0959		PV27202703228	ICE MILLER LLP	12/9/20	2020	$5,000.00	$0.00
0200	0994427	99	0959		PV27202703235	THE BANK OF NEW YORK	1/13/21	2020	$1,500.00	$0.00
				221144			**Sum:**		**$52,175.00**	**$0.00**

						Sum:			**$784,429,258.43**	**$28,192,818.45**

EXHIBIT 2.S

										10,677,207.38	(438,136.83)	9,511,303.22	
GL Year	Fund Code	Cost Center Code	Depart ment Code	Approp riation Code	Account Code	Transaction Reference	Vendor Reference	Posted Date	Year	JE Line Debits	JE Line Credits	Amounts from MSD GL	Variance
2017	200	994488	99	905	220905	PV88178800021	METRO WATER RECLAMATIO	2/10/2017	2017	390,587.09	-	390,587.09	-
2017	200	994488	99	905		PV88178800021	METRO WATER RECLAMATIO	2/14/2017	2017	746,634.00	-	746,634.00	-
2017	200	882005	88	140		PV88178800292	METROPOLITAN WATER REC	3/24/2017	2017	$7,267.00	-		
2017	200	994488	99	905	220905	PV88178801244	METRO WATER RECLAMATIO	8/15/2017	2017	719,633.80	-		
2017	200	994488	99	905		PV88178801346	METRO WATER RECLAMATIO	9/12/2017	2017	719,633.80	-	719,633.80	-
2017	200	882020	88	140		PV88178801831	METRO WATER RECLAMATIO	11/14/2017	2017	$1,555.00	-	1,555.00	-
2017	200	994488	99	905		PV88178801831	METRO WATER RECLAMATIO	11/14/2017	2017	719,633.80	-	719,633.80	-
2017	200	384254	38	331		PV38173800887	METROPOLITAN WATER REC	1/26/2018	2017	866.53	-		
2018	200	994488	99	905		PV88188800131	METRO WATER RECLAMATIO	3/6/2018	2018	1,230,768.37	438,136.83	792,631.54	-
2018	200	994488	99	905		PV88188800715	METRO WATER RECLAMATIO	5/17/2018	2018	$430,727.80	-	430,727.80	-
2018	200	994488	99	905		PV88188801476	METRO WATER RECLAMATIO	8/20/2018	2018	430,727.80	-	430,727.80	-
2018	200	994488	99	905		PV88188802043	METRO WATER RECLAMATIO	11/15/2018	2018	430,727.80	-	430,727.80	-
2019	200	884150	88	342		PV88198802195	METROPOLITAN WATER REC	2/3/2020	2019	$843.00	-	843.00	-
2019	200	994488	99	905		PV88198800827	METRO WATER RECLAMATIO	6/25/2019	2019	$82,067.70	-	82,067.70	-
2019	200	994488	99	905		PV88198801350	METRO WATER RECLAMATIO	8/30/2019	2019	$437,200.73	-	437,200.73	-
2019	200	994488	99	905		PV88198801680	METROPOLITAN WATER REC	11/14/2019	2019	$384,009.66	-	384,009.66	-
2020	200	884150	88	140		PV88208800003	METROPOLITAN WATER REC	1/24/2020	2020	200.00	-	200.00	-
2020	200	994488	99	905	220905	PV88208800216	METROPOLITAN WATER REC	2/6/2020	2020	614,475.88	-	614,475.88	-
2020	200	994488	99	905		PV88208800802	METROPOLITAN WATER REC	5/21/2020	2020	426,862.56	-	426,862.56	-
2020	200	994488	99	905		PV88208801112	METROPOLITAN WATER REC	8/20/2020	2020	426,862.56	-	426,862.56	-
2020	200	994488	99	905		PV88208801703	METROPOLITAN WATER REC	12/14/2020	2020	426,862.56	-	426,862.56	-
2020	200	994488	99	905		PV88208802194	METROPOLITAN WATER REC	3/9/2021	2020	193,541.34	-	193,541.34	-
2021	200	994488	99	905	220905	PV88218800323	METROPOLITAN WATER REC	3/16/2021	2021	454,839.75	-	454,839.75	-
2021	200	994488	99	905		PV88218800923	METROPOLITAN WATER REC	6/10/2021	2021	234,631.37	-	234,631.37	-
2021	200	994488	99	905		PV88218800980	METROPOLITAN WATER REC	6/30/2021	2021	139,338.15	-	139,338.15	-
2021	200	994488	99	905		PV88218801032	METROPOLITAN WATER REC	7/23/2021	2021	520,866.47	-	520,866.47	-
2021	200	994488	99	905		PV88218801238	METROPOLITAN WATER REC	7/28/2021	2021	1,008.39	-	1,008.39	-
2021	200	994488	99	905		PV88218801262	METROPOLITAN WATER REC	8/5/2021	2021	$2,398.00	-	2,398.00	-
2021	200	994488	99	905		PV88218801665	METROPOLITAN WATER REC	10/27/2021	2021	500,881.47	-	500,881.47	-
2021	200	994488	99	905		PV88218801704	METRO WATER RECLAMATIO	11/17/2021	2021	1,555.00	-	1,555.00	-

EXHIBIT 2.T

Facility ID	Facility Name	Charge Year	Postmark Date	Deposite Date	Bill Type	Amount
13787	City of Chicago - Jardine Water Purification Plant	**2017**	**2/15/2017**	2/21/2017	913 Inv	390,587.09
13958	City of Chicago - Sawyer Water Purification Plant	2017	2/15/2017	2/21/2017	913 Inv	746,634.00
13787	City of Chicago - Jardine Water Purification Plant	**2017**	**9/15/2017**	9/18/2017	913 Inv	477,448.45
13958	City of Chicago - Sawyer Water Purification Plant	2017	9/15/2017	9/18/2017	913 Inv	242,185.35
13787	City of Chicago - Jardine Water Purification Plant	**2017**	**11/15/2017**	**11/17/2017**	**NCE Inv**	1,555.00
13787	City of Chicago - Jardine Water Purification Plant	**2017**	**11/15/2017**	11/17/2017	913 Inv	477,448.45
13958	City of Chicago - Sawyer Water Purification Plant	2017	11/15/2017	11/17/2017	913 Inv	242,185.35
13787	City of Chicago - Jardine Water Purification Plant	**2018**	**3/9/2018**	3/12/2018	913 Inv	438,136.83
13958	City of Chicago - Sawyer Water Purification Plant	2018	3/9/2018	3/12/2018	913 Inv	354,494.71
13787	City of Chicago - Jardine Water Purification Plant	**2018**	**5/25/2018**	5/29/2018	913 Inv	250,477.39
13958	City of Chicago - Sawyer Water Purification Plant	2018	5/25/2018	5/29/2018	913 Inv	180,250.41
13787	City of Chicago - Jardine Water Purification Plant	**2018**	**8/24/2018**	9/4/2018	913 Inv	250,477.39
13958	City of Chicago - Sawyer Water Purification Plant	2018	8/24/2018	9/4/2018	913 Inv	180,250.41
13787	City of Chicago - Jardine Water Purification Plant	**2018**	**11/20/2018**	11/26/2018	913 Inv	250,477.39
13958	City of Chicago - Sawyer Water Purification Plant	2018	11/20/2018	11/26/2018	913 Inv	180,250.41
13787	City of Chicago - Jardine Water Purification Plant	**2019**	**6/28/2019**	7/1/2019	913 Inv	82,067.70
13787	City of Chicago - Jardine Water Purification Plant	**2019**	**7/25/2019**	7/29/2019	Misc Inv	100.00

13787	City of Chicago - Jardine Water Purification Plant	**2019**	**9/9/2019**	9/11/2019	913 Inv	437,200.73
13787	City of Chicago - Jardine Water Purification Plant	**2019**	**11/21/2019**	11/26/2019	913 Inv	273,065.33
13958	City of Chicago - Sawyer Water Purification Plant	2019	11/21/2019	11/26/2019	913 Inv	110,944.33
13787	City of Chicago - Jardine Water Purification Plant	**2019**	**1/29/2020**	2/3/2020	Misc Inv	100.00
13958	City of Chicago - Sawyer Water Purification Plant	2019	1/29/2020	2/3/2020	Misc Inv	100.00
13787	City of Chicago - Jardine Water Purification Plant	2019	2/6/2020	2/10/2020	NCE Inv	843.00
13787	City of Chicago - Jardine Water Purification Plant	2020	2/19/2020	2/25/2020	913 Inv	320,768.95
13958	City of Chicago - Sawyer Water Purification Plant	2020	2/19/2020	2/25/2020	913 Inv	293,706.93
13787	City of Chicago - Jardine Water Purification Plant	2020	5/27/2020	5/29/2020	913 Inv	215,411.82
13958	City of Chicago - Sawyer Water Purification Plant	2020	5/27/2020	5/29/2020	913 Inv	211,450.74
13787	City of Chicago - Jardine Water Purification Plant	2020	9/8/2020	9/11/2020	913 Inv	215,411.82
13958	City of Chicago - Sawyer Water Purification Plant	2020	9/8/2020	9/11/2020	913 Inv	211,450.74
13787	City of Chicago - Jardine Water Purification Plant	2020	12/16/2020	12/21/2020	913 Inv	215,411.82
13958	City of Chicago - Sawyer Water Purification Plant	2020	12/16/2020	12/21/2020	913 Inv	211,450.74
13958	City of Chicago - Sawyer Water Purification Plant	2020	3/12/2021	3/16/2021	UC Inv	36,604.90
13958	City of Chicago - Sawyer Water Purification Plant	2020	3/12/2021	3/16/2021	UC Inv	274.54
13958	City of Chicago - Sawyer Water Purification Plant	2020	3/12/2021	3/16/2021	UC Inv	43,035.96
13787	City of Chicago - Jardine Water Purification Plant	2020	3/13/2021	3/16/2021	UC Inv	113,625.94

13787	City of Chicago - Jardine Water Purification Plant	2021	3/22/2021	3/25/2021	913 Inv	231,242.77
13958	City of Chicago - Sawyer Water Purification Plant	2021	3/22/2021	3/25/2021	913 Inv	223,596.98
13958	City of Chicago - Sawyer Water Purification Plant	2021	6/16/2021	6/21/2021	913 Inv	234,631.37
13787	City of Chicago - Jardine Water Purification Plant	2020	7/7/2021	7/12/2021	UC Inv	4,885.77
13787	City of Chicago - Jardine Water Purification Plant	2020	7/7/2021	7/12/2021	UC Inv	134,452.38
13787	City of Chicago - Jardine Water Purification Plant	2021	7/28/2021	8/2/2021	913 Inv	286,235.10
13958	City of Chicago - Sawyer Water Purification Plant	2021	7/28/2021	8/2/2021	913 Inv	234,631.37
13787	City of Chicago - Jardine Water Purification Plant	2020	7/30/2021	8/3/2021	UC Inv	1,008.39
13958	City of Chicago - Sawyer Water Purification Plant	2021	8/6/2021	8/12/2021	NCE Inv	1,555.00
13958	City of Chicago - Sawyer Water Purification Plant	2021	8/6/2021	8/12/2021	NCE Inv	843.00
13787	City of Chicago - Jardine Water Purification Plant	2021	10/28/2021	11/2/2021	913 Inv	309,286.06
13958	City of Chicago - Sawyer Water Purification Plant	2021	10/28/2021	11/2/2021	913 Inv	191,595.41
13958	City of Chicago - Sawyer Water Purification Plant	2021	11/19/2021	11/24/2021	NCE Inv	1,555.00
13787	City of Chicago - Jardine Water Purification Plant	2022	1/28/2022	2/1/2022	913 Inv	301,408.02
13958	City of Chicago - Sawyer Water Purification Plant	2022	1/28/2022	2/1/2022	913 Inv	239,842.00
13787	City of Chicago - Jardine Water Purification Plant	2022	5/4/2022	5/9/2022	913 Inv	279,004.42
13958	City of Chicago - Sawyer Water Purification Plant	2022	5/4/2022	5/9/2022	913 Inv	312,283.81
13787	City of Chicago - Jardine Water Purification Plant	2022	8/12/2022	8/16/2022	913 Inv	213,653.74

13958	City of Chicago - Sawyer Water Purification Plant	2022	8/12/2022	8/16/2022	913 Inv	266,567.40
13787	City of Chicago - Jardine Water Purification Plant	2022	11/4/2022	11/8/2022	913 Inv	279,004.42
13958	City of Chicago - Sawyer Water Purification Plant	2022	11/4/2022	11/8/2022	913 Inv	312,283.81
13787	City of Chicago - Jardine Water Purification Plant	2023	3/21/2023	3/22/2023	913 Inv	287,091.25
13958	City of Chicago - Sawyer Water Purification Plant	2023	3/21/2023	3/22/2023	913 Inv	296,968.52
13787	City of Chicago - Jardine Water Purification Plant	2023	5/15/2023	5/19/2023	913 Inv	176,428.57
13958	City of Chicago - Sawyer Water Purification Plant	2023	5/15/2023	5/19/2023	913 Inv	207,350.66
13787	City of Chicago - Jardine Water Purification Plant	2023	10/27/2023	10/31/2023	NCE Inv	1,000.00
13958	City of Chicago - Sawyer Water Purification Plant	2023	10/27/2023	10/31/2023	NCE Inv	1,000.00
13787	City of Chicago - Jardine Water Purification Plant	2023	12/11/2023	12/15/2023	913 Inv	22,277.19
13958	City of Chicago - Sawyer Water Purification Plant	2023	12/11/2023	12/15/2023	913 Inv	146,704.96
13787	City of Chicago - Jardine Water Purification Plant	2023	12/12/2023	12/18/2023	Misc Inv	500.00
13787	City of Chicago - Jardine Water Purification Plant	2023	12/12/2023	12/18/2023	Misc Inv	100.00
13787	City of Chicago - Jardine Water Purification Plant	2023	12/12/2023	12/18/2023	NCE Inv	2,500.00
13787	City of Chicago - Jardine Water Purification Plant	2023	12/12/2023	12/18/2023	NCE Inv	2,500.00
13787	City of Chicago - Jardine Water Purification Plant	2023	2/27/2024	3/4/2024	UC Inv	204,495.73
13787	City of Chicago - Jardine Water Purification Plant	2023	3/15/2024	3/19/2024	NCE Inv	1,000.00
13787	City of Chicago - Jardine Water Purification Plant	2024	3/22/2024	3/27/2024	913 Inv	205,858.95

13958	City of Chicago - Sawyer Water Purification Plant	2024	3/22/2024	3/27/2024	913 Inv	231,960.47
13958	City of Chicago - Sawyer Water Purification Plant	2024	5/16/2024	5/21/2024	Misc Inv	100.00
13787	City of Chicago - Jardine Water Purification Plant	2023	5/31/2024	6/6/2024	UC Inv	72,539.04
13787	City of Chicago - Jardine Water Purification Plant	2023	5/31/2024	6/6/2024	UC Inv	1,088.08
13787	City of Chicago - Jardine Water Purification Plant	2024	6/8/2024	6/17/2024	913 Inv	299,393.16
13958	City of Chicago - Sawyer Water Purification Plant	2024	6/8/2024	6/17/2024	913 Inv	177,480.85
13787	City of Chicago - Jardine Water Purification Plant	2024	8/16/2024	8/22/2024	913 Inv	299,393.16
13958	City of Chicago - Sawyer Water Purification Plant	2024	8/16/2024	8/22/2024	913 Inv	177,480.85
13787	City of Chicago - Jardine Water Purification Plant	2024	10/24/2024	10/28/2024	913 Inv	299,393.16
13958	City of Chicago - Sawyer Water Purification Plant	2024	10/24/2024	10/28/2024	913 Inv	177,480.85
13958	City of Chicago - Sawyer Water Purification Plant	2024	12/13/2024	12/17/2024	NCE Inv	2,500.00
13787	City of Chicago - Jardine Water Purification Plant	2024	3/6/2025	3/11/2025	UC Inv	26,728.32
13958	City of Chicago - Sawyer Water Purification Plant	2024	3/6/2025	3/11/2025	UC Inv	622,188.44
13787	City of Chicago - Jardine Water Purification Plant	2025	3/11/2025	3/11/2025	913 Inv	278,673.50
13958	City of Chicago - Sawyer Water Purification Plant	2025	3/11/2025	3/11/2025	913 Inv	193,124.03
13787	City of Chicago - Jardine Water Purification Plant	2025	7/17/2025	7/21/2025	913 Inv	282,789.49
13958	City of Chicago - Sawyer Water Purification Plant	2025	7/17/2025	7/21/2025	913 Inv	242,401.42
13787	City of Chicago - Jardine Water Purification Plant	2025	8/27/2025	9/2/2025	913 Inv	282,789.50

13958	City of Chicago - Sawyer Water Purification Plant	2025	8/27/2025	9/2/2025	913 Inv	397,568.45
13787	City of Chicago - Jardine Water Purification Plant	2024	9/10/2025	9/15/2025	UC Inv	200.46
13958	City of Chicago - Sawyer Water Purification Plant	2024	9/10/2025	9/15/2025	UC Inv	4,666.41

EXHIBIT 2.U

Department	2017	2018	2019	2020	2021	2022	2023	2024	2025
Office of Inspector General	12	12	12	12	12	12	12	12	12
Office of Budget and Management	1	1	1	1	1	1	2	2	2
Finance - Accounting and Financial Reporti	3	3	5	3	3	3	3	5	4
Finance - Financial Strategy and Operations	4	4	4	4	4	6	7	7	7
Finance - Revenue Services and Operations	41	42	44	44	44	44	45	48	38
City Treasurer	4	4	4	4	4	4	4	4	4
Department of Law	16	16	16	14	14	14	14	14	14
Department of Human Resources	3	3	3	2	2	2	4	4	4
Department of Procurement Services	3	3	4	4	4	4	6	5	5
Dept of Fleet and Facility Management - Bui	49	47	49	49	48	48	48	48	51
Department of Buildings	25	25	27	24	23	26	30	32	32

Department	2017	2018	2019	2020	2021	2022	2023	2024	2025
Office of Inspector General	7	7	7	7	7	7	7	7	7
City Treasurer	3	2	2	2	2	2	2	2	2
Department of Law	7	7	7	7	7	7	7	7	7
Dept of Fleet and Facility Management -	26	26	26	26	26	26	26	26	28
Department of Buildings	17	17	17	13	13	13	13	13	13

EXHIBIT 2.V

Hearing Date: No hearing scheduled
Location: <<CourtRoomNumber>>
Judge: Calendar, 3

FILED
4/19/2024 3:27 PM
IRIS Y. MARTINEZ
CIRCUIT CLERK
COOK COUNTY, IL
2021CH04583
Calendar, 3
27344788

FILED DATE: 4/19/2024 3:27 PM 2021CH04583

EXHIBIT – 12

FILED DATE: 4/19/2024 3:27 PM 2021CH04583

DETAIL OF REVENUE ESTIMATES FOR 2016

0200 - Water Fund

Estimates at January 1, 2016		
Current Assets		$397,102,000
Current Liabilities		397,102,000
Prior Year Available Resources		**$0**
Estimated Revenue for 2016		
Interest	$1,400,000	
Miscellaneous and Other	15,000,000	
Transfer In	20,000,000	
Water Rates	747,736,000	
Total appropriable revenue		**784,136,000**
Total appropriable for charges and expenditures		**$784,136,000**

0300 - Vehicle Tax Fund

Estimates at January 1, 2016		
Current Assets		$63,919,000
Current Liabilities		59,463,000
Prior Year Available Resources		**$4,456,000**
Estimated Revenue for 2016		
Parking Tax	$10,000,000	
Transfer In	686,500	
Contracted Abandoned Auto Towing	8,500	
Impoundment Fees	9,000,000	
Other Reimbursements	32,297,000	
Other Revenue	2,400,000	
Pavement Cut Fees	13,000,000	
Sale of Impounded Automobiles	3,500,000	
Vehicle Tax	121,200,000	
Total appropriable revenue		**192,092,000**
Total appropriable for charges and expenditures (exclusive of liabilities at January 1, 2016)		**$196,548,000**

0310 - Motor Fuel Tax Fund

Estimates at January 1, 2016		
Current Assets		$37,345,000
Current Liabilities		37,345,000
Prior Year Available Resources		**$0**
Estimated Revenue for 2016		
Distributive Share of State Motor Fuel Tax	$55,993,000	
Total appropriable revenue		**55,993,000**
Total appropriable for charges and expenditures		**$55,993,000**

FILED DATE: 4/19/2024 3:27 PM 2021CH04583

0314 - Sewer Fund

Estimates at January 1, 2016		
Current Assets		$233,091,000
Current Liabilities		233,091,000
Prior Year Available Resources		**$0**
Estimated Revenue for 2016		
Miscellaneous and Other	$1,500,000	
Sewer Rates	363,405,000	
Total appropriable revenue		**364,905,000**
Total appropriable for charges and expenditures		**$364,905,000**

0346 - Library Fund

Estimates at January 1, 2016		
Current Assets		$20,508,000
Current Liabilities		16,308,000
Prior Year Available Resources		**$4,200,000**
Estimated Revenue for 2016		
Interest	$10,000	
Other Revenue	1,600,000	
Proceeds of Debt	77,145,000	
Corporate Fund Subsidy	18,264,000	
Fine Receipts	1,520,000	
Rental of Facilities	165,000	
Total appropriable revenue		**98,704,000**
Total appropriable for charges and expenditures (exclusive of liabilities at January 1, 2016)		**$102,904,000**

0353 - Emergency Communication Fund

Estimates at January 1, 2016		
Current Assets		$27,341,000
Current Liabilities		26,913,000
Prior Year Available Resources		**$428,000**
Estimated Revenue for 2016		
Telephone Surcharge	$96,077,000	
Total appropriable revenue		**96,077,000**
Total appropriable for charges and expenditures (exclusive of liabilities at January 1, 2016)		**$96,505,000**

FILED DATE: 4/19/2024 3:27 PM 2021CH04583

0200 - Water Fund
003 - OFFICE OF INSPECTOR GENERAL

(003/1005/2005)

	Appropriations	Amount
0000 Personnel Services		
0005	Salaries and Wages - on Payroll	$987,052
0015	Schedule Salary Adjustments	4,350
0000 Personnel Services - Total*		**$991,402**
0100 Contractual Services		
0130	Postage	$683
0138	For Professional Services for Information Technology Maintenance	17,597
0140	For Professional and Technical Services and Other Third Party Benefit Agreements	40,442
0149	For Software Maintenance and Licensing	13,457
0154	For the Rental and Maintenance of Data Processing, Office Automation and Data Communications Hardware	10,031
0157	Rental of Equipment and Services	21,334
0159	Lease Purchase Agreements for Equipment and Machinery	2,437
0162	Repair/Maintenance of Equipment	1,332
0166	Dues, Subscriptions and Memberships	2,725
0169	Technical Meeting Costs	7,854
0181	Mobile Communication Services	4,501
0189	Telephone - Non-Centrex Billings	14,062
0100 Contractual Services - Total*		**$136,455**
0200 Travel		
0245	Reimbursement to Travelers	$558
0270	Local Transportation	1,615
0200 Travel - Total*		**$2,173**
0300 Commodities and Materials		
0320	Gasoline	$1,132
0340	Material and Supplies	1,608
0348	Books and Related Material	1,082
0350	Stationery and Office Supplies	4,498
0300 Commodities and Materials - Total*		**$8,320**
0700	**Contingencies**	**16,780**
Appropriation Total*		**$1,155,130**

FILED DATE: 4/19/2024 3:27 PM 2021CH04583

Positions and Salaries

	Position	No	Rate
3010 - Operations			
1721	Senior Information Analyst - IG	1	$64,524
1288	Forensic Audit Investigator	1	68,652
0601	Director of Information Systems	1	134,340
	Schedule Salary Adjustments		183
Section Position Total		**3**	**$267,699**
3015 - Legal			
1368	Compliance Officer	1	$68,652
1264	Attorney - IG	1	74,160
1215	Chief Assistant Inspector General	1	109,008
	Schedule Salary Adjustments		1,518
Section Position Total		**3**	**$253,338**
3020 - Investigations			
1222	Investigator III - IG	1	$90,288
1222	Investigator III - IG	1	75,036
1222	Investigator III - IG	1	66,768
	Schedule Salary Adjustments		680
Section Position Total		**3**	**$232,772**
3027 - Audit and Program Review			
9659	Deputy Inspector General	1	$126,564
1125	Performance Analyst	1	64,212
1125	Performance Analyst	1	61,224
	Schedule Salary Adjustments		1,969
Section Position Total		**3**	**$253,969**
Position Total		**12**	**$1,007,778**
	Turnover		**(16,376)**
Position Net Total		**12**	**$991,402**

FILED DATE: 4/19/2024 3:27 PM 2021CH04583

(099/1005/2005)

	Appropriations	Amount
0000 Personnel Services		
0003	Scheduled Wage Adjustments	$123,826
0029	For Health Maintenance Organization Premiums (HMO) Provided to Eligible Employees and Their Families	6,474,396
0042	For the Costs of Claims and Administration for Hospital and Medical Care Provided to Eligible Employees, Provided However, That All Payments to the Independent Utilization Reviewer Shall Be Subject to the Approval of the Chairman of the Committee on the Budget and Government Operations	13,688,995
0045	For the Cost of Claims and Administration or Premiums for Term Life Insurance	156,505
0049	Claims and Costs of Administration Pursuant to the Workers' Compensation Act	11,500,000
0051	Claims Under Unemployment Insurance Act	483,710
0052	Costs of Claims and Administration for Hospital and Medical Care to Eligible Annuitants and Their Eligible Dependents	1,618,773
0056	For the Cost of Claims and Administration or Premiums for a Co-Insured Dental Plan for Employees	656,525
0070	Tuition Reimbursement and Educational Programs	40,000
0000 Personnel Services - Total*		**$34,742,730**
0100 Contractual Services		
0121	Investigation Costs. To Be Expended at the Direction of the Chairman of the Committee on Finance	$602,550
0138	For Professional Services for Information Technology Maintenance	1,756,035
0140	For Professional and Technical Services and Other Third Party Benefit Agreements	2,348,143
0142	Accounting and Auditing	442,500
0149	For Software Maintenance and Licensing	1,256
0172	For the Cost of Insurance Premiums and Expenses	1,000,000
0100 Contractual Services - Total*		**$6,150,484**
0900 Financial Purposes as Specified		
0902	Interest on First Lien Bonds	$154,675,000
0905	For Payment to Metropolitan Sanitary District for Wastewater Services	13,000,000
0908	For Redemption of Water Revenue Bonds	63,745,000
0931	For the Payment of Tort and Non-Tort Judgments, Outside Counsel Expenses and Expert Costs, as Approved by the Corporation Counsel	8,650,000
0934	Claims for Damages and Liabilities Against the City When Ordered Paid by the City Council	15,000
0958	For Payment of Water Pipe Extension Certificates	222,000
0900 Financial Purposes as Specified - Total		**$240,307,000**
9000 Purposes as Specified		
9027	For the City Contribution to Social Security Tax	$33,400
9076	City's Contribution to Medicare Tax	1,532,314
9097	For Capital Construction	138,301,808
9000 Purposes as Specified - Total		**$139,867,522**
9600 Reimbursements		
9611	To Reimburse the Corporate Fund for Indirect Costs Chargeable to Fund	$83,110,000
9612	Adjustment for Indirect Pension Payment	5,297,000
9600 Reimbursements - Total		**$88,407,000**

FILED DATE: 4/19/2024 3:27 PM 2021CH04583

	Appropriations	Amount
9700 Reimbursable Transfers Between Funds		
9765	Transfer for Contractual Services	$625,000
9773	Transfer for Services provided by the Department of Police	1,470,301
9774	Transfer for Services provided by the Office of Emergency Management and Communication	325,000
9700 Reimbursable Transfers Between Funds - Total		**$2,420,301**
9900 Pension Purposes as Specified		
9980	Municipal Fund Pension Allocation	$18,488,622
9981	Laborers' Fund Pension Allocation	4,195,811
9900 Pension Purposes as Specified - Total		**$22,684,433**
Appropriation Total*		**$534,579,470**
Fund Total		**$784,136,000**

Fund Position Total	**1,658**	**$145,844,480**
Turnover		**(8,416,871)**
Fund Position Net Total	**1,658**	**$137,427,609**

003 - OFFICE OF INSPECTOR GENERAL

FILED DATE: 4/19/2024 3:27 PM 2021CH04583

(003/1005/2005)

	Appropriations	Amount
0000 Personnel Services		
0005	Salaries and Wages - on Payroll	$644,757
0015	Schedule Salary Adjustments	1,980
0000 Personnel Services - Total*		**$646,737**
0100 Contractual Services		
0130	Postage	$519
0138	For Professional Services for Information Technology Maintenance	11,612
0140	For Professional and Technical Services and Other Third Party Benefit Agreements	34,911
0149	For Software Maintenance and Licensing	13,432
0154	For the Rental and Maintenance of Data Processing, Office Automation and Data Communications Hardware	9,599
0157	Rental of Equipment and Services	9,359
0159	Lease Purchase Agreements for Equipment and Machinery	1,917
0162	Repair/Maintenance of Equipment	1,254
0166	Dues, Subscriptions and Memberships	1,611
0169	Technical Meeting Costs	11,530
0181	Mobile Communication Services	4,061
0189	Telephone - Non-Centrex Billings	19,856
0100 Contractual Services - Total*		**$119,661**
0200 Travel		
0245	Reimbursement to Travelers	$558
0270	Local Transportation	1,615
0200 Travel - Total*		**$2,173**
0300 Commodities and Materials		
0320	Gasoline	$180
0340	Material and Supplies	1,291
0348	Books and Related Material	1,082
0350	Stationery and Office Supplies	8,759
0300 Commodities and Materials - Total*		**$11,312**
0700	**Contingencies**	**30,024**
Appropriation Total*		**$809,907**

FILED DATE: 4/19/2024 3:27 PM 2021CH04583

Positions and Salaries

	Position	No	Rate
3015 - Legal			
1262	Assistant Inspector General	1	$104,748
1202	Associate General Counsel - IG	1	120,408
Section Position Total		**2**	**$225,156**
3020 - Investigations			
1260	Chief Investigator - IG	2	$93,996
1222	Investigator III - IG	1	90,288
Section Position Total		**3**	**$278,280**
3027 - Audit and Program Review			
1127	Chief Performance Analyst	1	$93,996
1125	Performance Analyst	1	66,768
	Schedule Salary Adjustments		1,980
Section Position Total		**2**	**$162,744**
Position Total		**7**	**$666,180**
	Turnover		**(19,443)**
Position Net Total		**7**	**$646,737**

FILED DATE: 4/19/2024 3:27 PM 2021CH04583

0314 - Sewer Fund
099 - FINANCE GENERAL

(099/1005/2005)

	Appropriations	Amount
0000 Personnel Services		
0003	Scheduled Wage Adjustments	$35,866
0029	For Health Maintenance Organization Premiums (HMO) Provided to Eligible Employees and Their Families	2,081,022
0042	For the Costs of Claims and Administration for Hospital and Medical Care Provided to Eligible Employees, Provided However, That All Payments to the Independent Utilization Reviewer Shall Be Subject to the Approval of the Chairman of the Committee on the Budget and Government Operations	4,335,325
0045	For the Cost of Claims and Administration or Premiums for Term Life Insurance	51,760
0049	Claims and Costs of Administration Pursuant to the Workers' Compensation Act	5,500,000
0051	Claims Under Unemployment Insurance Act	174,278
0052	Costs of Claims and Administration for Hospital and Medical Care to Eligible Annuitants and Their Eligible Dependents	512,668
0056	For the Cost of Claims and Administration or Premiums for a Co-Insured Dental Plan for Employees	215,647
0070	Tuition Reimbursement and Educational Programs	25,000
0000 Personnel Services - Total*		**$12,931,566**
0100 Contractual Services		
0121	Investigation Costs. To Be Expended at the Direction of the Chairman of the Committee on Finance	$103,000
0138	For Professional Services for Information Technology Maintenance	689,502
0140	For Professional and Technical Services and Other Third Party Benefit Agreements	356,025
0142	Accounting and Auditing	150,000
0149	For Software Maintenance and Licensing	492
0100 Contractual Services - Total*		**$1,299,019**
0900 Financial Purposes as Specified		
0903	Interest on Wastewater Transmission Revenue Bonds	$92,943,000
0910	For Redemption of Wastewater Transmission Revenue Bonds	48,482,000
0931	For the Payment of Tort and Non-Tort Judgments, Outside Counsel Expenses and Expert Costs, as Approved by the Corporation Counsel	350,000
0934	Claims for Damages and Liabilities Against the City When Ordered Paid by the City Council	25,000
0953	Claims Against Sewer Fund	500,000
0900 Financial Purposes as Specified - Total		**$142,300,000**
9000 Purposes as Specified		
9027	For the City Contribution to Social Security Tax	$11,753
9076	City's Contribution to Medicare Tax	539,203
9097	For Capital Construction	58,713,388
9000 Purposes as Specified - Total		**$59,264,344**
9100 Purposes as Specified		
9148	To Provide for Senior Citizens - Rebate of Sewer Services When Senior Occupies Multi-Family Residency or Condominium	350,000
9100 Purposes as Specified - Total		**$350,000**
9600 Reimbursements		
9611	To Reimburse the Corporate Fund for Indirect Costs Chargeable to Fund	$44,767,000
9612	Adjustment for Indirect Pension Payment	3,600,000
9600 Reimbursements - Total		**$48,367,000**

FILED DATE: 4/19/2024 3:27 PM 2021CH04583

	Appropriations	Amount
9700 Reimbursable Transfers Between Funds		
9710	Transfer to Water Fund for Cost Allocable to Sewer Fund	$7,500,000
9774	Transfer for Services provided by the Office of Emergency Management and Communication	120,000
9700 Reimbursable Transfers Between Funds - Total		**$7,620,000**
9900 Pension Purposes as Specified		
9980	Municipal Fund Pension Allocation	$5,445,460
9981	Laborers' Fund Pension Allocation	3,335,127
9900 Pension Purposes as Specified - Total		**$8,780,587**
Appropriation Total*		**$280,912,516**
Fund Total		**$364,905,000**

Fund Position Total	**651**	**$56,912,532**
Turnover		**(4,068,172)**
Fund Position Net Total	**651**	**$52,844,360**

FILED DATE: 4/19/2024 3:27 PM 2021CH04583

0549 - City Colleges Bond Redemption and Interest Fund

Estimates at January 1, 2016		
Current Assets		$71,503,000
Current Liabilities		69,507,000
Prior Year Available Resources		**$1,996,000**
Estimated Revenue for 2016		
Property Tax Levy (Net Abatement)	$34,636,000	
Total appropriable revenue		**34,636,000**
Total appropriable for charges and expenditures (exclusive of liabilities at January 1, 2016)		**$36,632,000**

0610 - Chicago Midway Airport Fund

Estimates at January 1, 2016		
Current Assets		$53,630,000
Current Liabilities		53,630,000
Prior Year Available Resources		**$0**
Estimated Revenue for 2016		
Total From Rates and Charges	$258,812,000	
Total appropriable revenue		**258,812,000**
Total appropriable for charges and expenditures		**$258,812,000**

0681 - Municipal Employees' Annuity and Benefit Fund

Estimates at January 1, 2016		
Current Assets		$119,173,000
Current Liabilities		119,173,000
Prior Year Available Resources		**$0**
Estimated Revenue for 2016		
Property Tax Levy (Net Abatement)	$119,406,000	
Library Property Tax Levy	5,300,000	
Corporate Fund Pension Allocation	106,161,000	
Water Fund Pension Allocation	18,489,000	
Sewer Fund Pension Allocation	5,446,000	
Midway Fund Pension Allocation	2,579,000	
O'Hare Fund Pension Allocation	16,775,000	
Library Pension Residual Allocation after Property Tax Levy	3,558,000	
Total appropriable revenue		**277,714,000**
Total appropriable for charges and expenditures		**$277,714,000**

FILED DATE: 4/19/2024 3:27 PM 2021CH04583

0682 - Laborers' and Retirement Board Annuity and Benefit Fund

Estimates at January 1, 2016		
Current Assets		$10,568,000
Current Liabilities		10,568,000
Prior Year Available Resources		**$0**
Estimated Revenue for 2016		
Property Tax Levy (Net Abatement)	$11,070,000	
Corporate Fund Pension Allocation	7,799,000	
Water Fund Pension Allocation	4,196,000	
Sewer Fund Pension Allocation	3,335,000	
Midway Fund Pension Allocation	435,000	
O'Hare Fund Pension Allocation	1,701,000	
Total appropriable revenue		**28,536,000**
Total appropriable for charges and expenditures		**$28,536,000**

0683 - Policemen's Annuity and Benefit Fund

Estimates at January 1, 2016		
Current Assets		$132,150,000
Current Liabilities		132,150,000
Prior Year Available Resources		**$0**
Estimated Revenue for 2016		
Property Tax Levy (Net Abatement)	$455,355,000	
Midway Fund Pension Allocation	2,082,000	
O'Hare Fund Pension Allocation	6,563,000	
Total appropriable revenue		**464,000,000**
Total appropriable for charges and expenditures		**$464,000,000**

0684 - Firemen's Annuity and Benefit Fund

Estimates at January 1, 2016		
Current Assets		$78,830,000
Current Liabilities		78,830,000
Prior Year Available Resources		**$0**
Estimated Revenue for 2016		
Property Tax Levy (Net Abatement)	$194,825,000	
Midway Fund Pension Allocation	2,881,000	
O'Hare Fund Pension Allocation	10,294,000	
Total appropriable revenue		**208,000,000**
Total appropriable for charges and expenditures		**$208,000,000**

EXHIBIT 2.X

2019

Row Labels	Sum of "MR_TBA"	Sum of "MR_TBA"2	First Allocation	CPS Adjustment CPS Share 40%	CPS Adjustment COC Share 60%	Second Allocation	Budgeting Adjustment Method	Budgeting Adjustment Corp Adjust	Third Allocation	Levy Adjustment	Water - Sewer	Final FG Allocation	
FABF	**497,414,250**	**16%**	248,544,000			248,544,000			248,544,000			248,544,000	
0100 - Corporate Fund	464,750,064	93%	232,223,000			232,223,000		468,000	232,691,000	(223,116,000)		9,575,000	
0610 - Chicago Midway Airport	6,706,932	1%	3,351,000			3,351,000			3,351,000			3,351,000	
0740 - Chicago O'Hare Airport I	25,020,078	5%	12,502,000			12,502,000			12,502,000			12,502,000	
Grants	937,176	0%	468,000			468,000	Moved to C	(468,000)	-			-	
LABF	**206,309,565**	**7%**	60,000,000			60,000,000			60,000,000			60,000,000	
0100 - Corporate Fund	36,962,808	18%	10,750,000			10,750,000		27,376,000	38,126,000	(11,070,000)		27,056,000	
0200 - Water Fund	33,429,666	16%	9,722,000			9,722,000			9,722,000			9,722,000	
0300 - Vehicle Tax Fund	37,725,072	18%	10,971,000			10,971,000	Moved to C	(10,971,000)	-			-	
0310 - Motor Fuel Tax Fund	3,052,850	1%	888,000			888,000	Moved to C	(888,000)	-			-	
0314 - Sewer Fund	25,338,915	12%	7,369,000			7,369,000			7,369,000			7,369,000	
0353 - Emergency Communicat	177,715	0%	52,000			52,000	Moved to C	(52,000)	-			-	
0610 - Chicago Midway Airport	3,039,699	1%	884,000			884,000			884,000			884,000	
0740 - Chicago O'Hare Airport I	13,408,081	6%	3,899,000			3,899,000			3,899,000			3,899,000	
0B32 - Garbage Collection Func	53,174,759	26%	15,465,000			15,465,000	Moved to C	(15,465,000)	-			-	
MEABF	**1,108,014,887**	**37%**	421,000,000	168,351,000	252,649,000	421,000,000			421,000,000			421,000,000	
0100 - Corporate Fund	482,367,543	44%	183,280,000	168,351,000	109,989,000	278,340,000		41,650,000	319,990,000	(119,406,000)	(119,313,000)	81,271,000	
0200 - Water Fund	133,114,284	12%	50,578,000		30,353,000	30,353,000			30,353,000			30,353,000	172,162,000
0300 - Vehicle Tax Fund	54,716,905	5%	20,790,000		12,477,000	12,477,000	Moved to C	(12,477,000)	-			-	7.21%
0310 - Motor Fuel Tax Fund	23,024,442	2%	8,749,000		5,250,000	5,250,000	Moved to C	(5,250,000)	-			-	12,412,430.37
0314 - Sewer Fund	37,140,328	3%	14,112,000		8,469,000	8,469,000			8,469,000			8,469,000	
0346 - Library Fund	58,152,033	5%	22,095,000		13,260,000	13,260,000			13,260,000	(5,300,000)	(4,819,000)	3,141,000	12,412,430.37
0353 - Emergency Communicat	56,891,591	5%	21,616,000		12,972,000	12,972,000			12,972,000			12,972,000	
0355 - Special Events and Muni	7,216,306	1%	2,742,000		1,645,000	1,645,000	Moved to C	(1,645,000)	-			-	0.031496437
0610 - Chicago Midway Airport	27,555,442	2%	10,470,000		6,283,000	6,283,000			6,283,000			6,283,000	
0740 - Chicago O'Hare Airport I	130,133,269	12%	49,445,000		29,673,000	29,673,000			29,673,000			29,673,000	
0934 - Affordable Housing / Ne	1,242,900	0%	472,000		283,000	283,000	Moved to C	(283,000)	-			-	
0B21 - Tax Increment Financing	6,047,388	1%	2,298,000		1,379,000	1,379,000	Moved to C	(1,379,000)	-			-	
0B32 - Garbage Collection Func	7,886,600	1%	2,997,000		1,798,000	1,798,000	Moved to C	(1,798,000)	-			-	
Grants	82,172,444	7%	31,222,000		18,737,000	18,737,000	Moved to C	(18,737,000)	-			-	
0B82 - Neighborhood Opportui	353,412	0%	134,000		81,000	81,000	Moved to C	(81,000)	-			-	
PABF	**1,204,011,192**	**40%**	579,000,000			579,000,000			579,000,000			579,000,000	
0100 - Corporate Fund	1,170,332,484	97%	562,804,000			562,804,000		2,690,000	565,494,000	(546,622,000)		18,872,000	
0610 - Chicago Midway Airport	7,041,534	1%	3,386,000			3,386,000			3,386,000			3,386,000	
0740 - Chicago O'Hare Airport I	21,044,148	2%	10,120,000			10,120,000			10,120,000			10,120,000	
Grants	5,593,026	0%	2,690,000			2,690,000	Moved to C	(2,690,000)	-			-	
Grand Total	**3,015,749,894**	**100%**	1,305,854,000	168,351,000	252,568,000	1,305,854,000		81,000	1,308,544,000	(905,514,000)	(124,132,000)	857,898,000	

	MEABF
Water-Sewer	124,132,000
Property Tax	124,706,000
Corp	81,271,000
Other	90,891,000
	421,000,000
Check	421,000,000
	-

2020

Row Labels	Sum of Total Budg	Sum of Total	First Allocation Budgeted Amc	CPS Adjustment CPS Share 39.81%	CPS Adjustment COC Share 60.19%	Second Allocation	Budgeting Adjustment Budgeting Method	Budgeting Adjustment Rolled into Corporate	Third Allocation	y Adjustme Levy	Water/Sewer Ta evy Availabi Adjustment st -Refundi	Final FG Budget Allocation	Rounded for CBS	
FABF	**491,364,372**	**15.48%**	**371,258,000**			371,258,000			371,258,000					
0100 - Corporate Fur	459,413,316	93.50%	347,116,882			347,116,882		718,534	347,835,416	223,116,000	29,817,000	94,902,416	94,902,000	0100 - Corporate Fund
0610 - Chicago Midw	6,642,732	1.35%	5,019,020			5,019,020			5,019,020			5,019,020	5,019,000	0610 - Chicago Midway Airport Fund
0740 - Chicago O'Har	24,357,336	4.96%	18,403,564			18,403,564			18,403,564			18,403,564	18,404,000	0740 - Chicago O'Hare Airport Fund
Grants	950,988	0.19%	718,534			718,534	Rolled	(718,534)	-			-	-	Grants
LABF	**201,476,669**	**6.35%**	**72,000,000**			72,000,000			72,000,000				-	LABF
0100 - Corporate Fur	35,845,195	17.79%	12,809,692			12,809,692		33,461,667	46,271,359	11,070,000		35,201,359	35,202,000	0100 - Corporate Fund
0200 - Water Fund	31,797,393	15.78%	11,363,163			11,363,163			11,363,163			11,363,163	11,363,000	0200 - Water Fund
0300 - Vehicle Tax Fu	23,331,376	11.58%	8,337,735			8,337,735	Rolled	(8,337,735)	-			-	-	0300 - Vehicle Tax Fund
0310 - Motor Fuel Ta	19,327,352	9.59%	6,906,851			6,906,851	Rolled	(6,906,851)	-			-	-	0310 - Motor Fuel Tax Fund
0314 - Sewer Fund	22,830,920	11.33%	8,158,891			8,158,891			8,158,891			8,158,891	8,159,000	0314 - Sewer Fund
0353 - Emergency Cc	181,875	0.09%	64,995			64,995	Rolled	(64,995)	-			-	-	0353 - Emergency Communication Fund
0610 - Chicago Midw	3,272,322	1.62%	1,169,402			1,169,402			1,169,402			1,169,402	1,169,000	0610 - Chicago Midway Airport Fund
0740 - Chicago O'Har	14,095,489	7.00%	5,037,185			5,037,185			5,037,185			5,037,185	5,037,000	0740 - Chicago O'Hare Airport Fund
0B32 - Garbage Colle	50,794,747	25.21%	18,152,086			18,152,086	Rolled	(18,152,086)	-			-	-	0B32 - Garbage Collection Fund
MEABF	**1,238,727,982**	**39.03%**	**499,000,000**	198,636,851	300,363,149	499,000,000			499,000,000	124,706,000	191,034,000		-	MEABF
0100 - Corporate Fur	516,506,292	41.70%	208,065,567	198,636,851	125,240,940	323,877,790		59,455,278	383,333,068	119,406,000	182,656,068	81,271,000	81,271,000	0100 - Corporate Fund
0200 - Water Fund	136,154,361	10.99%	54,847,414		33,014,312	33,014,312			33,014,312			33,014,312	33,014,000	0200 - Water Fund ######## Amt Deposited to water-sewer escrow
0300 - Vehicle Tax Fu	50,431,448	4.07%	20,315,431		12,228,470	12,228,470	Rolled	(12,228,470)	-			-	-	0300 - Vehicle Tax Fund
0310 - Motor Fuel Ta	35,592,926	2.87%	14,337,991		8,630,469	8,630,469	Rolled	(8,630,469)	-			-	-	0310 - Motor Fuel Tax Fund
0314 - Sewer Fund	36,952,621	2.98%	14,885,720		8,960,164	8,960,164			8,960,164			8,960,164	8,960,000	0314 - Sewer Fund
0346 - Library Fund	69,362,679	5.60%	27,941,548		16,818,860	16,818,860			16,818,860	5,300,000	8,377,860	3,141,000	3,141,000	0346 - Library Fund
0353 - Emergency Cc	59,917,345	4.84%	24,136,659		14,528,583	14,528,583			14,528,583			14,528,583	14,529,000	0353 - Emergency Communication Fund
0355 - Special Event:	7,180,865	0.58%	2,892,686		1,741,195	1,741,195	Rolled	(1,741,195)	-			-	-	0355 - Special Events and Municipal Hotel Operators' Occupation Tax Fund
0610 - Chicago Midw	29,755,633	2.40%	11,986,539		7,215,059	7,215,059			7,215,059			7,215,059	7,215,000	0610 - Chicago Midway Airport Fund
0740 - Chicago O'Har	144,879,478	11.70%	58,362,175		35,129,953	35,129,953			35,129,953			35,129,953	35,130,000	0740 - Chicago O'Hare Airport Fund
0996 - Affordable Ho	884,887	0.07%	356,461		214,565	214,565	Rolled	(214,565)	-			-	-	0996 - Affordable Housing Fund
0B21 - Tax Incremen	7,166,330	0.58%	2,886,831		1,737,671	1,737,671	Rolled	(1,737,671)	-			-	-	0B21 - Tax Increment Financing Administration Fund
0B32 - Garbage Colle	15,195,433	1.23%	6,121,216		3,684,544	3,684,544	Rolled	(3,684,544)	-			-	-	0B32 - Garbage Collection Fund
0B41 - Neighborhooc	662,181	0.05%	266,748		160,564	160,564	Rolled	(160,564)	-			-	-	0B41 - Neighborhood Opportunity Fund
Grants	128,085,503	10.34%	51,597,015		31,057,799	31,057,799	Rolled	(31,057,799)	-			-	-	Grants
PABF	**1,242,016,128**	**39.14%**	**737,527,000**			737,527,000			737,527,000				-	PABF
0100 - Corporate Fur	1,207,472,970	97.22%	717,014,777			717,014,777		3,909,580	720,924,357	546,622,000	40,183,000	134,119,357	134,120,000	0100 - Corporate Fund
0610 - Chicago Midw	6,954,180	0.56%	4,129,492			4,129,492			4,129,492			4,129,492	4,129,000	0610 - Chicago Midway Airport Fund
0740 - Chicago O'Har	21,005,136	1.69%	12,473,151			12,473,151			12,473,151			12,473,151	12,473,000	0740 - Chicago O'Hare Airport Fund
Grants	6,583,842	0.53%	3,909,580			3,909,580	Rolled	(3,909,580)	-			-	-	Grants
Grand Total	**3,173,585,151**	**100.00%**							-					

Total Pension Levy		
MEABF	124,706,000	
LABF	11,070,000	
PABF	586,805,000	
FABF	252,933,000	
Total Pension L	**975,514,000**	39,020,560.00

2021

Row Labels	Sum of Total Budgeted Amount	Sum of Total Budgeted Amount2	First Allocation	CPS Adjustment		Second Allocation	Budgeting Adjustment		Third Allocation	Levy Adjustment	Water/Sewer Tax Adjustment	Levy Available Post -Refunding	Final FG Budget Allocation	Rounded for CBS
				CPS Share	COC Share		Budgeting Method	Rolled into Corporate		Levy				
				40.77%	59.23%									
FABF	537,887,241	17.03%	$ 368,401,000			$ 368,401,000			$368,401,000					
0100 - Corporate Fund	502,848,687	93.49%	$ 344,402,962			$ 344,402,962		$ 675,581	$345,078,543	$ 345,069,000			$ 9,543	$ 10,000
0610 - Chicago Midway Airport Fund	7,091,640	1.32%	$ 4,857,091			$ 4,857,091			$ 4,857,091				$ 4,857,091	$ 4,858,000
0740 - Chicago O'Hare Airport Fund	26,960,526	5.01%	$ 18,465,366			$ 18,465,366			$ 18,465,366				$ 18,465,366	$ 18,466,000
Grants	986,388	0.18%	$ 675,581			$ 675,581	Rolled into	$ (675,581)	$ -				$ -	$ -
LABF	197,498,930	6.25%	$ 84,000,000			$ 84,000,000			$ 84,000,000					
0100 - Corporate Fund	31,929,997	16.17%	$ 13,580,427			$ 13,580,427		$ 40,141,770	$ 53,722,197	$ 53,723,000			$ (803)	$ (1,000)
0200 - Water Fund	31,356,677	15.88%	$ 13,336,583			$ 13,336,583			$ 13,336,583				$ 13,336,583	$ 13,337,000
0300 - Vehicle Tax Fund	21,750,233	11.01%	$ 9,250,782			$ 9,250,782	Rolled into	$ (9,250,782)	$ -				$ -	$ -
0310 - Motor Fuel Tax Fund	21,881,954	11.08%	$ 9,306,806			$ 9,306,806	Rolled into	$ (9,306,806)	$ -				$ -	$ -
0314 - Sewer Fund	22,652,894	11.47%	$ 9,634,701			$ 9,634,701			$ 9,634,701				$ 9,634,701	$ 9,635,000
0353 - Emergency Communication Fund	184,704	0.09%	$ 78,558			$ 78,558	Rolled into	$ (78,558)	$ -				$ -	$ -
0610 - Chicago Midway Airport Fund	3,285,914	1.66%	$ 1,397,561			$ 1,397,561			$ 1,397,561				$ 1,397,561	$ 1,398,000
0740 - Chicago O'Hare Airport Fund	13,893,012	7.03%	$ 5,908,959			$ 5,908,959			$ 5,908,959				$ 5,908,959	$ 5,909,000
0B32 - Garbage Collection Fund	50,563,545	25.60%	$ 21,505,624			$ 21,505,624	Rolled into	$ (21,505,624)	$ -				$ -	$ -
MEABF	1,218,013,292	38.56%	$ 576,000,000	$ 234,814,855	$ 341,185,145	$ 341,185,145			$341,185,145					
0100 - Corporate Fund	474,022,117	38.92%	$ 224,165,648	$ 234,814,855	$132,781,231.35	$ 367,596,086		$ 75,727,898	$443,323,985	$ 159,971,000	$ 233,576,443		$ 49,776,542	$ 49,777,000
0200 - Water Fund	131,920,337	10.83%	$ 62,385,291		$ 36,953,011.60	$ 36,953,012			$ 36,953,012				$ 36,953,012	$ 36,954,000
0300 - Vehicle Tax Fund	49,910,651	4.10%	$ 23,602,809		$ 13,980,777.39	$ 13,980,777	Rolled into	$ (13,980,777)	$ -				$ -	$ -
0310 - Motor Fuel Tax Fund	43,217,299	3.55%	$ 20,437,514		$ 12,105,861.67	$ 12,105,862	Rolled into	$ (12,105,862)	$ -				$ -	$ -
0314 - Sewer Fund	36,778,509	3.02%	$ 17,392,603		$ 10,302,252.86	$ 10,302,253			$ 10,302,253				$ 10,302,253	$ 10,303,000
0346 - Library Fund	70,288,915	5.77%	$ 33,239,715		$ 19,689,057.43	$ 19,689,057			$ 19,689,057	$ 5,300,000	$ 9,697,557		$ 4,691,500	$ 4,692,000
0353 - Emergency Communication Fund	62,069,682	5.10%	$ 29,352,830		$ 17,386,717.86	$ 17,386,718			$ 17,386,718				$ 17,386,718	$ 17,387,000
0355 - Special Events and Municipal Hotel Operz	6,217,880	0.51%	$ 2,940,443		$ 1,741,728.36	$ 1,741,728	Rolled into	$ (1,741,728)	$ -				$ -	$ -
0610 - Chicago Midway Airport Fund	30,526,461	2.51%	$ 14,436,001		$ 8,550,953.50	$ 8,550,953			$ 8,550,953				$ 8,550,953	$ 8,551,000
0740 - Chicago O'Hare Airport Fund	142,062,597	11.66%	$ 67,181,579		$ 39,794,022.01	$ 39,794,022			$ 39,794,022				$ 39,794,022	$ 39,795,000
0996 - Affordable Housing	778,399	0.06%	$ 368,106		$ 218,042.10	$ 218,042	Rolled into	$ (218,042)	$ -				$ -	$ -
0B21 - Tax Increment Financing Administration F	6,832,341	0.56%	$ 3,231,023		$ 1,913,848.78	$ 1,913,849	Rolled into	$ (1,913,849)	$ -				$ -	$ -
0B32 - Garbage Collection Fund	10,621,848	0.87%	$ 5,023,085		$ 2,975,350.74	$ 2,975,351	Rolled into	$ (2,975,351)	$ -				$ -	$ -
0B41 - Neighborhood Opportunity Fund	473,963	0.04%	$ 224,138		$ 132,764.67	$ 132,765	Rolled into	$ (132,765)	$ -				$ -	$ -
Grants	152,292,293	12.50%	$ 72,019,215		$ 42,659,524.66	$ 42,659,525	Rolled into	$ (42,659,525)	$ -				$ -	$ -
PABF	1,205,375,166	38.16%	$ 786,793,000			$ 786,793,000			$786,793,000					
0100 - Corporate Fund	1,172,622,132	97.28%	$ 765,413,882			$ 765,413,882		$ 3,955,618	$769,369,500	$ 769,370,000			$ (500)	$ (1,000)
0610 - Chicago Midway Airport Fund	6,613,362	0.55%	$ 4,316,786			$ 4,316,786			$ 4,316,786				$ 4,316,786	$ 4,317,000
0740 - Chicago O'Hare Airport Fund	20,079,624	1.67%	$ 13,106,714			$ 13,106,714			$ 13,106,714				$ 13,106,714	$ 13,107,000
Grants	6,060,048	0.50%	$ 3,955,618			$ 3,955,618	Rolled into	$ (3,955,618)	$ -				$ -	$ -
Grand Total	3,158,774,629	100.00%												

2022

Row Labels		Sum of Total Bud	Sum of Total	Budgeted Amo	First Allocation	CPS Adjustment		Second Allocation	Budgeting Adjustment		Third Allocation	Levy Adjustment	Water/Sewer Tax Adjustment	Levy Available Post -Refunding	Final FG Budget Allocation	Rounded for CBS	
						CPS Share 42.45%	COC Share 57.55%		Budgeting Method	Rolled into Corporate		Levy					
FABF		557,508,957	16.45%	$ 399,860,000				$ 399,860,000			$ 399,860,000						
	0100 - Corporate Fund	520,933,089	93.44%	$ 373,626,831				$ 373,626,831		$ 755,515	$ 374,382,346	$ 352,290,000			22,092,346	22,091,000	
	0610 - Chicago Midway Airpo	7,604,844	1.36%	$ 5,454,393				$ 5,454,393			$ 5,454,393				5,454,393	5,455,000	
	0740 - Chicago O'Hare Airport	27,917,640	5.01%	$ 20,023,261				$ 20,023,261			$ 20,023,261				20,023,261	20,024,000	
	Grants	1,053,384	0.19%	$ 755,515				$ 755,515	Rolled into	$ (755,515)	$ -				-	-	
LABF		209,778,386	6.19%	$ 116,550,000				$ 116,550,000			$ 116,550,000						
	0100 - Corporate Fund	33,095,223	15.78%	$ 18,387,253				$ 18,387,253		$ 57,733,638	$ 76,120,891	$ 53,723,000			22,397,891	22,397,000	
	0200 - Water Fund	31,672,031	15.10%	$ 17,596,547				$ 17,596,547			$ 17,596,547				17,596,547	17,597,000	
	0300 - Vehicle Tax Fund	41,985,585	20.01%	$ 23,326,616				$ 23,326,616	Rolled into	$ (23,326,616)	$ -				-	-	
	0310 - Motor Fuel Tax Fund	13,152,712	6.27%	$ 7,307,467				$ 7,307,467	Rolled into	$ (7,307,467)	$ -				-	-	
	0314 - Sewer Fund	22,849,628	10.89%	$ 12,694,941				$ 12,694,941			$ 12,694,941				12,694,941	12,695,000	
	0353 - Emergency Communic	190,944	0.09%	$ 106,086				$ 106,086	Rolled into	$ (106,086)	$ -				-	-	
	0610 - Chicago Midway Airpo	3,950,124	1.88%	$ 2,194,635				$ 2,194,635			$ 2,194,635				2,194,635	2,195,000	
	0740 - Chicago O'Hare Airport	14,296,584	6.82%	$ 7,942,986				$ 7,942,986			$ 7,942,986				7,942,986	7,943,000	
	0832 - Garbage Collection Fur	48,585,555	23.16%	$ 26,993,469				$ 26,993,469	Rolled into	$ (26,993,469)	$ -				-	-	
MEABF		1,282,396,326	37.83%	$ 959,999,000	$ 407,490,640	$ 552,508,360		$ 552,508,360			$ 552,508,360						
	0100 - Corporate Fund	498,882,107	38.90%	$ 373,462,021	$ 407,490,640	$ 214,938,649.68		$ 622,429,290		$ 125,130,073	$ 747,559,363	$ 159,971,000	$ 302,904,799		284,683,563	284,684,000	
	0200 - Water Fund	138,623,801	10.81%	$ 103,773,465		$ 59,724,756.98		$ 59,724,757			$ 59,724,757				59,724,757	59,725,000	
	0300 - Vehicle Tax Fund	61,042,552	4.76%	$ 45,696,317		$ 26,299,607.69		$ 26,299,608	Rolled into	$ (26,299,608)	$ -				-	-	
	0310 - Motor Fuel Tax Fund	44,181,182	3.45%	$ 33,073,933		$ 19,035,045.49		$ 19,035,045	Rolled into	$ (19,035,045)	$ -				-	-	
	0314 - Sewer Fund	37,884,110	2.95%	$ 28,359,959		$ 16,322,011.42		$ 16,322,011			$ 16,322,011				16,322,011	16,323,000	
	0346 - Library Fund	72,451,861	5.65%	$ 54,237,300		$ 31,215,200.85		$ 31,215,201			$ 31,215,201	$ 8,428,000	$ 18,095,201		4,692,000	4,692,000	* reduce Library share to balance library fund (same number as 2021/keep flat for 2022)
	0353 - Emergency Communic	64,093,477	5.00%	$ 47,980,232		$ 27,614,069.95		$ 27,614,070			$ 27,614,070				27,614,070	27,615,000	
	0355 - Special Events and Mu	7,313,336	0.57%	$ 5,474,747		$ 3,150,881.83		$ 3,150,882	Rolled into	$ (3,150,882)	$ -				-	-	
	0610 - Chicago Midway Airpo	27,497,244	2.14%	$ 20,584,375		$ 11,846,928.19		$ 11,846,928			$ 11,846,928				11,846,928	11,847,000	
	0740 - Chicago O'Hare Airport	152,531,296	11.89%	$ 114,184,584		$ 65,716,670.00		$ 65,716,670			$ 65,716,670				65,716,670	65,717,000	
	0996 - Affordable Housing	407,124	0.03%	$ 304,772		$ 175,405.53		$ 175,406	Rolled into	$ (175,406)	$ -				-	-	
	0821 - Tax Increment Financi	7,723,427	0.60%	$ 5,781,740		$ 3,327,565.67		$ 3,327,566	Rolled into	$ (3,327,566)	$ -				-	-	
	0832 - Garbage Collection Fur	11,049,705	0.86%	$ 8,271,784		$ 4,760,661.16		$ 4,760,661	Rolled into	$ (4,760,661)	$ -				-	-	
	0841 - Neighborhood Opport	405,924	0.03%	$ 303,874		$ 174,888.53		$ 174,889	Rolled into	$ (174,889)	$ -				-	-	
	Grants	158,309,180	12.34%	$ 118,509,895		$ 68,206,016.82		$ 68,206,017	Rolled into	$ (68,206,017)	$ -				-	-	
PABF		1,340,385,834	39.54%	$ 799,447,000				$ 799,447,000			$ 799,447,000						
	0100 - Corporate Fund	1,301,875,380	97.13%	$ 776,478,190				$ 776,478,190		$ 4,499,904	$ 780,978,094	$ 780,977,000			1,094	-	adjust levy down 11k (2022)
	0610 - Chicago Midway Airpo	7,848,894	0.59%	$ 4,681,320				$ 4,681,320			$ 4,681,320				4,681,320	4,682,000	
	0740 - Chicago O'Hare Airport	23,116,836	1.72%	$ 13,787,586				$ 13,787,586			$ 13,787,586				13,787,586	13,788,000	
	Grants	7,544,724	0.56%	$ 4,499,904				$ 4,499,904	Rolled into	$ (4,499,904)	$ -				-	-	
Grand Total		3,390,069,503	100.00%														

9.2.21 Download Total 3,386,177,151

3,892,352

2023

Row Labels	Sum of Total Budgeted Amount	Sum of Total Budgeted Amount2	First Allocation	CPS Contribution + $277m extra payment in 2023	Second Allocation	Budgeting Adjustment		Third Allocation	Levy Adjustment	Water/Sewer Tax and Gaming Adjustment	Levy Available Post -Refunding	Final FG Budget Allocation	Rounded for CBS
						Budgeting Method	Rolled into Corporate		Levy				
FABF	545,230,344	15.51%	$ 429,101,178		467,821,178	$ 467,821,178		$ 467,821,000					
0100 - Corporate Fund	509,178,882	93.39%	$ 400,728,354		436,888,128	$ 436,888,128		$ 1,024,265	$ 437,912,394	352,289,000	11,233,000	74,390,394	74,389,000
0610 - Chicago Midway Airport Fund	7,496,430	1.37%	$ 5,899,758		6,432,123	$ 6,432,123			$ 6,432,123			6,432,123	6,433,000
0740 - Chicago O'Hare Airport Fund	27,361,284	5.02%	$ 21,533,576		23,476,661	$ 23,476,661			$ 23,476,661			23,476,661	23,477,000
Grants	1,193,748	0.22%	$ 939,490		1,024,265	$ 1,024,265	Rolled into	$ (1,024,265)	$ -			-	-
LABF	220,262,419	6.27%	$ 111,974,969		$ 124,074,969	$ 124,074,969			$ 124,075,000				
0100 - Corporate Fund	33,874,957	15.38%	$ 17,221,037		$ 19,081,940	$ 19,081,940		$ 57,558,516	$ 76,640,456	53,723,000		22,917,456	22,918,000
0200 - Water Fund	39,118,776	17.76%	$ 19,886,841		$ 22,035,810	$ 22,035,810			$ 22,035,810			22,035,810	22,036,000
0300 - Vehicle Tax Fund	41,279,061	18.74%	$ 20,985,067		$ 23,252,710	$ 23,252,710	Rolled into	$ (23,252,710)	$ -			-	-
0310 - Motor Fuel Tax Fund	13,460,371	6.11%	$ 6,842,859		$ 7,582,297	$ 7,582,297	Rolled into	$ (7,582,297)	$ -			-	-
0314 - Sewer Fund	25,912,118	11.76%	$ 13,172,963		$ 14,596,431	$ 14,596,431			$ 14,596,431			14,596,431	14,597,000
0353 - Emergency Communication Fund	197,184	0.09%	$ 100,243		$ 111,075	$ 111,075	Rolled into	$ (111,075)	$ -			-	-
0610 - Chicago Midway Airport Fund	4,004,398	1.82%	$ 2,035,719		$ 2,255,698	$ 2,255,698			$ 2,255,698			2,255,698	2,256,000
0740 - Chicago O'Hare Airport Fund	15,172,189	6.89%	$ 7,713,097		$ 8,546,573	$ 8,546,573			$ 8,546,573			8,546,573	8,547,000
0B32 - Garbage Collection Fund	47,243,365	21.45%	$ 24,017,144		$ 26,612,434	$ 26,612,434	Rolled into	$ (26,612,434)	$ -			-	-
MEABF	1,420,522,175	40.41%	$ 970,027,541	$ 445,166,462	$ 632,501,079	$ 1,077,667,541			$ 1,077,668,000				
0100 - Corporate Fund	538,069,419	37.88%	$ 369,702,481	$ 445,166,462	$ 239,580,553	$ 684,747,015		$ 159,164,220	$ 843,911,235	159,971,000	$ 247,092,781	436,847,454	436,848,000
0200 - Water Fund	157,474,913	11.09%	$ 108,199,544		$ 70,117,211	$ 70,117,211			$ 70,117,211			70,117,211	70,118,000
0300 - Vehicle Tax Fund	63,628,523	4.48%	$ 43,718,565		$ 28,331,208	$ 28,331,208	Rolled into	$ (28,331,208)	$ -			-	-
0310 - Motor Fuel Tax Fund	45,695,827	3.22%	$ 31,397,177		$ 20,346,504	$ 20,346,504	Rolled into	$ (20,346,504)	$ -			-	-
0314 - Sewer Fund	40,168,272	2.83%	$ 27,599,245		$ 17,885,307	$ 17,885,307			$ 17,885,307			17,885,307	17,886,000
0346 - Library Fund	72,546,940	5.11%	$ 49,846,326		$ 32,302,219	$ 32,302,219			$ 32,302,219	8,428,000	$ 19,182,219	4,692,000	4,692,000
0353 - Emergency Communication Fund	66,579,647	4.69%	$ 45,746,255		$ 29,645,224	$ 29,645,224			$ 29,645,224			29,645,224	29,646,000
0355 - Special Events and Municipal Hotel Operat	7,784,836	0.55%	$ 5,348,888		$ 3,466,273	$ 3,466,273	Rolled into	$ (3,466,273)	$ -			-	-
0610 - Chicago Midway Airport Fund	27,277,946	1.92%	$ 18,742,422		$ 12,145,766	$ 12,145,766			$ 12,145,766			12,145,766	12,146,000
0740 - Chicago O'Hare Airport Fund	160,941,135	11.33%	$ 110,581,153		$ 71,660,579	$ 71,660,579			$ 71,660,579			71,660,579	71,661,000
0996 - Affordable Housing	493,944	0.03%	$ 339,384		$ 219,933	$ 219,933	Rolled into	$ (219,933)	$ -			-	-
0B21 - Tax Increment Financing Administration Fu	8,620,627	0.61%	$ 5,923,152		$ 3,838,417	$ 3,838,417	Rolled into	$ (3,838,417)	$ -			-	-
0B32 - Garbage Collection Fund	12,972,402	0.91%	$ 8,913,216		$ 5,776,086	$ 5,776,086	Rolled into	$ (5,776,086)	$ -			-	-
Grants	217,833,632	15.33%	$ 149,671,457		$ 96,992,507	$ 96,992,507	Rolled into	$ (96,992,507)	$ -			-	-
0D43 Neighborhoods Opportunity Fund	434,112	0.03%	$ 298,274		$ 193,293	$ 193,293	Rolled into	$ (193,293)	$ -			-	-
PABF	1,329,014,028	37.81%	$ 851,100,156		940,640,156	$ 940,640,156			$ 940,640,000				
0100 - Corporate Fund	1,292,647,542	97.26%	$ 827,811,070		914,900,942	$ 914,900,942		$ 5,572,773	$ 920,473,715	780,977,000	28,767,000	110,729,715	110,730,000
0610 - Chicago Midway Airport Fund	6,783,840	0.51%	$ 4,344,369		4,801,418	$ 4,801,418			$ 4,801,418			4,801,418	4,802,000
0740 - Chicago O'Hare Airport Fund	21,708,972	1.63%	$ 13,902,419		15,365,023	$ 15,365,023			$ 15,365,023			15,365,023	15,366,000
Grants	7,873,674	0.59%	$ 5,042,298		5,572,773	$ 5,572,773	Rolled into	$ (5,572,773)	$ -			-	-
Grand Total	3,515,028,966	100.00%											

2024

		Proportion	First Allocation	CPS Adjustment		Second Allocation	Budgeting Adjustment		Third Allocation	Levy Adjustment	Water/Sewer Tax and Gaming Adjustment	Added Revenue	Budget Allocation	Final Balancing Adjustments	Rounded for CBS	Advance Payments by Fund
				CPS Share	CDC Share		Budgeting Method	Rolled into Corporate		Levy						
				48.06%	51.94%											
FABF	**544,152,990**	15.13%	444,882,000			473,156,000			473,156,000							
0100 - Corporate Fund	508,704,324	93.49%	415,900,310		442,364,310	442,364,310		976,353	443,340,662	352,289,000		10,030,000	81,021,662	(2,000)	81,020,000	$ 26,464,000
0610 - Chicago Midway Airport Fund	7,159,512	1.32%	5,853,387		6,242,387	6,242,387			6,242,387				6,242,387		6,243,000	$ 389,000
0740 - Chicago O'Hare Airport Fund	27,094,938	4.98%	22,151,951		23,572,951	23,572,951			23,572,951				23,572,951		23,573,000	$ 1,421,000
Grants	1,194,216	0.22%	976,353		976,353	976,353	Rolled into	(976,353)	-						-	
LABF	**222,054,748**	6.18%	127,350,000			147,693,000			147,693,000							
0100 - Corporate Fund	35,982,106	16.20%	20,635,811		33,206,811	33,206,811		58,515,129	91,721,940	53,723,000			37,998,940	(2,000)	37,997,000	$ 12,571,000
0200 - Water Fund	39,141,684	17.63%	22,447,836		26,057,836	26,057,836			26,057,836				26,057,836		26,058,000	$ 3,610,000
0300 - Vehicle Tax Fund	40,367,414	18.18%	23,150,795		23,150,795	23,150,795	Rolled into	(23,150,795)	-				-		-	
0310 - Motor Fuel Tax Fund	14,924,963	6.72%	8,559,497		8,559,497	8,559,497	Rolled into	(8,559,497)	-				-		-	
0314 - Sewer Fund	25,932,206	11.68%	14,872,173		17,264,173	17,264,173			17,264,173				17,264,173		17,265,000	$ 2,392,000
0353 - Emergency Communication Fund	197,184	0.09%	113,085		113,085	113,085	Rolled into	(113,085)	-				-		-	
0610 - Chicago Midway Airport Fund	4,045,023	1.82%	2,319,829		2,689,829	2,689,829			2,689,829				2,689,829		2,690,000	$ 370,000
0740 - Chicago O'Hare Airport Fund	14,924,483	6.72%	8,559,222		9,959,222	9,959,222			9,959,222				9,959,222		9,960,000	$ 1,400,000
0832 - Garbage Collection Fund	46,541,686	20.96%	26,691,752		26,691,752	26,691,752	Rolled into	(26,691,752)	-				-		-	
MEABF	**1,490,144,984**	41.48%	942,767,000	453,107,683	667,694,317	1,120,802,000			1,120,802,000							
0100 - Corporate Fund	569,067,130	38.19%	360,006,764	453,107,683	186,973,043	640,080,726		155,283,024	795,363,749	159,971,000	200,316,175	43,500,000	391,576,574	(3,000)	391,574,000	$ 142,301,000
0200 - Water Fund	161,469,770	10.84%	102,150,004		195,353,606	195,353,606			195,353,606				195,353,606		195,354,000	$ 12,448,000
0300 - Vehicle Tax Fund	71,149,911	4.77%	45,011,296		35,825,058	35,825,058	Rolled into	(35,825,058)	-				-		-	
0310 - Motor Fuel Tax Fund	45,910,755	3.08%	29,044,346		15,084,466	15,084,466	Rolled into	(15,084,466)	-				-		-	
0314 - Sewer Fund	40,701,011	2.73%	25,748,525		13,372,749	13,372,749			13,372,749				13,372,749		13,373,000	$ 3,179,000
0346 - Library Fund	78,828,149	5.29%	49,868,751		29,078,825	29,078,825			29,078,825	8,428,000	15,958,825		4,692,000		4,692,000	-
0353 - Emergency Communication Fund	66,748,488	4.48%	42,226,841		21,930,924	21,930,924			21,930,924				21,930,924		21,931,000	$ 5,268,000
0355 - Special Events and Municipal Hotel Operators' Occupa	8,424,280	0.57%	5,329,420		8,035,887	8,035,887		(8,035,887)	-				-		-	
0610 - Chicago Midway Airport Fund	28,704,944	1.93%	18,159,499		9,431,314	9,431,314			9,431,314				9,431,314		9,432,000	$ 2,159,000
0740 - Chicago O'Hare Airport Fund	164,693,612	11.05%	104,189,490		56,270,833	56,270,833			56,270,833				56,270,833		56,271,000	$ 12,730,000
0821 - Tax Increment Financing Administration Fund	9,421,392	0.63%	5,960,219		15,825,498	15,825,498	Rolled into	(15,825,498)	-				-		-	
0832 - Garbage Collection Fund	13,440,080	0.90%	8,502,546		4,415,881	4,415,881	Rolled into	(4,415,881)	-				-		-	
Grants	**187,573,328**	**12.59%**	**118,663,798**		61,629,207	61,629,207	Rolled into	(61,629,207)	-				-		-	
CDBG	**39,827,218**	**2.67%**	**25,195,741**		13,085,655	13,085,655	Rolled into	(13,085,655)	-				-		-	
0996 - Affordable Housing	524,588	0.04%	331,868		172,359	172,359	Rolled into	(172,359)	-				-		-	
0889 - Opioid Settlement Fund	2,514,726	0.17%	1,590,882		826,240	826,240	Rolled into	(826,240)	-				-		-	
0890 - Vaping Settlement Fund	655,896	0.04%	414,937		215,502	215,502	Rolled into	(215,502)	-				-		-	
0892 - Construction and Demolition Debris Mgmt	76,956	0.01%	48,684		25,285	25,285	Rolled into	(25,285)	-				-		-	
0D43 - Neighborhoods Opportunity Fund	432,150	0.03%	273,389		141,987	141,987	Rolled into	(141,987)	-				-		-	
PABF	**1,136,401,642**	97.20%	929,066,000			1,008,930,000			1,008,930,000							
0100 - Corporate Fund	1,293,844,278	96.82%	899,480,134		977,650,134	977,650,134		10,608,979	988,259,113	780,977,000		24,970,000	182,312,113	(2,000)	182,311,000	$ 78,170,000
0610 - Chicago Midway Airport Fund	6,437,274	0.48%	4,475,191		4,886,191	4,886,191			4,886,191				4,886,191		4,887,000	$ 411,000
0740 - Chicago O'Hare Airport Fund	20,859,756	1.56%	14,501,696		15,784,696	15,784,696			15,784,696				15,784,696		15,785,000	$ 1,283,000
Grants	15,260,334	1.14%	10,608,979		10,608,979	10,608,979	Rolled into	(10,608,979)	-				-		-	
Grand Total	**3,592,775,765**		2,444,015,000		2,297,473,317	2,750,581,000			2,750,581,000							Grand Total - Required
									Totals:	$ 1,355,388,000	$ 216,275,000	$ 78,500,000			$ 1,100,416,000	$ 2,750,579,000

EXHIBIT 2.W

City of Chicago
Department of Water Management
Sewer Fund

Annual Comprehensive Financial Report
For the Years Ended December 31, 2020 and 2019



Lori E. Lightfoot, Mayor
Jennie Huang Bennett, Chief Financial Officer
Reshma Soni, City Comptroller
Andrea Cheng, Commissioner

Sewer Fund

An Enterprise Fund of
The City of Chicago

Annual Comprehensive Financial Report
For the Year Ended December 31, 2020 and 2019

Prepared By:
The Department of Water Management
Bureau of Administrative Support

2020 ANNUAL COMPREHENSIVE FINANCIAL REPORT
OF THE CHICAGO SEWER FUND

TABLE OF CONTENTS

PART I – INTRODUCTORY SECTION

Letter of Transmittal 1
Certificate of Achievement for Excellence in Financial Reporting 5
Organization Chart / List of Principal Officials 6

PART II – FINANCIAL SECTION
Independent Auditors' Report and Financial Statements

Independent Auditors' Report 7
Management's Discussion and Analysis 9

BASIC FINANCIAL STATEMENTS

Statement of Net Position 18
State of Revenues, Expenses and Changes in Net Position 19
Statements of Cash Flows 20
Notes to the Financial Statements 22

REQUIRED SUPPLEMENTARY INFORMATION

Schedule of Changes in the Net Pension Liability and Related Ratios 47
Schedule of Contributions 49

PART III – STATISTICAL DATA
(Unaudited)

Net Position by Component, Years Ended December 31, 2020 52
Changes in Net Position, Years Ended December 31, 2020 53
Historical Financial Operations, Ten Years Ended December 31, 2020 54
Five Largest Customers, Year Ended December 31, 2020 55
Customers by Component 56
Recent Sewer Service Rates 57
Sewer System Accounts, Ten Years Ended December 31, 2020 58
Revenue Bond Coverage, Ten Years Ended December 31, 2020 59
Long-Term Debt, Ten Years Ended December 31, 2020 60
Capital Improvement Program, 2021–2025 61
Full-Time Equivalent Sewer Fund Employees by Function, Ten Years Ended December 31, 2020 62
Operating Indicators by Function 63
Capital Asset Statistics by Function 64
Population of Service Area, Last Five Census Periods 65
Principal Employers (Nongovernment), Current Year and Nine Years Ago 66
Population and Income Statistics 67

PART I

INTRODUCTORY SECTION

DEPARTMENT OF WATER MANAGEMENT

CITY OF CHICAGO

June 30, 2021

To the Honorable Mayor Lori E. Lightfoot,
Members of the City Council and Citizens of the City of Chicago:

I am pleased to submit to you the Annual Comprehensive Financial Report (ACFR) for the City of Chicago Department of Water Management, Sewer Fund, for the year ended December 31, 2020. Responsibility for both the accuracy of the data and completeness and fairness of the presentation, including all disclosures, rests with management. The purpose of the ACFR is to provide complete and accurate information, which complies with the requirements of the Municipal Code of the City of Chicago.

The AFCR is presented in four sections: introductory, financial, required supplemental information and statistical. The financial section includes management's discussion and analysis (MD & A). This letter of transmittal is designed to complement the MD&A and should be read in conjunction with it.

REPORTING ENTITY

The Department of Water Management, Sewer Fund, has been accounted for as a separate enterprise fund of the City of Chicago (City) which operates and maintains the City's Sewer system. Effective January 1, 2003 the Sewer Department merged with the Water Department to form the Department of Water Management. The Sewer system collects and transports sanitary and industrial waste and storm water to the interceptor sewers of the Metropolitan Water Reclamation District of Greater Chicago. The system provides sewage and drainage collection and conveyance through over 4,400 miles of sewers and a service area of roughly 230 square miles inhabited by approximately 2.7 million people.

ECONOMIC CONDITION AND OUTLOOK

The Sewer Fund's primary source of revenue is a sewer service charge which is set by City ordinance. The sewer service charge is billed through the water usage charge on customer billings. The sewer service charge covers the costs of operations, maintenance and debt service. Because of its rate structure, sewer fund revenue is largely dependent upon water usage. As of June 1, 2020, the sewer service charge is set at 100 percent of the water service charge and the metered water rate is set at $30.46 per 1,000 per cubic feet. There are no large industrial or commercial users that account for more than five percent of sewer system revenues.

1000 EAST OHIO STREET, CHICAGO, ILLINOIS 60611

It is not expected that there will be a significant change in the population base of the City that would lead to a significant change in revenues.

MAJOR INITIATIVES

The Department of Water Management's, Sewer Division's Five-Year Capital Improvement Program (CIP) for the years 2021 – 2025 is forecasted to be approximately $1.1 billion. The Sewer Fund's five-year CIP addresses the aggressive efforts to increase the renewal and replacement of the Sewer System's infrastructure and continues to focus on two major areas: sewer replacement and sewer lining.

The Department of Water Management, Sewer Fund, will continue infrastructure renewal by replacing 22 miles of new sewers and lining 42 miles of existing sewers and lining approximately 5,000 structures in 2021. The Chicago Department of Water Management estimates spending $119.8 million on new sewers, $47.1 million in lining existing sewers and $10 million in lining catch basins and manholes structures to prevent failures leading to cave-ins in the street.

The Department of Water Management plans to begin the preliminary design of the Regional Sewer Improvements – Area 4 in 2021. Area 4 is the sewer system generally south of 87th Street to the southern City-limits. This project will consist of a regional combined sewer tunnel to provide relief to the local sewer system during rain events.

The Department of Water Management may revise the list of specific improvements and revise cost allocations among improvements, as well as make substitutions to meet current needs and to provide for the efficient operation of the Sewer System.

A master plan for large trunk sewer improvements to provide regional solutions to the sewer system was completed in 2013. The plan continued to be reviewed and refined throughout 2016. A request for proposals was issued in 2016 to start Phase I design of the regional solutions and the selection process was completed. Contract negotiation are ongoing. In 2017, the Department of Water Management completed development of the Full Pipe Model which includes essentially all sewer mains in the City. The Full Pipe Model provides the ability to identify hydraulic deficiencies of small and large sized sewers, develop CIP candidates to improve local and trunk sewers, quantify the impact of green infrastructure, and support other system operation and management activities.

In all, the 5-year CIP is reevaluated annually updated to ensure that areas of the City with the greatest need are given priority.

Utility Billing Relief - During the summer of 2020, the City launched the Utility Billing Relief Program (UBR) to provide low-income City of Chicago residents with a reduced rate on their water, sewer, and water-sewer tax as well as debt relief for those who demonstrate they can manage the reduced rate bills for one year. The program allows a 50% reduced rate on water, sewer, and water-sewer tax; no late payment penalties or debt collection activity including water shut-off and debt forgiveness after successfully completing one year with no past due balance for those who meet the eligibility requirements. The UBR Program is part of a series of reforms pursued by Mayor Lightfoot and the City Council to address regressive fines, fees and billing practices that have disproportionately created hardships for vulnerable residents. In addition, to address the financial impact of the COVID-19 pandemic, the City offered deferrals on utility bills during the months of April-July with payments deferred to August 1. This provided much needed relief for residents without impacting the revenues for the Sewer Fund during 2020.

PROPRIETARY OPERATIONS

The Department of Water Management, Sewer Fund, is responsible for implementing and maintaining an internal control structure to ensure the integrity of the Sewer Fund's operations and to allow for the preparation of financial statements in conformity with accounting principles generally accepted in the United States of America.

The internal control structure is designed to provide that the assets, resources and operations of the Department of Water Management, Sewer Fund, are handled in a manner that protects against waste, theft or neglect that may hinder the financial operations of the Sewer Fund. The objective of these controls is to provide reasonable, rather than absolute assurance, that the financial statements are free of any material misstatement. This objective is being met by adequate supervision of employees, segregation of duties and multiple approval and budgetary controls over all expenditures.

The Sewer Fund's budget is developed and implemented along with the City's annual budget based upon an analysis of its historical operations and maintenance costs. The Commissioner of the Department of Water Management recommends the final proposed budget to the Budget Director. After approval by the Budget Director, the proposed budget is recommended to the Mayor for submission to the City Council for its approval following public hearings.

The budget process is designed to ensure that the Department of Water Management, Sewer Fund, will have adequate funding to meet its operational objectives. The Department of Water Management, Sewer Fund, cannot by law exceed the level of funding as established by the City Council-approved budget. The Budget Director uses an allotment system to manage each department's expenditures against its respective annual appropriation.

The Budget Director, through the allotment system, has the authority to institute economic measures for the Department of Water Management, Sewer Fund, to ensure that its expenditures do not exceed its revenue collections. The Sewer Fund uses encumbrances to control expenditures by preventing appropriated dollars from being used for any purpose other than that for which they have been legally appropriated.

DEBT ADMINISTRATION

The Department of Water Management, Sewer Fund, issues bonds to finance its capital improvement program. The City has covenanted to establish, maintain and collect at all times fees, charges and rates sufficient to produce net revenues available for bonds equal to at least 115 percent of current annual debt service requirements on the outstanding senior lien bonds and equal to at least 100 percent of the maximum annual senior and second lien debt service requirement. The City conducts an annual review of the sewer service charge to ensure that sufficient revenue is being generated to comply with the rate covenant. The ordinances authorizing the issuance of revenue bonds provide for the creation of separate accounts into which net revenues, as defined, or bond proceeds are to be credited, as appropriate. Any net revenues remaining after providing sufficient funds for all required deposits into bond accounts may be transferred to the Sewer Rate Stabilization Account to be used for any lawful purpose of the Sewer Fund.

The Department of Water Management, Sewer Fund, has entered into continuing disclosure undertakings with respect to bonds issued after July 3, 1995. The Sewer Fund has provided

certain annual financial information disclosure for its revenue bonds in the statistical section of this report.

LONG TERM FINANCIAL PLANNING

The Department of Water Management, Sewer Fund's, capital activities are funded through the Sewer Fund revenue bonds and Sewer Fund revenue. The Department of Water Management, Sewer Fund, has realized savings through advance refunding as interest rates have changed.

INDEPENDENT AUDIT

City ordinances require the Department of Water Management's, Sewer Fund, financial statements to be audited by independent certified public accountants. The audit was conducted by Deloitte & Touche LLP and a consortium of Chicago-based of minority and women-owned certified public accounting firms. An unmodified audit opinion rendered by Deloitte & Touche, LLP, is included in the financial section of this report.

AWARD

The Government Finance Officers Association of the United States and Canada (GFOA) awarded the Certificate of Achievement for Excellence in Financial Reporting to Chicago Department of Water Management - Sewer Fund, an Enterprise Fund of the City of Chicago, for its CAFR, now referred to as ACFR for the fiscal year ended December 31, 2019.

This was the twenty fifth year that the government has achieved this prestigious award, which is the highest form of recognition for excellence in state and local government financial reporting. In order to be awarded a Certificate of Achievement, a government unit must publish an easily readable and efficiently organized ACFR. This report must satisfy both generally accepted accounting principles and applicable legal requirements.

The Certificate of Achievement is valid for a period of one year only. I believe our current report continues to meet the Certificate of Achievement Program's requirements and we are submitting it to the GFOA to determine its eligibility for another certificate.

ACKNOWLEDGMENTS

This report could not have been prepared without the dedication and effective assistance of the entire staff of the Department of Water Management and the Department of Finance. I wish to express my appreciation to them, and particularly those who contributed directly to the preparation of this report.

Respectfully submitted,

Andrea R. H. Cheng

ANDREA R. H. CHENG, PH.D., P.E.
Commissioner

Government Finance Officers Association

Certificate of Achievement for Excellence in Financial Reporting

Presented to

Sewer Fund, an Enterprise Fund of the City of Chicago, Illinois

For its Comprehensive Annual
Financial Report
For the Fiscal Year Ended

December 31, 2019

Christopher P. Morrill

Executive Director/CEO

CITY OF CHICAGO
DEPARTMENT OF WATER MANAGEMENT
As of 12/31/20

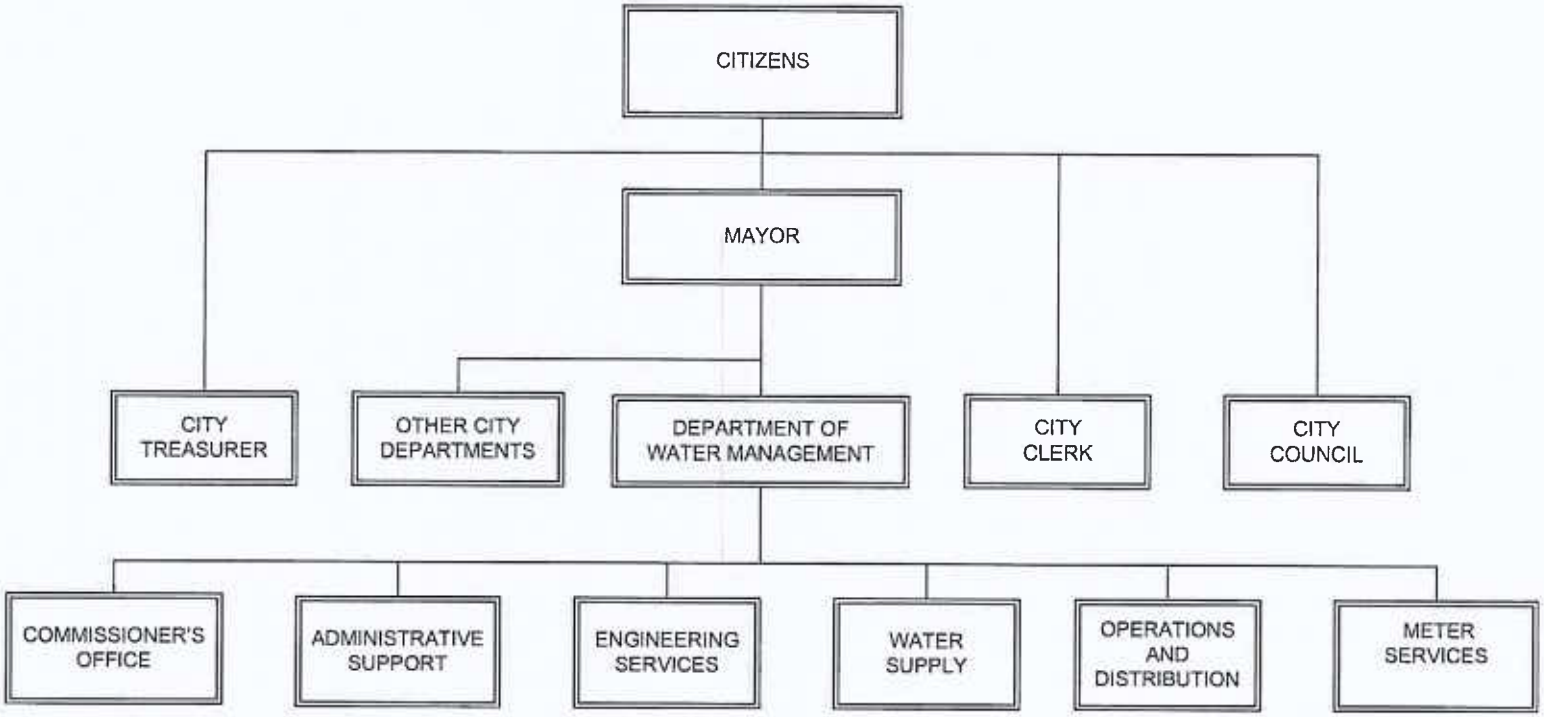

List of Principal Officials

Lori Lightfoot	Mayor
Randy Conner	Commissioner

PART II

FINANCIAL SECTION

Deloitte.

Deloitte & Touche LLP
111 South Wacker Drive
Chicago, IL 60606-4301
USA

Tel:+1 312 486 1000
Fax:+1 312 486 1486
www.deloitte.com

INDEPENDENT AUDITORS' REPORT

To the Honorable Lori Lightfoot, Mayor
And Members of the City Council
City of Chicago, Illinois

Report on the Financial Statements

We have audited the accompanying financial statements of the Sewer Fund ("Sewer Fund"), an enterprise fund of the City of Chicago, Illinois (the "City"), as of and for the years ended December 31, 2020 and 2019, and the related notes to the financial statements, which collectively comprise the Sewer Fund's basic financial statements as listed in the table of contents.

Management's Responsibility for the Financial Statements

Management is responsible for the preparation and fair presentation of these financial statements in accordance with accounting principles generally accepted in the United States of America; this includes the design, implementation, and maintenance of internal control relevant to the preparation and fair presentation of financial statements that are free from material misstatement, whether due to fraud or error.

Auditors' Responsibility

Our responsibility is to express an opinion on these financial statements based on our audits. We conducted our audits in accordance with auditing standards generally accepted in the United States of America. Those standards require that we plan and perform the audit to obtain reasonable assurance about whether the financial statements are free from material misstatement.

An audit involves performing procedures to obtain audit evidence about the amounts and disclosures in the financial statements. The procedures selected depend on the auditor's judgment, including the assessment of the risks of material misstatement of the financial statements, whether due to fraud or error. In making those risk assessments, the auditor considers internal control relevant to the entity's preparation and fair presentation of the financial statements in order to design audit procedures that are appropriate in the circumstances, but not for the purpose of expressing an opinion on the effectiveness of the entity's internal control. Accordingly, we express no such opinion. An audit also includes evaluating the appropriateness of accounting policies used and the reasonableness of significant accounting estimates made by management, as well as evaluating the overall presentation of the financial statements.

We believe that the audit evidence we have obtained is sufficient and appropriate to provide a basis for our audit opinion.

Opinion

In our opinion, the financial statements referred to above present fairly, in all material respects, the financial position of the Sewer Fund, as of December 31, 2020 and 2019, and the changes in its financial position, and its cash flows for the years then ended in accordance with accounting principles generally accepted in the United States of America.

Emphasis of Matter

As discussed in Note 1 to the basic financial statements, the basic financial statements referred to above present only the Sewer Fund, an enterprise fund of the City, and do not purport to, and do not, present the financial position of the City as of December 31, 2020 and 2019, changes in its financial position, or, where applicable, its cash flows, thereof, in conformity with accounting principles generally accepted in the United States of America. Our opinion is not modified with respect to this matter.

Other Matters

Required Supplementary Information

Accounting principles generally accepted in the United States of America require that Management's Discussion and Analysis, the Schedule of Changes in the Net Pension Liability and Related Ratios, and the Schedule of Contributions, as listed in the table of contents, be presented to supplement the basic financial statements. Such information, although not a part of the basic financial statements, is required by the Governmental Accounting Standards Board who considers it to be an essential part of financial reporting for placing the basic financial statements in an appropriate operational, economic, or historical context. We have applied certain limited procedures to the required supplementary information in accordance with auditing standards generally accepted in the United States of America, which consisted of inquiries of management about the methods of preparing the information and comparing the information for consistency with management's responses to our inquiries, the basic financial statements, and other knowledge we obtained during our audit of the basic financial statements. We do not express an opinion or provide any assurance on the information because the limited procedures do not provide us with sufficient evidence to express an opinion or provide any assurance.

Other Information

Our audit was conducted for the purpose of forming an opinion on the financial statements that collectively comprise the Sewer Fund's basic financial statements. The introductory section and statistical section are presented for purposes of additional analysis and are not a required part of the basic financial statements.

The introductory section and statistical section have not been subjected to the auditing procedures applied in the audit of the basic financial statements, and accordingly, we do not express an opinion or provide any assurance on them.

Deloitte & Touche LLP

June 30, 2021

CITY OF CHICAGO, ILLINOIS
SEWER FUND

MANAGEMENT'S DISCUSSION AND ANALYSIS

The following discussion and analysis of the City of Chicago, Illinois (the "City"), Sewer Fund (the "Sewer Fund") financial performance provides an introduction and overview of the Sewer Fund's basic financial activities for the fiscal years ended December 31, 2020 and 2019. Please read this discussion in conjunction with the Sewer Fund's basic financial statements and the notes to basic financial statements following this section.

On March 11, 2020, the World Health Organization characterized the outbreak of a strain of the novel coronavirus ("COVID-19") as a pandemic in the face of the global spread of the virus. The COVID-19 pandemic has dramatically altered the behavior of businesses and people in a manner that is having negative effects on global and local economies.

The Sewer Fund provides an essential service and continued to operate throughout this pandemic. As such, the Sewer Fund did not experience a decline in revenues or business interruption.

FINANCIAL HIGHLIGHTS

2020

- Operating gross revenues for 2020 decreased by $17.6 million (4.7%). This decrease is primarily due to decrease in pumpage and penalty relief from the Utility Billing Relief program as compared to prior-year gross operating revenues. There was a rate increase of 2.45% during 2020.
- Operating expenses before depreciation and amortization decreased by $17.9 million (13.0%) as compared to 2019 primarily due to a decrease in pension expense due to changes in assumptions and reduction in the allocation of pension costs to the Sewer Fund compared to the Governmental and certain Enterprise Funds.
- The Sewer Fund's total net position for 2020 increased by $96.3 million, or 14.2% compared to 2019 due to an excess of revenues over expenses
- The Sewer Fund's total assets and deferred outflows were greater than total liabilities by $773.7 million (net position) at December 31, 2020. Net position comprises $931.0 million of net investment in capital assets, $205.7 million of restricted for capital projects, and ($363.0) million of unrestricted.
- Depreciable capital asset additions, net, for 2020 were $300.4 million, primarily due to the completion of sewer construction and rehabilitation projects.

2019

- Operating gross revenues for 2019 decreased by $7.4 million (33.5%). This decrease is primarily due to decrease in pumpage and increase in bad debt expense as compared to prior-year gross operating revenues. There was a rate increase of 0.82% during 2019.

- Operating expenses before depreciation and amortization decreased by $18.4 million (11.8%) as compared to 2018 primarily due to a decrease in pension expense due to changes in assumptions and reduction in the allocation of pension costs to the Sewer Fund compared to the Governmental and certain Enterprise Funds.

- The Sewer Fund's total net position for 2019 increased by $92.4 million, or 15.8% compared to 2018.

- The Sewer Fund's total assets and deferred outflows were greater than total liabilities by $677.4 million (net position) at December 31, 2019. Net position comprises $862.1 million of net investment in capital assets, $139.6 million of restricted for capital projects, and ($324.3) million of unrestricted.

- Depreciable capital asset additions, net, for 2019 were $130.8 million, primarily due to the completion of sewer construction and rehabilitation projects.

OVERVIEW OF THE BASIC FINANCIAL STATEMENTS

This discussion and analysis is intended to serve as an introduction to the Sewer Fund's basic financial statements. The Sewer Fund's basic financial statements comprise the basic financial statements and the notes to basic financial statements. In addition to the basic financial statements, this report also presents statistical data after the notes to basic financial statements.

The statements of net position present all of the Sewer Fund's assets, deferred outflows, liabilities, and deferred inflows using the accrual basis of accounting. The difference between assets, deferred outflows, liabilities and deferred inflows is reported as net position. The increase or decrease in net position may serve as an indicator, over time, whether the Sewer Fund's financial position is improving or deteriorating. However, the consideration of other nonfinancial factors may be necessary in the assessment of overall financial position and health of the Sewer Fund.

The statements of revenues, expenses, and changes in net position present all current fiscal year revenues and expenses, regardless of when cash is received or paid, and the ensuing change in net position.

The statements of cash flows report how cash and cash equivalents were provided and used by the Sewer Fund's operating, capital and related financing, and investing activities. These statements are prepared on a cash basis and present the cash received and disbursed, the net increase or decrease in cash and cash equivalents for the year, and the cash and cash equivalents balance at year-end.

The notes to basic financial statements are an integral part of the basic financial statements; accordingly, such disclosures are essential for a full understanding of the information provided in the basic financial statements.

The required supplementary information section presents the schedule of changes in the net pension liability and related ratios and the schedule of contributions.

In addition to the basic financial statements, this report includes statistical data. The statistical data section presents unaudited debt-service coverage calculations and includes certain unaudited information related to the Sewer Fund's historical financial and nonfinancial operating results and capital activities.

FINANCIAL ANALYSIS

At December 31, 2020, the Sewer Fund's financial position continues to be strong with total assets and deferred outflows of $3,604.9 million, total liabilities and deferred inflows of $2,831.2 million, and net position of $773.7 million. A comparative condensed summary of the Sewer Fund's net position at December 31, 2020, 2019, and 2018, is as follows:

(In thousands)	Net Position 2020	2019	2018
Current assets	$ 548,532	$ 577,848	491,064
Restricted and other assets—noncurrent	43,684	55,212	157,648
Utility plant—net	2,994,162	2,889,843	2,735,369
Total assets	3,586,378	3,522,903	3,384,081
Deferred outflows	18,511	22,259	75,820
Total assets and deferred outflows	$ 3,604,889	$ 3,545,162	$ 3,459,901
Current liabilities	$ 284,190	$ 319,181	$ 254,076
Pension liability	426,455	460,173	453,667
Long-term liabilities	2,038,330	1,997,305	2,005,573
Total liabilities	2,748,975	2,776,659	2,713,316
Deferred inflows	82,204	91,092	161,529
Total liabilities and deferred inflows	$ 2,831,179	$ 2,867,751	$ 2,874,845
Net position:			
Net invested in capital assets	$ 931,047	$ 862,065	$ 827,773
Restricted for capital projects	205,696	139,618	115,576
Unrestricted	(363,033)	(324,272)	(358,293)
Total net position	$ 773,710	$ 677,411	$ 585,056

2020

Current assets decreased by $29.3 million (5.1%) due to a decrease in cash and cash equivalents and accounts receivable, which was offset by an increase in investments and due from other funds as more liquid assets were moved to investments to achieve better investment returns. Noncurrent restricted investments and other assets decreased by $11.5 million (20.9%) and utility plant—net increased by $104.3 million (3.6%) due primarily to capital activities for sewer construction and rehabilitation projects funded by the restricted investments. During 2020, the Sewer Fund lined an additional 30.7 miles of sewers.

Current liabilities decreased by $35.0 million (11.0%), which was primarily due to a decrease in unearned revenue, accounts payable, accrued liabilities offset by due to other funds and current portion of long-term debt. Long term debt increased by $41.0 million (2.1%) due to the issuance of Illinois Environmental Protection Agency (IEPA) loans. Net pension liability in the amount of $426.5 million decreased $33.7 million (7.3%) compared to 2019 primarily as a result of changes in assumptions and reduction in the allocation of pension costs to the Sewer Fund compared to the Governmental and certain Enterprise Funds.

Deferred outflows decreased by $3.7 million (16.8%) and deferred inflows decreased by $8.9 million (9.8%) compared with 2019 due to the difference between 2020 projected and actual earnings on pension plan investments.

As of December 31, 2020, total net position was $773.7 million, an increase of $96.3 million (14.2%) from 2019.

2019

Current assets increased by $86.8 million (17.7%) due to an increase in investments and due from other funds, which were offset by a decrease in cash and cash equivalents and accounts receivable. Noncurrent restricted investments and other assets decreased by $102.4 million (65.0%) and utility plant—net increased by $154.5 million (5.7%) due primarily to capital activities for sewer construction and rehabilitation projects funded by the restricted investments. During 2019, the Sewer Fund lined an additional 64.6 miles of sewers.

Current liabilities increased by $65.1 million (25.6%), which was primarily due to an increase in accounts payable, due to other funds, accrued liabilities, and current portion of long term debt, with unearned revenue remaining fairly consistent. Long-term liabilities decreased by $8.3 million (0.4%). Net pension liability in the amount of $460.2 million increased $6.5 million (1.4%) compared to 2018 primarily as a result of changes in assumptions and reduction in the allocation of pension costs to the Sewer Fund compared to the Governmental and certain Enterprise Funds.

Deferred outflows decreased by $53.6 million (70.6%) and deferred inflows decreased by $70.4 million (43.6%) compared with 2018 due to the difference between 2019 projected and actual earnings on pension plan investments.

As of December 31, 2019, total net position was $677.4 million, an increase of $92.4 million (15.8%) from 2018.

A summary of revenues, expenses, and changes in net position for the years ended December 31, 2020, 2019, and 2018, is as follows:

(In thousands)	Revenues, Expenses, and Changes in Net Position 2020	2019	2018
Revenues:			
Operating revenues:			
Sewer service—net	$333,475	$350,053	$368,211
Other operating revenues	484	1,023	1,492
Total operating revenues	333,959	351,076	369,703
Operating expenses:			
Repairs	47,398	41,614	43,654
General Fund reimbursements	54,467	53,688	51,188
Pension expense (Note 6)	(23,853)	3,266	18,938
Maintenance	24,405	22,958	24,909
Engineering	4,776	3,515	3,664
Administrative and general	12,320	12,367	13,472
Depreciation and amortization	53,140	52,933	48,504
Total operating expenses	172,653	190,341	204,329
Operating income	161,306	160,735	165,374
Nonoperating revenues	12,128	11,737	7,446
Nonoperating expenses	(80,466)	(80,112)	(77,739)
Total nonoperating expenses/revenues	(68,338)	(68,375)	(70,293)
Income before capital grants	92,968	92,360	95,081
Capital grants	3,331	(5)	2,274
Change in net position	96,299	92,355	97,355
Net position beginning of year	677,411	585,056	487,701
Net position end of year	$773,710	$677,411	$585,056

2020

Net sewer service revenues for the years ended 2020 and 2019 were $333.5 million and $350.1 million, respectively. Other revenue, which consists primarily of inspection fees and house drain fees, for the years ended 2020 and 2019 was $484 thousand and $1.0 million, respectively. The decrease in 2020 net sewer service revenue of $17.6 million is primarily due to decrease in pumpage and penalty relief from the Utility Billing Relief program. There was a rate increase of 2.45% during 2020.

Pension expense decreased to negative $23.9 million in 2020 from $3.3 million in 2019 associated with a decrease in the pension expense due to changes in assumptions and reduction in the allocation of pension costs to the Sewer Fund compared to the Governmental and certain Enterprise Funds.

Nonoperating revenues increased $3.7 million compared to 2019 primarily as a result of proceeds from community development block grant.

2019

Net sewer service revenues for the years ended 2019 and 2018 were $350.1 million and $368.2 million, respectively. Other revenue, which consists primarily of inspection fees and house drain fees, for the years ended 2019 and 2018 was $1.0 million and $1.5 million, respectively. The decrease in 2019 net sewer service revenue of $18.6 million is primarily due to decrease in pumpage and increase in bad debt expense compared to prior year. There was a rate increase of 0.82% during 2019.

Pension expense decreased to $3.3 million from $18.9 million in 2018 associated with a decrease in the pension expense due to changes in assumptions and reduction in the allocation of pension costs to the Sewer Fund compared to the Governmental and certain Enterprise Funds.

Nonoperating revenues increased by $4.3 million compared to 2018 primarily as a result of an increase in investment income during 2019.

A comparative summary of the Sewer Fund's operating expenses, as classified in the basic financial statements, for the years ended December 31, 2020, 2019, and 2018, is as follows:

	Operating Expenses		
(In thousands)	**2020**	**2019**	**2018**
Repairs	$ 47,398	$ 41,614	$ 43,654
Pension	(23,853)	3,266	18,938
General Fund reimbursements	54,467	53,688	51,188
Maintenance	24,405	22,958	24,909
Engineering	4,776	3,515	3,664
Administrative and general	12,320	12,367	13,472
Operating expenses before depreciation and amortization	119,513	137,408	155,825
Depreciation and amortization	53,140	52,933	48,504
Total operating expenses	$ 172,653	$ 190,341	$ 204,329

2020

Overall, operating expenses before depreciation and amortization for 2020 decreased by $17.9 million (13.0%) in 2020 primarily due to reduction in pension expense as discussed above. Depreciation and amortization slightly increased due to an increase in utility plant.

2019

Overall, operating expenses before depreciation and amortization for 2019 decreased by $18.4 million (11.8%) in 2019 primarily due to reduction in pension expense as discussed above. Depreciation and amortization slightly increased due to an increase in utility plant.

A comparative summary of the Sewer Fund's cash flows for the years ended December 31, 2020, 2019, and 2018, is as follows:

(In thousands of dollars)	Cash Flows 2020	2019	2018
Cash from activities:			
Operating	$ 210,506	$ 203,191	$ 219,847
Capital and related financing	(257,940)	(233,675)	(289,955)
Noncapital financing activities	-	-	4,931
Investing	40,065	(80,551)	148,822
Net change in cash and cash equivalents	(7,369)	(111,035)	83,645
Cash and cash equivalents:			
Beginning of year	135,608	246,643	162,998
End of year	$ 128,239	$ 135,608	$ 246,643

2020

As of December 31, 2020, the Sewer Fund's unrestricted and restricted cash and cash equivalents of $128.2 million represented a decrease of $7.4 million from December 31, 2020, as compared to the decrease of $111.0 million from December 31, 2018 to December 31, 2019, primarily due to investment related activities in 2020. Total unrestricted cash and cash equivalents at December 31, 2020 and 2019, was $4.8 million and $11.8 million, respectively.

2019

As of December 31, 2019, the Sewer Fund's unrestricted and restricted cash and cash equivalents of $135.6 million represented a decrease of $111.0 million from December 31, 2018, as compared to the increase of $83.6 million from December 31, 2017 to December 31, 2018, primarily due to investment related activities in 2019. Total unrestricted cash and cash equivalents at December 31, 2019 and 2018, was $11.8 million and $73.1 million, respectively.

UTILITY PLANT AND DEBT ADMINISTRATION

2020

At the end of 2020 and 2019, the Sewer Fund had net utility plant of $2,994.2 million and $2,889.8 million, respectively. During 2020, the Sewer Fund had capital additions being depreciated of $300.4 million, and completed projects totaling $169.6 million were transferred from construction in progress to applicable facilities and structures capital accounts.

2019

At the end of 2019 and 2018, the Sewer Fund had net utility plant of $2,889.8 million and $2,735.4 million, respectively. During 2019, the Sewer Fund had capital additions being depreciated of $130.8 million, and completed projects totaling $19.5 million were transferred from construction in progress to applicable facilities and structures capital accounts.

The Sewer Fund's net utility plant at December 31, 2020, 2019, and 2018, is summarized as follows:

(In thousands)	Net Utility Plant at Year-End 2020	2019	2018
Utility plant not depreciated:			
Land and land rights	$ 560	$ 560	$ 560
Construction in progress	72,682	196,790	91,925
Total utility plant not depreciated	73,242	197,350	92,485
Utility plant being depreciated:			
Facilities and structures	3,645,972	3,367,515	3,270,584
Furniture and equipment	33,757	33,810	33,473
Total utility plant being depreciated	3,679,729	3,401,325	3,304,057
Less accumulated depreciation:			
Facilities and structures	(731,358)	(683,150)	(636,620)
Furniture and equipment	(27,451)	(25,682)	(24,553)
Total accumulated depreciation	(758,809)	(708,832)	(661,173)
Utility plant being depreciated—net	2,920,920	2,692,493	2,642,884
Utility plant—net	$ 2,994,162	$ 2,889,843	$ 2,735,369

The Sewer Fund's capital activities are funded through Sewer Fund revenue bonds, Illinois Environmental Protection Agency Loans, and Sewer Fund revenues. Additional information on the Sewer Fund's capital assets is presented in Note 5 of the notes to basic financial statements.

The Sewer Fund's outstanding debt at December 31, 2020, 2019, and 2018, is summarized as follows:

(In thousands)	Long-Term Outstanding Debt at Year-End 2020	2019	2018
Revenue bonds	$ 1,953,134	$ 1,895,495	$ 1,893,561
Add interest accretion on Series 1998 capital appreciation bonds	73,356	75,114	69,465
Unamortized net bond discount/premium	89,361	97,004	104,893
Outstanding debt—net	$ 2,115,851	$ 2,067,613	$ 2,067,919

The Sewer Fund's revenue bonds at December 31, 2020, have underlying credit ratings with each of the three major rating agencies as follows:

	Moody's Investor Services	Standard & Poor's	Fitch Ratings	Kroll
Senior Lien Wastewater Revenue Bonds	Baa2	A+	NR	NR
Junior Lien Wastewater Revenue Bonds	Baa3	A	A-	AA-

Additional information on the Sewer Fund's long term debt is presented in Note 4 of the notes to the basic financial statements.

In July 2020, Fitch Rating downgraded the Second Lien Sewer Revenue Bonds from AA- to A- due to a criteria change.

At December 31, 2020, the Sewer Fund was in compliance with the debt covenants as stated within the bond ordinances. Additional information on certain of the Sewer Fund's debt covenants is presented in Note 4 of the notes to the basic financial statements.

REQUESTS FOR INFORMATION

This financial report is designed to provide the reader with a general overview of the Sewer Fund's finances. Questions concerning any of the information provided in this report or requests for additional financial information should be addressed to the City of Chicago Department of Finance.

BASIC FINANCIAL STATEMENTS

CITY OF CHICAGO, ILLINOIS
SEWER FUND

STATEMENTS OF NET POSITION
AS OF DECEMBER 31, 2020 AND 2019
(In thousands)

ASSETS	2020	2019
CURRENT ASSETS:		
Cash and cash equivalents (Note 2)	$ 4,822	$ 11,818
Investments (Note 2)	233,885	206,370
Accounts receivable—net of allowance for doubtful accounts of approximately $144,651 in 2020 and $125,683 in 2019	98,578	107,016
Due from other City funds	28,528	22,665
Inventories	854	732
Cash and cash equivalents—restricted (Note 2)	123,417	123,790
Investments—restricted (Note 2)	57,543	102,770
Interest receivable—restricted (Note 2)	905	2,687
Total current assets	548,532	577,848
NONCURRENT ASSETS:		
Investments—restricted (Note 2)	42,682	54,107
Other assets	1,002	1,105
Utility plant (Note 5):		
Land and land rights	560	560
Facilities and structures	3,645,972	3,367,515
Furniture and equipment	33,757	33,810
Construction in progress	72,682	196,790
Total utility plant	3,752,971	3,598,675
Less accumulated depreciation	(758,809)	(708,832)
Utility plant—net	2,994,162	2,889,843
Total noncurrent assets	3,037,846	2,945,055
Total assets	3,586,378	3,522,903
DEFERRED OUTFLOWS (Note 9)	18,511	22,259
TOTAL ASSETS AND DEFERRED OUTFLOWS	$3,604,889	$3,545,162

LIABILITIES	2020	2019
CURRENT LIABILITIES:		
Accounts payable	$ 2,389	$ 3,144
Due to other City funds	47,589	32,355
Unearned revenue	-	12,954
Accrued liabilities unrestricted	53,252	44,168
Liabilities payable from restricted assets:		
Accounts payable	47,832	76,664
Accrued liabilities	14,345	37,636
Current portion of long-term debt (Note 4)	77,521	70,308
Interest payable	41,262	41,952
Total current liabilities	284,190	319,181
NONCURRENT LIABILITIES:		
Net pension liability (Note 6)	426,455	460,173
Long-term debt—net of current maturities (Note 4)	2,038,330	1,997,305
Total noncurrent liabilities	2,464,785	2,457,478
Total liabilities	2,748,975	2,776,659
DEFERRED INFLOWS (Note 9)	82,204	91,092
NET POSITION (Note 1):		
Net investment in capital assets	931,047	862,065
Restricted for capital projects	205,696	139,618
Unrestricted	(363,033)	(324,272)
Total net position	773,710	677,411
TOTAL	$3,604,889	$3,545,162

See notes to basic financial statements.

CITY OF CHICAGO, ILLINOIS
SEWER FUND

STATEMENTS OF REVENUES, EXPENSES, AND CHANGES IN NET POSITION
FOR THE YEARS ENDED DECEMBER 31, 2020 AND 2019
(In thousands)

	2020	2019
OPERATING REVENUES:		
Sewer service:		
Sewer service—gross	$356,267	$373,902
Less—provision for doubtful accounts	(22,792)	(23,849)
Sewer service—net	333,475	350,053
Other	484	1,023
Total operating revenues	333,959	351,076
OPERATING EXPENSES:		
Repairs	47,398	41,614
General Fund reimbursements	54,467	53,688
Pension expense (Note 6)	(23,853)	3,266
Maintenance	24,405	22,958
Engineering	4,776	3,515
Administrative and general	12,320	12,367
Total operating expenses before depreciation and amortization	119,513	137,408
Depreciation and amortization	53,140	52,933
Total operating expenses	172,653	190,341
OPERATING INCOME	161,306	160,735
NONOPERATING REVENUE (EXPENSES):		
Investment income	8,381	11,663
Interest expense	(80,346)	(79,992)
Other	3,747	74
Total nonoperating expenses—net	(68,218)	(68,255)
TRANSFERS OUT	(120)	(120)
CAPITAL GRANTS	3,331	(5)
CHANGE IN NET POSITION	96,299	92,355
TOTAL NET POSITION—Beginning of year	677,411	585,056
TOTAL NET POSITION—End of year	$773,710	$677,411

See notes to basic financial statements.

CITY OF CHICAGO, ILLINOIS
SEWER FUND

STATEMENTS OF CASH FLOWS
FOR THE YEARS ENDED DECEMBER 31, 2020 AND 2019
(In thousands)

	2020	2019
CASH FLOWS FROM OPERATING ACTIVITIES:		
Received from customers	$ 329,434	$ 353,790
Transactions with other City funds	(38,244)	(72,995)
Payments to vendors	(29,509)	(27,242)
Payments to employees	(51,175)	(50,362)
Net cash provided by operating activities	210,506	203,191
CASH FLOWS FROM CAPITAL AND RELATED FINANCING ACTIVITIES:		
Acquisition and construction of capital assets	(225,715)	(147,493)
Proceeds from issuance of bonds	121,325	65,308
Interest paid on revenue bonds	(86,048)	(88,111)
(Payments to) proceeds from Community Development Block Grant	3,331	(5)
Principal paid on bonds	(70,833)	(63,374)
Net cash used in capital and related financing activities	(257,940)	(233,675)
CASH FLOWS FROM INVESTING ACTIVITIES:		
Sales and purchases of investments—net	33,123	(88,160)
Investment interest	6,942	7,609
Net cash provided by (used in) investing activities	40,065	(80,551)
NET CHANGE IN CASH AND CASH EQUIVALENTS	(7,369)	(111,035)
CASH AND CASH EQUIVALENTS—Beginning of year	135,608	246,643
CASH AND CASH EQUIVALENTS—End of year	$ 128,239	$ 135,608

(Continued)

CITY OF CHICAGO, ILLINOIS
SEWER FUND

STATEMENTS OF CASH FLOWS
FOR THE YEARS ENDED DECEMBER 31, 2020 AND 2019
(In thousands)

	2020	2019
RECONCILIATION TO CASH AND CASH EQUIVALENTS REPORTED ON THE STATEMENTS OF NET POSITION:		
Unrestricted	$ 4,822	$ 11,818
Restricted	123,417	123,790
TOTAL	$ 128,239	$ 135,608
RECONCILIATION OF OPERATING INCOME TO CASH FLOWS FROM OPERATING ACTIVITIES:		
Operating income	$ 161,306	$ 160,735
Adjustments to reconcile:		
Depreciation and amortization	53,140	52,933
Pension expense other than contribution	(40,972)	(12,572)
Provision for uncollectible accounts	22,792	23,849
Changes in assets and liabilities:		
Due from other City funds	(5,863)	(2,589)
Accounts receivable	(14,355)	(21,436)
Inventories	(122)	57
Accrued liabilities	9,094	2,939
Accounts payable and due to other City funds	38,448	(1,025)
Unearned revenue	(12,962)	300
CASH FLOWS FROM OPERATING ACTIVITIES	$ 210,506	$ 203,191

SUPPLEMENTAL DISCLOSURE OF NONCASH ITEMS:

Property additions in 2020 and 2019 of $62,177 and $114,301, respectively, have outstanding accounts payable and accrued liabilities.

The accretion adjustment of Series 1998 capital appreciation bonds for the years ended December 31, 2020 and 2019, were $5,390 and $5,649, respectively.

The fair value adjustment gain (loss) to investments for 2020 and 2019 were $2,889 and $1,097, respectively.

See notes to basic financial statements. (Concluded)

CITY OF CHICAGO, ILLINOIS
SEWER FUND

NOTES TO BASIC FINANCIAL STATEMENTS
AS OF AND FOR THE YEARS ENDED DECEMBER 31, 2020 AND 2019
(In thousands)

1. ORGANIZATION AND SUMMARY OF SIGNIFICANT ACCOUNTING POLICIES

Organization—The Sewer Fund (the "Sewer Fund") collects and transmits wastewater to the treatment facilities of the Metropolitan Water Reclamation District of Greater Chicago. The Sewer Fund is included in the City of Chicago, Illinois (the "City"), reporting entity as an enterprise fund.

The accompanying basic financial statements present only the Sewer Fund and are not intended to present the financial position of the City or the results of its operations and cash flows.

Basis of Accounting—The accounting policies of the Sewer Fund are based upon accounting principles generally accepted in the United States of America as prescribed by the Governmental Accounting Standards Board (GASB). The accounting and financial reporting treatment applied to a fund is determined by its measurement focus. The accounts of the Sewer Fund are reported using the flow of economic resources measurement focus.

The Sewer Fund uses the accrual basis of accounting under which revenues are recognized when earned and expenses are recognized when the liability is incurred.

When both restricted and unrestricted resources are available for use, it is the City's policy to use restricted resources first, then unrestricted resources as they are needed.

Annual Appropriated Budget—The Sewer Fund has a legally adopted annual budget that is not required to be reported.

Management's Use of Estimates—The preparation of financial statements in conformity with accounting principles generally accepted in the United States of America requires management to make estimates and assumptions that affect the reported amounts of assets and liabilities, disclosure of contingent assets and liabilities at the date of the financial statements, and the reported amounts of revenues and expenses during the reporting period. Actual results could differ from those estimates.

Cash, Cash Equivalents, and Investments—Cash, cash equivalents, and investments generally are held with the City Treasurer as required by the Municipal Code of Chicago (the "Code"). Interest earned on pooled investments is allocated to participating funds based upon their average combined cash and investment balances. Due to contractual agreements or legal restrictions, the cash and investments of certain funds are segregated and earn and receive interest directly.

The Code permits deposits only to City Council-approved depositories, which must be organized state or national banks and federal and state savings and loan associations, located within the City, whose deposits are federally insured.

Investments are limited to those authorized by the Code. Investments authorized by the Code include, but are not limited to, interest-bearing general obligations of the City, the State of Illinois (the "State"),

and the U.S. government; U.S. Treasury bills and other non-interest-bearing general obligations of the U.S. government purchased in the open market below face value; domestic money market funds regulated by and in good standing with the Securities and Exchange Commission; and tax anticipation warrants issued by the City (see Note 2). The City is prohibited by ordinance from investing in derivative instruments, as defined, without City Council approval.

The Sewer Fund values its investments at fair value or amortized cost, as applicable. U.S. government securities purchased at a price other than par with a maturity of less than one year are reported at amortized cost.

Repurchase agreements can be purchased only from banks and certain other institutions authorized to do business in the State. The City Treasurer requires that securities pledged to secure these agreements have a fair value equal to the cost of the repurchase agreement, plus accrued interest.

Investments, generally, may not have a maturity in excess of 30 years from the date of purchase. Certain other investment balances are held in accordance with the specific provisions of applicable bond ordinances.

Cash equivalents include investments with maturities of three months or less when purchased.

Accounts Receivable—The Sewer Fund accounts receivable is comprised of billings and collections for sewer services processed by the Department of Water Management. Management has provided an allowance for amounts recorded at year-end that may be uncollectible.

Transactions with the City—The City's General Fund provides services to all other funds. The amounts allocated to other funds for these services are treated as operating expenses by the Sewer Fund and consist mainly of employee benefits, self-insured risks, and administrative expenses.

Inventories—Inventories, composed mainly of materials and supplies, are stated at cost, determined principally on the first-in, first-out method.

Utility Plant—Utility plant is recorded at cost or, for donated assets at acquisition cost. Utility plant is defined by the Sewer Fund as assets with an initial cost of more than $5,000 and an estimated useful life in excess of two years. Such assets are recorded at historical cost if purchased. Depreciation is provided using the straight-line method and begins in the year following the year of acquisition or completion. Estimated useful lives are as follows:

Facilities and structures	75 years
Furniture and equipment	5–20 years
Sewer rehabilitation	50 years

Costs of repairs and maintenance that do not significantly extend the useful life of assets are charged to operations.

Deferred Outflows—Deferred outflows represent unamortized loss on bond refundings, differences between estimated and actual investment earnings related to pensions, and changes in actuarial assumptions related to pensions, and other pension related changes.

Deferred Inflows—Deferred inflows represent the differences between projected and actual actuarial experience and changes in assumptions related to pensions.

Net Position—Net position is composed of net earnings from operating and nonoperating revenues, expenses, and capital grants. Net position is displayed in three components: net investment in capital assets, restricted for capital projects, and unrestricted. Net investment in capital assets consists of all capital assets, net of accumulated depreciation and reduced by outstanding debt, net of debt service reserve, and unspent bond proceeds. Restricted for capital projects consists of assets on which constraints are placed by external parties (such as lenders and grantors) and laws, regulations, and enabling legislation, reduced by liabilities and deferred inflows of resources related to those assets. Unrestricted consists of the net amount of all other assets, deferred outflows, liabilities, and deferred inflows not categorized as either of the above.

Employee Benefits—Employee benefits are granted for vacation and sick leave, workers' compensation, and health care. Unused vacation leave is accrued and may be carried over for one year. Sick leave is accumulated at the rate of one day for each month worked, up to a maximum of 200 days. Severance of employment terminates all rights to receive compensation for any unused sick leave. Sick leave pay is not accrued. Employee benefit claims outstanding, including claims incurred but not reported, are estimated and recorded as liabilities.

Employees are eligible to defer a portion of their salaries until future years under the City's deferred compensation plan created in accordance with Internal Revenue Code Section 457. The deferred compensation is not available to employees until termination, retirement, death, or unforeseeable emergency. The plan is administered by third-party administrators who maintain the investment portfolio. The plan's assets have been placed in trust accounts with the plan administrators for the exclusive benefit of participants and their beneficiaries and are not considered assets of the City.

The City is subject to the State Unemployment Compensation Act and has elected the reimbursing employer option for providing unemployment insurance benefits for eligible former employees. Under this option, the City reimburses the State for claims paid by the State.

Bond Insurance Costs, Bond Premiums Discounts, and Refunding Transactions—Bond insurance costs and bond premiums discounts are deferred and amortized over the term of the related debt, except in the case of refunding debt transactions where the amortization period is over the term of the refunding or refunded debt, whichever is shorter.

Capitalized Interest—Interest expense is capitalized during construction of those capital projects that are paid for from the bond proceeds and are being amortized over the depreciable life of the related assets on a straight-line basis. Interest expense capitalized for 2020 and 2019 totaled $4.7 million and $3.8 million, respectively.

Capital Grants—Capital grants are reported as contributed revenue in the statements of revenues, expenses, and changes in net position and are recognized when the related capital expenditure is incurred.

Revenue Recognition—Sewer service revenue is billed as 100% of the City's water billings and is recorded as revenue when the water is consumed by the customers. Of the accounts receivable balances, $31.2 million and $31.2 million represent revenue recognized on sewer service that had not yet been billed to customers at December 31, 2020 and 2019, respectively. In 2020, the Sewer Fund changed its billing for unmetered accounts from billing every 6 months in advance to monthly billing, which eliminated the recording of deferred revenue.

Revenues and Expenses—The Sewer Fund distinguishes operating revenues and expenses from nonoperating items. Operating revenues and expenses generally result from providing services and producing and delivering goods in connection with the Sewer Fund's principal ongoing operations. The principal operating revenues of the Sewer Fund are charges to customers for sales and services. Operating expenses include the cost of sales and services, pension expense, administrative expenses, and depreciation and amortization on capital assets. All revenues and expenses not meeting this definition are reported as nonoperating revenues and expenses.

Debt—Debt is defined as a liability that arises from a contractual obligation to pay cash (or other assets that may be used in lieu of cash) in one or more payments to settle an amount that is fixed at the date the contractual obligation is established. For disclosure purposes, debt does not include leases, except for contracts reported as financed purchase of the underlying asset, or accounts payable.

Adopted Accounting Standards—

GASB Statement	Impact
GASB Statement No. 84, *Fiduciary Activities* ("GASB 84")	Improves the guidance regarding the identification of fiduciary activities for accounting and financial reporting purposes and how those activities should be reported. The Sewer Fund adopted GASB 84 for the fiscal year ended December 31, 2020 and there was no impact to the Sewer Fund's financial statements.
GASB Statement No. 88, *Certain Disclosures Related to Debt, Including Direct Borrowings and Direct Placements* ("GASB 88")	Improves the information that is disclosed in notes to government financial statements related to debt, including direct borrowings and direct placements. It also clarifies which liabilities governments should include when disclosing information related to debt. The Sewer Fund adopted GASB 88 for the fiscal year ended December 31, 2020, which required additional disclosures included in the debt footnote (see Note 4).
GASB Statement No. 90, *Majority Equity Interests an amendment of GASB Statements No. 14 and No. 61* ("GASB 90")	Improves the consistency and comparability of reporting a government's majority equity interest in a legally separate organization and the relevance of financial statement information for certain component units. The Sewer Fund adopted GASB 90 for the fiscal year ended December 31, 2020 and there was no impact to the Sewer Fund's financial statements.
GASB Statement No. 83, *Certain Asset Retirement Obligations* ("GASB 83")	Addresses accounting and financial reporting for certain asset retirement obligations (AROs). A government that has legal obligations to perform future asset retirement activities related to its tangible capital assets will have to recognize a liability based on the guidance in this statement. GASB 83 also requires disclosure of information about the nature of a government's AROs, the methods and assumptions used for the estimates of the liabilities, and the estimated remaining useful life of the associated tangible capital assets. The Sewer Fund adopted GASB 83 for the fiscal year ended December 31, 2020 and there was no impact to the Sewer Fund's financial statements.

GASB Statement	Impact
GASB Statement No. 92, *Omnibus 2020* ("GASB 92")	Aims to enhance comparability in accounting and financial reporting and to improve the consistency of authoritative literature by addressing practice issues that have been identified during implementation and application of certain GASB statements. More comparable reporting will improve the usefulness of information for users of state and local government financial statements. Certain elements of GASB 92 were effective in fiscal year 2020 and the adoption of the certain elements had no impact on the financial statements. The remainder of GASB 92 will be effective for the Sewer Fund beginning with its year ending December 31, 2022.

Upcoming Accounting Standards—GASB has issued the following pronouncements that may affect the future financial position, results of operations, cash flows, or financial presentation of the Sewer Fund upon implementation. Management has not yet evaluated the effect of implementation of these standards.

GASB Accounting Standard	Required Year of Adoption
GASB Statement No. 87, *Leases* ("GASB 87")	2022
GASB Statement No. 89, *Accounting for Interest Cost Incurred before the End of a Construction Period* ("GASB 89")	2021
GASB Statement No. 91, *Conduit Debt Obligations* ("GASB 91")	2022
GASB Statement No. 93, *Replacement of Interbank Offered Rates* ("GASB 93")	2022
GASB Statement No. 94, *Public-Private and Public-Public Partnerships and Availability Payment Arrangements* ("GASB 94")	2023
GASB Statement No. 96, *Subscription-based Information Technology Arrangements* ("GASB 96")	2023

2. RESTRICTED AND UNRESTRICTED CASH EQUIVALENTS AND INVESTMENTS

Cash Equivalents and Investments—As of December 31, 2020, the Sewer Fund had the following cash equivalents and investments (in thousands):

	Maturities (in Years)				
	Less than 1	1–5	6–10	More than 10	Fair Value
Agency Bonds	$ -	$ -	$10,813	$ -	$ 10,813
Commercial paper	146,557	-	-	-	146,557
Corporate bonds	30,044	29,838	-	-	59,882
Money Market Funds	110,401	-	-	-	110,401
Municipal Bonds	33,414	86,221	-	-	119,635
US Government	14,994	-	-	-	14,994
Total	$335,410	$116,059	$10,813	$ -	$462,282

As of December 31, 2019, the Sewer Fund had the following cash equivalents and investments (in thousands):

	Maturities (in Years)				
	Less than 1	1–5	6–10	More than 10	Fair Value
U.S. treasuries	$ 54,378	$ -	$ -	$ -	$ 54,378
U.S. agencies	-	4,697	9,982	-	14,679
Short-term investments	54,329	-	-	-	54,329
Commercial paper	-	-	-	-	-
Corporate bonds	97,867	54,814	-	-	152,681
Certificates of deposits and other short term	122,110	-	-	-	122,110
Municipal bonds	32,117	67,767	740	-	100,624
Total	$360,801	$127,278	$10,722	$ -	$498,801

U.S. agencies include investments in government-sponsored enterprises, such as Federal National Mortgage Association, Federal Home Loan Banks, and Federal Home Loan Mortgage Corporation.

Investment Fair Value Measurements—The Sewer Fund categorizes the fair value measurements of its investments based the hierarchy established by generally accepted accounting principles. The hierarchy is based on the valuation techniques used to measure fair value.

Level 1—Inputs are unadjusted quoted prices in active markets for identical assets

Level 2—Observable inputs other than quoted market prices, and

Level 3—Unobservable Inputs

The investments measured at fair value as of December 31, 2020 and 2019, were (dollars in thousands):

	2020			2019		
	Level 1	Level 2	Level 3	Level 1	Level 2	Level 3
U.S. agencies	$ -	$ -	$ -	$ -	$ 14,679	$ -
Corporate bonds	-	59,882	-	-	121,827	-
Municipal bonds	-	115,685	-	-	98,059	-
Agency bonds	-	10,813	-	-	-	-
Total investments at fair value	$ -	$186,380	$ -	$ -	$234,565	$ -

Investments that are valued through other observable inputs (Level 2), are valued using methods that include, but are not limited to, model processes, benchmark curves, benchmarking of like securities, sector groupings, and matrix pricing.

Money market investments and participating interest-earning investment contracts that have a remaining maturity at the time of purchase of one year or less and are held by governments other than the external investment pools are measured at amortized cost and are not reflected in the table above. The total of these investments at amortized cost for Sewer are $275.9 million and $264.2 million as of December 31, 2020 and 2019, respectively.

During 2019, the City separated the pooled funds relating to The Sewer Fund into its segregate fund. As a result, The Sewer Fund shared no pooled funds with the City as of December 31, 2020 and 2019.

Interest Rate Risk—As a means of limiting its exposure to fair value losses arising from rising interest rates, the City's investment policy requires that investments generally may not have a maturity date in excess of 30 years from the date of purchase. Certain other investments are held in accordance with the specific provisions of applicable ordinances.

Credit Risk—With regard to credit risk, the Code limits the investments in securities to:

(1) Interest-bearing general obligations of the United States and the State of Illinois;

(2) United States treasury bills and other non-interest bearing general obligations of the United States or United States government agencies when offered for sale at a price below the face value of same, so as to afford the City a return on such investment in lieu of interest;

(3) Tax anticipation warrants, municipal bonds, notes, commercial paper or other instruments representing a debt obligation issued by the City;

(4) Commercial paper which: (1) at the time of purchase, is rated in the two highest classifications by at least two accredited ratings agencies; and (2) matures not more than 270 days after the date of purchase;

(5) Reverse repurchase agreement if: (1) the term does not exceed 90 days; and (2) the maturity of the investment acquired with the proceeds of the reverse repurchase agreement does not exceed the expiration date of the reverse repurchase agreement; Reverse repurchase agreements may be transacted with primary dealers and financial institutions, provided that the City has on file a master repurchase agreement;

(6) Certificates of deposit of banks or savings and loan associations designated as municipal depositories which are insured by federal deposit insurance; provided that any amount of the deposit in excess of the federal deposit insurance shall be collateralized as noted in Custodial Credit Risk—Cash and Certificates of Deposit below;

(7) Bankers acceptance of banks whose senior obligations, at the time of purchase, are rated in either the AAA or AA rating categories by at least two accredited ratings agencies;

(8) Tax-exempt securities exempt from federal arbitrage provisions applicable to investments of proceeds of the City's tax-exempt debt obligations;

(9) Domestic money market mutual funds regulated by and in good standing with the Securities and Exchange Commission; provided that such money market mutual funds' portfolios are limited to investments authorized by this section;

(10) Any other suitable investment instrument permitted by state laws governing municipal investments generally, subject to the reasonable exercise of prudence in making investments of public funds;

(11) Except where otherwise restricted or prohibited, a non-interest-bearing savings account, non-interest-bearing checking account or other non-interest bearing demand account established in a national or state bank, or a federal or state savings and loan association, when, in the determination of the treasurer, the placement of such funds in the non-interest bearing account is used as compensating balances to offset fees associated with that account that will result in cost savings to the City;

(12) Bonds of companies organized in the United States with assets exceeding $1.0 billion that, at the time of purchase, are rated not less than A-, or equivalent rating, by at least two accredited ratings agencies;

(13) Debt instruments of international financial institutions, including but not limited to the World Bank and the International Monetary Fund, that, at the time of purchase, are rated within 4 intermediate credit ratings of the United States sovereign credit rating by at least two accredited ratings agencies, but not less than an A-rating, or equivalent rating. For purposes of this subsection, an "international financial institution" means a financial institution that has been established or chartered by more than one country and the owners or shareholders are generally national governments or other international institutions such as the United Nations;

(14) United States dollar denominated debt instruments of foreign sovereignties that, at the time of purchase, are rated within 4 intermediate credit ratings of the United States sovereign credit rating by at least two accredited ratings agencies, but not less than an A-rating or equivalent rating;

(15) Interest-bearing bonds of any county, township, city, village, incorporated town, municipal corporation, or school district, of the State of Illinois, of any other state, or of any political subdivision or agency of the State of Illinois or of any other state, whether the interest earned thereon is taxable or tax-exempt under federal law. The bonds shall be registered in the name of the city or held under a custodial agreement at a bank. The bonds shall be rated, at the time of purchase, not less than A-, or equivalent rating, by at least two accredited rating agencies with nationally recognized expertise in rating bonds of states and their political subdivisions;

(16)Bonds registered and regulated by the Securities and Exchange Commission and for which the full faith and credit of the State of Israel is pledged for payment; provided that the bonds have an A- rating or above or equivalent rating by at least two accredited ratings agencies;

(17)Bonds, notes, debentures, or other similar obligations of agencies of the United States rated, at the time of purchase, no less than AAA by at least two accredited rating agencies.

Total holdings across all funds held by the Sewer Fund shall have no less than an overall average rating of Aa1 on a quarterly basis, as rated by two accredited rating agencies. A schedule summarizing the Sewer Fund's exposure to credit risk as of December 31, 2020 and 2019, is as follows (in thousands):

Quality Rating	**2020**	**2019**
Aaa/AAA*	$125,930	$205,967
A-1/P-1	126,485	51,270
A-2/P-2	35,065	3,059
Aa/AA	126,734	180,526
A/A	32,169	57,979
BBB	15,823	-
Not Rated	76	-
Total	$462,282	$498,801

Custodial Credit Risk—Cash and Certificates of Deposit—This is the risk that in the event of a bank failure, the City's Deposits may not be returned. The City's Investment Policy states that in order to protect the City's public fund deposits, depository institutions are to maintain collateral pledges on City deposits and certificates of deposit during the term of the deposit.

For certificates of deposit of banks or savings and loan associations designated as municipal depositories which are insured by federal deposit insurance, any amount of the deposit in excess of the federal deposit insurance shall be either: (1) fully collateralized at least 102% by: (i) marketable U.S. government securities marked to market at least monthly; (ii) bonds, notes, or other securities constituting the direct and general obligation of any agency or instrumentality of the United States; or (iii) bonds, notes or other securities constituting a direct and general obligation of any county, township, city, village, incorporated town, municipal corporation, or school district, of the State of Illinois or of any other state, or of any political subdivision or agency of the State of Illinois or any other state which are rated in either the AAA or AA rating categories by at least two accredited ratings agencies and maintaining such rating during the term of such investments; (2) secured by a corporate surety bond issued by an insurance company licensed to do business in Illinois and having a claims-paying rating in the top rating category as rated by a nationally recognized statistical rating organization and maintaining such rating during the term of such investment; or (3) fully collateralized at least 102% by an irrevocable letter of credit issued in favor of the City of Chicago by the Federal Home Loan Bank, provided that the Federal Home Loan Bank's short-term debt obligations are rated in the highest rating category by at least one accredited ratings agency throughout the term of the certificate of deposit.

The collateral required to secure City funds must be held in safekeeping and pursuant to collateral agreements which would prohibit release or substitution of pledged assets without proper written notification and authorization of the City Treasurer. The final maturity of acceptable collateral pledged shall not exceed 120 months.

The bank balance of cash and certificates of deposit with the City's various municipal depositories was $725.3 million. 99.4% of the bank balance was either insured or collateralized with securities held by City agents in the City's name. $4.6 million was uncollateralized at December 31, 2020, and thus was subject to custodial credit risk.

A schedule summarizing the investments reported in the basic financial statements as of December 31, 2020 and 2019, is as follows (in thousands):

	2020	2019
Per Note 2:		
Investments—Sewer Fund	$ 462,282	$ 498,801
Investments—City Treasurer pooled fund	-	-
	$ 462,282	$ 498,801
Per financial statements:		
Restricted investments—current	$ 57,543	$ 102,770
Restricted investments—noncurrent	42,682	54,107
Unrestricted investments	233,885	206,370
Investments included as cash and cash equivalents on the statements of net position	128,172	135,554
	$ 462,282	$ 498,801

3. RESTRICTED ASSETS AND ACCOUNTS

Sewer service revenues are pledged to pay outstanding Wastewater Revenue Bonds. The ordinances authorizing the issuance of outstanding Wastewater Revenue Bonds provide for the creation of separate accounts into which net revenues, as defined, or proceeds to be credited, are as follows:

Wastewater Revenue Bonds, 1998A Wastewater Capital Appreciation Bonds and the Senior Lien Bonds.

Bond Principal and Interest Account—No later than 10 days prior to each principal or interest payment date, an amount to pay principal; premium, if any; and interest becoming due, whether upon maturity, redemption, or otherwise.

Debt Service Reserve Account—For each series, an amount equal to the least of (i) the maximum annual debt service requirement; (ii) 10% of the original principal amount, less original issue discount; or (iii) 125% of the average annual debt service requirement. The required balance in this account was met by the purchase of surety bonds.

Construction Account—Proceeds of the Senior Lien Bonds were deposited in this account for the purpose of paying construction costs of projects as defined in the ordinance.

Wastewater Revenue Bonds, Series 2017, 2015, 2014, 2012, 2010, 2008, 2001 (the "Second Lien Bonds").

Bond Principal and Interest Account—No later than the business day immediately preceding January 1 and July 1, an amount to pay principal; redemption premium, if any; and interest on the bonds. The City

is also required to make deposits in the Second Lien Bonds' account to meet other payment obligations under the indenture authorizing Second Lien Parity Bonds.

Debt Service Reserve Account—For each series, an amount equal to the least of (i) the highest future debt service requirement; (ii) 10% of the original principal amount, less original issue discount; or (iii) 125% of the average annual debt service requirement. The required balance in this account was met by the purchase of a surety bond.

Sewer Rate Stabilization Account—Any net revenues remaining after providing sufficient funds for all required deposits in the bond accounts may be transferred to the sewer rate stabilization account upon the direction of the City to be used for any lawful purpose of the Sewer Fund.

For accounts established by ordinances with balances, the amounts as of December 31, 2020 and 2019, are as follows (in thousands):

	2020	2019
Construction	$ 64,045	$131,504
Bond principal and interest	118,783	112,260
Sewer rate stabilization	40,814	36,902
Total	$223,642	$280,666

The 2020 and 2019 Sewer rate stabilization balance above includes a fair value adjustment of $1,394 thousand and $123 thousand, respectively.

At December 31, 2020 and 2019, management was not aware of any instances of noncompliance with the above terms of the ordinances.

4. LONG-TERM DEBT

As of December 31, 2020 and 2019, long-term debt consisted of the following (in thousands):

	2020	2019
$62,423 Series 1998A Wastewater Transmission Revenue Bonds issued April 7, 1998, due through 2028; interest at 4.55% to 5.0%	$ 31,792	$ 35,168
$73,100 Series 2001 Wastewater Transmission Revenue Bonds issued December 6, 2001, due through 2030; interest at 4.0% to 5.5%	37,755	42,390
$167,635 Series 2008A Wastewater Transmission Revenue Bonds issued November 18, 2008, due through 2038; interest at 3.5% to 5.5%	-	4,300
$332,230 Series 2008C Wastewater Transmission Revenue Bonds (2004A Refunded) issued October 16, 2008, due through 2039; interest rate at 4.0% to 5.0%	271,630	283,575
$275,865 Series 2010A & B Wastewater Transmission Revenue Bonds issued November 16, 2010, due through 2040; interest at 2.0% to 6.9%	250,000	250,000
$1,546 Illinois Environmental Protection Agency Loan Agreement signed May 28, 2008, due through 2027; interest at 2.50%	630	713
$276,470 Series 2012 Wastewater Transmission Revenue Bonds issued September 13, 2012, due through 2042; interest at 3.0% to 5.0%	238,590	244,710
$15,000 Illinois Environmental Protection Agency Loan Agreement signed January 20, 2010, due through 2031; interest at 0%	8,033	8,798
$17,812 Illinois Environmental Protection Agency Loan Agreement signed October 8, 2010, due through 2032; interest at 1.25%	11,468	12,349
$17,564 Illinois Environmental Protection Agency Loan Agreement signed September 22, 2011, due through 2033; interest at 1.25%	11,744	12,607
$15,000 Illinois Environmental Protection Agency Loan Agreement signed October 2, 2012, due through 2034; interest at 2.295%	11,192	11,863
$292,405 Series 2014 Wastewater Transmission Revenue Bonds issued September 22, 2014, due through 2044; interest at 3.0% to 5.0%	266,455	272,165
$87,080 Series 2015 Bonds issued October 19, 2015 due through January 1, 2039; interest at 2.59% to 6.04%	80,060	82,480
$54,170 Illinois Environmental Protection Agency Loan Agreement signed October 22, 2013, due through 2035; interest at 1.93%	43,446	45,921
$56,198 Illinois Environmental Protection Agency Loan Agreement signed October 8, 2014, due through 2036; interest at 1.99%	46,489	49,026
$4,291 Illinois Environmental Protection Agency Loan Agreement signed January 22, 2016, due through 2036; interest at 1.86%	3,648	3,842
$6,703 Illinois Environmental Protection Agency Loan Agreement signed November 4, 2016, due through 2037; interest at 1.75%	5,975	6,258
$180,590 Series 2017A Wastewater Transmission Revenue Bonds issued June 21, 2017, due through 2052; interest at 4.0% to 5.25%	178,335	180,590
$215,485 Series 2017B Wastewater Transmission Revenue Bonds issued June 21, 2017, due through 2044; interest at 5.0%	195,340	202,400

(Continued)

	2020	2019
$63,808 Illinois Environmental Protection Agency Loan Agreement signed May 17, 2016, due through 2038; interest at 1.86%	$ 57,191	$ 59,933
$27,370 Illinois Environmental Protection Agency Loan Agreement signed May 16, 2017, due through 2038; interest at 1.75%	25,215	24,356
$17,684 Illinois Environmental Protection Agency Loan Agreement signed Apr 5, 2018, due through 2039; interest at 1.76%	16,694	16,274
$59,960 Illinois Environmental Protection Agency Loan Agreement signed Apr 5, 2018, due through 2039; interest at 1.76%	57,166	45,777
$26,084 Illinois Environmental Protection Agency Loan Agreement signed May 25, 2018 due through 2039; interest at 1.76%	25,573	-
$29,781 Illinois Environmental Protection Agency Loan Agreement signed March 18, 2019 due through 2040; interest at 1.84%	29,781	-
$48,932 Illinois Environmental Protection Agency Loan Agreement signed December 14, 2020 due through 2040; interest at 1.84%	48,932	-
Total revenue bonds	1,953,134	1,895,495
Add accretion of Series 1998A Capital Appreciation Bonds	73,356	75,114
Add unamortized net bond premium (discount)	89,361	97,004
Less current portion (payable from restricted assets)	(77,521)	(70,308)
Long-term portion—net	$ 2,038,330	$ 1,997,305

(Concluded)

Long-term debt during the years ended December 31, 2020 and 2019, changed as follows (dollars in thousands):

	Balance January 1, 2020	Additions	Reductions	Balance December 31, 2020	Due within One Year
Revenue bonds and loans	$ 1,895,495	$ 121,325	$ (63,686)	$ 1,953,134	$ 68,023
Accretion of Series 1998 capital appreciation bonds	75,114	5,390	(7,148)	73,356	9,498
Unamortized net discount/premium	97,004	-	(7,643)	89,361	-
Total revenue bonds and loans	$ 2,067,613	$ 126,715	$ (78,477)	$ 2,115,851	$ 77,521

	Balance January 1, 2019	Additions	Reductions	Balance December 31, 2019	Due within One Year
Revenue bonds and loans	$ 1,893,561	$ 65,308	$ (63,374)	$ 1,895,495	$ 63,160
Accretion of Series 1998 capital appreciation bonds	69,465	5,649	-	75,114	7,148
Unamortized net discount/premium	104,893	-	(7,889)	97,004	-
Total revenue bonds and loans	$ 2,067,919	$ 70,957	$ (71,263)	$ 2,067,613	$ 70,308

Interest expense includes amortization of the loss on bond refunding for 2020 and 2019 of $2.1 million and $2.2 million; less amortization of net bond discount/premium of $7.6 million and $7.9 million, respectively; and accretion of Series 1998A capital appreciation bonds of $5.4 million and $5.6 million, respectively.

As defined in the ordinances, net revenues are pledged for the payment of principal and interest on the bonds. The ordinances require that net revenues available for bonds equal 115% of the senior lien debt service requirement and that net revenues available for bonds equal the sum of 100% of the aggregate annual senior lien debt service requirement and 100% of the aggregate annual second lien debt service requirement and 115% of the annual subordinate lien debt service requirement and annual debt service requirement for the fiscal year on aggregate outstanding debt service on any outstanding IEPA loans, wastewater line of credit and commercial paper notes. The above requirements were met for 2020 and 2019.

Rate Increases—Sewer service rates are set by ordinance. The sewer service charge is established in an amount designed to pay the costs of Sewer Fund operations and capital improvements, including any related debt service. During 2020, the charge for sewer service was increased and was an amount equal to 100% of the gross amount charged for water service, whether such water service is metered or nonmetered. The rate charged for water effective June 1, 2020, increased to $30.46 per 1,000 cubic feet.

Issuance of Debt—A loan agreement was signed on December 14, 2020, with the Illinois Environment Protection Agency of a 5-year rehabilitation program conducted throughout the city. Approximately 26,900 lineal feet of 12-to-60-inch diameter sewer main will replaced existing, aging sewer main as part of the continuation of the city's 3-year sewer lining contract which was awarded in 2016. Activities associated with this loan consist of lining approximately 42 miles of sewer main throughout the city. The amount drawn from this loan agreement by the Sewer fund in 2020 was $48.9 million. The loan agreement has an interest rate of 1.84% with a maturity from April 9, 2021 to April 9, 2040.

A loan agreement was signed on March 18, 2019, with the Illinois Environment Protection Agency as part of a 5-year rehabilitation program conducted throughout the city. Approximately 9 miles of 12-to-60-inch diameter sewer main will replaced existing, aging sewer main. The amount drawn from this loan agreement by the Sewer fund in 2020 was $29.8 million. The loan agreement has an interest rate of 1.84% with a maturity from April 7, 2021 to October 7, 2040.

A loan agreement was signed on May 25, 2018, with the Illinois Environment Protection Agency as part of a 5 year sewer rehabilitation program conducted throughout the City of Chicago. The amount drawn from the loan agreement by the Sewer fund in 2020 was $26.1 million. The loan agreement has an interest rate of 1.76% with a maturity from July 15, 2020 to January 15, 2040.

A loan agreement was signed on April 5, 2018, with the Illinois Environment Protection Agency as part of a continuation of the City's 3 year sewer lining contract which was awarded in 2016. The amount drawn from the loan agreement by the Sewer fund in 2019 was $46.5 million. In 2020, the Sewer Fund drew an additional $13.4 million. Total funds drawn from this loan are $59.9 million. The loan agreement has an interest rate of 1.76% with a maturity from December 19, 2019 to December 19, 2038.

A loan agreement was signed on April 5, 2018, with the Illinois Environment Protection Agency as part of a 5 year rehabilitation program conducted throughout the city. Approximately 26,900 lineal feet of 12 to 60 inch diameter sewer main will replaced existing, aging sewer main. The amount drawn from

the loan agreement by the Sewer fund in 2019 was $16.5 million. In 2020, the Sewer Fund drew an additional $1.1 million. Total funds drawn from this loan are $17.6 million. The loan agreement has an interest rate of 1.76% with a maturity from October 26, 2019 to April 26, 2039.

A loan agreement signed on May 16, 2017, with the Illinois Environment Protection Agency as part of a 5-year rehabilitation program conducted throughout the city. Approximately 27,600 linear feet of 12 to 60 inch diameter sewer main will replace existing aging sewer main. The total funds drawn from this loan agreement are $27.4 million which included $1.9 million drawn in 2020. The loan agreement has an interest rate of 1.75% with the maturity dates of May 7, 2019 to November 7, 2038.

Following is a schedule of debt service requirements to maturity (in thousands):

December 31	Principal	Interest	Total Debt Service
2021	$ 68,023	$ 95,348	$ 163,371
2022	70,811	93,319	164,130
2023	73,366	90,810	164,176
2024	76,023	88,191	164,214
2025	89,149	75,167	164,316
2026–2030	405,389	385,031	790,420
2031–2035	501,130	228,260	729,390
2036–2040	467,418	105,225	572,643
2041–2045	136,805	27,101	163,906
2046–2050	44,510	8,878	53,388
2051–2052	20,510	828	21,338
Total	$1,953,134	$1,198,158	$3,151,292

Defeased Bonds—Defeased bonds have been removed from the balance sheet because the related assets have been placed in irrevocable trusts, and together with interest earned thereon, will provide amounts sufficient for payment of all principal and interest. There were no outstanding defeased bonds as of December 31, 2020.

Debt Covenants—The ordinances authorizing the issuance of outstanding Wastewater Transmission Revenue Bonds provide for the creation of separate accounts into which monies will be deposited, as appropriate. The ordinances require that net revenues available for bonds, as adjusted, shall each fiscal year be at least equal to: (A) 115% of the aggregate debt service requirement for the fiscal year on the outstanding senior lien bonds, plus (B) the sum of the aggregate annual debt service requirements for the fiscal year on the outstanding second lien bonds, plus (C) 115% of the aggregate outstanding debt service requirements for the fiscal year on the outstanding IEPA loans, plus (D) annual debt service requirement for the fiscal year on aggregate outstanding debt service on any outstanding wastewater line of credit and commercial paper notes. This requirement was met at December 31, 2020.

5. UTILITY PLANT

During the years ended December 31, 2020 and 2019, utility plant changed as follows (in thousands):

	Balance January 1, 2020	Additions	Disposals and Transfers	Balance December 31, 2020
Utility plant not depreciated:				
Land and land rights	$ 560	$ -	$ -	$ 560
Construction in progress	196,790	66,432	(190,540)	72,682
Total utility plant not depreciated	197,350	66,432	(190,540)	73,242
Utility plant being depreciated:				
Facilities and structures	3,367,515	300,426	(21,969)	3,645,972
Furniture and equipment	33,810	-	(53)	33,757
Total utility plant being depreciated	3,401,325	300,426	(22,022)	3,679,729
Less accumulated depreciation:				
Facilities and structures	(683,150)	(49,195)	987	(731,358)
Furniture and equipment	(25,682)	(1,769)	-	(27,451)
Total accumulated depreciation	(708,832)	(50,964)	987	(758,809)
Utility plant being depreciated—net	2,692,493	249,462	(21,035)	2,920,920
Utility plant—net	$ 2,889,843	$ 315,894	$ (211,575)	$ 2,994,162

	Balance January 1, 2019	Additions	Disposals and Transfers	Balance December 31, 2019
Utility plant not depreciated:				
Land and land rights	$ 560	$ -	$ -	$ 560
Construction in progress	91,925	124,369	(19,504)	196,790
Total utility plant not depreciated	92,485	124,369	(19,504)	197,350
Utility plant being depreciated:				
Facilities and structures	3,270,584	129,784	(32,853)	3,367,515
Furniture and equipment	33,473	984	(647)	33,810
Total utility plant being depreciated	3,304,057	130,768	(33,500)	3,401,325
Less accumulated depreciation:				
Facilities and structures	(636,620)	(47,781)	1,251	(683,150)
Furniture and equipment	(24,553)	(1,776)	647	(25,682)
Total accumulated depreciation	(661,173)	(49,557)	1,898	(708,832)
Utility plant being depreciated—net	2,642,884	81,211	(31,602)	2,692,493
Utility plant—net	$ 2,735,369	$ 205,580	$ (51,106)	$ 2,889,843

6. PENSION PLANS

Plan Description—Eligible Sewer Fund employees participate in one of two single-employer defined benefit pension plans (Plans). These Plans are: the Municipal Employees' Annuity and Benefit Fund of Chicago (Municipal Employees'); and the Laborers' and Retirement Board Employees' Annuity and Benefit Fund of Chicago (Laborers'). The Plans are administered by individual retirement boards of trustees comprised of City officials or their designees and of trustees elected by plan members. Certain employees of the Chicago Board of Education participate in the Municipal Employees' Fund or the Laborers' and Retirement Board Employees' Annuity and Benefit Fund. Each plan issues a publicly available financial report that includes financial statements and required supplementary information that can be obtained at www.meabf.org and www.labfchicago.org.

Benefits Provided—The Plans provide retirement, disability, and death benefits as established by State law. Benefits generally vest after 10 years of credited service. Employees qualify for an unreduced retirement age minimum formula annuity based on a combination of years of service and age of retirement. Employees may also receive a reduced retirement age minimum formula annuity if they do not meet the age and service requirements for the unreduced retirement age annuity. The requirements of age and service are different for employees depending on when they first became members of their respective Plans. For all the Plans, employees who became members before January 1, 2011 are considered Tier 1 Employees. For those employees who became members on or after January 1, 2011 but before July 6, 2017 are considered Tier 2 Employees. For those employees who became members on or after July 6, 2017 are considered Tier 3 Employees. Public Act 100-0023 (P.A. 100-0023), which established the requirements for Tier 3 employees, includes a provision for Tier 2 employees to elect to be considered as Tier 3 employees. The annuity is computed by multiplying

the final average salary by a percentage ranging from 2.2% to 2.5% per year of credited service. The final average salary is the employee's highest average annual salary for any four consecutive years within the last 10 years of credited service for participants who are Tier 1 Employees and any eight consecutive years within the last 10 years of credited service for participants who are Tier 2 Employees or Tier 3 Employees.

Benefit terms provide for annual adjustments to each employee's retirement allowance subsequent to the employees' retirement date. For Tier 1 Employees, the annual adjustments for Municipal Employees' and Laborers' are 3.0%, compounded, for annuitants born before January 1, 1966 and 1.5%, simple, born after January 1, 1966 or later. For Tier 2 Employees and Tier 3 Employees, the annual adjustments are equal to the lesser of 3.0% and 50% of CPI-U of the original benefit.

Employees Covered by Benefit Terms—At December 31, 2020, the following City employees were covered by the benefit terms:

	Municipal Employees'	Laborers'	Total
Inactive employees or beneficiaries currently receiving benefits	25,471	3,646	29,117
Inactive employees entitled to but not yet receiving benefits	20,139	1,486	21,625
Active employees	31,327	2,564	33,891
	76,937	7,696	84,633

Contributions—For the Municipal Employees' and Laborers' Plans, Public Act 100-0023 (P.A. 100-0023) was enacted on July 6, 2017. P.A. 100-0023 requires the City to contribute specific amounts to the Municipal Employees' and the Laborers' Plans in the aggregate amounts as follows: in payment year 2019, $392.0 million; in payment year 2020, $481.0 million; in payment year 2021, $571.0 million; and in payment year 2022, $660.0 million. Additionally, P.A. 100-0023 requires that beginning in payment year 2023, the City's annual contributions to MEABF and LABF each be an amount actuarially determined to be sufficient to produce a funding level of 90% by the year end of 2058.

The City's contributions are budgeted in the same year as the applicable levy year for the property taxes funding the contributions. The City's contributions are then paid to the pension funds in the following year (which is when the levy property taxes are collected and paid to the City by the Cook County Treasurer). The Sewer Fund's proportion of the contribution was determined based on the rates of Sewer Fund's salaries within each corresponding pension plan to the total budgeted salaries for 2020 and 2019.

The contribution to the two pension plans from the Sewer Fund was $17.1 million and $15.7 million for the years ended December 31, 2020 and 2019, respectively.

Net Pension Liability, Pension Expense, and Deferred Outflows of Resources and Deferred Inflows of Resources Related to Pensions—At December 31, 2020 and 2019, the Sewer Fund reported a liability of $426.5 million and $460.2 million, respectively, for its proportionate share of the net pension liability. The net pension liability was measured as of December 31, 2020 and 2019, respectively, and the total pension liability used to calculate the net pension liability was determined by an actuarial valuation as of that date.

Changes in Actuarial Assumptions—Changes in the municipal bond rate resulted in a decrease in the single discount rate for Laborers. See discount rate section below.

The change in the single discount rate and other assumptions increased the net pension liability by $5.0 million for Laborers'. These changes are being amortized into expense over a 4 year period for Laborers'.

The Sewer Fund's proportion of the net pension liability was determined based on the rates of budgeted Sewer Fund's salaries within each corresponding pension plan to the total budgeted salaries for 2020 and 2019. At December 31, 2020 and 2019, the Sewer Fund's proportion was 1.8% and 2.0% of the Municipal Employees' Plan and 11.3% and 12.3%, respectively, of the Laborers' Plan.

For the years ended December 31, 2020 and 2019, the Sewer Fund recognized pension expense of a negative $23.9 million and $3.3 million, respectively.

At December 31, 2020 and 2019, the Sewer Fund reported total deferred outflows of resources of $8.4 million and $5.4 million, respectively, and deferred inflows of resources of $42.3 million and $90.8 million, respectively, related to pensions from the following sources:

Municipal Employees' (dollars in thousands):

	2020		2019	
	Deferred Outflows of Resources	Deferred Inflows of Resources	Deferred Outflows of Resources	Deferred Inflows of Resources
Differences between expected and actual experience	$2,316	$ 638	$1,422	$ 1,942
Changes of assumptions	-	26,687	-	62,125
Net difference between projected and actual earnings on pension plan investments	-	1,825	-	1,027
Total	$2,316	$29,150	$1,422	$65,094

Amounts reported as deferred outflows of resources and deferred inflows of resources related to Municipal Employees' pensions will be recognized in pension expense/(benefit) as follows:

Years Ended December 31	
2021	$(27,192)
2022	1,198
2023	(928)
2024	88
Total	$(26,834)

Laborers' (dollars in thousands):

	2020		2019	
	Deferred Outflows of Resources	Deferred Inflows of Resources	Deferred Outflows of Resources	Deferred Inflows of Resources
Differences between expected and actual experience	$ 487	$ 2,124	$ 972	$ 1,893
Changes of assumptions	5,640	379	3,044	19,351
Net difference between projected and actual earnings on pension plan investments	-	10,690	-	4,430
Total	$6,127	$13,193	$4,016	$25,674

Amounts reported as deferred outflows of resources and deferred inflows of resources related to Laborers' pensions will be recognized in pension benefit as follows:

Years Ended December 31	
2021	$(2,125)
2022	620
2023	(3,666)
2024	(1,895)
Total	$(7,066)

Deferred Inflows Related to Changes in Proportionate Share of Contributions—For the years ended December 31, 2020 and 2019, the Sewer Fund reported pension benefit of $8.1 million $3.2 million, respectively, related to changes in proportionate share of contributions. As of December 31, 2020 and 2019, the Sewer Fund reported deferred inflows of $39.9 million and $0.3 million, respectively, and deferred outflows of $5.8 million and $10.4 million, respectively, related to changes in its proportionate share of contributions. This deferred amount will be recognized as a pension (benefit)/charge over a period of four years.

Actuarial Assumptions—The total pension liability in the December 31, 2020 and 2019, actuarial valuation was determined using the following actuarial assumptions, applied to all periods included in the measurement:

	Municipal Employees'	Laborers'
Inflation	2.50 %	2.25 %
Salary increases	3.5 %–7.75 % (a)	3.00 % (b)
Investment rate of return	7.00 % (c)	7.25 % (c)

(a) (1.50%–6.5% for 2020–2022), varying by years of service

(b) Plus a service—based increase in the first 9 years

(c) Net of investment expense

Post-retirement mortality rates were based on the RP-2014 Healthy Annuitant Mortality Table (Blue Collar mortality table for Laborers') with generational mortality improvement scales using MP-2016 for Municipal Employees' and MP-2017 for Laborers'. Pre-retirement mortality rates were based on the RP-2014 Employee Mortality Table (Blue Collar mortality table for Laborers').

The actuarial assumptions used in the December 31, 2020 valuation were adjusted based on the results of actuarial experience study for the periods:

Municipal Employees'—January 1, 2012–December 31, 2016

Laborers'—January 1, 2012–December 31, 2016

The long term expected rate of return on pension plan investments was determined using the building-block method in which best-estimate ranges of expected future real rates of return (expected returns, net of pension plan investment expense and inflation) are developed for each major asset class. These ranges are combined to produce the long-term expected rate of return by weighting the expected future real rates of return by the target asset allocation percentage and by adding expected inflation. The target allocation and best estimates of arithmetic real rates of return for each major asset class as of December 31, 2020 and 2019, are summarized in the following table:

	Target Allocation		Long-Term Expected Real Rate of Return	
2020	**Municipal Employees'**	**Laborers'**	**Municipal Employees'**	**Laborers'**
Asset class:				
Domestic equity	26.0 %	- %	7.3 %	- %
U.S. equity	-	25.0	-	5.3
Non U.S. equity	-	20.0	-	5.3
Global equity	5.0	-	7.5	-
Global low volatility equity	-	5.0	-	4.2
Infrastructure	2.0	-	7.3	-
International equity	17.0	-	7.5	-
Fixed income	25.0	20.0	2.3	(1.2)
Hedge funds	10.0	10.0	5.5	2.8
Private debt	-	3.0	-	7.4
Private equity	5.0	4.0	10.8	9.1
Real estate	10.0	10.0	6.0	3.4
Private real assets	-	3.0	-	4.9
Total	100.0 %	100.0 %		

2019	Target Allocation		Long-Term Expected Real Rate of Return	
	Municipal Employees'	Laborers'	Municipal Employees'	Laborers'
Asset class:				
Domestic equity	26.0 %	- %	5.1 %	- %
U.S. equity	-	25.0	-	5.3
Non U.S. equity	-	20.0	-	5.3
Global equity	5.0	-	5.3	-
Global low volatility equity	-	5.0	-	4.4
Infrastructure	2.0	-	5.1	-
International equity	17.0	-	5.3	-
Fixed income	25.0	20.0	0.1	(0.3)
Hedge funds	10.0	10.0	3.3	2.8
Private debt	-	3.0	-	7.6
Private equity	5.0	4.0	8.6	8.8
Real estate	10.0	10.0	3.8	3.7
Private real assets	-	3.0	-	5.1
Total	100.0 %	100.0 %		

Discount Rate

Municipal Employees'—The Single discount rate used to measure the total pension liability as of December 31, 2020 and 2019, was 7.0%. The projection of cash flows used to determine the discount rate assumed plan member contributions will be made according to the contribution rate applicable for each member's tier and that employer contributions will be made as specified by Public Act 100-0023. For this purpose, only employer contributions that are intended to fund benefits of current plan members and their beneficiaries are included. Projected employer contributions and contributions from future plan members that are intended to fund the service costs of future plan members and their beneficiaries are not included. Based on those assumptions, the pension plan's fiduciary net position was projected to be available to make all projected future benefit payments of current plan members. Therefore, the long term expected rate of return on pension plan investments was applied to all periods of projected benefit payments to determine the total pension liability.

Laborers'—A Single Discount Rate of 6.84% and 7.00% was used to measure the total pension liability as of December 31, 2020 and 2019, respectively. This Single Discount Rate was based on an expected rate of return on pension plan investments of 7.25% as of December 31, 2020 and 2019, and a municipal bond rate of 2.00% and 2.75% as of December 31, 2020 and 2019, respectively (based on the rate closest to but not later than the measurement date of the "20-Year Municipal GO AA Index" rate from Fidelity Index). The projection of cash flows used to determine this Single Discount Rate assumed that plan member contributions will be made at the current contribution rate and that employer contributions will be made at under the statutory funding policy. Based on these assumptions, the pension plan's fiduciary net position and future contributions were sufficient to finance the benefit payments through the year 2073 (for the 2020 and 2019 valuations). As a result, the long-term expected rate of return on pension plan investments was applied to projected benefit payments through the year 2073, and the municipal bond rate was applied to all benefit payments after that date.

Sensitivity of the Sewer Proportionate Share of the Net Pension Liability to Changes in the Discount Rate

Municipal Employees'—The following presents the Sewer Fund's allocated share of the net pension liability as of December 31, 2020 and 2019, calculated using the discount rate of 7.0%, as well as what the net pension liability would be if it were calculated using a discount rate that is 1 percentage point lower or 1 percentage point higher than the current rate (dollars in thousands):

Net Pension Liability December 31, 2020	1% Decrease	Current Discount Rate	1% Increase
Municipal Employees' discount rate	6.00 %	7.00 %	8.00 %
Municipal Employees' net pension liability	$286,215	$246,437	$213,378

Net Pension Liability December 31, 2019	1% Decrease	Current Discount Rate	1% Increase
Municipal Employees' discount rate	6.00 %	7.00 %	8.00 %
Municipal Employees' net pension liability	$308,585	$265,128	$229,052

Laborers'—The following presents the Sewer Fund's allocated share of the net pension liability as of December 31, 2020 and 2019, calculated using the discount rate of 6.84% and 7.00%, respectively, as well as what the net pension liability would be if it were calculated using a discount rate that is 1 percentage point lower or 1 percentage point higher than the current rate (dollars in thousands):

Net Pension Liability December 31, 2020	1% Decrease	Current Discount Rate	1% Increase
Laborers' discount rate	5.84 %	6.84 %	7.84 %
Laborers' net pension liability	$218,535	$180,018	$147,702

Net Pension Liability December 31, 2019	1% Decrease	Current Discount Rate	1% Increase
Laborers' discount rate	6.00 %	7.00 %	8.00 %
Laborers' net pension liability	$235,610	$195,045	$161,060

Pension Plan Fiduciary Net Position—Detailed information about the pension plan's fiduciary net position is available in the separately issued Pension Plan's financial reports.

7. RELATED-PARTY TRANSACTIONS

Included in operating expenses are reimbursements to the General Fund of the City and certain other funds for services provided by other City departments, employee fringe benefits, and certain payments made on behalf of the Sewer Fund. Such reimbursements amounted to $30.6 million and $56.9 million in 2020 and 2019, respectively.

8. COMMITMENTS AND CONTINGENCIES

The Sewer Fund has certain contingent liabilities resulting from litigation, claims, or commitments incident to the ordinary course of business. Management expects that final resolution of these contingencies will not have a material adverse effect on the financial position or results of operations of the Sewer Fund.

The Sewer Fund provides workers' compensation benefits and employee health benefits under self-insurance programs administered by the City and by a third-party administrator for workers' compensation. Such claims outstanding, including claims incurred but not reported, are estimated and recorded as liabilities in the basic financial statements.

Uninsured claim expenditures and liabilities are reported when it is probable that a loss has occurred and the amount of that loss can be reasonably estimated. These losses include an estimate for claims that have been incurred, but not reported. Changes in the claims liability amount for the years ended December 31, 2020 and 2019, are as follows (in thousands):

	2020	2019
Balance—January 1	$ 23,183	$ 22,550
Claims incurred on current and prior-year events	21,532	13,456
Claims paid on current and prior-year events	(13,958)	(12,823)
Balance—December 31	$ 30,757	$ 23,183

The City purchases annuity contracts from commercial insurers to satisfy certain liabilities; accordingly, no liability is reported for those claims. Property and casualty risks for the Sewer Fund are transferred to commercial insurers. Claims have not exceeded the purchased insurance coverage in the past three years.

At December 31, 2020 and 2019, the Sewer Fund entered into contracts with outstanding commitments of approximately $256.9 million and $94.3 million, respectively, for construction projects.

9. DEFERRED OUTFLOWS/INFLOWS OF RESOURCES

	2020	2019
	(In thousands)	
Deferred outflows of resources:		
Deferred outflows from pension activities	$ 8,443	$ 5,438
Changes in proportionate share of pension contribution	5,754	10,393
Unamortized deferred bond refunding costs	4,314	6,428
Total deferred outflows of resources	$ 18,511	$ 22,259
Deferred inflows of resources:		
Deferred inflows from pension activities	$(42,344)	$(90,768)
Changes in proportionate share of pension contribution	(39,860)	(324)
Total deferred inflows of resources	$(82,204)	$(91,092)

Please refer to Note 6 Pension Plans – Deferred Outflows related to activities and changes in proportionate share of contributions sections.

10. SUBSEQUENT EVENTS

The Sewer Fund has evaluated subsequent events through June 30, 2021, the date the basic financial statements were available to be issued and concluded no subsequent events have occurred that would require recognition that have not already been recognized or that require disclosure that have not already been disclosed.

* * * * * *

REQUIRED SUPPLEMENTARY INFORMATION

CITY OF CHICAGO, ILLINOIS
SEWER FUND

REQUIRED SUPPLEMENTARY INFORMATION
SCHEDULE OF CHANGES IN THE NET PENSION LIABILITY AND RELATED RATIOS
LAST SIX FISCAL YEARS
(Dollars in thousands)

Municipal Employees'	2020	2019	2018	2017	2016	2015
TOTAL PENSION LIABILITY:						
Service cost*	$ 236,302	$ 228,465	$ 223,528	$ 572,534	$ 619,743	$ 226,816
Interest	1,190,694	1,159,253	1,123,348	915,711	878,369	909,067
Benefit changes	-	-	-	-	-	2,140,009
Differences between expected and actual experience	100,938	16,676	95,540	(177,755)	(127,119)	(109,835)
Assumption changes	-	-	-	(7,431,191)	(578,920)	8,711,755
Benefit payments including refunds	(973,478)	(952,652)	(916,198)	(888,174)	(859,672)	(826,036)
Net change in total pension liability	554,456	451,742	526,218	(7,008,875)	(67,599)	11,051,776
Total pension liability—beginning	17,260,356	16,808,614	16,282,396	23,291,271	23,358,870	12,307,094
Total pension liability—ending [(a)]	17,814,812	17,260,356	16,808,614	16,282,396	23,291,271	23,358,870
PLAN FIDUCIARY NET POSITION:						
Contributions—employer	496,992	418,269	349,574	261,764	149,718	149,225
Contributions—employee	157,798	146,645	138,400	134,765	130,391	131,428
Net investment income (loss)	335,403	560,940	(204,975)	610,515	281,419	114,025
Benefit payments including refunds of employee contribution	(973,478)	(952,652)	(916,198)	(888,174)	(859,672)	(826,036)
Administrative expenses	(7,118)	(6,740)	(6,639)	(6,473)	(7,056)	(6,701)
Other	-	-	-	5,394	-	-
Net change in plan fiduciary net position	9,597	166,462	(639,838)	117,791	(305,200)	(438,059)
Plan fiduciary net position—beginning	4,080,642	3,914,180	4,554,018	4,436,227	4,741,427	5,179,486
Plan fiduciary net position—ending [(b)]	4,090,239	4,080,642	3,914,180	4,554,018	4,436,227	4,741,427
NET PENSION LIABILITY—Ending [(a)-(b)]	$ 13,724,573	$ 13,179,714	$ 12,894,434	$ 11,728,378	$ 18,855,044	$ 18,617,443
PLAN FIDUCIARY NET POSITION AS A PERCENTAGE OF THE TOTAL PENSION LIABILITY	22.96 %	23.64 %	23.29 %	27.97 %	19.05 %	20.30 %
ALLOCATED COVERED PAYROLL **	$ 33,432	$ 36,266	$ 35,136	$ 34,446	$ 32,293	$ 32,146
EMPLOYER'S NET PENSION LIABILITY AS A PERCENTAGE OF ALLOCATED COVERED-EMPLOYEE PAYROLL	737.13 %	731.07 %	743.37 %	695.41 %	1,144.85 %	1,132.81 %
ALLOCATED NET PENSION LIABILITY	$ 246,437	$ 265,128	$ 261,188	$ 239,542	$ 369,711	$ 364,150
ALLOCATED PERCENTAGE	1.80 %	2.01 %	2.03 %	2.04 %	1.96 %	1.96 %

* Includes pension plan administrative expense

** Allocated covered payroll is the amount in force as of the actuarial valuation date and likely differs from actual payroll during fiscal year

***The Schedule of contribution amounts are presented City-wide, as the statutory requirement for contribution is for the City of Chicago and not the individual Enterprise Fund.

Note: Beginning with fiscal year 2015, the City will accumulate ten years of data.

(Continued)

CITY OF CHICAGO, ILLINOIS
SEWER FUND

REQUIRED SUPPLEMENTARY INFORMATION
SCHEDULE OF CHANGES IN THE NET PENSION LIABILITY AND RELATED RATIOS
LAST SIX FISCAL YEARS
(Dollars in thousands)

Laborers'	2020	2019	2018	2017	2016	2015
TOTAL PENSION LIABILITY:						
Service cost *	$ 39,216	$ 38,522	$ 40,801	$ 80,232	$ 82,960	$ 38,389
Interest	191,099	188,347	183,135	154,047	150,166	153,812
Benefit changes		-	-	150	-	384,033
Differences between expected and actual experience	(18,992)	(8,820)	15,143	(62,178)	(30,428)	(46,085)
Assumption changes	44,034	32,846	(11,788)	(1,074,754)	(62,905)	1,175,935
Benefit payments including refunds	(169,056)	(164,959)	(160,061)	(157,050)	(154,683)	(152,530)
Pension plan administrative expense	(3,616)	(3,691)	(3,933)	(3,985)	(4,080)	(3,844)
Net change in total pension liability	82,685	82,245	63,297	(1,063,538)	(18,970)	1,549,710
Total pension liability—beginning	2,775,649	2,693,404	2,630,107	3,693,645	3,712,615	2,162,905
Total pension liability—ending [a]	2,858,334	2,775,649	2,693,404	2,630,107	3,693,645	3,712,615
PLAN FIDUCIARY NET POSITION:						
Contributions—employer	73,744	59,346	47,844	35,457	12,603	12,412
Contributions—employee	18,064	18,143	17,837	17,411	17,246	16,844
Net investment income (loss)	163,057	184,027	(75,219)	207,981	57,997	(22,318)
Benefit payments including refunds of employee contribution	(169,056)	(164,959)	(160,061)	(157,050)	(154,683)	(152,530)
Administrative expenses	(3,616)	(3,691)	(3,933)	(3,985)	(4,080)	(3,844)
Other		-	661	-	-	-
Net change in plan fiduciary net position	82,193	92,866	(172,871)	99,814	(70,917)	(149,436)
Plan fiduciary net position—beginning	1,187,549	1,094,683	1,267,554	1,167,740	1,238,657	1,388,093
Plan fiduciary net position—ending [b]	1,269,742	1,187,549	1,094,683	1,267,554	1,167,740	1,238,657
NET PENSION LIABILITY—Ending [a] - [b]	$ 1,588,592	$ 1,588,100	$ 1,598,721	$ 1,362,553	$ 2,525,905	$ 2,473,958
PLAN FIDUCIARY NET POSITION AS A PERCENTAGE OF THE TOTAL PENSION LIABILITY	44.42 %	42.78 %	40.64 %	48.19 %	31.61 %	33.36 %
ALLOCATED COVERED PAYROLL **	$ 23,479	$ 25,989	$ 25,462	$ 23,415	$ 24,328	$ 24,808
EMPLOYER'S NET PENSION LIABILITY AS A PERCENTAGE OF ALLOCATED COVERED PAYROLL	766.71 %	750.49 %	755.96 %	653.68 %	1,213.47 %	1,208.15 %
ALLOCATED NET PENSION LIABILITY	$ 180,018	$ 195,045	$ 192,479	$ 153,060	$ 295,214	$ 299,722
ALLOCATED PERCENTAGE	11.33 %	12.28 %	12.04 %	11.23 %	11.69 %	12.22 %

* Includes pension plan administrative expense.

** Allocated Covered payroll is the amount in force as of the actuarial valuation date and likely differs from actual payroll during fiscal year

***The Schedule of contribution amounts are presented City-wide, as the statutory requirement for contribution is for the City of Chicago and not the individual Enterprise Fund.

Note: Beginning with fiscal year 2015, the City will accumulate ten years of data.

(Concluded)

CITY OF CHICAGO, ILLINOIS
SEWER FUND

REQUIRED SUPPLEMENTARY INFORMATION
SCHEDULE OF CONTRIBUTIONS
LAST TEN YEARS
(Dollars in thousands)

Municipal Employees'

Years Ended December 31	Actuarially Determined Contributions	Contributions in Relation to the Actuarially Determined Contribution	Contribution Deficiency	Covered Payroll*	Contributions as a percentage of Covered Payroll
2011	$ 611,756	$147,009	$464,747	$1,605,993	9.15 %
2012	690,823	148,859	541,964	1,590,794	9.36
2013	820,023	148,197	671,826	1,580,289	9.38
2014	839,039	149,747	689,292	1,602,978	9.34
2015	677,200	149,225	527,975	1,643,481	9.08
2016	961,770	149,718	812,052	1,646,939	9.09
2017	1,005,457	261,764	743,693	1,686,533	15.52
2018	1,049,916	349,574	700,342	1,734,596	20.15
2019	1,117,388	418,269	699,119	1,802,790	23.20
2020	1,167,154	496,992	670,162	1,861,905	26.69

* Covered payroll is the amount in force as of the actuarial valuation date and likely differs from actual payroll paid during fiscal year.

The Schedule of contribution amounts are presented City-wide, as the statutory requirement for contribution is for the City of Chicago and not the individual Enterprise Fund.

Laborers'

Years Ended December 31	Actuarially Determined Contributions*	Contributions in Relation to the Actuarially Determined Contribution	Contribution Deficiency	Covered Payroll**	Contributions as a percentage of Covered Payroll
2011	$ 57,259	$ 12,779	$ 44,480	$ 195,238	6.55 %
2012	77,566	11,853	65,713	198,790	5.96
2013	106,199	11,583	94,616	200,352	5.78
2014	106,019	12,161	93,858	202,673	6.00
2015	79,851	12,412	67,439	204,773	6.06
2016	117,033	12,603	104,430	208,155	6.05
2017	124,226	35,457	88,769	208,442	17.01
2018	129,247	47,844	81,403	211,482	22.62
2019	148,410	59,346	89,064	211,608	28.05
2020	155,794	73,744	82,050	207,195	35.59

* The LABF Statutory Funding does not conform to Actuarial Standards of Practice, therefore, the actuarially determined contribution is equal to the normal cost plus an amount to amortize the unfunded liability using dollar payments and a 30 year open amortization period.

** Covered payroll is the amount in force as of the actuarial valuation date and likely differs from actual payroll paid during fiscal year.

The Schedule of contribution amounts are presented City-wide, as the statutory requirement for contribution is for the City of Chicago and not the individual Enterprise Fund.

(Continued)

CITY OF CHICAGO, ILLINOIS
SEWER FUND

REQUIRED SUPPLEMENTARY INFORMATION
SCHEDULE OF CONTRIBUTIONS

Actuarial Methods and Assumptions	Municipal Employees'	Laborers'
Actuarial valuation date	December 31, 2020 (a)	December 31, 2020 (b)
Actuarial cost method	Entry age normal	Entry age normal
Asset valuation method	5-yr. Smoothed Market	5-yr. Smoothed Market
Actuarial assumptions:		
Inflation	2.50 %	2.25 %
Salary increases	3.50 %–7.75 % (c)	3.00 % (d)
Investment rate of return	7.0 % (e)	7.25 % (f)
Retirement age	(g)	(h)
Mortality	(i)	(j)
Other information	(k)	(l)

(a) Actuarially determined contribution amount is determined as of December 31, with appropriate interest to the end of the year.

(b) Actuarially determined contribution rates are calculated as of December 31, which is 12 months prior to the end of the fiscal year in which contributions are reported.

(c) (1.50%–6.50% for 2021–2023), varying by years of service.

(d) Plus a service-based increase consistent with bargaining contracts.

(e) Net of investment expense.

(f) Net of investment expense, including inflation.

(g) For employees first hired prior to January 1, 2011, rates of retirement are based on the recent experience of the Fund (effective December 31, 2017).
For employees first hired on or after January 1, 2011 and before July 6, 2017, rates of retirement for each age from 62 to 80 were used (effective December 31, 2011).
For employees first hired on or after July 6, 2017, rates of retirement for each age from 60 to 80 were used (effective December 31, 2018).

(h) Experience-based table of rates that are specific to the type of eligibility condition. Last updated for the December 31, 2020, actuarial pursuant to an experience study of the period January 1, 2012 through December 31, 2016.

(i) Post-retirement mortality rates were based on the RP-2014 Healthy Annuitant Mortality Tables, set forward two years for males and one year for females, and projected generationally using scale MP-2016. Pre-retirement mortality rates, was based on 120% of the RP-2014 Employee Mortality Tables projected generationally using scale MP-2016.

(j) Post Retirement Mortality: Scaling factors of 117% for males, and 102% for females of the RP-2014 Blue Collar Healthy Annuitant mortality table, sex distinct, with generational mortality improvement using MP-2017 2-dimensional mortality improvement scales. No adjustment is made for post-disabled mortality.
Pre Retirement Mortality: Scaling factors of 109% for males, and 103% for females of the RP-2014 Blue Collar mortality table, sex distinct, with generational mortality improvement using MP-2017 2-dimensional mortality improvement scales.

(k) Other Assumptions: Same as those used in December 31, 2020, actuarial funding valuations.

(l) The actuarial valuation is based on the statutes in effect as of December 31, 2020.

(Concluded)

PART III

STATISTICAL SECTION
(UNAUDITED)

STATISTICAL DATA (UNAUDITED)

The statistical data section includes selected financial and operating information, generally presented on a multiyear basis. The statistical section information is presented in five categories: financial trends, revenue capacity, debt capacity, operating information, and demographic and economic information. Schedules in the statistical section are the following:

Financial Trends—These schedules contain trend information to help the reader understand how the Sewer Fund's financial performance and well-being have changed over time.

Revenue Capacity—These schedules contain information to help the reader assess the Sewer Fund's most significant revenue source and sewer sales charge.

Debt Capacity—These schedules present information to help the reader assess the affordability of the Sewer Fund's current levels of outstanding debt and the Sewer Fund's ability to issue additional debt in the future.

Operating Information—These schedules contain service and infrastructure data to help the reader understand how the information in the Sewer Fund's financial report relates to the services the Sewer Fund provides and the activities it performs.

Demographic and Economic Information—These schedules offer demographic and economic indicators to help the reader understand the environment within which the City's financial activities take place.

CITY OF CHICAGO, ILLINOIS
SEWER FUND

STATISTICAL DATA
NET POSITION BY COMPONENT
TEN YEARS ENDED DECEMBER 31, 2011–2020 (UNAUDITED)
(In thousands)

	2011	2012	2013	2014	2015	2016	2017	2018	2019	2020
NET POSITION:										
Net investment in capital assets	$ 448,720	$ 448,414	$ 481,946	$ 520,627	$ 559,715	$ 648,644	$ 735,564	$ 827,773	$ 862,065	$ 931,047
Restricted for capital projects	24,610	50,014	73,858	111,333	116,107	117,295	116,376	115,576	139,618	205,696
Unrestricted	25,588	60,436	78,509	102,794	(299,584)	(353,467)	(364,239)	(358,293)	(324,272)	(363,033)
TOTAL	$ 498,918	$ 558,864	$ 634,313 *	$ 734,754	$ 376,238	$ 412,472 **	$ 487,701	$ 585,056	$ 677,411	$ 773,710

* Amounts were restated due to the implementation of GASB 65.

** Amounts were restated due to the implementation of GASB 68.

CITY OF CHICAGO, ILLINOIS
SEWER FUND

STATISTICAL DATA
CHANGES IN NET POSITION
TEN YEARS ENDED DECEMBER 31, 2011–2020 (UNAUDITED)
(In thousands)

	2011	2012	2013	2014	2015	2016	2017	2018	2019	2020
OPERATING INCOME:										
Operating revenues	$ 203,349	$ 253,912	$ 279,829	$ 322,228	$ 375,877	$ 368,966	$ 357,623	$ 369,703	$ 351,076	$ 333,959
Operating expenses	113,930	113,575	109,333	119,279	310,689	227,932	163,517	155,825	137,408	119,513
Depreciation and amortization	25,074	27,187	31,280	36,701	40,444	40,734	48,171	48,504	52,933	53,140
Total operating income	64,345	113,150	139,216	166,248	24,744	100,300	145,935	165,374	160,735	161,306
NONOPERATING EXPENSES—Net	(51,793)	(55,704)	(66,267)	(65,807)	(149,978)	(80,705)	(77,125)	(70,293)	(68,375)	(68,338)
INCOME (LOSS) BEFORE CAPITAL GRANTS	12,552	57,446	72,949	100,441	(125,234)	19,595	68,810	95,081	92,360	92,968
CAPITAL GRANTS	1,864	2,500	2,500	-	-	16,639	6,419	2,274	(5)	3,331
CHANGE IN NET POSITION	$ 14,416	$ 59,946	$ 75,449 *	$ 100,441	$ (125,234)	$ 36,234 **	$ 75,229	$ 97,355	$ 92,355	$ 96,299

* Amounts were restated due to the implementation of GASB 65.

** Amounts were restated due to the implementation of GASB 68.

CITY OF CHICAGO, ILLINOIS
SEWER FUND

STATISTICAL DATA
HISTORICAL FINANCIAL OPERATIONS
TEN YEARS ENDED DECEMBER 31, 2011–2020 (UNAUDITED)
(In thousands)

	2011	2012	2013	2014	2015	2016	2017	2018	2019	2020
OPERATING REVENUES:										
Sewer sales	$202,323	$252,943	$291,110	$337,657	$390,924	$384,140	$377,286	$380,822	$373,902	$356,267
Less provision for bad debt	-	-	(12,461)	(16,557)	(16,154)	(16,320)	(20,813)	(12,611)	(23,849)	(22,792)
Other operating revenue	1,026	969	1,180	1,128	1,107	1,146	1,150	1,492	1,023	484
Total operating revenues	203,349	253,912	279,829	322,228	375,877	368,966	357,623	369,703	351,076	333,959
OPERATING EXPENSES:										
Repairs	38,805	35,708	38,910	40,435	42,131	36,408	41,881	43,654	41,614	47,398
Maintenance	23,655	21,819	23,004	24,374	25,322	21,941	24,660	24,909	22,958	24,405
Administrative and general	18,802	21,254	12,008	14,394	12,337	11,801	12,591	13,472	12,367	12,320
General Fund reimbursements [1]	29,124	31,709	32,144	36,740	227,600	155,624	81,919	70,126	56,954	30,614
Engineering	3,544	3,085	3,267	3,336	3,299	2,158	2,466	3,664	3,515	4,776
Total operating expenses	113,930	113,575	109,333	119,279	310,689	227,932	163,517	155,825	137,408	119,513
NONOPERATING REVENUES	2,870	867	(2,754)	3,813	3,921	1,137	4,354	7,446	11,737	12,128
NET REVENUES—As defined	$ 92,289	$141,204	$167,742	$206,762	$ 69,109	$142,171	$198,460	$221,324	$225,405	$226,574

Source: City of Chicago Comptroller's Office.

Note 1:

[1] Of the $(23.9) million of pension expense for 2020, $17.1 million is the portion of the City's pension contribution payable in 2020 to the pension funds and allocable to the Sewer Fund. The remaining portion of the pension expense for 2020 (i.e. $(41.0) million) is recognized on the income statement of the Sewer Fund for 2020 pursuant to GASB 68. Accordingly, that portion is not included in Operating Expenses for purposes of calculation of the debt service coverage ratio.

CITY OF CHICAGO, ILLINOIS
SEWER FUND

STATISTICAL DATA
FIVE LARGEST CUSTOMERS (UNAUDITED)
(In thousands)

	Amount of Sales									
	2011	2012	2013	2014	2015	2016	2017	2018	2019	2020
Department of Aviation	$ 1,593	$ 1,927	$ 2,165	$ 1,857	$ 3,634	$ 4,498	$ 4,025	$ 4,504	$ 5,198	$ 3,138
Humboldt Park	1,842	1,179	1,393	1,307	-	-	759	-	-	-
WR Grace and Company	-	-	-	-	-	-	-	589	-	1,314
Calumet Park	316	-	635	652	-	-	-	-	-	-
CPD—Lincoln Park	310	745	1,418	-	1,344	1,267	1,325	675	771	1,169
Cook County Sheriff	-	-	1,141	-	-	846	-	-	-	-
University of Chicago—HCC	339	1,428	-	-	-	-	-	-	-	-
Uniquema	-	-	-	680	551	-	-	-	622	590
Ford Motor Co	-	-	-	695	928	912	995	1,311	1,304	1,499
University of Illinois at Chicago	-	1,647	-	-	834	-	-	-	-	-
Hometown	-	-	-	-	-	546	551	560	567	-
	$ 4,400	$ 6,926	$ 6,752	$ 5,191	$ 7,291	$ 8,069	$ 7,655	$ 7,639	$ 8,462	$ 7,710

CITY OF CHICAGO, ILLINOIS
SEWER FUND

STATISTICAL DATA
CUSTOMERS BY COMPONENT (UNAUDITED)
(In thousands)

	Amount of Sales									
	2011	2012	2013	2014	2015	2016	2017	2018	2019	2020
Residential	$ 139,598	$ 178,399	$ 195,542	$ 233,830	$ 266,878	$ 246,997	$ 242,899	$ 248,622	$ 243,311	$ 242,255
Industrial/ commercial	50,915	57,598	74,696	82,811	95,473	109,655	99,620	98,054	93,167	84,473
Governmental	12,836	17,915	22,052	22,318	29,680	28,634	35,917	35,638	38,447	30,023
	$ 203,349	$ 253,912	$ 292,290	$ 338,959	$ 392,031	$ 385,286	$ 378,436	$ 382,314	$ 374,925	$ 356,751

CITY OF CHICAGO, ILLINOIS
SEWER FUND

STATISTICAL DATA
RECENT SEWER SERVICE RATES
(Unaudited)

Effective Date	Gross Water Rate per 1,000 Gallons	Gross Water Rate per 1,000 Cubic Feet	Sewer Rate Percent of Water Bill	Per 1000 Cubic Feet
January 1, 2010	$ 2.01	$ 15.00	86 %	13
January 1, 2011	2.01	15.00	86	13
January 1, 2012	2.51	18.75	89	17
January 1, 2013	2.88	21.56	92	20
January 1, 2014	3.31	24.80	96	24
January 1, 2015	3.81	28.52	100	29
January 1, 2016	3.81	28.52	100	29
June 1, 2017	3.88	29.04	100	29
June 1, 2018	3.95	29.49	100	29
June 1, 2019	3.98	29.73	100	30
June 1, 2020	4.08	30.46	100	30

Source: City of Chicago Department of Water Management.

CITY OF CHICAGO, ILLINOIS
SEWER FUND

STATISTICAL DATA
SEWER SYSTEM ACCOUNTS
TEN YEARS ENDED DECEMBER 31, 2011–2020
(Unaudited)

Years Ended December 31	Water Accounts				Sewer Accounts
	Non-Metered	Metered	Total	Exempt	
2011	304,519	192,304	496,823	65,903	430,920
2012	290,863	205,097	495,960	61,502	434,458
2013	273,426	220,759	494,185	62,393	431,792
2014	250,304	241,304	491,608	62,856	428,752
2015	227,801	266,284	494,085	64,781	429,304
2016	206,913	287,351	494,264	67,130	427,134
2017	190,276	303,877	494,153	66,995	427,158
2018	180,608	313,758	494,366	66,982	427,384
2019	178,348	316,262	494,610	66,889	427,721
2020	177,641	316,783	494,424	63,608	430,816

Source: City of Chicago Department of Water Management.

CITY OF CHICAGO, ILLINOIS
SEWER FUND

STATISTICAL DATA
REVENUE BOND COVERAGE
TEN YEARS ENDED DECEMBER 31, 2011–2020 (UNAUDITED)
(In thousands)

Combined Senior Lien and Second Lien Debt Service Calculation	2011	2012	2013	2014	2015	2016	2017	2018	2019	2020
REVENUES AVAILABLE FOR BONDS:										
Net revenues – as defined	$ 92,289	$ 141,204	$ 167,742	$ 206,762	$ 69,109	$ 142,171	$ 198,460	$ 221,324	$ 225,405	$ 226,574
Pension expense other than contribution (Note 1)	-	-	-	-	183,165	100,447	24,921	6,191	(12,572)	(40,972)
Transfer to sewer rate stabilization account	-	5,000	3,000	-	-	-	1,281	-	-	-
Other available funds (Note 2)	17,755	19,215	65,298	103,864	108,498	133,501	200,990	221,509	234,799	255,980
Net revenues available for bonds	110,044	155,419	230,040	310,626	360,772	376,119	423,090	449,024	447,632	441,582
PRIOR LIEN DEBT SERVICE REQUIREMENT	-	-	-	-	-	-	-	-	-	-
NET REVENUES AVAILABLE FOR BONDS	110,044	155,419	230,040	310,626	360,772	376,119	423,090	449,024	447,632	441,582
DEBT SERVICE REQUIREMENTS:										
Senior lien debt service requirement	15,287	9,231	-	-	-	-	-	-	10,525	13,654
Senior lien debt service coverage (1.15 required)	7	17	-	-	-	-	-	-	42.53	32.34
DEBT SERVICE REQUIREMENTS:										
2000 second lien bonds	-	-	-	-	-	-	-	-	-	-
2001 second lien bonds	6,920	5,036	6,923	6,935	6,942	6,947	6,951	6,957	6,964	2,304
2001A second lien bonds	2,055	1,886	-	-	-	-	-	-	-	-
2004A and B second lien bonds	17,448	17,301	26,910	27,102	27,242	-	-	-	-	-
2006A and B second lien bonds	8,765	15,184	15,201	15,210	12,358	12,364	2,734	-	-	-
2008A second lien bonds	11,537	11,537	8,650	11,536	11,534	11,535	8,031	4,421	4,448	-
2008C second lien bonds	485	2,732	2,786	3,348	14,725	31,907	31,809	32,023	24,375	30,775
IEPA Loans	383	665	866	2,916	3,309	4,934	10,612	12,933	18,117	21,727
2010A & B second lien bonds	19,332	21,036	21,039	21,054	21,627	21,646	21,654	21,785	17,245	17,250
2012A & B second lien bonds	-	-	17,485	17,486	17,483	17,485	17,480	17,482	17,477	17,482
2014 second lien bonds	-	-	-	3,292	19,127	19,180	19,188	19,192	19,192	19,215
2015 second lien bonds	-	-	-	-	-	-	6,902	6,849	6,810	7,012
2017A & B second lien bonds	-	-	-	-	-	-	16,751	25,634	28,045	29,484
Second lien debt service requirement	66,925	75,377	99,860	108,877	134,347	125,999	142,112	147,276	142,673	145,249
COMBINED SENIOR AND SECOND LIEN DEBT SERVICE REQUIREMENTS	$ 82,212	$ 84,608	$ 99,860	$ 108,877	$ 134,347	$ 125,999	$ 142,112	$ 147,276	$ 153,198	$ 158,903
COMBINED SENIOR AND SECOND LIEN DEBT SERVICE COVERAGE (1.15 REQUIRED)	1.34	1.84	2.30	2.85	2.69	2.99	2.98	3.05	2.92	2.78
SEWER RATE STABILIZATION ACCOUNT YEAR-END BALANCE	$ 25,701	$ 29,629	$ 32,629	$ 32,629	$ 32,629	$ 32,629	$ 32,196	$ 36,902	$ 36,902	$ 40,814
Total population served	2,695,598	2,695,598	2,695,598	2,695,598	2,695,598	2,695,598	2,695,598	2,695,598	2,695,598	2,695,598
Total revenue bonds and notes	$ 1,112,089	$ 1,363,774	$ 1,369,459	$ 1,638,935	$ 1,686,178	$ 1,692,820	$ 1,861,381	$ 1,893,561	$ 1,895,495	$ 1,953,134
Total debt per customer served	$ 413	$ 506	$ 508	$ 608	$ 626	$ 628	$ 691	$ 702	$ 703	$ 725

Source: City of Chicago Comptroller's Office

Note:

(1) Of the $(23.9) million of pension expense for 2020, $17.1 million is the portion of the City's pension contribution payable in 2020 to the pension funds and allocable to the Sewer Fund. The remaining portion of the pension expense for 2020 (i.e. $(41.0) million) is recognized on the income statement of the Sewer Fund for 2020 pursuant to GASB 68 but is not due and payable by the City during 2020; accordingly, that portion is not included in Operating Expenses for purposes of calculation of the debt service coverage ratio.

(2) As provided in the Ordinance, Gross Revenues remaining in any period after providing sufficient funds for Operations and Maintenance Costs, for paying required debt service on all bonds and notes secured by Sewer System revenues, for paying any required amounts into any other accounts established for any bonds or notes secured by Sewer System revenues and to make any deposits into the Sewer Rate Stabilization Account ("Other Available Funds"), can be applied to debt service for any future period.

CITY OF CHICAGO, ILLINOIS
SEWER FUND

STATISTICAL DATA
LONG-TERM DEBT
TEN YEARS ENDED DECEMBER 31, 2011–2020 (UNAUDITED)
(In thousands)

	2011	2012	2013	2014	2015	2016	2017	2018	2019	2020
First lien	$ 57,988	$ 43,928	$ 35,168	$ 35,168	$ 35,168	$ 35,168	$ 35,168	$ 35,168	$ 35,168	$ 31,792
Second lien	1,041,436	1,290,296	1,284,355	1,541,690	1,592,010	1,548,696	1,660,490	1,527,810	1,562,610	1,518,165
Subordinate lien—IEPA loan	12,665	29,550	49,936	62,077	59,000	108,956	165,723	330,583	297,717	403,177
Total revenue bonds and notes	1,112,089	1,363,774	1,369,459	1,638,935	1,686,178	1,692,820	1,861,381	1,893,561	1,895,495	1,953,134
Unamortized premium (discount)	16,142	37,701	34,707	61,306	83,551	77,642	113,074	104,893	97,004	89,361
Unamortized deferred loss	(32,276)	-	-	-	-	-	-	-	-	-
Accretion of Series 1998 CAB	37,242	41,151	45,272	49,615	54,194	59,018	64,105	69,465	75,114	73,356
Sub-total	21,108	78,852	79,979	110,921	137,745	136,660	177,179	174,358	172,118	162,717
Total revenue bonds payable—net of unamortized premium (discount)	$1,133,197	$1,442,626	$1,449,438	$1,749,856	$1,823,923	$1,829,480	$2,038,560	$2,067,919	$2,067,613	$2,115,851

The Sewer Fund intends to provide ten years of information as it becomes available.

CITY OF CHICAGO, ILLINOIS
SEWER FUND

STATISTICAL DATA
CAPITAL IMPROVEMENT PROGRAM
2021–2025 (UNAUDITED)
(In thousands)

Years	Amount
2021	$ 229,309
2022	236,664
2023	224,763
2024	228,085
2025	230,438
Total	$1,149,259

Note: The information presented in the table above reflects the Sewer Fund's expected allocation of resources to various projects, but does not necessarily represent an expectation of actual cash expenditures for these projects.

Source: City of Chicago Department of Water Management.

CITY OF CHICAGO, ILLINOIS
SEWER FUND

STATISTICAL DATA
FULL-TIME EQUIVALENT SEWER FUND EMPLOYEES BY FUNCTION
TEN YEARS ENDED DECEMBER 31, 2011–2020
(Unaudited)

Function	2011	2012	2013	2014	2015	2016	2017	2018	2019	2020
Agency management	5	4	4	4	4	4	4	5	5	4
Capital design and construction services	23	23	24	26	24	24	25	26	26	27
Inspection services	18	18	18	16	18	24	24	24	24	24
System installation	8	8	8	8	9	9	8	8	8	8
System maintenance and evaluations	521	523	523	521	521	515	426	412	412	368
Communications and coordination	26	17	16	16	15	15	13	13	13	8
	601	593	593	591	591	591	500	488	488	439

The Sewer Fund intends to provide ten years of information as it becomes available.

Source: City of Chicago's 2020, 2019, 2018, 2017, 2016, 2015, 2014, 2013, 2012, 2011, Program and Budget Summary.

Note: Schedule includes only Department of Water Management employees.

CITY OF CHICAGO, ILLINOIS
SEWER FUND

STATISTICAL DATA
OPERATING INDICATORS BY FUNCTION
(Unaudited)

	2018	2019	2020
Catch basins repaired	2,872	2,686	1,742

CITY OF CHICAGO, ILLINOIS
SEWER FUND

STATISTICAL DATA
CAPITAL ASSET STATISTICS BY FUNCTION (UNAUDITED)
(In miles)

	2018	2019	2020
Sewers lined	44.5	64.6	30.7
New construction	21.8	26.5	17.8

CITY OF CHICAGO, ILLINOIS
SEWER FUND

STATISTICAL DATA
POPULATION OF SERVICE AREA
LAST FIVE CENSUS PERIODS
(Unaudited)

Years	Population
1970	3,369,357
1980	3,005,072
1990	2,783,726
2000	2,896,016
2010	2,695,598
2020	2,695,598

Source: U.S. Department of Commerce—Census Bureau.

CITY OF CHICAGO, ILLINOIS
SEWER FUND

STATISTICAL DATA
PRINCIPAL EMPLOYERS (NONGOVERNMENT)
CURRENT YEAR AND NINE YEARS AGO
(Unaudited)

	2020 [1]			2011 [1]		
Employer	Number of Employees	Rank	Percentage of Total City Employment	Number of Employees	Rank	Percentage of Total City Employment
Advocate Aurora Health Care	26,335	1	2.26 %			%
Northwestern Memorial Healthcare	21,999	2	1.89			
University of Chicago	18,732	3	1.61			
Walmart Inc	16,711	4	1.43			
Amazon.Com, Inc.	16,610	5	1.43			
Amita Health	14,282	6	1.23			
JPMorgan Chase & Co (4)	13,750	7	1.18	7,993	1	0.77%
Walgreen Boots Alliance Inc.	13,377	8	1.15	4,429	7	0.43
United Continental Holdings Inc. (5)	11,059	9	0.95	6,366	2	0.62
Jewel-Osco	10,754	10	0.92	4,799	5	0.46
Northern Trust				5,485	3	0.53
Bank of America NT & SA (7)				4,557	6	0.44
Accenture LLP				5,014	4	0.48
CVS Corporation				4,159	8	0.40
ABM Janitorial Midwest, INC				3,629	9	0.35
Ford Motor Company				3,410	10	0.33

NOTES:

[1] Source: Reprinted with permission from the February 22, 2021 issue of Crain's Chicago Business.
© 2021 Crain Communications Inc. All Rights Reserved.

[2] Source: Bureau of Labor Statistics data used in calculation of Total City Employment.

[3] Source: City of Chicago, Department of Revenue, Employer's Expense Tax Returns.
Prior to 2014, the source for information was the City of Chicago, Bureau of Revenue Tax-Division report which is no longer available.

[4] Source: United Continental Holdings Inc. formerly known as United Airlines.ent.

[5] JP Morgan & Co. formerly know as J.P. Morgan Chase.

[6] Jewel-Osco formerly know as Jewel food Stores, Inc.

[7] Bank of America NT & SA formerly known as Bank of America NT.

CITY OF CHICAGO, ILLINOIS
SEWER FUND

STATISTICAL DATA
POPULATION AND INCOME STATISTICS
(Unaudited)

Year	Population [1]	Median Age [2]	Number of Households [2]	City Employment	Unemployment Rate [3]	Per Capita Income [4]	Total Income
2011	2,695,598	33.2	1,048,222	1,120,402	9.3	$45,977	$123,935,509,246
2012	2,695,598	33.0	1,030,746	1,144,896	8.9	48,305	130,210,861,390
2013	2,695,598	33.5	1,062,029	1,153,725	8.3	49,071	132,275,689,458
2014	2,695,598	33.9	1,031,672	1,264,234	5.7	50,690	136,639,862,620
2015	2,695,598	34.2	1,053,229	1,273,727	5.7	53,886	145,254,993,828
2016	2,695,598	34.4	1,053,986	1,282,117	5.4	55,621	149,931,856,358
2017	2,695,598	34.6	1,047,695	1,289,325	5.4	58,315	157,193,797,370
2018	2,695,598	34.9	1,077,886	1,288,755	4.0	61,089	164,671,386,222
2019	2,695,598	35.2	1,080,345	1,286,484	3.2	65,306	176,038,722,988
2020	2,695,598	N/A (5)	N/A (5)	1,165,441	8.2	N/A (5)	N/A (5)

Notes:

[1] Source: U.S. Census Bureau.

[2] Source: U. S. Census Bureau—American Community Survey data estimates. Data not available for 2020

[3] Source: Bureau of Labor Statistics 2020, Unemployment rate for Chicago-Naperville-Illinois Metropolitan Area.

[4] Source: U.S. Department of Commerce, Bureau of Economic Analysis, Per Capita Personal Income for Chicago-Naperville-Illinois Metropolitan Area.

[5] N/A means not available at time of publication.

EXHIBIT 2.Y

INTERGOVERNMENTAL AGREEMENT

This Intergovernmental Agreement is made as of the date last executed below (the "Agreement"), by and between the City of Chicago, an Illinois municipal corporation (the "City"), and the Board of Education of the City of Chicago, an Illinois body corporate and politic (the "Board of Education").

Recitals

WHEREAS, the Municipal Employees' Annuity and Benefit Fund of Chicago (the "Fund") is a pension fund established and operated pursuant to Article 8 of the Illinois Pension Code (40 ILCS 5/8-101 et seq.) (the "Code"); and

WHEREAS, pursuant to the Code, certain employees and retired employees of the City ("City Employees") and certain employees and retired employees of the Board of Education ("Board of Education Employees"), among others, are entitled to be paid certain annuities and benefits by the Fund; and

WHEREAS, according to the Code, the Fund is to be funded, in part, by contributions from the City; and

WHEREAS, the Board of Education desires to reimburse the City a share of the amount of the City's required contribution under Section 5/8-173 of the Code attributable to the annuities and benefits for Board of Education Employees; and

WHEREAS, the execution of this Agreement by the City is authorized by Article VI of the City's 2020 Annual Revenue Ordinance, which was adopted on November 26, 2019 and published at pages 11514-11546 of the Journal of Proceedings of the City Council of such date (the "City Authorization"); and

WHEREAS, execution of this Agreement by the Board of Education is authorized by the Board Report cited on the signature page hereto;

NOW THEREFORE, in consideration of the mutual promises and the terms and conditions set forth herein, the City and the Board of Education do hereby agree as follows:

1. The recitals set forth above are incorporated by reference as if fully set forth herein.

2. The Board of Education hereby agrees that it shall pay the City not later than August 29, 2020, $60 Million for the City's fiscal year 2020.

3. This Agreement will renew annually, but not past calendar year 2059, on the same terms and conditions contained herein subject to written approval by the parties' authorized representatives.

4. The City and the Board of Education agree to cooperate in the implementation of this Agreement.

5. Each party to this Agreement hereby acknowledges that, in accordance with 105 ILCS 5/34-13.1, the Inspector General of the Board of Education of the City of Chicago ("CPS IG") has the authority to conduct certain investigations and that the CPS IG shall have access to all information and personnel necessary to conduct those investigations.

6. Each party acknowledges that this Agreement and all documents submitted to the parties related to this Agreement are a matter of public record and are subject to the Illinois Freedom of Information Act, 5 ILCS 140/1, et seq., and any other comparable state and federal laws, and that this Agreement is subject to reporting requirements under 105 ILCS 5/10-20.44.

7. The City and the Board of Education are and shall remain in compliance with all applicable federal, state, county, and municipal statutes, laws, ordinances, and regulations relating to this Agreement in effect now or later and as amended from time to time. The City and the Board of Education are and shall remain in compliance with all applicable policies and rules, including the Board of Education's Indebtedness Policy, adopted June 26, 1996 (96-0626-PO3), as amended from time to time, and the Board of Education's Code of Ethics, adopted May 25, 2011 (11-0525-PO2), as amended from time to time, each of which is hereby incorporated by this reference into and made a part of this Agreement as if fully set forth herein.

8. Board of Education expenditures that are agreed to herein but have not been appropriated by the Board of Education in its current fiscal year budget are deemed to be contingent liabilities of the Board of Education only and are subject to appropriation by the Board of Education in subsequent fiscal year budgets. If no funds or insufficient funds are appropriated and budgeted in any subsequent fiscal period by the Board of Education for performance under this Agreement, the Board of Education shall notify the City, and this Agreement shall terminate on the earlier of the last day of the fiscal period for which sufficient appropriation was made or whenever the funds appropriated for payment under this Agreement are exhausted. No payment shall be made or due to the City under this Agreement beyond those amounts appropriated and budgeted by the Board of Education to fund payments under this Agreement.

9. This Agreement constitutes the entire agreement of the parties with respect to the matters contained herein. No modification of or amendment to this Agreement shall be effective unless such modification or amendment is in writing and signed by the authorized representatives of the parties hereto. Any prior agreements or representations, either written or oral, relating to the subject matter of this Agreement are of no force or effect. In the event of a conflict between the terms of this Agreement and any other documents, the terms of this Agreement shall supersede and prevail.

10. No member, employee, agent, officer, or official of either party shall be personally charged by the other party with any liability or expense under this Agreement or be held personally liable to the other party under this Agreement.

11. This Agreement may be executed in several counterparts, each of which shall be deemed an original and all of which shall constitute one and the same agreement.

[Remainder of this page is blank]

IN WITNESS WHEREOF, the parties hereto, by their duly authorized officers, have executed this Agreement on the date first referenced above.

City of Chicago, an Illinois municipal corporation

By: _____
Jennie Huang Bennett, Chief Financial Officer

Date: 1/6/2020

Board of Education of the City of Chicago, an Illinois body corporate and politic

By: _____
Miguel del Valle, President

Attest:

Estela G. Beltran 1/21/20
Estela G. Beltran, Secretary

1.15.20
Date

_____
Janice K. Jackson, Ed.D,
Chief Executive Officer

Board Report No: 19-1120-FN1 - 1

Approved as to legal form: DK

_____
Joseph T. Moriarty, General Counsel

EXHIBIT 2.Z

DocuSign Envelope ID: 6E9A84D5-FD9C-4F9C-8B97-7AD0868614A2

FIRST AGREEMENT TO RENEW AND AMEND THE INTERGOVERNMENTAL AGREEMENT

Municipal Employees' Annuity and Benefit Fund of Chicago

This First Agreement to Renew and Amend the Intergovernmental Agreement ("First Renewal Agreement") is entered into as of the latest date set forth on the signature page hereto, but is deemed effective as of January 1, 2021 (the "Effective Date"), by and between the City of Chicago, an Illinois municipal corporation (the "City") and the Board of Education of the City of Chicago, a body politic and corporate, commonly known as the Chicago Public Schools (the "Board of Education" or "CPS").

RECITALS

WHEREAS, the Municipal Employees' Annuity and Benefit Fund of Chicago (the "Fund") is a pension fund established and operated pursuant to Article 8 of the Illinois Pension Code (40 ILCS 5/8-101 *et seq*., as amended) (the "Code"); and

WHEREAS, pursuant to the Code, certain employees and retired employees of the City ("City Employees") and certain employees and retired employees of the Board of Education ("Board of Education Employees"), among others, are entitled to be paid certain annuities and benefits by the Fund; and

WHEREAS, according to the Code, the Fund is to be funded, in part, by contributions from the City; and

WHEREAS, the City and the Board of Education entered into that certain Intergovernmental Agreement on January 21, 2020 (the "Original Agreement") pursuant to which the Board of Education reimbursed the City a portion of the amount of the City's required contribution under Section 5/8-173 of the Code attributable to the annuities and benefits for Board of Education Employees for an original term commencing January 21, 2020 and continuing through the end of the City's 2020 fiscal year, which is December 31, 2020 (the "Original Term"); and

WHEREAS, pursuant to Section 3 of the Original Agreement, and by mutual agreement of the parties, the Original Agreement may be renewed annually, but not past calendar year 2059, under the same terms and conditions, provided that adequate funding is available, and the parties now desire to undertake a one-year renewal of the Original Agreement; and

WHEREAS, the parties also agree to amend the Original Agreement by increasing the payment amount to the City from $60 million that was paid during the Original Term to $100 million that will be paid during the First Renewal Term (defined below), and changing the Board of Education's payment date from August 29, 2020 to September 15, 2021 during the First Renewal Term as hereinafter set forth. The Original Agreement and First Renewal Agreement are collectively referred to herein as the "Agreement".

NOW THEREFORE, in consideration of the mutual promises and the terms and

DocuSign Envelope ID: 6E9A84D5-FD9C-4F9C-8B97-7AD0868614A2

conditions set forth herein, the parties hereby agree as follows:

ARTICLE ONE: INCORPORATION OF RECITALS; DEFINITIONS

A. Recitals. The recitals set forth above are hereby incorporated into and made a part of this First Renewal Agreement.

B. Definitions. Capitalized terms used but not otherwise defined herein shall have the same meanings set forth in the Original Agreement.

ARTICLE TWO: FIRST EXERCISE OF OPTION TO RENEW

The Agreement is hereby renewed for one (1) year, commencing January 1, 2021 and continuing through December 31, 2021 ("First Renewal Term"), unless terminated sooner as specified in the Agreement.

ARTICLE THREE: AMENDMENT TO SECTION 2

Section 2 of the Original Agreement is hereby amended by inserting the following new paragraph:

> "The Board of Education hereby agrees that it shall pay the City not later than September 15, 2021, $100,000,000 from the Board of Education's fiscal year 2022 budget."

ARTICLE FOUR: NEW SECTION 2.5

The Original Agreement is hereby amended by inserting a new Section 2.5 following Section 2, as follows:

> "The Board of Education hereby agrees that it shall make each of its payments under Section 2 hereof, as Section 2 may be amended from time to time, from the fiscal year budget for either the year of such payment or the year following the year of payment, or any combination thereof. For example, a payment under Section 2 that is to be paid to the City in calendar year 2021 shall be appropriated and made from either the Board of Education's fiscal year 2021 budget or its fiscal year 2022 budget, or some combination of both."

ARTICLE FIVE: INSPECTORS GENERAL

Section 5 of the Original Agreement is hereby amended by deleting that section in its entirety and replacing it with the following:

Each party to this Agreement hereby acknowledges that, in accordance with Chapter 2-56 of the Chicago Municipal Code and 105 ILCS 5/34-13.1, the Inspector General of the City and the Inspector General of the Board of Education, respectively, each have the authority to conduct

DocuSign Envelope ID: 6E9A84D5-FD9C-4F9C-8B97-7AD0868614A2

certain investigations and that each Inspector General shall have access to all information and personnel necessary to conduct those investigations.

ARTICLE SIX: NO OTHER AMENDMENTS

Except as specifically renewed or amended herein, all terms and conditions of the Original Agreement are and shall remain in full force and effect during the First Renewal Term.

ARTICLE SEVEN: COUNTERPARTS AND ELECTRONIC SIGNATURES

This First Renewal Agreement may be executed in any number of counterparts, each of which shall be deemed to be an original, all of which together shall constitute one instrument. A signature delivered by facsimile or other electronic means shall be considered binding for both parties.

[Remainder of page intentionally left blank.]

IN WITNESS WHEREOF, each of the parties has caused this First Renewal Agreement to be executed as of the latest date set forth below.

BOARD OF EDUCATION OF THE CITY OF CHICAGO, a body politic and corporate

DS JG

By: DocuSigned by: Miguel del Valle 872BAF79E1F9427...
Miguel del Valle
Board President

Attest: DocuSigned by: Estela Beltran 06FC32BB76214FE...
Estela G. Beltran
Board Secretary

Date: August 24, 2021

By: DocuSigned by: José M. Torres 0D0D2701E558427...
José M. Torres, Ph.D.
Interim Chief Executive Officer

CITY OF CHICAGO, an Illinois municipal corporation

By: Jennie Huang Bennett
Jennie Huang Bennett
Chief Financial Officer

Date: August 18, 2021

Board Report: 20-0923-FN1

Approved as to legal form:

DocuSigned by: Joseph T. Moriarty 571EC59C33144C5...
DS JG

Joseph T. Moriarty, General Counsel

EXHIBIT 2.AA

DocuSign Envelope ID: 8E6DCA84-2394-49EA-AFAD-F8981A712B0E

SECOND AGREEMENT TO RENEW AND AMEND THE INTERGOVERNMENTAL AGREEMENT

Municipal Employees' Annuity and Benefit Fund of Chicago

This Second Agreement to Renew and Amend the Intergovernmental Agreement ("**Second Renewal Agreement**") is entered into as of the latest date set forth on the signature page hereto, but is deemed effective as of January 1, 2022 (the "**Effective Date**"), by and between the City of Chicago, an Illinois municipal corporation (the "**City**") and the Board of Education of the City of Chicago, a body politic and corporate, commonly known as the Chicago Public Schools (the "**Board**" or "**CPS**").

RECITALS

WHEREAS, the Municipal Employees' Annuity and Benefit Fund of Chicago (the "Fund") is a pension fund established and operated pursuant to Article 8 of the Illinois Pension Code (40 ILCS 5/8-101 *et seq.*, as amended) (the "Code"); and

WHEREAS, pursuant to the Code, certain employees and retired employees of the City ("City Employees") and certain employees and retired employees of the Board ("Board Employees"), among others, are entitled to be paid certain annuities and benefits by the Fund; and

WHEREAS, according to the Code, the Fund is to be funded, in part, by contributions from the City; and

WHEREAS, the City and the Board entered into that certain Intergovernmental Agreement on January 21, 2020 (the "**Original Agreement**") pursuant to which the Board reimbursed the City a portion of the amount of the City's required contribution under Section 5/8-173 of the Code attributable to the annuities and benefits for Board Employees for an original term commencing January 21, 2020 and continuing through the end of the City's 2020 fiscal year, which was December 31, 2020 (the "**Original Term**"); and

WHEREAS, the City and the Board of Education subsequently entered into a First Agreement to Renew and Amend (the "First Renewal Agreement") which extended the Original Term through the end of the City's 2021 fiscal year, which is December 31, 2021. The Original Agreement and First Renewal Agreement shall be collectively referred to as the "**Existing Agreement**;" and

WHEREAS, pursuant to Section 3 of the Existing Agreement, and by mutual agreement of the parties, the Agreement may be renewed annually, but not past calendar year 2059, under the same terms and conditions, provided that adequate funding is available, and the parties now desire to undertake a one-year renewal of the Agreement. The Existing Agreement and this Second Renewal Agreement shall be collectively referred to herein as the "**Agreement**;"

NOW THEREFORE, in consideration of the mutual promises and the terms and conditions set forth herein, the parties hereby agree as follows:

ARTICLE ONE: INCORPORATION OF RECITALS; DEFINITIONS

A. Recitals. The recitals set forth above are hereby incorporated into and made a part of this Second Renewal Agreement.

B. Definitions. Capitalized terms used but not otherwise defined herein shall have the same meanings set forth in the Agreement.

ARTICLE TWO: SECOND EXERCISE OF OPTION TO RENEW

The Agreement is hereby renewed for one (1) year, commencing January 1, 2022 and continuing through

DocuSign Envelope ID: 8E6DCA84-2394-49EA-AFAD-F8981A712B0E

December 31, 2022 ("**Second Renewal Term**"), unless terminated sooner as specified in the Agreement.

ARTICLE THREE: AMENDMENT TO SECTION 2

Section 2 of the Existing Agreement is hereby amended by inserting the following new paragraph:

> "The Board of Education hereby agrees that it shall pay the City, not later than September 15, 2022, $175,000,000 from the Board of Education's fiscal year 2023 budget."

ARTICLE FOUR: NO OTHER AMENDMENTS

Except as specifically renewed or amended herein, all terms and conditions of the Existing Agreement are and shall remain in full force and effect during the Second Renewal Term.

ARTICLE FIVE: COUNTERPARTS AND ELECTRONIC SIGNATURES

This Second Renewal Agreement may be executed in any number of counterparts, each of which shall be deemed to be an original, all of which together shall constitute one instrument. A signature delivered by facsimile or other electronic means shall be considered binding for both parties.

[Remainder of page intentionally left blank.]

DocuSign Envelope ID: 8E6DCA84-2394-49EA-AFAD-F8981A712B0E

IN WITNESS WHEREOF, each of the parties has caused this Second Renewal Agreement to be executed as of the latest date set forth below.

BOARD OF EDUCATION OF THE CITY OF CHICAGO, a body politic and corporate

DS

By: Miguel del Valle
D50299234840411...
Miguel del Valle
Board President

Attest: Estela G. Beltran
06FC32BB76214FE...
Estela G. Beltran
Board Secretary

Date: September 29, 2022

CITY OF CHICAGO, an Illinois municipal corporation

By: Jennie Huang Bennett
Jennie Huang Bennett
Chief Financial Officer

Date: 9/19/2022

By: Pedro Martinez
8E9397A6F19E43B...
Pedro Martinez, Chief Executive Officer

Board Report: 22-0525-EX4

Approved as to legal form: DS ES DS

Joseph T. Moriarty
571CC5BC3144C5...
Joseph T. Moriarty, General Counsel

EXHIBIT 2.BB

DocuSign Envelope ID: 36A36D23-18A3-46A0-84BB-4A36F8785A24

THIRD AGREEMENT TO RENEW AND AMEND THE INTERGOVERNMENTAL AGREEMENT

Municipal Employees' Annuity and Benefit Fund of Chicago

This Third Agreement to Renew and Amend the Intergovernmental Agreement ("**Third Renewal Agreement**") is entered into as of the latest date set forth on the signature page hereto, but is deemed effective as of January 1, 2023 (the "**Effective Date**"), by and between the City of Chicago, an Illinois municipal corporation (the "**City**") and the Board of Education of the City of Chicago, a body politic and corporate, commonly known as the Chicago Public Schools (the "**Board**" or "**CPS**").

RECITALS

WHEREAS, the Municipal Employees' Annuity and Benefit Fund of Chicago (the "Fund") is a pension fund established and operated pursuant to Article 8 of the Illinois Pension Code (40 ILCS 5/8-101 *et seq.*, as amended) (the "Code"); and

WHEREAS, pursuant to the Code, certain employees and retired employees of the City ("City Employees") and certain employees and retired employees of the Board ("Board Employees"), among others, are entitled to be paid certain annuities and benefits by the Fund; and

WHEREAS, according to the Code, the Fund is to be funded, in part, by contributions from the City; and

WHEREAS, the City and the Board entered into that certain Intergovernmental Agreement on January 21, 2020 (the "**Original Agreement**") pursuant to which the Board reimbursed the City a portion of the amount of the City's required contribution under Section 5/8-173 of the Code attributable to the annuities and benefits for Board Employees for an original term commencing January 21, 2020 and continuing through the end of the City's 2020 fiscal year, which was December 31, 2020 (the "**Original Term**"); and

WHEREAS, the City and the Board of Education subsequently entered into a First Agreement to Renew and Amend (the "First Renewal Agreement") which extended the Original Term through the end of the City's 2021 fiscal year, which is December 31, 2021; and

WHEREAS, the City and the Board of Education subsequently entered into a Second Agreement to Renew and Amend (the "Second Renewal Agreement") which extended the Original Term through the end of the City's 2022 fiscal year, which is December 31, 2022. The Original Agreement, the First Renewal Agreement, and the Second Renewal Agreement shall be collectively referred to as the "**Existing Agreement**;" and

WHEREAS, pursuant to Section 3 of the Existing Agreement, and by mutual agreement of the parties, the Agreement may be renewed annually, but not past calendar year 2059, under the same terms and conditions, provided that adequate funding is available, and the parties now desire to undertake a one-year renewal of the Agreement. The Existing Agreement and this Third Renewal Agreement shall be collectively referred to herein as the "**Agreement**;"

NOW THEREFORE, in consideration of the mutual promises and the terms and conditions set forth herein, the parties hereby agree as follows:

ARTICLE ONE: INCORPORATION OF RECITALS; DEFINITIONS

A. Recitals. The recitals set forth above are hereby incorporated into and made a part of this Third Renewal Agreement.

B. Definitions. Capitalized terms used but not otherwise defined herein shall have the same

meanings set forth in the Agreement.

ARTICLE TWO: THIRD EXERCISE OF OPTION TO RENEW

The Agreement is hereby renewed for one (1) year, commencing January 1, 2023 and continuing through December 31, 2023 ("**Third Renewal Term**"), unless terminated sooner as specified in the Agreement.

ARTICLE THREE: AMENDMENT TO SECTION 2

Section 2 of the Existing Agreement is hereby amended by inserting the following new paragraph:

> "The Board of Education hereby agrees that it shall pay the City, not later than March 30, 2024, $175,000,000 from the Board of Education's fiscal year 2023 and 2024 budget, to be applied to the City's fiscal year 2023 Fund contribution."

ARTICLE FOUR: NO OTHER AMENDMENTS

Except as specifically renewed or amended herein, all terms and conditions of the Existing Agreement are and shall remain in full force and effect during the Third Renewal Term.

ARTICLE FIVE: COUNTERPARTS AND ELECTRONIC SIGNATURES

This Third Renewal Agreement may be executed in any number of counterparts, each of which shall be deemed to be an original, all of which together shall constitute one instrument. A signature delivered by facsimile or other electronic means shall be considered binding for both parties.

[Remainder of page intentionally left blank.]

IN WITNESS WHEREOF, each of the parties has caused this Third Renewal Agreement to be executed as of the latest date set forth below.

BOARD OF EDUCATION OF THE CITY OF CHICAGO, a body politic and corporate

DS ES

DocuSigned by:
By: Jianan Shi
Jianan Shi
Board President

DocuSigned by:
Attest:
Susan Narrajos
Board Secretary

Date: January 5, 2024 | 11:58:01 AM CST

CITY OF CHICAGO, an Illinois municipal corporation

DocuSigned by:
By: Jill Jaworski
Jill Jaworski
Chief Financial Officer

Date: January 3, 2024 | 12:56:36 PM CST

DocuSigned by:
By: Pedro Martinez
Pedro Martinez, Chief Executive Officer

Board Report: 23-1214-EX5

Approved as to legal form: DS ES DS JDE

DocuSigned by:
Ruchi Verma, General Counsel

EXHIBIT 2.CC

	2017	2018	2019	2020	2021	2022	2023	2024	2025		
Total Salaries, All Active Members on CPS Share Calc Tab	1,643,481,000	1,646,939,000	1,686,533,000	1,734,595,691	1,802,790,156	1,861,905,323	2,001,180,743	2,166,181,666			
Total Property Tax Revenues per Pension Allocation	119,406,000	119,406,000	119,406,000	119,406,000	159,971,000	159,971,000	159,971,000	159,971,000			
Total Water and Sewer Tax Revenues per Pension Allocation	56,000,000	122,316,000	119,313,000	182,656,068	233,576,443	302,904,799	247,092,781	200,316,175			
Total Tax Revenues	175,406,000	241,722,000	238,719,000	302,062,068	393,547,443	462,875,799	407,063,781	360,287,175			
First Allocation Contributions			421,000,000	499,000,000	576,000,000	959,999,000	976,027,541	942,717,000			
CPS Actual Contribution	-	-	-	(60,000,000)	(100,000,000)	(175,000,000)	(175,000,000)	-			
Added Revenue	-	-	-	-	-	-	-	(43,500,000)			
Water Fund Final Budget Allocation per City's Budget	18,949,000	24,451,000	30,353,000	33,014,000	36,954,000	59,725,000	70,118,000	65,405,000	67,403,532		
Water Fund Final Budget Allocation per KH Analysis	6,495,174	7,288,738	13,164,884	13,078,216	11,765,975	31,026,457	43,658,065	44,603,950	44,830,563		
	12,453,826	17,162,262	17,188,116	19,935,784	25,188,025	28,698,543	26,459,935	20,801,050	22,572,969	**190,460,510**	95,230,254.83
Sewer Fund Final Budget Allocation per City's Budget	5,453,000	6,968,000	8,469,000	8,960,000	10,303,000	16,323,000	17,886,000	16,528,000	17,327,869		
Sewer Fund Final Budget Allocation per KH Analysis	1,944,880	4,406,191	3,694,339	3,523,047	3,218,399	8,453,123	10,965,223	11,147,441	11,490,032		
	3,508,120	2,561,809	4,774,661	5,436,953	7,084,601	7,869,877	6,920,777	5,380,559	5,837,837	**49,375,194**	

	2017	2018	2019	2020	2021	2022	2023	2024	2025		
Total Salaries for LEABF - Total on Pivot Table	204,773,000	208,155,000	206,309,565	201,476,669	197,498,930	209,778,386	220,262,419	222,056,749			
Total Property Tax Revenues	11,070,000	11,070,000	11,070,000	11,070,000	53,723,000	53,723,000	53,723,000	53,723,000			
Total Water and Sewer Tax Revenues	-	-	-	-	-	-	-	-			
Total Tax Revenues	11,070,000	11,070,000	11,070,000	11,070,000	53,723,000	53,723,000	53,723,000	53,723,000			
Water Fund Final Budget Allocation per City Budget	5,532,000	7,684,000	9,722,000	11,363,000	13,335,000	17,597,000	22,036,000	26,058,000	25,460,865		
Water Fund Final Budget Allocation per KH Analysis	3,827,220	5,912,800	7,928,443	9,616,077	4,807,044	9,485,528	12,494,564	16,588,145	15,825,834		
	1,704,780	1,771,200	1,793,557	1,746,923	8,527,956	8,111,472	9,541,436	9,469,855	9,635,031	**52,302,210**	26,151,105
Sewer Fund Final Budget Allocation per City Budget	4,044,000	5,779,000	7,369,000	8,159,000	9,635,000	12,695,000	14,597,000	17,265,000	16,974,693		
Sewer Fund Final Budget Allocation per KH Analysis	2,804,160	4,450,600	6,009,576	6,904,462	3,472,736	6,843,286	8,276,348	10,990,300	10,591,278		
	1,239,840	1,328,400	1,359,424	1,254,538	6,162,264	5,851,714	6,320,652	6,274,700	6,383,415	**36,174,946**	

	2017	2018	2019	2020	2021	2022	2023	2024	2025		
Total Salaries for LEABF - Total on Pivot Table	204,773,000	208,155,000	206,309,565	201,476,669	197,498,930	209,778,386	220,262,419	222,056,749			
Total Property Tax Revenues	11,070,000	11,070,000	11,070,000	11,070,000	53,723,000	53,723,000	53,723,000	53,723,000			
Total Water and Sewer Tax Revenues	-	-	-	-	-	-	-	-			
Total Tax Revenues	11,070,000	11,070,000	11,070,000	11,070,000	53,723,000	53,723,000	53,723,000	53,723,000			
Water Fund Final Budget Allocation per City Budget	5,532,000	7,684,000	9,722,000	11,363,000	13,335,000	17,597,000	22,036,000	26,058,000	25,460,865		
Water Fund Final Budget Allocation per KH Analysis	3,827,220	5,912,800	7,928,443	9,616,077	4,807,044	9,485,528	12,494,564	16,588,145	15,825,834		
	1,704,780	1,771,200	1,793,557	1,746,923	8,527,956	8,111,472	9,541,436	9,469,855	9,635,031	**52,302,210**	26,151,105
Sewer Fund Final Budget Allocation per City Budget	4,044,000	5,779,000	7,369,000	8,159,000	9,635,000	12,695,000	14,597,000	17,265,000	16,974,693		
Sewer Fund Final Budget Allocation per KH Analysis	2,804,160	4,450,600	6,009,576	6,904,462	3,472,736	6,843,286	8,276,348	10,990,300	10,591,278		
	1,239,840	1,328,400	1,359,424	1,254,538	6,162,264	5,851,714	6,320,652	6,274,700	6,383,415	**36,174,946**	

Year	Fund	dgeted Fund Amou	Alloca	Allocatic	CPS	CoC	dvance Payme	Second Allocatior	Rolled Into	Third Allocation	CPS Payment	Added Revenu	Property Tax Reveues	W&S Tax Revenues	Allocation
													119,406,000	**56,000,000**	
2017	0200 - Water Fund		7.1%							18,949,000	-	-	8,477,826	3,976,000	6,495,174
2017	0314 - Sewer Fund		2.0%							5,453,000	-	-	2,388,120	1,120,000	1,944,880
													119,406,000	**122,316,000**	
2018	0200 - Water Fund		7.1%							24,451,000	-	-	8,477,826.0	8,684,436.0	7,288,738
2018	0314 - Sewer Fund		2.0%							6,968,000			2,388,120.0	173,688.7	4,406,191
					168,351,000	**252,649,000**		**421,000,000**		**421,000,000**	-	-	**119,406,000**	**119,313,000**	
2019	0100 - Corporate Fund	482,367,543		43.5%	168,351,000	109,989,206		278,340,206	41,650,132	319,990,338	-	-	-	-	-
2019	0200 - Water Fund	133,114,284	7.2%	12.0%		30,352,652		30,352,652	-	30,352,652	-	-	8,597,232	8,590,536	13,164,884
2019	0300 - Vehicle Tax Fund	54,716,905		4.9%		12,476,521		12,476,521	(12,476,521)	-	-	-	-	-	-
2019	0310 - Motor Fuel Tax Fund	23,024,442		2.1%		5,250,022		5,250,022	(5,250,022)	-	-	-	-	-	-
2019	0314 - Sewer Fund	37,140,328	2.0%	3.4%		8,468,719		8,468,719	-	8,468,719	-	-	2,388,120	2,386,260	3,694,339
2019	0346 - Library Fund	58,152,033		5.2%		13,259,797		13,259,797	-	13,259,797	-	-	-	-	-
2019	0353 - Emergency Communicatio	56,891,591		5.1%		12,972,392		12,972,392	-	12,972,392	-	-	-	-	-
2019	0355 - Special Events and Municip	7,216,306		0.7%		1,645,458		1,645,458	(1,645,458)	-	-	-	-	-	-
2019	0610 - Chicago Midway Airport Fu	27,555,442		2.5%		6,283,178		6,283,178	-	6,283,178	-	-	-	-	-
2019	0740 - Chicago O'Hare Airport Fur	130,133,269		11.7%		29,672,923		29,672,923	-	29,672,923	-	-	-	-	-
2019	0934 - Affordable Housing / Neigh	1,242,900		0.1%		283,405		283,405	(283,405)	-	-	-	-	-	-
2019	0B21 - Tax Increment Financing Ar	6,047,388		0.5%		1,378,922		1,378,922	(1,378,922)	-	-	-	-	-	-
2019	0B32 - Garbage Collection Fund	7,886,600		0.7%		1,798,299		1,798,299	(1,798,299)	-	-	-	-	-	-
2019	Grants	82,172,444		7.4%		18,736,920		18,736,920	(18,736,920)	-	-	-	-	-	-
2019	0B82 - Neighborhood Opportunity	353,412		0.0%		80,585		80,585	(80,585)	-	-	-	-	-	-
					198,636,851	**300,363,149**		**499,000,000**		**499,000,000**	**60,000,000**		**119,406,000**	**182,656,068**	
2020	0100 - Corporate Fund	516,506,292		41.70%	198,636,851	125,240,940		323,877,790	59,455,278	383,333,068	60,000,000	-	-	-	-
2020	0200 - Water Fund	136,154,361	6.6%	10.99%		33,014,312		33,014,312	-	33,014,312	-	-	7,880,796.00	12,055,300	13,078,216
2020	0300 - Vehicle Tax Fund	50,431,448		4.07%		12,228,470		12,228,470	(12,228,470)	-	-	-	-	-	-
2020	0310 - Motor Fuel Tax Fund	35,592,926		2.87%		8,630,469		8,630,469	(8,630,469)	-	-	-	-	-	-
2020	0314 - Sewer Fund	36,952,621	1.8%	2.98%		8,960,164		8,960,164	-	8,960,164	-	-	2,149,308.00	3,287,809	3,523,047
2020	0346 - Library Fund	69,362,679		5.60%		16,818,860		16,818,860	-	16,818,860	-	-	-	-	-
2020	0353 - Emergency Communica	59,917,345		4.84%		14,528,583		14,528,583	-	14,528,583	-	-	-	-	-
2020	0355 - Special Events and Muni	7,180,865		0.58%		1,741,195		1,741,195	(1,741,195)	-	-	-	-	-	-
2020	0610 - Chicago Midway Airport	29,755,633		2.40%		7,215,059		7,215,059	-	7,215,059	-	-	-	-	-
2020	0740 - Chicago O'Hare Airport F	144,879,478		11.70%		35,129,953		35,129,953	-	35,129,953	-	-	-	-	-
2020	0996 - Affordable Housing Func	884,887		0.07%		214,565		214,565	(214,565)	-	-	-	-	-	-
2020	0B21 - Tax Increment Financing	7,166,330		0.58%		1,737,671		1,737,671	(1,737,671)	-	-	-	-	-	-
2020	0B32 - Garbage Collection Func	15,195,433		1.23%		3,684,544		3,684,544	(3,684,544)	-	-	-	-	-	-
2020	0B41 - Neighborhood Opportun	662,181		0.05%		160,564		160,564	(160,564)	-	-	-	-	-	-
2020	Grants	128,085,503		10.34%		31,057,799		31,057,799	(31,057,799)	-	-	-	-	-	-
					234,814,855	**341,185,145**		**576,000,000**		**576,000,000**	**100,000,000**		**159,971,000**	**233,576,443**	
2021	0100 - Corporate Fund	474,022,117		38.92%	234,814,855	132,781,231		367,596,086	75,727,898	443,323,985	100,000,000	-	-	-	-
2021	0200 - Water Fund	131,920,337	6.4%	10.83%		36,953,012		36,953,012	-	36,953,012	-	-	10,238,144	14,948,892	11,765,975
2021	0300 - Vehicle Tax Fund	49,910,651		4.10%		13,980,777		13,980,777	(13,980,777)	-	-	-	-	-	-
2021	0310 - Motor Fuel Tax Fund	43,217,299		3.55%		12,105,862		12,105,862	(12,105,862)	-	-	-	-	-	-
2021	0314 - Sewer Fund	36,778,509	1.8%	3.02%		10,302,253		10,302,253	-	10,302,253	-	-	2,879,478	4,204,376	3,218,399
2021	0346 - Library Fund	70,288,915		5.77%		19,689,057		19,689,057	-	19,689,057	-	-	-	-	-
2021	0353 - Emergency Communicatio	62,069,682		5.10%		17,386,718		17,386,718	-	17,386,718	-	-	-	-	-
2021	0355 - Special Events and Municip	6,217,880		0.51%		1,741,728		1,741,728	(1,741,728)	-	-	-	-	-	-
2021	0610 - Chicago Midway Airport Fu	30,526,461		2.51%		8,550,953		8,550,953	-	8,550,953	-	-	-	-	-
2021	0740 - Chicago O'Hare Airport Fur	142,062,597		11.66%		39,794,022		39,794,022	-	39,794,022	-	-	-	-	-
2021	0996 - Affordable Housing	778,399		0.06%		218,042		218,042	(218,042)	-	-	-	-	-	-
2021	0B21 - Tax Increment Financing Ar	6,832,341		0.56%		1,913,849		1,913,849	(1,913,849)	-	-	-	-	-	-
2021	0B32 - Garbage Collection Fund	10,621,848		0.87%		2,975,351		2,975,351	(2,975,351)	-	-	-	-	-	-
2021	0B41 - Neighborhood Opportunity	473,963		0.04%		132,765		132,765	(132,765)	-	-	-	-	-	-
2021	Grants	152,292,293		12.50%		42,659,525		42,659,525	(42,659,525)	-	-	-	-	-	-

				407,490,640	**552,508,360**		**959,999,000**		**959,999,000**	**175,000,000**			**159,971,000**	**302,904,799**	
2022	0100 - Corporate Fund	498,882,107		38.90%	407,490,640	214,938,650		622,429,290	125,130,073	747,559,363	175,000,000	-		-	-	-
2022	0200 - Water Fund	138,623,801	6.2%	10.81%		59,724,757		59,724,757	-	59,724,757	-	-		9,918,202	18,780,098	31,026,457
2022	0300 - Vehicle Tax Fund	61,042,552		4.76%		26,299,608		26,299,608	(26,299,608)	-	-	-		-	-	-
2022	0310 - Motor Fuel Tax Fund	44,181,182		3.45%		19,035,045		19,035,045	(19,035,045)	-	-	-		-	-	-
2022	0314 - Sewer Fund	37,884,110	1.7%	2.95%		16,322,011		16,322,011	-	16,322,011	-	-		2,719,507	5,149,382	8,453,123
2022	0346 - Library Fund	72,451,861		5.65%		31,215,201		31,215,201	-	31,215,201	-	-		-	-	-
2022	0353 - Emergency Communicatio	64,093,477		5.00%		27,614,070		27,614,070	-	27,614,070	-	-		-	-	-
2022	0355 - Special Events and Municip	7,313,336		0.57%		3,150,882		3,150,882	(3,150,882)	-	-	-		-	-	-
2022	0610 - Chicago Midway Airport Fu	27,497,244		2.14%		11,846,928		11,846,928	-	11,846,928	-	-		-	-	-
2022	0740 - Chicago O'Hare Airport Fur	152,531,296		11.89%		65,716,670		65,716,670	-	65,716,670	-	-		-	-	-
2022	0996 - Affordable Housing	407,124		0.03%		175,406		175,406	(175,406)	-	-	-		-	-	-
2022	0B21 - Tax Increment Financing A	7,723,427		0.60%		3,327,566		3,327,566	(3,327,566)	-	-	-		-	-	-
2022	0B32 - Garbage Collection Fund	11,049,705		0.86%		4,760,661		4,760,661	(4,760,661)	-	-	-		-	-	-
2022	0B41 - Neighborhood Opportunity	405,924		0.03%		174,889		174,889	(174,889)	-	-	-		-	-	-
2022	Grants	158,309,180		12.34%		68,206,017		68,206,017	(68,206,017)	-	-	-		-	-	-
					445,166,462	**632,501,079**		**1,077,667,541**		**1,077,667,541**	**175,000,000**			**159,971,000**	**247,092,781**	
2023	0100 - Corporate Fund	538,069,419		37.88%	445,166,462	239,580,553		684,747,015	159,164,220	843,911,235	175,000,000	-		-	-	-
2023	0200 - Water Fund	157,474,913	6.5%	11.09%		70,117,211		70,117,211	-	70,117,211	-	-		10,398,115	16,061,031	43,658,065
2023	0300 - Vehicle Tax Fund	63,628,523		4.48%		28,331,208		28,331,208	(28,331,208)	-	-	-		-	-	-
2023	0310 - Motor Fuel Tax Fund	45,695,827		3.22%		20,346,504		20,346,504	(20,346,504)	-	-	-		-	-	-
2023	0314 - Sewer Fund	40,168,272	1.7%	2.83%		17,885,307		17,885,307	-	17,885,307	-	-		2,719,507	4,200,577	10,965,223
2023	0346 - Library Fund	72,546,940		5.11%		32,302,219		32,302,219	-	32,302,219	-	-		-	-	-
2023	0353 - Emergency Communicatio	66,579,647		4.69%		29,645,224		29,645,224	-	29,645,224	-	-		-	-	-
2023	0355 - Special Events and Municip	7,784,836		0.55%		3,466,273		3,466,273	(3,466,273)	-	-	-		-	-	-
2023	0610 - Chicago Midway Airport Fu	27,277,946		1.92%		12,145,766		12,145,766	-	12,145,766	-	-		-	-	-
2023	0740 - Chicago O'Hare Airport Fur	160,941,135		11.33%		71,660,579		71,660,579	-	71,660,579	-	-		-	-	-
2023	0996 - Affordable Housing	493,944		0.03%		219,933		219,933	(219,933)	-	-	-		-	-	-
2023	0B21 - Tax Increment Financing A	8,620,627		0.61%		3,838,417		3,838,417	(3,838,417)	-	-	-		-	-	-
2023	0B32 - Garbage Collection Fund	12,972,402		0.91%		5,776,086		5,776,086	(5,776,086)	-	-	-		-	-	-
2023	Grants	217,833,632		15.33%		96,992,507		96,992,507	(96,992,507)	-	-	-		-	-	-
2023	0D43 Neighborhoods Opportunity	434,112		0.03%		193,293		193,293	(193,293)	-	-	-		-	-	-
					453,107,683	**667,694,317**		**1,120,802,000**		**1,120,802,000**	**-**	**43,500,000**		**159,971,000**	**200,316,175**	**55,751,391**
2024	0100 - Corporate Fund	569,067,130		38.19%	453,107,683	329,274,043	142,301,000	782,381,726	122,069,137	904,450,863	-	43,500,000		-	-	-
2024	0200 - Water Fund	161,469,770	5.8%	10.84%		65,500,606	12,448,000	65,500,606	-	65,500,606	-	-		9,278,318	11,618,338	44,603,950
2024	0300 - Vehicle Tax Fund	71,149,911		4.77%		23,377,058		23,377,058	(23,377,058)	-	-	-		-	-	-
2024	0310 - Motor Fuel Tax Fund	45,910,755		3.08%		15,084,466		15,084,466	(15,084,466)	-	-	-		-	-	-
2024	0314 - Sewer Fund	40,701,011	1.5%	2.73%		16,551,749	3,179,000	16,551,749	-	16,551,749	-	-		2,399,565	3,004,743	11,147,441
2024	0346 - Library Fund	78,828,149		5.29%		25,899,825		25,899,825	-	25,899,825	-	-		-	-	-
2024	0353 - Emergency Communicatio	66,748,488		4.48%		27,198,924	5,268,000	27,198,924	-	27,198,924	-	-		-	-	-
2024	0355 - Special Events and Municip	8,424,280		0.57%		2,767,887		2,767,887	-	2,767,887	-	-		-	-	-
2024	0610 - Chicago Midway Airport Fu	28,704,944		1.93%		11,590,314	2,159,000	11,590,314	-	11,590,314	-	-		-	-	-
2024	0740 - Chicago O'Hare Airport Fur	164,693,612		11.05%		66,841,833	12,730,000	66,841,833	-	66,841,833	-	-		-	-	-
2024	0B21 - Tax Increment Financing A	9,421,392		0.63%		3,095,498		3,095,498	(3,095,498)	-	-	-		-	-	-
2024	0B32 - Garbage Collection Fund	13,440,080		0.90%		4,415,881		4,415,881	(4,415,881)	-	-	-		-	-	-
2024	Grants	187,573,328		12.59%		61,629,207		61,629,207	(61,629,207)	-	-	-		-	-	-
2024	CDBG	39,827,218		2.67%		13,085,655		13,085,655	(13,085,655)	-	-	-		-	-	-
2024	0996 - Affordable Housing	524,588		0.04%		172,359		172,359	(172,359)	-	-	-		-	-	-
2024	0B89 - Opioid Settlement Fund	2,514,726		0.17%		826,240		826,240	(826,240)	-	-	-		-	-	-
2024	0B90 - Vaping Settlement Fund	655,896		0.04%		215,502		215,502	(215,502)	-	-	-		-	-	-
2024	0B92 - Construction and Demoliti	76,956		0.01%		25,285		25,285	(25,285)	-	-	-		-	-	-
2024	0D43 - Neighborhoods Opportuni	432,150		0.03%		141,987		141,987	(141,987)	-	-	-		-	-	-
														167,938,000	**221,251,125**	
2025	0200 - Water Fund		5.8%							67,403,532				9,740,404	12,832,565	44,830,563
2025	0314 - Sewer Fund		1.5%							17,327,869				2,519,070	3,318,767	11,490,032

Year	Fund	Budgeted Amount	Allocation %	First Allocation	S	SAdvance Paymen	Second Allocation	Rolled into	Third Allocation	Property Tax Reveue	Allocation
										11,070,000	
2017	0200 - Water Fund		15.4%						5,532,000	1,704,780	3,827,220
2017	0314 - Sewer Fund		11.2%						4,044,000	1,239,840	2,804,160
										11,070,000	
2018	0200 - Water Fund		16.0%						7,684,000	1,771,200	5,912,800
2018	0314 - Sewer Fund		12.0%						5,779,000	1,328,400	4,450,600
		206,309,565		**60,000,000**			**60,000,000**		**60,000,000**	**11,070,000**	
2019	0100 - Corporate Fund	36,962,808	17.9%	10,749,712			10,749,712	27,375,482	38,125,194	1,983,322	-
2019	0200 - Water Fund	33,429,666	16.2%	9,722,186			9,722,186	-	9,722,186	1,793,743	7,928,443
2019	0300 - Vehicle Tax Fund	37,725,072	18.3%	10,971,398			10,971,398	(10,971,398)	-	-	-
2019	0310 - Motor Fuel Tax Fund	3,052,850	1.5%	887,845			887,845	(887,845)	-	-	-
2019	0314 - Sewer Fund	25,338,915	12.3%	7,369,193			7,369,193	-	7,369,193	1,359,616	6,009,576
2019	0353 - Emergency Communication Fund	177,715	0.1%	51,684			51,684	(51,684)	-	-	-
2019	0610 - Chicago Midway Airport Fund	3,039,699	1.5%	884,021			884,021	-	884,021	163,102	-
2019	0740 - Chicago O'Hare Airport Fund	13,408,081	6.5%	3,899,407			3,899,407	-	3,899,407	719,441	-
2019	0B32 - Garbage Collection Fund	53,174,759	25.8%	15,464,555			15,464,555	(15,464,555)	-	-	-
		201,476,669		**72,000,000**			**72,000,000**		**72,000,000**	**11,070,000**	
2020	0100 - Corporate Fund	35,845,195	17.8%	12,809,692			12,809,692	33,461,667	46,271,359	1,969,490	-
2020	0200 - Water Fund	31,797,393	15.8%	11,363,163			11,363,163	-	11,363,163	1,747,086	9,616,077
2020	0300 - Vehicle Tax Fund	23,331,376	11.6%	8,337,735			8,337,735	(8,337,735)	-	-	-
2020	0310 - Motor Fuel Tax Fund	19,327,352	9.6%	6,906,851			6,906,851	(6,906,851)	-	-	-
2020	0314 - Sewer Fund	22,830,920	11.3%	8,158,891			8,158,891	-	8,158,891	1,254,430	6,904,462
2020	0353 - Emergency Communication Fund	181,875	0.1%	64,995			64,995	(64,995)	-	-	-
2020	0610 - Chicago Midway Airport Fund	3,272,322	1.6%	1,169,402			1,169,402	-	1,169,402	179,796	-
2020	0740 - Chicago O'Hare Airport Fund	14,095,489	7.0%	5,037,185			5,037,185	-	5,037,185	774,467	-
2020	0B32 - Garbage Collection Fund	50,794,747	25.2%	18,152,086			18,152,086	(18,152,086)	-	-	-
		197,498,930		**84,000,000**			**84,000,000**		**84,000,000**	**53,723,000**	
2021	0100 - Corporate Fund	31,929,997	16.2%	13,580,427			13,580,427	40,141,770	53,722,197	8,685,491	-
2021	0200 - Water Fund	31,356,677	15.9%	13,336,583			13,336,583	-	13,336,583	8,529,539	4,807,044
2021	0300 - Vehicle Tax Fund	21,750,233	11.0%	9,250,782			9,250,782	(9,250,782)	-	-	-
2021	0310 - Motor Fuel Tax Fund	21,881,954	11.1%	9,306,806			9,306,806	(9,306,806)	-	-	-
2021	0314 - Sewer Fund	22,652,894	11.5%	9,634,701			9,634,701	-	9,634,701	6,161,965	3,472,736
2021	0353 - Emergency Communication Fund	184,704	0.1%	78,558			78,558	(78,558)	-	-	-
2021	0610 - Chicago Midway Airport Fund	3,285,914	1.7%	1,397,561			1,397,561	-	1,397,561	893,823	-
2021	0740 - Chicago O'Hare Airport Fund	13,893,012	7.0%	5,908,959			5,908,959	-	5,908,959	3,779,131	-
2021	0B32 - Garbage Collection Fund	50,563,545	25.6%	21,505,624			21,505,624	(21,505,624)	-	-	-
		209,778,386		**116,550,000**			**116,550,000**		**116,550,000**	**53,723,000**	
2022	0100 - Corporate Fund	33,095,223	15.8%	18,387,253			18,387,253	57,733,638	76,120,891	8,475,490	-

2022	0200 - Water Fund	31,672,031	15.1%	17,596,547		17,596,547	-	17,596,547	8,111,019	9,485,528
2022	0300 - Vehicle Tax Fund	41,985,585	20.0%	23,326,616		23,326,616	(23,326,616)	-	-	-
2022	0310 - Motor Fuel Tax Fund	13,152,712	6.3%	7,307,467		7,307,467	(7,307,467)	-	-	-
2022	0314 - Sewer Fund	22,849,628	10.9%	12,694,941		12,694,941	-	12,694,941	5,851,654	6,843,286
2022	0353 - Emergency Communication Fund	190,944	0.1%	106,086		106,086	(106,086)	-	-	-
2022	0610 - Chicago Midway Airport Fund	3,950,124	1.9%	2,194,635		2,194,635	-	2,194,635	1,011,603	-
2022	0740 - Chicago O'Hare Airport Fund	14,296,584	6.8%	7,942,986		7,942,986	-	7,942,986	3,661,270	-
2022	0B32 - Garbage Collection Fund	48,585,555	23.2%	26,993,469		26,993,469	(26,993,469)	-	-	-
		220,262,419		**111,974,969**		**124,074,969**		**124,074,969**	**53,723,000**	
2023	0100 - Corporate Fund	33,874,957	15.4%	17,221,037		19,081,940	57,558,516	76,640,456	8,262,255	-
2023	0200 - Water Fund	39,118,776	17.8%	19,886,841		22,035,810	-	22,035,810	9,541,246	12,494,564
2023	0300 - Vehicle Tax Fund	41,279,061	18.7%	20,985,067		23,252,710	(23,252,710)	-	-	-
2023	0310 - Motor Fuel Tax Fund	13,460,371	6.1%	6,842,859		7,582,297	(7,582,297)	-	-	-
2023	0314 - Sewer Fund	25,912,118	11.8%	13,172,963		14,596,431	-	14,596,431	6,320,083	8,276,348
2023	0353 - Emergency Communication Fund	197,184	0.1%	100,243		111,075	(111,075)	-	-	-
2023	0610 - Chicago Midway Airport Fund	4,004,398	1.8%	2,035,719		2,255,698	-	2,255,698	976,691	-
2023	0740 - Chicago O'Hare Airport Fund	15,172,189	6.9%	7,713,097		8,546,573	-	8,546,573	3,700,566	-
2023	0B32 - Garbage Collection Fund	47,243,365	21.4%	24,017,144		26,612,434	(26,612,434)	-	-	-
		222,056,749		**127,350,000**	**20,343,000**	**147,693,000**		**147,693,000**	**53,723,000**	
2024	0100 - Corporate Fund	35,982,106	16.2%	20,635,811	12,571,000	33,206,811	58,515,129	91,721,940	8,705,282	-
2024	0200 - Water Fund	39,141,684	17.6%	22,447,836	3,610,000	26,057,836	-	26,057,836	9,469,691	16,588,145
2024	0300 - Vehicle Tax Fund	40,367,414	18.2%	23,150,795		23,150,795	(23,150,795)	-	-	-
2024	0310 - Motor Fuel Tax Fund	14,924,963	6.7%	8,559,497		8,559,497	(8,559,497)	-	-	-
2024	0314 - Sewer Fund	25,932,206	11.7%	14,872,173	2,392,000	17,264,173	-	17,264,173	6,273,873	10,990,300
2024	0353 - Emergency Communication Fund	197,184	0.1%	113,085		113,085	(113,085)	-	-	-
2024	0610 - Chicago Midway Airport Fund	4,045,023	1.8%	2,319,829	370,000	2,689,829	-	2,689,829	978,627	-
2024	0740 - Chicago O'Hare Airport Fund	14,924,483	6.7%	8,559,222	1,400,000	9,959,222	-	9,959,222	3,610,735	-
2024	0B32 - Garbage Collection Fund	46,541,686	21.0%	26,691,752		26,691,752	(26,691,752)	-	-	-
									54,661,000	
2025	0200 - Water Fund		17.6%					25,460,865	9,635,031	15,825,834
2025	0314 - Sewer Fund		11.7%					16,974,693	6,383,415	10,591,278

EXHIBIT 2.DD

THE CIVIC FEDERATION
RESEARCH • INFORMATION • ACTION
EST. 1894
GRA MEMBER ORGANIZATION

Total Chicago Property Tax Burden Rose by $2.7 Billion, or 53.3%, Between Tax Years 2014 and 2023

November 25, 2024

This short report presents trends on increases in total property tax extensions for all the governments on typical Chicago property tax bills. A taxpayer in the City of Chicago pays property taxes to 7 or 8 local governments, depending on which part of the City they live.

An ***extension*** is the total amount of property tax revenue a government receives after applying tax extension limitations and rate limits. Property taxes in a particular tax year are payable in the following year. So, taxes levied in tax year 2023 are payable in 2024. In effect, a property tax extension is the financial burden on property owners.

Detailed information about the Cook County tax extension process can be found in the Civic Federation's primer here.

Chicago Mayor Brandon Johnson originally proposed a $300 million property tax increase to help close the City's FY2025 $982.4 million budget gap. The City Council unanimously rejected the proposal on November 13, 2025. Since then, the mayor has reduced his request for a property tax increase to $150 million with mixed reviews from Council members. At the time of publication, it is unclear how this issue will be resolved.

About Property Taxes

The property tax is an *ad valorem* tax, which is a tax on the value of property. This tax is a major source of revenue for local governments such as municipalities or school districts.

Governments rely heavily on this tax because it is a relatively stable source of revenue. It is inelastic as, unlike sales or income taxes, collections in most jurisdictions tend not to fluctuate with changes in economic conditions. In addition, a very high percentage of property owners typically pay property taxes when they are due. If they fail to do so by the payment deadline – typically two and a half years for personal property and one year for commercial property – a tax buyer can go to court and obtain ownership of the property.

Despite their high rate of on-time payment, property taxes rank among the least popular taxes, as they are imposed on an unrealized capital gain, which is the increase in value of the taxpayer's property. Because the tax is based on the property value, not the owner's income, a homeowner or business

owner's property tax bill can rise even if the taxpayer's cash position declines. This can be particularly burdensome for taxpayers living in areas experiencing rapidly increasing property values.

Cook County property tax bills are sent to property owners in two installments. The first, which is 55% of the prior year's total tax bill, is due in March. The second bill, due in August, accounts for the remainder of property taxes owed as determined by government extensions for the upcoming tax year. Unlike other taxes paid throughout the year at the time of purchase or deducted from paychecks, the bills are highly visible and widely reported on – factors that contribute to their unpopularity.

Finally, Cook County is divided into three assessment districts; one-third of the County is reassessed every third year. The reassessment process adjusts the value of property for taxation purposes based on estimates of changes in real estate market value. Depending on several variables, such as changes in market conditions, the valuation of similar properties, and the degree to which governments increase their property tax extensions, property owners may experience significant increases in the property's assessed value and, correspondingly, their property tax bills.

Property Tax Extension Trends Between Tax Years 2014 and 2023

The chart below shows the total amount of property tax extensions between tax years 2014 and 2023 for the seven major governments on the typical Chicago property owner's tax bill. These include:

- Three major governments: Chicago Public Schools, the City of Chicago, and Cook County, which averaged over 82% of all property tax receipts in the years reviewed. Data is presented individually for these governments.
- Four smaller governments: City Colleges of Chicago, Chicago Park District, Forest Preserve District of Cook County, and Metropolitan Water Reclamation District. Data for these governments is aggregated under the "Other" category in the chart.

Chicago residents living south of 87th Street also pay property taxes to the South Cook Mosquito Abatement District. Additionally, there are special service areas scattered throughout the city where taxpayers have agreed to pay more property taxes in order to receive enhanced services.

Two of the governments reviewed – the City of Chicago and Cook County – are home rule governments without legal limits on the amount they can increase property taxes per year. However, Chicago does have a self-imposed property tax cap that limits the rate of growth in the levy to the lesser of 5% or the growth in the Consumer Price Index (CPI), with some exceptions for debt service, pensions, expiring tax increment financing (TIF) districts and new property. Cook County has held its base property tax level flat at $720.5 million since 2001 but does collect some additional property tax revenue from expiring TIF districts, new property, and expiring incentives.

The other taxing bodies are non-home rule governments, which can only increase property taxes annually by the 5% "Tax Cap" or the rate of inflation, whichever is less under the state's Property Tax Extension Limitation Law (PTELL), with some exceptions for non-capped funds such as debt service, new property, annexed property, recovered tax increment financing district increment, and expired incentive value.

Property Tax Trends Between Tax Years 2014 and 2023

Information about major Chicago area government property tax extension trends is presented below. In the ten-year period reviewed:

- The total property tax burden rose by $2.7 billion, or 53.3%, between tax years 2014 and 2023. This increased from $5.1 billion to $7.8 billion.

- During this same period (calendar years 2015 and 2024), inflation rose by approximately 35%, according to the U.S. Bureau of Labor Statistics.
- The Chicago Public Schools increased property taxes from $2.4 billion to $3.8 billion, a 60.6% or $1.4 billion increase. Much of the increase is due to the reinstatement of a dedicated property tax levy to fund teacher pensions in FY2017. The pension levy was reinstituted beginning in FY2017 at a tax rate of 0.383%; the rate was increased to 0.567% in FY2018. This has allowed CPS to receive additional property tax revenue outside the PTELL tax cap. In the first year of implementation, this additional revenue was approximately $250 million; it grew to $557.1 million in FY2024.
- The City of Chicago increased property taxes from $956.12 million to $1.8 billion, a 96.4% or $921 million increase. Much of this increase was due to a state statutory requirement to increase funding for the City's historically underfunded pension funds and to put their funding on an actuarial basis. The portion of the extension dedicated to pensions alone rose from $67.1 million in FY2015 to $1.4 billion in FY2024.
- During the same period, other taxing districts increased property taxes by $275.0 million, or 26.9%, rising from $1.0 billion to $1.3 billion.
- Cook County's government property taxes rose by 9.9%, increasing from $728.2 million to $800.6 million.

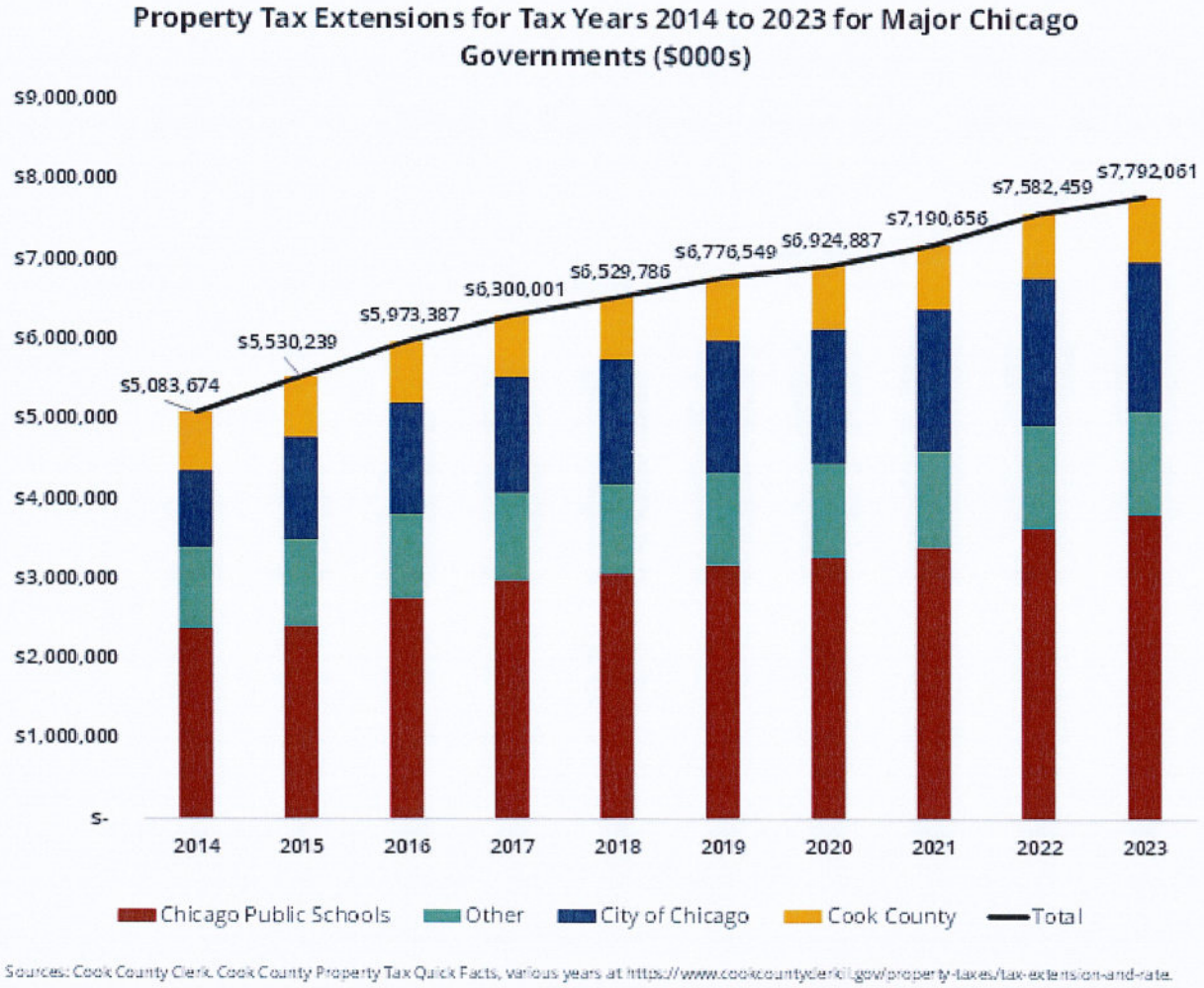

Sources: Cook County Clerk, Cook County Property Tax Quick Facts, various years at https://www.cookcountyclerkil.gov/property-taxes/tax-extension-and-rate.

The following chart shows the percentage of total property tax burden per government for tax years 2014 through 2023. Chicago Public Schools' share of total property taxes rose from 46.7% to 49.0% in the period reviewed. The City of Chicago's percentage of total extensions increased from 18.8% to 24.1%. The four "Other" governments' property taxes declined from 20.1% to 16.7%, while the Cook County share fell from 14.3% to 10.3%.

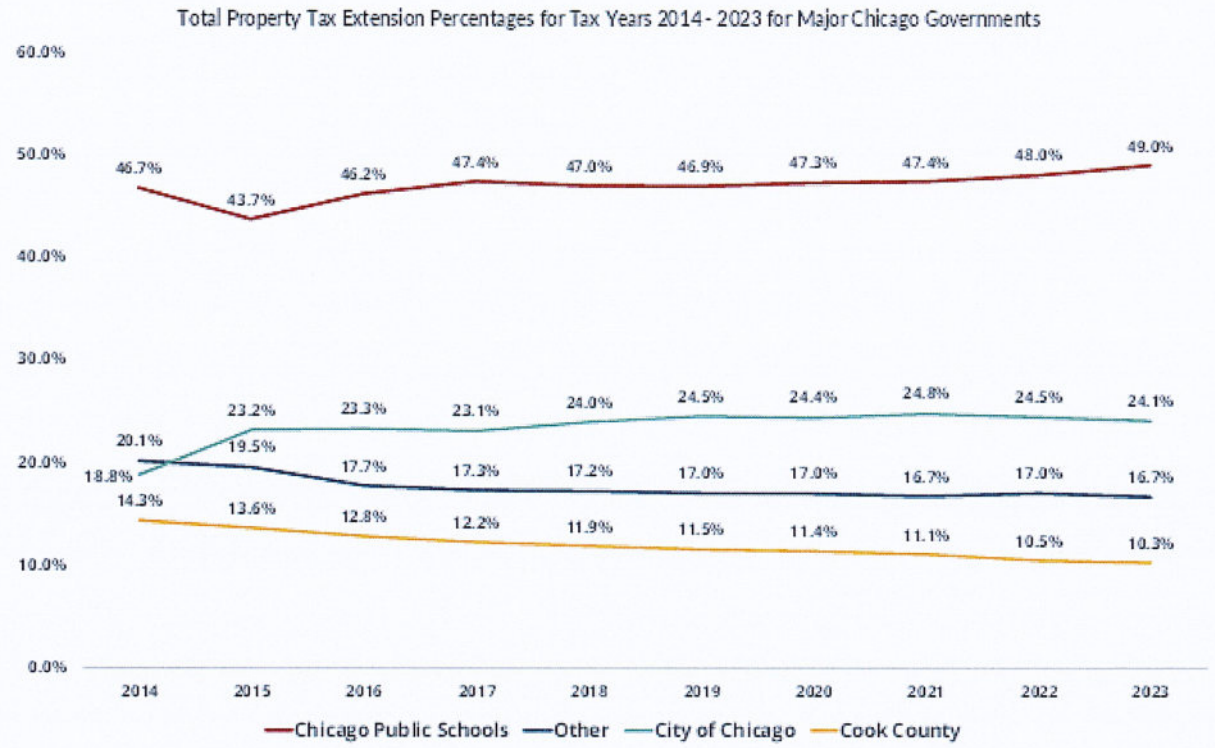

Changes in Chicago Property Tax Bills Between Tax Years 2014 and 2023

Property tax bills are calculated according to the following formula:

1. The Cook County Assessor's Office determines a property's fair market value (what it would sell for in the marketplace).
2. An assessment percentage is applied. In Cook County, residential property is assessed at 10% of fair market value.
3. An equalization factor established by the Illinois Department of Revenue is applied. The equalization factor is used to achieve uniform property assessments throughout the state.
4. The assessed valuation multiplied by the equalization factor yields the property Equalized Assessed Valuation (EAV) or the taxable value of the property.
5. Then, a homeowner's exemption for primary residences is applied, reducing the property's taxable value. In 2014 it was $7,000. The exemption was increased to $10,000

in 2015.

6. Subtracting the homeowner's exemption from the EAV yields an adjusted EAV.
7. Finally, a composite property tax rate, which totals the tax rate of all seven or eight governments imposing levying property taxes on that property, is applied to yield a tax bill. In 2014, the rate was 6.808%; by 2023, it had risen to 6.995%.

Information about how Cook County property tax bills are calculated can be found here.

As the charts below show, a sample property tax bill for a home worth $250,000 in tax year 2014 was approximately $4,162. It rose to $4,575 in tax year 2023.

CITY OF CHICAGO SAMPLE RESIDENTIAL PROPERTY TAX 2014 TAX YEAR PAYABLE IN 2015	
Fair Market Value	$ 250,000
Assessment Percentage	X 10%
Assessed Valuation	$ 25,000
Equalization Factor	X 2.7253
Equalized Assessed Valuation (EAV)	$ 68,133
Homeowner Exemption	- $7,000
Adjusted EAV	$ 61,133
Composite Tax Rate	X 6.808%
Amount of Tax Bill	**$ 4,162**

Source: Cook County Clerk Tax Rate Report 2014, p. vi at https://www.cookcountyclerkil.gov/sites/default/files/publications/2014%2520Tax%2520Rate%2520Report_0.pdf.

CITY OF CHICAGO SAMPLE RESIDENTIAL PROPERTY TAX 2023 TAX YEAR PAYABLE IN 2024	
Fair Market Value	$ 250,000
Assessment Percentage	X 10%
Assessed Valuation	$ 25,000
Equalization Factor	X 3.0163
Equalized Assessed Valuation (EAV)	$ 75,408
Homeowner Exemption	- $10,000
Adjusted EAV	$ 65,408
Composite Tax Rate	X 6.995%
Amount of Tax Bill	**$ 4,575**

Source: Cook County Clerk Tax Rate Report 2023, p. vi at https://www.cookcountyclerkil.gov/sites/default/files/publications/2014%2520Tax%2520Rate%2520Report_0.pdf.

Recent Blog Posts

December 9, 2025

State of Illinois Enacts $52.6 Billion FY2026 Capital Budget, Continues to Improve Its Credit Rating

December 1, 2025

Understanding Chicago's 2026 Record TIF Surplus

November 19, 2025

How reliable is Chicago's assumption of casino revenue?

November 18, 2025

Illinois' New Department of Early Childhood

November 7, 2025

Which Cuts Didn't Make the Cut - Efficiency Opportunities for Chicago's FY2026 Budget

---

© Copyright 2025 The Civic Federation

EXHIBIT 2.EE

FY2025

ANNUAL APPROPRIATION ORDINANCE

(0314/1025/2025)

	Appropriations	Amount
0000 Personnel Services		
0005	Salaries and Wages - on Payroll	$58,090,031
0012	Contract Wage Increment - Prevailing Rate	860,295
0015	Schedule Salary Adjustments	48,818
0020	Overtime	5,556,001
0091	Uniform Allowance	50,000
0000 Personnel Services - Total*		**$64,605,145**
0100 Contractual Services		
0140	For Professional and Technical Services and Other Third Party Benefit Agreements	$4,262,432
0154	For the Rental and Maintenance of Data Processing, Office Automation and Data Communications Hardware	6,924
0157	Rental of Equipment and Services	1,420,305
0160	Repair or Maintenance of Property	26,500
0185	Waste Disposal Services	3,695,793
0100 Contractual Services - Total*		**$9,411,954**
0200 Travel		
0229	Transportation and Expense Allowance	79,390
0200 Travel - Total*		**$79,390**
0300 Commodities and Materials		
0340	Material and Supplies	$6,899,527
0345	Apparatus and Instruments	1,500
0300 Commodities and Materials - Total*		**$6,901,027**
0400 Equipment		
0401	Tools Less Than or Equal to $100/Unit	$25,000
0402	Tools Greater Than $100/Unit	99,673
0440	Machinery and Equipment	245,923
0400 Equipment - Total*		**$370,596**
9400 Transfers and Reimbursements		
9438	For Services Provided by the Department of Fleet and Facilities Management	$4,750,000
9481	For Services Provided by the Department of Streets and Sanitation	7,767,702
9400 Transfers and Reimbursements - Total		**$12,517,702**
Appropriation Total*		**$93,885,814**

Dept Fund Total	**$102,275,927**
Department Total	**$400,507,283**

EXHIBIT 2.FF

NEW ISSUE – BOOK-ENTRY ONLY

$300,200,000
CITY OF CHICAGO
SECOND LIEN WATER REVENUE BONDS, REFUNDING SERIES 2024A

DATED: Date of Delivery

RATINGS	"A+" (Stable Outlook) Fitch Ratings "AA" (Stable Outlook) Kroll Bond Rating Agency "A+" (Stable Outlook) S&P Global Ratings
ISSUANCE	The City of Chicago Second Lien Water Revenue Bonds, Refunding Series 2024A (the "*Bonds*") are being issued pursuant to an Amended and Restated Master Indenture of Trust Securing City of Chicago Second Lien Water Revenue Bonds, dated as of May 1, 2023 (the "*Master Indenture*"), from the City of Chicago (the "*City*") to The Bank of New York Mellon Trust Company, N.A., as successor trustee (the "*Trustee*"), as last supplemented by the Fifteenth Supplemental Indenture Securing Second Lien Water Revenue Bonds, Refunding Series 2024A dated as of September 1, 2024. See "**INTRODUCTION – Authorization.**"
TAX EXEMPTION	Subject to compliance by the City with certain covenants, in the opinion of Co-Bond Counsel, under present law, interest on the Bonds is excluded from the gross income of the owners thereof for federal income tax purposes and is not included as an item of tax preference for purposes of the federal alternative minimum tax. Interest on the Bonds is not exempt from present Illinois income taxes. See "**TAX MATTERS.**"
SECURITY AND LIEN STATUS	The Bonds are limited obligations of the City having a claim for payment of principal and interest solely from the Net Revenues pledged to their payment as described herein. The Bonds have a claim for payment from the Net Revenues on an equal and ratable basis with the City's Outstanding Second Lien Bonds and any Second Lien Parity Bonds that may be issued from time to time in the future. ***There are no outstanding Senior Lien Bonds, and the City has covenanted under the Master Indenture not to issue any obligations with a claim to Net Revenues of the Water System senior to that of Outstanding Second Lien Bonds, including the Bonds.*** See "**INTRODUCTION – Lien Status and Security for the Bonds**" and "**SECURITY FOR THE BONDS.**"
LIMITED OBLIGATIONS	**THE BONDS DO NOT CONSTITUTE AN INDEBTEDNESS OF THE CITY WITHIN THE MEANING OF ANY CONSTITUTIONAL OR STATUTORY PROVISION OR LIMITATION AS TO INDEBTEDNESS. THE BONDS DO NOT HAVE A CLAIM FOR PAYMENT FROM ANY TAXES OF THE CITY. THE BONDS ARE NOT SECURED BY A LIEN ON OR A SECURITY INTEREST IN THE PHYSICAL ASSETS OF THE WATER SYSTEM. THE CITY SHALL NOT BE OBLIGATED TO PAY THE BONDS EXCEPT FROM THE REVENUES PLEDGED TO THEIR PAYMENT.**
REDEMPTION	The Bonds are subject to optional redemption prior to maturity as described herein under "**DESCRIPTION OF THE BONDS – Redemption – Optional Redemption**". The Bonds are not subject to mandatory sinking fund redemption.
PURPOSES	The City will use the proceeds from the sale of the Bonds to (i) pay at maturity or refund certain Outstanding Second Lien Water Revenue Bonds of the City, and (ii) pay costs of issuance of the Bonds. See "**PLAN OF FINANCE.**"
DENOMINATIONS	Multiples of $5,000.
INTEREST PAYMENT DATES	On each May 1 and November 1, commencing May 1, 2025.
PRINCIPAL PAYMENTS DATES	On each November 1, as shown on the inside cover page.
BOOK-ENTRY ONLY FORM	The Bonds will be issuable as fully registered bonds in the name of Cede & Co., as registered owner and nominee of The Depository Trust Company, New York, New York ("*DTC*"). See "**DESCRIPTION OF THE BONDS – Book-Entry Only Form**."
CLOSING/SETTLEMENT	On or about September 25, 2024.
CERTAIN LEGAL MATTERS	Legal matters incident to the authorization and issuance of the Bonds will be addressed by separate approving legal opinions of Miller, Canfield, Paddock and Stone, P.L.C., Chicago, Illinois, and Holley & Pearson-Farrer LLP, Chicago, Illinois, Co-Bond Counsel. Certain legal matters will be passed upon for the City by (i) its Corporation Counsel, and (ii) in connection with the preparation of this Official Statement, Cotillas and Associates and Burke Burns and Pinelli, Ltd., Co-Disclosure Counsel to the City. Certain legal matters will be passed upon for the Underwriters by Greenberg Traurig, LLP, Chicago, Illinois. See "**CERTAIN LEGAL MATTERS.**"

MESIROW FINANCIAL, INC. **CABRERA CAPITAL MARKETS, LLC**

ACADEMY SECURITES **BLAYLOCK VAN, LLC** **SAN BLAS SECURITIES** **WELLS FARGO SECURITIES**

Dated September 10, 2024

The City was not a signatory to the MOU, but in 1996, in an effort to assist the State in meeting the diversion requirements set out in the MOU, voluntarily agreed to expand a Water Conservation Plan initially implemented by the Department in 1989. The City's 1996 Water Conservation Plan (the "1996 Plan") expanded the repair program to eliminate or prevent delays in leak repairs, expanded its public education program and required the metering of various large non-metered water users. Since the MOU, the City has seen a decrease in its actual water usage.

Illinois Allocations. The IDNR, previously a part of the Illinois Department of Transportation, is responsible for the apportionment of Lake Michigan water within the State pursuant to the Level of Lake Michigan Act (615 ILCS 50/1 et seq.). On July 28, 1999, the IDNR entered its allocation Order LMO 99-3 with respect to its allocations of Lake Michigan water. The allocations under Order LMO 99-3 to the City and to the suburbs served by the City are as follows:

LAKE MICHIGAN ALLOCATION UNDER ORDER LMO 99-3
TO CITY AND SUBURBS SERVED BY CITY[1]

Year	City	Suburbs	Total
2000	713.0	334.3	1,047.3
2010	737.1	362.2	1,099.3
2020	750.1	377.1	1,127.2

[1] Source: IDNR. Allocations are rounded to tenths; actual allocations are specific to .001 MGD. Figures are in Cubic Feet per Second.

In 2023, the IDNR completed its review of and hearings on all domestic Lake Michigan water allocations and proposed allocation adjustments for all permittees to reflect current use and future demands out to the year 2050 and issued its Final Administrative Decision in February 2024. The allocation adjustment under the IDNR's Final Administrative Decision will reduce the City's allocation by approximately 20%, although the City's allocation is for the City only and does not include an allocation for the City's suburban customers which each have their own Lake Michigan allocation. Even with these reductions, however, Chicago's allocation will still be above the City's anticipated actual daily usage through 2050, and the allocations approved by the IDNR easily accommodate the additional usage resulting from the implementation of the Chicago-Joliet WSA and the extended agreement with the DuPage Water Commission.

FINANCIAL OPERATIONS

Rates, Fees, and Users

The Water Fund receives no share of any state or local property or income taxes. Revenues from the sale of water provide for the operation, maintenance and debt service of the Water System. The City obtains Water System operating revenues only from the users of the Water System. The operating revenues from users of the Water System do not flow through the State, any State agency, or any other political subdivision, but are paid directly to the City. See "WATER SYSTEM SERVICE AREA – Non-City Customers" below.

Water System rates are currently set by the City Council. No regulation by any administrative agency applies to Water System rates. Current Water System rates for metered accounts are based on a dollar rate per thousand cubic feet. The assessment of non-metered users is based on a formula primarily involving the front width of the building and the number of stories therein plus a charge for an outside hose connection and extra charges for large water-using devices such as water-cooled air conditioners. See

"Water System Rates" and "Transition to AWWA Cost-of-Service Water Rate Methodology for Suburban Customers" below.

Certain publicly owned properties and not-for-profit organizations enjoy exemptions from the payment of Water System rates in connection with metered accounts. These exemptions range from 100% (e.g., for many publicly owned entities such as properties owned by the City and certain not-for-profit organizations that have net assets or fund balances at the end of the year preceding the water rate charge of less than $1 million) to 25% (e.g., for not-for-profit organizations having net assets or fund balances at the end of the year preceding the water rate charge of greater than or equal to $10 million but less than $250 million).

Whenever projected Gross Revenues will not be sufficient to comply with the Rate Covenant in the Indenture, the City is required to prepare a rate study for the Water System identifying the rate charges necessary to comply with the Rate Covenant, and the Budget Office and the Chief Financial Officer are required to recommend appropriate action to the City Council to comply with the Rate Covenant, which may include rate increases and/or expenditure reductions. See "INTRODUCTION – Rate Covenant."

Water System Rates

Historical Water System rates, as authorized by the City Council, are summarized in the table below. By ordinance, annual Water System rates are now automatically adjusted by applying to the previous year's rates the rate of inflation, calculated based on the Consumer Price Index published by the United States Bureau of Labor Statistics for the 365-day period ending on the most recent January 1. Such increases do not require further action by the City Council. Any such automatic annual increase, however, is capped at 5% of the previous year's rate. Subject to applicable rate covenants, the City Council may take action at any time to alter the then-current schedule of water rates. On June 1, 2024, the water rate increased by 3.37% to $4.70 per 1,000 gallons.

Historical Water System rates, as authorized by the City Council, are summarized in the table below.

HISTORICAL WATER RATE INCREASES

Date Effective	1,000 Cubic Feet	1,000 Gallons	Increase Over Prior Rate (%)
Jan. 1, 2015	28.52	3.81	15.00
June 1, 2016	28.52	3.81	0.00
June 1, 2017	29.04	3.88	1.83
June 1, 2018	29.49	3.95	1.54
June 1, 2019	29.73	3.98	0.82
June 1, 2020	30.46	4.08	2.45
June 1, 2021	30.79	4.13	1.10
June 1, 2022	32.33	4.33	5.00
June 1, 2023	33.95	4.55	5.00
June 1, 2024	35.10	4.70	3.37

Source: City of Chicago, Department of Water Management.

EXHIBIT 2.GG

NEW ISSUE—BOOK-ENTRY ONLY

$138,260,000
CITY OF CHICAGO
Second Lien Wastewater Transmission Revenue Bonds, Refunding Series 2024B

DATED: Date of Delivery

RATINGS	A+ (Stable Outlook) Fitch AA- (Stable Outlook) Kroll A+ (Stable Outlook) S&P AA (Stable Outlook) S&P (Insured Bonds)
ISSUANCE	The City of Chicago Second Lien Wastewater Transmission Revenue Bonds, Refunding Series 2024B (the "*Bonds*") which will be issued pursuant to a Master Indenture of Trust dated as of May 1, 2023, as supplemented by a Second Supplemental Indenture dated as of April 1, 2024 (relating to certain technical corrections) (the "*Master Indenture*"), as supplemented by a Fourth Supplemental Indenture dated as of December 1, 2024 (relating to the issuance of the Bonds) (together with the Master Indenture, the "Indenture") from the City to Amalgamated Bank of Chicago, Chicago, Illinois, as trustee (the "*Trustee*"). See "**INTRODUCTION— Authorization**."
TAX EXEMPTION	Subject to the accuracy of certain representations and continuing compliance by the City with certain covenants, in the respective opinions of Co-Bond Counsel, under present law, interest on the Bonds is excludable from the gross income of their owners for federal income tax purposes and thus will be exempt from present federal income taxes based upon gross income. Such interest is not included as an item of tax preference in computing the federal alternative minimum tax on individuals. Interest on the Bonds is included in computing the adjusted financial statement income of those corporations subject to the corporate alternative income tax. Interest on the Bonds is not exempt from present Illinois income taxes. See "**TAX MATTERS**."
SECURITY	The Bonds are limited obligations of the City having a claim for payment of principal and interest solely from Second Lien Bond Revenues on an equal and ratable basis with all other Second Lien Bonds that are Outstanding from time to time. The Bonds, together with any other Outstanding Second Lien Bonds, are secured by and payable from certain moneys and securities held by the Trustee under the Indenture, including but not limited to, any amounts on deposit in Second Lien Construction Accounts. The claim of the Bonds, together with any other Outstanding Second Lien Bonds, to Net Revenues Available for Bonds is junior and subordinate to the claim of the City's Outstanding Senior Lien Bonds. See "**SECURITY FOR THE BONDS**."
LIMITED OBLIGATIONS	**THE BONDS DO NOT CONSTITUTE AN INDEBTEDNESS OF THE CITY WITHIN THE MEANING OF ANY CONSTITUTIONAL OR STATUTORY PROVISION OR LIMITATION AS TO INDEBTEDNESS. THE BONDS DO NOT HAVE A CLAIM FOR PAYMENT FROM ANY TAXES OF THE CITY. THE BONDS ARE NOT SECURED BY A LIEN ON OR A SECURITY INTEREST IN THE PHYSICAL ASSETS OF THE SEWER SYSTEM. THE CITY SHALL NOT BE OBLIGATED TO PAY THE BONDS EXCEPT FROM THE SECOND LIEN BOND REVENUES PLEDGED TO THEIR PAYMENT.**
OPTIONAL REDEMPTION	The Bonds are subject to optional redemption prior to maturity as described herein under "**DESCRIPTION OF THE BONDS—Redemption**." The Bonds are not subject to mandatory sinking fund redemption.
BOND INSURANCE	The scheduled payment of principal of and interest on the Bonds maturing on January 1 of the years 2030 through 2039, inclusive (the "Insured Bonds"), when due will be guaranteed under a municipal bond insurance policy to be issued concurrently with the delivery of the Insured Bonds by Build America Mutual Assurance Company ("BAM").
PURPOSES	The City will use the proceeds from the sale of the Bonds to (i) refund certain Outstanding Second Lien Wastewater Transmission Revenue Bonds of the City, (ii) pay costs of issuance of the Bonds and (iii) pay the premium for the Policy issued by BAM. See "**PLAN OF FINANCE**."
DENOMINATIONS	The Bonds will be issued in denominations of $5,000 or any integral multiple thereof.
INTEREST PAYMENT DATES	On each January 1 and July 1, commencing July 1, 2025.
PRINCIPAL PAYMENT DATES	On each January 1, as shown on the inside cover page.
BOOK-ENTRY ONLY FORM	The Bonds will be issuable as fully registered bonds in the name of Cede & Co., as registered owner and nominee of The Depository Trust Company, New York, New York ("*DTC*"). See "**DESCRIPTION OF THE BONDS—Book-Entry-Only Form**"
CLOSING/SETTLEMENT	On or about December 4, 2024.
CERTAIN LEGAL MATTERS	The Bonds are offered when, as and if issued, and accepted by the Underwriters, subject to delivery of separate approving legal opinions by ArentFox Schiff LLP, Chicago, Illinois, and Zuber Lawler LLP, Chicago, Illinois, Co-Bond Counsel, and to certain other conditions. Certain legal matters will be passed upon for the City by (i) its Corporation Counsel, and (ii) in connection with the preparation of this Official Statement, Charity & Associates, P.C., Chicago, Illinois, and BurgherGray LLP, Chicago, Illinois, Co-Disclosure Counsel to the City. Certain legal matters will be passed upon for the Underwriters by Croke Fairchild Duarte & Beres LLC, Chicago, Illinois. See "**CERTAIN LEGAL MATTERS**."

Cabrera Capital Markets LLC **PNC Capital Markets LLC**

Loop Capital Markets **North South Capital** **Rice Financial Products Company** **San Blas Securities**

Dated: November 20, 2024

FINANCIAL OPERATIONS

Sewer Service Rates

Revenues from sewer service charges provide funds for the operation, maintenance and debt service of the Sewer System. The Sewer Revenue Fund receives no share of any state or local property or income taxes.

Sewer service rates are set by ordinance- and the City Council has authority to make adjustments to sewer service rates. No regulation by any administrative agency applies to the Sewer System rates. Under certain conditions, the Authorized Officer shall recommend appropriate action to the City Council to comply with the Rate Covenant. See "SECURITY FOR THE BONDS – Rate Covenant."

The sewer service charge is established in an amount designed to pay the costs of Sewer System operations and capital improvements, including any related debt service. The Sewer System rates for all accounts located within the City are a percentage of the Water System rates and the current charge for sewer service is an amount equal to 100 percent of the gross amount charged for water service, whether such water service is metered or nonmetered.

Metered water rates are based on a dollar rate per thousand cubic feet. The assessment of non-metered users is based on a formula related to the size of the relevant property and other use-related factors. Because the Sewer System rates are calculated as a percentage of the Water System rates, Sewer System rates also increase when Water System rates increase. Annual Water System rates are required to be increased, pursuant to the Municipal Code, by applying to the previous year's rates the rate of inflation, calculated based on the Consumer Price Index – Urban Wage Earners and Clerical Workers (Chicago All Items) published by the United States Bureau of Labor Statistics for the 365-day period ending on the most recent January 1 up to a maximum increase of 5%. Such increases do not require further action by the City Council, but the City Council may take action at any time to alter the then-current schedule of water rates. Under certain conditions, the Authorized Officer shall recommend appropriate action to the City Council to comply with the Rate Covenant.

On June 1, 2024, the water rate increased by 3.37 percent to $4.70 per 1,000 gallons. See "SECURITY FOR THE BONDS – Rate Covenant."

The historical sewer rates are shown in the following table.

HISTORICAL SEWER RATES

Effective Date	Gross Water Rate Per 1,000 Gallons	Water Rate Increases	Percentage of Water Bill	Per 1,000 Gallons	Percentage Change
June 1, 2018	$3.95	1.54%	100%	$3.95	1 .54%
June 1, 2019	3.98	0.82%	100%	3.98	0.82%
June 1, 2020	4.08	2.45%	100%	4.08	2.45%
June 1, 2021	4.13	1.10%	100%	4.13	1.10%
June 1, 2022	4.33	5.00%	100%	4.33	5.00%
June 1, 2023	4.55	5.00%	100%	4.55	5.00%
June 1, 2024	4.70	3.37%	100%	4.70	3.37%

Sewer Accounts

As of December 31, 2023, the Sewer System supplied 494,384 accounts. As shown in the table below, of these 494,384 accounts, 58,904 were exempt accounts, resulting in a total of 435,480 revenue paying sewer accounts. Senior citizens age 65 and older who reside in their own residence with a separate water meter or separate water assessment for that residence may apply for an exemption from payment of the sewer service charge. Senior citizens age 65 and older living in condominiums, co-ops or townhouses are not eligible for the exemption, but are eligible to apply for an annual rebate of $50 on sewer service charges.

The following table reflects the total accounts of the Sewer System, nonmetered and metered, net of exempt accounts, for the years 2019 through 2023.

Water System and Sewer System Accounts

	Water Accounts			Sewer Accounts	
Year Ended December 31	Non-metered	Metered	Total	Exempt	Revenue Paying Sewer Accounts
2019	178,348	316,262	494,610	66,889	427,721
2020	177,641	316,783	494,424	63,608	430,816
2021	176,931	317,398	494,329	62,680	431,649
2022	172,048	322,226	494,274	60,006	434,268
2023	170,456	323,928	494,384	58,904	435,480

During 2023, residential accounts represented approximately 66 percent of Sewer System revenues and industrial and commercial accounts represented approximately 26 percent of such revenues. The remaining 8 percent of revenues were derived from governmental and not-for-profit organizations. During the same period, residential non-metered accounts were approximately 30 percent of Sewer System revenues and residential metered accounts were approximately 70 percent of such revenues. All industrial and commercial accounts are metered. There are no large industrial or commercial users that account for more than five percent of Sewer System revenues. The five largest accounts of the Sewer System are shown on the following table.

Fiscal Year 2023 Five Largest Sewer Accounts by Revenue

Customer	Revenue (dollars in thousands)
City of Chicago Department of Aviation	$5,049
Chicago Housing Authority	3,814
The University of Chicago	2,555
University of Illinois at Chicago	2,537
Chicago Park District – Lincoln Park	1,810
Total of Top 5	**$15,765**
% of Sewer Sales	**4.09**
Total Billed Sewer Fees[1]	**$385,600**

Source: City of Chicago, Department of Water Management

(1) Actual amounts billed during calendar year; differs from Sewer Fund Basic Financial Statements which include charges accrued for calendar year regardless of year in which billed and consolidates accounts under the same account name using a different methodology.

Collections and Delinquencies

The City's Department of Finance issues bills for water, sewer, water tax, sewer tax, and refuse charges on a unified utility bill. The collection strategy involves collection of amounts owed on the unified utility bills as a whole, and for this reason the Department of Finance follows the same collection strategy for collecting water and sewer charges, as described below. The Department of Finance bills most large industrial, commercial, and wholesale municipal accounts each month, with a few exceptions that are billed quarterly. Metered residential accounts and smaller accounts are generally billed once every two months, unless a customer enters into a payment arrangement or enrolls in the UBR Program (as defined below), in which case they are billed monthly. As of October 2024, and since December 2020, non-metered accounts are billed monthly.

Payments on both metered and non-metered accounts are due 21 days after the bills are issued. A late payment penalty assessed at a monthly rate of one and one-fourth percent is imposed on all charges exceeding $10.00 for which payment in full is not received within 30 calendar days from the date the bill was issued.

Delinquency notices, which were generated at an average rate of 17,960 per week in 2023, are sent to delinquent account holders when their balances are 30 days past due. A second delinquency notice is sent after 60 days. A third delinquency notice is sent after 90 days. After an active account reaches 365 days past due with a balance greater than $1,000, the portion of the account balance meeting these criteria is referred to an outside collection agency or law firm for collections. Inactive accounts (accounts for prior owners, nonmetered accounts registered as vacant, and those that do not currently have water or sewer service) that are 91 days past due with balances of $200 or greater are referred to an outside collection agency or law firm for collection. Outside law firms may pursue collection by obtaining a judgment at the City of Chicago Department of Administrative Hearings or the Circuit Court of Cook County, by recording a lien against the property, or by additional legal collection actions. Additionally, by ordinance, when a property is transferred, a deed cannot be recorded with the Cook County Clerk's Recording Division unless the Department of Finance certifies that all service charges and penalties due and owing on the unified utility bill for service to that property have been paid in full (unless another law or rule provides otherwise).

Chicago Water and Sewer Tax-Unified Billing

On September 14, 2016, the City Council approved a tax on the use or consumption of water in the City, and on the transfer of wastewater to the Sewer System from properties located in the City (subject to certain exceptions) (the "Chicago Water and Sewer Tax"). The Chicago Water and Sewer Tax revenues are not Gross Revenues of the Sewer System and will not be utilized for the operations of the Sewer System, and the Chicago Water and Sewer Tax revenues will not be pledged to the repayment of the Bonds. The Chicago Water and Sewer Tax current rate is $1.255 per 1,000 gallons and no assurance may be given that it will remain the same.

Chicago residents receiving both water and sewer service from the City, as well as refuse collection services provided by the City's Department of Streets and Sanitation, are sent a unified utility bill ("Unified Bill") which details the charges for each service. The Chicago Water and Sewer Tax appears as a separately stated item on the Unified Bill for City-provided water, sewer and refuse collection services. The first Unified Bills, which included refuse collection services, were sent in 2016 to City residents. Beginning in March 2017, the Unified Bills also included the Chicago Water and Sewer Tax as a separate charge. Pursuant to the City's Municipal Code, payments on the Unified Bills are allocated pro rata among the Chicago Water and Sewer Tax and water, sewer, and refuse collection charges and fees, with oldest unpaid amounts being paid first. No assurance can be given, however, that this will always be the method of allocation of partial payments. It is possible that partial payments may be allocated in the future in a non-pro rata manner, in which event sewer charges could receive a lower priority than refuse collection charges, water charges, and/or Chicago Water and Sewer Tax in allocating partial payments. To date, the Chicago Water and Sewer Tax and the allocation of payments or partial payments on the Unified Bills to water charges, sewer charges, Chicago Water and Sewer Tax, and refuse collection services have not had a material adverse effect on the collection by the City of sewer charges.

Utility Billing Relief Program

In 2019, the City implemented a moratorium on water shutoffs for non-payment. In April 2020, in order to address issues with water affordability for low-income residents, the City launched the Utility Billing Relief Program (the "UBR Program"). The UBR Program provides low-income City residents with a reduced rate on their water rate, sewer rate, and Chicago Water and Sewer Tax as well as debt relief for those who demonstrate they can manage the reduced rate bills for one year. In order to be eligible for the UBR Program, an applicant must meet the income criteria for the Low Income Home Energy Assistance Program, which currently requires that the applicant must earn income at or below 200% of the federal poverty level, and the applicant must own and reside in a single family home, 2-unit, or 3-unit property. As of October 2024, the UBR program has helped approximately 27,000 unique accountholders through reduced billing rates and an opportunity to forgive past utility debt. The UBR Program, and the revenues not collected as a result of the program, have not had, and are not expected to have, any material impact on the security for the Bonds or the ability of the City to pay the debt service on the Bonds.

The amount of annual net sewer charges and cash collected from current and prior years' billings are included in the table below.

ANNUAL NET SEWER CHARGES

Year	Net Sewer Charges[1][2]	Cash Collected During Year for Current Years[1][3]	Percentage of Charges Collected
2019	$363,709	$348,079	96%
2020	338,123	324,999	96%
2021	363,216	348,091	96%
2022	384,818	357,530	93%
2023	385,560	370,321	96%

[1] Dollars in thousands.
[2] Actual amounts billed during calendar year; differs from Sewer Fund Basic Financial Statements which include charges accrued for calendar year regardless of year in which billed.
[3] Includes collections for sewer fees and other revenue related to sewer fees.

Sewer System Revenues Not Connected to the State of Illinois

The State of Illinois is obligated to make payments to the City in instances where it is a user of the Sewer System, except in situations and to the extent that the applicable State of Illinois property qualifies for an exemption. The revenue from the State as a user accounts for less than one percent (1%) of the Sewer System's annual operating revenues. No operating revenues from any users of the Sewer System flow through the State of Illinois. All such revenues are paid directly to the City.

Annual Budget Review and Implementation of Annual Budget

The Department's annual budget is developed and implemented as part of the City's annual budget and it is based upon an analysis of its historical Operation and Maintenance Costs. If projected Gross Revenues are not sufficient to satisfy the rate covenants contained in the ordinances authorizing the Bonds and Senior Lien Bonds and Second Lien Bonds, as determined by the City pursuant to its annual review of the Sewer System, the Department is required, after consultation with the Budget Director and, when appropriate, a qualified independent consulting engineer, to recommend appropriate action to the City Council to comply with the rate covenants. See "SECURITY FOR THE BONDS — Rate Covenant." If necessary, proposed rate increases will be included in the Department's proposed annual budget.

Once the Department has prepared and finalized its proposed annual budget, the Budget Director considers the Department's proposed budget along with the proposed annual budgets recommended and submitted by all of the other departments and agencies whose budgets become part of the City's proposed annual budget. Following the Budget Director's approval, the budgets must be approved by the Mayor, the City Council's Committee on Budget and Governmental Operations and the City Council. After the City Council has approved the proposed annual budget as the City's annual appropriation ordinance, it is forwarded to the Mayor for approval.

Should the Mayor veto the approved annual appropriation ordinance, the City Council may override the veto with a two-thirds vote.

The City Council may also refuse to approve the Mayor's proposed annual budget. In such a case, the appropriate process for passage of the City budget may have to be judicially determined. In addition, in such case, the Sewer System would continue to operate and users would still be required to pay for service. By law, the City's budget must be approved by December 31 of the year preceding the budget year. The Mayor presented the City's 2025 budget recommendations to the City Council on October 30, 2024. The City's 2025 budget is expected to be approved by the City Council in December 2024.

During each year, the Budget Director uses an allotment system to manage each department's expenditures against its respective annual appropriation. The Budget Director requires departments to submit quarterly allotment budgets which the Budget Director, in turn, monitors. Should any department's expenditures exceed its receipt of revenues, the Budget Director, through the quarterly budget allotment procedure, has the authority to institute economy measures against such department to ensure that its expenditures do not exceed or outpace its revenue collection.

The Financial Policies of the Sewer System

The City has developed the following financial policies applicable to the Sewer System (the "Financial Policies"):

Segregation of Funds.

The City maintains all cash and investments of the Sewer Fund in separate bank accounts from the City's general accounts, including those of the Corporate Fund of the City. Gross Revenues of the Sewer System are deposited directly in the segregated accounts after they are allocated from the Unified Bill. As part of the Financial Policies, the City intends to continue maintaining all cash and investment of the Sewer Fund in segregated bank accounts.

Days Cash on Hand.

In addition to the requirement in the Indenture that the City maintain amounts in the Sewer Rate Stabilization Account equal to at least 90 Days' Cash On Hand, the City also intends to maintain at least 270 Days' Cash On Hand. For the purpose of calculating Days' Cash On Hand under the Financial Policies, the balance in the Sewer Rate Stabilization Account will be included, along with any unrestricted cash and investments and any other restricted cash and investments available for the payment of debt service. The City calculates Sewer Fund Days' Cash On Hand as of December 31, 2023 to equal 386 days, and projects that Days' Cash On Hand for the projection period will remain at comparable levels.

The Financial Policies as described above are not a legal requirement to which the City is bound but represent practices that, as of the date of this Official Statement, the City intends to follow in connection with the financial operations of the Sewer System. Subject to compliance by the City with the requirements of the Indenture, the Financial Policies may be changed, terminated in whole or in part, or disregarded in

whole or in part at the City's discretion. No assurance can be given regarding future compliance by the City with the Financial Policies.

Historical and Projected Operations

The Sewer Revenue Fund is separate, distinct and segregated from the City's General Fund and is not encumbered by any liens, claims, security interests or obligations of the City relating to its General Fund. Following are the Sewer Revenue Fund's Statements of Operations, including debt service requirements, as summarized from the audited financial statements of the Sewer Revenue Fund for the years ended December 31, 2019 through December 31, 2023, together with projected financial operations and projected debt service requirements for the years ending December 31, 2024 through December 31, 2028. The projected financial operations and debt service coverage calculations do not include additional assumed issuances of debt through the end of the projection period. There is no assurance of the size or timing of such future transactions or whether they will occur at all.

The Sewer Revenue Fund's operating revenues for 2023 increased by approximately $13.7 million compared to prior year operating revenues. The approximate increase of 3.7% is primarily due to an increase in Sewer System rates that took effect on June 1, 2023. Because the Sewer System rates are calculated as a percentage of the Water System rates, Sewer System rates also increase when Water System rates increase. Rate increases are projected to be partially offset by marginal decreases in water consumption due to water conservation efforts. Therefore, operating revenues are projected to increase at a modest rate.

The Sewer Revenue Fund's operating expenses before depreciation and amortization for 2023 increased by approximate $13.8 million compared to the prior year operating expenses. The approximate increase of 10.0% is primarily due to increases in pension expenses resulting from changes in actuarial assumptions, investment losses due to global market volatility, and repair and maintenance costs.

Projected operating expenses (excluding General Fund reimbursements and pension contributions) in 2024 through 2028 are reflective of an expected increase in expenses based on historical trends. Projected operating expenses also reflect an increase in each year based on growth in indirect costs being charged to the Sewer Revenue Fund as reimbursements to the General Fund. The methodology for charging these indirect costs to the Sewer Revenue Fund is prepared by a third party and is consistent with generally accepted accounting principles. The Sewer Revenue Fund has historically been charged for indirect costs properly allocable to that Fund. Direct pension contributions are budgeted at $28.2 million in 2024. Indirect pension contributions allocable to the Sewer Revenue Fund are budgeted to be $14.6 million in 2024. Pursuant to the Pension Funding Policy (as defined below), the City budgeted the 2024 Advance Pension Contribution (as defined below), of which the Sewer Fund's allocable share was $5.6 million. Future pension contributions are projected to grow from 2025 to 2028 based on the City's internal projections incorporating actual pension fund returns of 12.1% on average for 2022, assumed 0.0% returns in 2023, and a reduction in the discount rate used by MEABF from 7.00% to 6.75% beginning in 2023.

Water usage in the City, upon which sewer charges are based, is assumed to remain stable throughout the projection period. In addition to rate increases, the City could achieve compliance with its Rate Covenant in some other manner, including any combination of rate increases, decreases in operating expenses, changes in its capital improvement program or in the timing and amounts of future borrowings or changes in net transfers to or from the Sewer Rate Stabilization Account and the Residual Account.

The City has prepared the projections discussed herein and summarized in the table below. The City believes that the underlying assumptions provide a reasonable basis for the projections, and that the projections present, to the best of the City's knowledge and belief, the City's expected course of action. However, some of the assumptions upon which the projections are based inevitably will not materialize and unanticipated events and circumstances may occur. The management of the City has prepared the projected financial information set forth below to present the expected financial performance of the Sewer System.

The accompanying projected financial information was not prepared with a view toward complying with the guidelines established by the American Institute of Certified Public Accountants with respect to projected financial information, but in the view of the City's management was prepared on a reasonable basis, reflects the best currently available estimates and judgments, and presents, to the best of management's knowledge and belief, the expected course of action and the expected future financial performance of the Sewer System. Accordingly, these projections are not fact and should not be relied on as being necessarily indicative of future results, and readers of this Official Statement are cautioned not to place undue reliance on the projected operations of the Sewer System which are contained herein.

Neither the City's independent auditors, nor any other independent accountants, have compiled, examined, or performed any procedures with respect to the projected financial information contained herein, nor have they expressed any opinion or any other form of assurance on such information or its achievability, and assume no responsibility for, and disclaim any association with, the projected financial information.

[THE REMAINDER OF THIS PAGE INTENTIONALLY LEFT BLANK.]

Pension Costs

Determination of Pension Contributions

Pension costs paid out of the Sewer Revenue Fund constitute Operation and Maintenance Costs for purposes of determining Net Revenues Available for Bonds and for the City's compliance with its covenants (including the Rate Covenant) under the Bond Ordinance and the Indenture. See "INTRODUCTION – Rate Covenant."

The City participates in four single-employer defined-benefit pension plans for City employees: the Municipal Employees' Annuity and Benefit Fund of Chicago ("MEABF"), the Laborers' and Retirement Board Employees' Annuity and Benefit Fund of Chicago ("LABF," and together with MEABF, the "Municipal and Laborers' Funds"), the Policemen's Annuity and Benefit Fund ("PABF"), and the Firemen's Annuity and Benefit Fund ("FABF," and together with PABF, the "Public Safety Funds," which, together with the Municipal and Laborers' Funds, are referred to herein as the "Retirement Funds"). Sewer System employees participate in the Municipal and Laborers' Funds.

Certain of the annual comprehensive financial reports of the Retirement Funds and certain of the actuarial valuations of the Retirement Funds may be obtained by contacting the Retirement Funds. Certain of these reports may also be available on the Retirement Funds' websites (www.meabf.org; www.labfchicago.org; www.chipabf.org; and www.fabf.org); provided, however, that the contents of these reports and of the Retirement Funds' websites are not incorporated herein by such reference.

Members of each Retirement Fund are eligible (individually, an "Eligible Member," and collectively, "Eligible Members") for an annual annuity payment (the "Annuity Benefits") if they meet certain age, years of service and prior service credit requirements (the "Eligibility Factors"). Benefits to each Eligible Member are statutorily established based on a combination of the Eligibility Factors and the Eligible Member's average annual salary for certain years prior to retirement (the "Annuity Factors").

Annuity Benefits for each of the Retirement Funds are funded from three sources: (i) contributions from the City (the "City Contributions") which are funded from the proceeds of a property tax levy (the "Pension Levy") on all taxable property located within the City or other available funds ("Other Pension Available Funds"), including payments from the Department on behalf of Sewer System employees, (ii) contributions from Eligible Members (the "Employee Contributions," and together with the City Contributions, the "Contributions"), and (iii) investment returns. The Department has historically contributed its pro rata share of City Contributions to the Retirement Systems (the "Department Portion") based on the Annuity Factors for the number of Sewer System employees who are Eligible Members. See APPENDIX D–"CITY OF CHICAGO, ILLINOIS SEWER FUND BASIC FINANCIAL STATEMENTS AS OF AND FOR THE YEAR ENDED DECEMBER 31, 2023, AND INDEPENDENT AUDITOR'S REPORT–Notes to Basic Financial Statements – 6. Pension Plans." Pension liabilities are not recorded at the fund level for the Sewer Revenue Fund.

The City Contributions and Employee Contributions are each established by the Illinois Pension Code (the "Pension Code"). Historically, the Contributions required under the Pension Code do not relate to, and in prior years were substantially less than, the contribution amounts that would have been required if the Retirement Funds were funded based on actuarial determinations of the contribution amounts necessary to fully fund the Annuity Benefits to Eligible Members of each Retirement Fund over an extended period. See "INVESTMENT CONSIDERATIONS – Unfunded Pensions" herein. In an effort to improve the funded status of the Retirement Funds, the Illinois General Assembly passed Public Act 96-1495 ("P.A. 96-1495"), which modified provisions of the Pension Code with respect to PABF and FABF, and Public Act 100-23 ("P.A. 100-23") which modified provisions of the Pension Code with respect to MEABF and LABF.

P.A. 96-1495, as later amended by Public Act 99-506, provides for the City to contribute the actuarially determined amounts necessary to achieve a 90 percent funded ratio in the Public Safety Funds by 2055, but made no changes to the Annuity Benefits for Eligible Employees hired before January 1, 2011 and established Annuity Benefits for Eligible Members hired on or after January 1, 2011 based on the Annuity Factors, but with the average annual salary capped at a certain amount, and the annual increases to the Annuity Benefits tied to the lesser of 3.0 percent or the consumer price index. Additionally, for Eligible Members hired on or after January 1, 2011, P.A. 96-1495 reduced a survivor's Annuity Benefit equal to 2/3 of the Annuity Benefits that the deceased Eligible Member was receiving at the time of his or her death.

The Pension Code establishes Annuity Benefits for Eligible Members of the Municipal and Laborers' Funds hired prior to January 1, 2011 based on the Annuity Factors, subject to 3 percent automatic annual increases after the Eligible Members' first full year of retirement and Annuity Benefits for Eligible Members hired on or after January 1, 2011 based on the Annuity Factors, but with the average annual salary capped at a certain amount, and the annual increases to the Annuity Benefits are tied to the consumer price index. Further, the Pension Code establishes the Employee Contribution for MEABF and LABF Eligible Members hired prior to January 1, 2017 at 8.5 percent of the salary of each employee on an annual basis. Pursuant to P.A. 100-23, MEABF and LABF Eligible Members hired on or after January 1, 2017 ("New Members") will contribute 11.5 percent of their salaries to their respective Retirement Funds and will be eligible for benefits at age 65 (as opposed to age 67 for Eligible Members hired between January 1, 2011 and January 1, 2017) ("Tier II Member"). In addition, Tier II Members of MEABF and LABF will be eligible to receive benefits at age 65 provided that such Tier II Members agree to contribute an additional 3.0 percent of their salaries to their respective Retirement Funds.

P.A. 100-23 requires that the City contribute the actuarially determined amounts required to achieve a 90 percent funded ratio in each of MEABF and LABF by 2058.

2024 Budgeted Contributions

The City's Fiscal Year 2024 budget includes the following contributions to the Retirement Funds (as indicated by total annual contribution and the Sewer Revenue Fund's proportional share): (i) $1,127.8 million for MEABF, of which $16.5 million, or less than two percent, is the Sewer Revenue Fund's proportional share; and (ii) $149.9 million for LABF, of which $17.3 million, or 11.5 percent, is the Sewer Revenue Fund's proportional share. In addition, the 2024 Sewer Fund budget includes $14.6 million for indirect pension contributions chargeable to the Water Fund, and $5.6 million pursuant to the Pension Funding Policy. These 2024 budgeted contributions include the advance pension contribution described below.

The allocations described in this subsection are not all required by statute but represent the City's current method of allocating its pension costs. Subject to the Pension Code, the City may alter the manner in which it allocates its pension costs to these funds at any time.

Pension Funding Policy

Beginning with the 2023 Budget year, the City published a new debt and pension management policy (the "**Pension Funding Policy**") that states: "Starting in fiscal year 2023, the City will annually budget for an advance pension contribution which, in addition to the statutorily required contribution, and in the determination of the CFO, will not increase the total net pension liability of the City's four pension funds based on best efforts projections and information available at the time of budget. This total net pension liability calculation will be based on the GASB 67/68 calculation of net pension liability included annually in the City's Annual Comprehensive Financial Report and will include components of said calculation including interest cost derived from unfunded liability, normal cost, administrative costs, employee contributions and market value of the assets

of the fund." It also provides that the advance contribution shall be paid on the first business day of the year in which such contributions are budgeted.

The 2024 advance pension contribution, for approximately $306.6 million, was included in the 2024 Budget adopted by the City Council on November 15, 2023 (the "**2024 Advance Pension Contribution**"). These advance pension contributions, in addition to preventing an increase in the City's net pension liability, also help avoid market losses due to asset liquidations by the pension funds. In accordance with the Pension Funding Policy, the 2024 Advance Pension Contribution was paid in January 2024. The 2024 Advance Pension Contribution is included in the figures cited above under "2024 Budgeted Contributions." As part of the Pension Funding Policy, the Sewer Revenue Fund pays its proportionate share of the Advance Pension Contribution. For Budget Year 2024, that payment was approximately $3.2 million for MEABF and $2.4 million for LABF.

2024 ADVANCE PENSION CONTRIBUTION BY RETIREMENT FUND
($ IN MILLIONS)

Retirement Fund	Amount
MEABF	$178.1
LABF	20.3
PABF	79.9
FABF	28.3
Total:	$306.6

The City intends to include the investment losses and gains in line with the current practices for the statutory contribution. In 2022, a 12.1% investment loss increased the 2024 pension contribution by $141 million and such losses were included in the Fiscal Year 2024 Budget and are included in the current City's out-year financial planning. Projections of future pension contributions incorporate an a reduction in the discount rate used by MEABF from 7.00% to 6.75% beginning in fiscal year 2023.

Under the Pension Funding Policy, the City projects that it may contribute advance funding amounts of approximately $1.1 billion through 2030, resulting in reduced required contributions of $3.9 billion from 2031 to 2058, resulting in a net reduction in total future pension contributions of $2.8 billion overall and of $60 million in Sewer Fund contributions. These advance contributions to all four funds will help stabilize the overall level of the City's total net pension liability and prevent significant liquidation losses.

The Pension Funding Policy as described above is not a legal requirement to which the City is bound but represents practices that, as of the date of this Official Statement, the City intends to follow in connection with advance pension contributions. Subject to compliance by the City with the requirements of the Indenture and with applicable statutory requirements, the Pension Funding Policy may be changed, terminated in whole or in part, or disregarded in whole or in part at the City's discretion. In addition, any advance pension contributions in 2025 and later years contemplated by the Pension Funding Policy would be subject to approval and appropriation by the City Council. No assurance can be given regarding future compliance by the City with the Pension Funding Policy.

EXHIBIT 2.HH

Revenue from Sewer Service agreements 2017-2025

DocumentI	BusA	Type	Doc. Date	Pstng Date	PK	Amount in local	Text	G/L
1533705	101	SA	1/31/2017	1/31/2017	50	-9,350.96	CITY OF CHGO / 42111634 / MISC BILLING# 11958	460010
1533705	101	SA	1/31/2017	1/31/2017	50	-27,737.67	CITY OF CHGO / 42111634 / MISC BILLING# 11933	460010
1533739	101	SA	2/1/2017	2/1/2017	50	-30,661.37	CITY OF CHGO / 42113626 / MISC BILLING# 11933	460010
1536090	101	SA	3/15/2017	3/15/2017	50	-20,893.63	CITY OF CHICAGO / 42126520 / 11933	460010
1537766	101	SA	4/19/2017	4/19/2017	50	-11,609.90	CITY OF CHICAGO / 42142497 / MISC BILLING# 11969	460010
1546213	101	SA	10/31/2017	10/31/2017	50	-6,020.00	CITY OF CHGO / 42187403 / MBS 11983	460010
1553224	101	SA	4/11/2018	4/11/2018	50	-8,814.95	CITY OF CHICAGO / 42232364 / MBS 11992	460010
1566228	101	SA	2/26/2019	2/26/2019	50	-1,233,156.72	CITY OF CHGO / 42697730 / 12009	460010
1567311	101	SA	3/20/2019	3/20/2019	50	-6,258.99	CITY OF CHGO / 42744633 / O'HARE INV 12011	460010
1568050	101	SA	4/12/2019	4/12/2019	50	-3,703.02	CITY OF CHICAGO / 42766382 / MBS 12010	460010
1572578	101	SA	7/22/2019	7/22/2019	50	-120,351.00	CITY OF CHICAGO / 42807241 / MBS INV 12023	460010
1577139	101	SA	11/8/2019	11/8/2019	50	-39,364.82	CITY OF CHICAGO / 42826281 / MBS INV#12028	460010
1584868	101	SA	5/26/2020	5/26/2020	50	-22,811.90	CITY OF CHICAGO / 42844989 / MBS INV 12044	460010
1589311	101	SA	9/21/2020	9/21/2020	50	-214,748.12	CITY OF CHICAGO / 42855346 / MBS INV 12046	460010
1596067	101	SA	3/31/2021	3/31/2021	50	-35,673.12	CITY OF CHICAGO / 42871634 / MBS#12052	460010
1602957	101	SA	10/20/2021	10/20/2021	50	-6,260.14	CITY OF CHICAGO / 42893147 / SSA-MBS INV 12063	460010
1603161	101	SA	10/28/2021	10/28/2021	50	-166,024.50	CITY OF CHICAGO / 42911459 / MBS INV 12067 SSA	460010
1609229	101	SA	3/28/2022	3/28/2022	50	-180,431.00	CITY OF CHICAGO / 42935673 / MBS INV# 12067 2ND IN	460010
1609378	101	SA	3/29/2022	3/29/2022	50	-20,059.42	CITY OF CHICAGO / 42937064 / MBS INV# 12081	460010
1613912	101	SA	7/15/2022	7/15/2022	50	-18,590.73	CITY OF CHICAGO / 42948123 / MBS-12089	460010
1623253	101	SA	3/7/2023	3/7/2023	50	-380,410.65	CITY OF CHICAGO / 42971490 / MBS INV#12095 SSA	460010
1628828	101	SA	7/25/2023	7/25/2023	50	-480,835.11	CITY OF CHICAGO / 43004396 / MBS 12121	460010
1635849	101	SA	1/9/2024	1/9/2024	50	-2,729.04	CITY OF CHICAGO / 43017262 / 12120 SSA	460010
1639989	101	SA	4/30/2024	4/30/2024	50	-5,368.48	CITY OF CHICAGO / 43028737 / 12139 SSA	460010
1642222	101	SA	6/24/2024	6/24/2024	50	-642,115.37	CITY OF CHICAGO / 43032795 / SSA 12145	460010
1642222	101	SA	6/24/2024	6/24/2024	50	-6,448.05	CITY OF CHICAGO / 43032666 / SSA 12146	460010
1649013	101	SA	12/5/2024	12/5/2024	50	-14,334.64	CITY OF CHICAGO / 43044505 / SSA 12154	460010
1657944	101	SA	7/8/2025	7/8/2025	50	-10,291.25	city of chicag FINANCE / 43065054 / 12176	460010
1657944	101	SA	7/8/2025	7/8/2025	50	-650,916.85	city of chicago FINANCE / 43065054 / 12177	460010
						-4,375,971.40		

Metropolitan Water Reclamation District of Greater Chicago

100 E. Erie Chicago, IL 60611 312 -751-5600

BILLING INVOICE

Real Estate Department
Chicago Department of Aviation
10510 West Zemke Road
Chicago IL 60666

Invoice No.: 11958
Invoice Date: November 1, 2016
Department: Local Sewers
Contact: Rita Shah
Phone #: 312-751-3252

Quantity		Unit Price	Sub Total
1	O'Hare Modernization Program Sewer Service Agreement Annual Sewer Service charges - 2nd Installment Payment	9,350.96	9,350.96

Please PayThis Amount $9,350.96

Please detach this portion and return with your payment

Make all checks payable to:
Metropolitan Water Reclamation District of Greater Chicago
100 E. Erie Street
Chicago, IL 60611

Pay your bill online at:
https://mwrd.org/form/miscellaneous-payment

Invoice Number 11958
Invoice Date November 1, 2016
Invoice Due Date December 1, 2016
Total Invoice $9,350.96
Account Number 460010 Sewer Service Agreements

8.9.2

Metropolitan Water Reclamation District of Greater Chicago

100 E. Erie Chicago, IL 60611 312 -751-5600

BILLING INVOICE

Chicago Department of Aviation
10510 West Zemke Road
Chicago IL 60666

Invoice No.: 11933
Invoice Date: January 29, 2016
Department: Local Sewers
Contact: Rita Shhah
Phone #: 312-751-3252

Quantity		Unit Price	Sub Total
	O'Hare Modernization Program Sewer Service Agreement		
1	2013 2nd Installment	20,893.63	20,893.63
1	2014 1st and 2nd Installments	30,661.37	30,661.37
1	2015 1st and 2nd Installments	27,737.67	27,737.67

Please PayThis Amount $79,292.67

Please detach this portion and return with your payment

Make all checks payable to:
Metropolitan Water Reclamation District of Greater Chicago
100 E. Erie Street
Chicago, IL 60611

Pay your bill online at:
https://mwrd.org/form/miscellaneous-payment

Invoice Number 11933
Invoice Date January 29, 2016
Invoice Due Date February 28, 2016
Total Invoice $79,292.67
Account Number 460010 Sewer Service Agreements

8.9.2

Metropolitan Water Reclamation District of Greater Chicago

100 E. Erie Chicago, IL 60611 312 -751-5600

BILLING INVOICE

Chicago Department of Aviation
Attention: Finance Division
10510 W. Zemke Road
Chicago IL 60666

Invoice No.: 11969
Invoice Date: March 10, 2017
Department: Local Sewers
Contact: Rita Shah
Phone #: 312-751-3252

Quantity		Unit Price	Sub Total
1	O'Hare Modernization Program - Sewer Service Agreement Annual Sewer Service Charges - 1st Installment of 2017	11,609.90	11,609.90

Please PayThis Amount $11,609.90

Please detach this portion and return with your payment

Make all checks payable to:
Metropolitan Water Reclamation District of Greater Chicago
100 E. Erie Street
Chicago, IL 60611

Pay your bill online at:
https://mwrd.org/form/miscellaneous-payment

Invoice Number 11969
Invoice Date March 10, 2017
Invoice Due Date April 9, 2017
Total Invoice $11,609.90
Account Number 460010 Sewer Service Agreements

8.9.2

Metropolitan Water Reclamation District of Greater Chicago

100 E. Erie Chicago, IL 60611 312 -751-5600

BILLING INVOICE

Chicago Department of Aviation
Attention: Finance Division
10510 W. Zemke Road
Chicago IL 60666

Invoice No.: 11992
Invoice Date: March 7, 2018
Department: ENG
Contact: Rita Shah
Phone #: 312-751-3252

Quantity		Unit Price	Sub Total
1	O'Hare Modernization Program Sewer Service Agreement Annual Sewer Service Charges 1st Installment of 2018	8,814.95	8,814.95

Please PayThis Amount $8,814.95

Please detach this portion and return with your payment

Make all checks payable to:
Metropolitan Water Reclamation District of Greater Chicago
100 E. Erie Street
Chicago, IL 60611

Pay your bill online at:
https://mwrd.org/form/miscellaneous-payment

Invoice Number 11992
Invoice Date March 7, 2018
Invoice Due Date April 6, 2018
Total Invoice $8,814.95
Account Number 460010 Sewer Service Agreements

8.9.2

Metropolitan Water Reclamation District of Greater Chicago

100 E. Erie Chicago, IL 60611 312 -751-5600

BILLING INVOICE

Chicago Department of Aviation
Attention: Finance Division
10510 W. Zemke Road
Chicago IL 60666

Invoice No.: 11983
Invoice Date: September 15, 2017
Department: ENG
Contact: Rita Shah
Phone #: 312-751-3252

Quantity		Unit Price	Sub Total
1	O'Hare Modernization Program Sewer Service Agreement Annual Sewer Service Charges - 2nd Installment of 2017	6,020.00	6,020.00

Please PayThis Amount $6,020.00

Please detach this portion and return with your payment

Make all checks payable to:
Metropolitan Water Reclamation District of Greater Chicago
100 E. Erie Street
Chicago, IL 60611

Pay your bill online at:
https://mwrd.org/form/miscellaneous-payment

Invoice Number 11983
Invoice Date September 15, 2017
Invoice Due Date October 15, 2017
Total Invoice $6,020.00
Account Number 460010 Sewer Service Agreements

8.9.2

Metropolitan Water Reclamation District of Greater Chicago

100 E. Erie Chicago, IL 60611 312 -751-5600

BILLING INVOICE

Attn: Finance Division
Chicago Department of Aviation
10510 W Zemke Road
Chicago IL 60666

Invoice No.: 12009
Invoice Date: January 24, 2019
Department: Engineering
Contact: Lynn Kohlhass
Phone #: 312-751-3242

Quantity		Unit Price	Sub Total
	O'Hare Modernization Program Sewer Service Agreement		
	TARP Pumpage Fee - 2013		91,388.35
	TARP Pumpage Fee - 2014		50,288.47
	TARP Pumpage Fee - 2015		206,235.44
	TARP Pumpage Fee - 2016		742,304.13
	TARP Pumpage Fee - 2017		142,940.33

Please PayThis Amount $1,233,156.72

Please detach this portion and return with your payment

Make all checks and money orders payable and remit same to:

Metropolitan Water Reclamation District of Greater Chicago
100 E. Erie Street
Chicago, IL 60611

For Office Use Only:
Amount Rec'd _____
Deposit Date _____
Check Date _____
Check Number _____

Invoice Number	12009
Invoice Date	January 24, 2019
Total Invoice	$1,233,156.72
Account Number	460010 Sewer Service Agreements

BILLING INVOICE REQUEST FORM

TO: FINANCE DEPARTMENT

METROPOLITAN WATER RECLAMATION DISTRICT OF GREATER CHICAGO

Date: January 24, 2019 **Request No:** 2
(If applicable)

To: Attention: Finance Division
Chicago Department of Aviation
10510 West Zemke Road
Chicago, IL 60666

Individual responsible
For payment: Mr. Aaron J. Frame.
Phone Number: (773) 686-3563

Quantity	Description of Fees and/or Services	Price per unit	Total
	O'Hare Modernization Program Sewer Service Agreement		
	TARP Pumpage Fee – 2013	$ 79.82/MG	$ 91,388.35
	TARP Pumpage Fee – 2014	$ 76.32/MG	$ 50,288.47
	TARP Pumpage Fee – 2015	$ 93.93/MG	$206,235.44
	TARP Pumpage Fee – 2016	$110.07/MG	$742,304.13
	TARP Pumpage Fee – 2017	$ 84.24/MG	$142,940.33
		TOTAL INVOICE	$1,233,156.72

Revenue Account Name & Number: 460010 Sewer Service Agreements – TARP Pumping Fees

Originating Department: Engineering/Local Sewers Systems **Approved by:** Maureen Durkin

Contact Person: Lynn Kohlhaas **Phone #:** 312-751-3242 **Section #:** 516

Special Billing Instructions:
RUSH - CITY OF CHICAGO NEEDS INVOICE BY 1/25/19. PLS EMAIL COPY TO LYNN KOHLHAAS FOR DISTRIBUTION TO O'HARE REPRESENTATIVE.

PLEASE FORWARD THIS FORM TO METE HACHIM IN THE FINANCE DEPARTMENT, EXT. # 16516

Metropolitan Water Reclamation District of Greater Chicago

100 E. Erie Chicago, IL 60611 312 -751-5600

BILLING INVOICE

Chicago Department of Aviation
Attn: Finance Division
10510 W Zemke Road
Chicago IL 60666

Invoice No.: 12010
Invoice Date: February 5, 2019
Department: Engineering
Contact: Rita Shah
Phone #: 312-751-3252

Quantity		Unit Price	Sub Total
	O'Hare Modernization Program Sewer Service Agreement		
	Annual Sewer Service Charge 2nd Installments of 2018		3,703.02

Please PayThis Amount $3,703.02

Please detach this portion and return with your payment

Make all checks and money orders payable and remit same to:

Metropolitan Water Reclamation District of Greater Chicago
100 E. Erie Street
Chicago, IL 60611

For Office Use Only:
Amount Rec'd _____
Deposit Date _____
Check Date _____
Check Number _____

Invoice Number	12010
Invoice Date	February 5, 2019
Total Invoice	$3,703.02
Account Number	460010 Sewer Service Agreements

BILLING INVOICE REQUEST FORM

TO: FINANCE DEPARTMENT

METROPOLITAN WATER RECLAMATION DISTRICT OF GREATER CHICAGO

Date: February 1, 2019

Request No: 3
(If applicable)

To: Attention: Finance Division
Chicago Department of Aviation
10510 West Zemke Road
Chicago, IL 60666

Individual responsible
For payment: Mr. Aaron J. Frame.
Phone Number: (773) 686-3563

Quantity	Description of Fees and/or Services	Price per unit	Total
	O'Hare Modernization Program Sewer Service Agreement Annual Sewer Service Charges -2nd Installment of 2018	$3,703.02	$3,703.02
		TOTAL INVOICE	$3,703.02

Revenue Account Name & Number: 460010 Sewer Service Agreements – Service Fees

Originating Department: Engineering/Local Sewers Systems **Approved by:** Maureen Durkin

Contact Person: Rita Shah **Phone #:** 312-751-3252 **Section #:** 516

Special Billing Instructions:

PLEASE FORWARD THIS FORM TO METE HACHIM IN THE FINANCE DEPARTMENT, EXT. # 16516

Service Charges for year 2018
EAV received from MS. Donna
Sewer Service Agreement
City Of Chicago- O'Hare Modernization Plan
(Addison Township, Dupage County)

Permanent Index Number (PIN)	Equalized Assessed Value 2017
03-01-200-002	38,254
03-01-200-003	87,761
03-01-200-004	26,394
03-01-200-005	66,301
03-01-200-006	45,768
03-01-200-007	35,898
03-01-200-008	343,570
03-01-200-009	178,096
03-13-200-004	1,402,189
	2,224,231
SERVICE YEAR	***2018***
TOTAL EAV	2,224,231.00
MWRD TAX RATE/$100 EAV	0.402
SERVICE CHARGES	8,941.41
CHARGES X 140%	12,517.97
TOTAL REQD. PAYMENT	12,517.97
FIRST INSTALLMENT PAYMENT RECD.	8,814.95
SECOND INSTALLMENT Reqd	**3,703.02**
TOTAL PAYMENT RECEIVED	

Metropolitan Water Reclamation District of Greater Chicago

100 E. Erie Chicago, IL 60611 312 -751-5600

COPY

BILLING INVOICE

Chicago Department of Aviation
Attention: Finance Division
10510 W. Zemke Road
Chicago IL 60666

Invoice No.: 11992
Invoice Date: March 7, 2018
Department: ENG
Contact: Rita Shah
Phone #: 312-751-3252

Quantity		Unit Price	Sub Total
1	O'Hare Modernization Program Sewer Service Agreement Annual Sewer Service Charges 1st Installment of 2018	8,814.95	8,814.95

Please PayThis Amount **$8,814.95**

Please detach this portion and return with your payment

Make all checks and money orders payable and remit same to:

Metropolitan Water Reclamation District of Greater Chicago
100 E. Erie Street
Chicago, IL 60611

For Office Use Only:
Amount Rec'd _____
Deposit Date _____
Check Date _____
Check Number _____

Invoice Number	11992
Invoice Date	March 7, 2018
Total Invoice	$8,814.95
Account Number	460010 Sewer Service Agreements

Document Edit Goto Extras Environment System Help

Display Document: Line Item 010

Additional Data

G/L Account	460010	wer Service Agreements - Service Fee
Company Code	1000	Metro Water Recl District

Doc. no. 1553224

Line Item 10 / Credit entry / 50

Amount	[redacted]	USD
Tax code		

Additional Account Assignments

Cost Center		Fund	101
Funds Center	11000	Functional Area	
Commitment Item	460010		

More

Quantity	0.000
Assignment	20180411
Text	CITY OF CHICAGO / 42232364 / MBS 11992

Long text

Prints Window Contents

2016 1st Installment Read

Document Edit Goto Extras Environment System Help

Display Document: Line Item 010

Additional Data

G/L Account	460010	wer Service Agreements - Service Fee
Company Code	1000	Metro Water Recl District

Doc. no. 1553224

Line Item 10 / Credit entry / 50

Amount	[redacted]	USD
Tax code		

Additional Account Assignments

Cost Center		Fund	101
Funds Center	11000	Functional Area	
Commitment Item	460010		

More

Quantity	0.000	
Assignment	20180411	
Text	CITY OF CHICAGO / 42232364 / MBS 11992	Long text

Prints Window Contents

2016 1st Installment Paid

Document Edit Goto Extras Environment System Help

Display Document: Line Item 010

Additional Data

G/L Account	460010	wer Service Agreements - Service Fee
Company Code	1000	Metro Water Recl District

Doc. no. 1553224

Line Item 10 / Credit entry / 50

Amount	[redacted]	USD
Tax code		

Additional Account Assignments

Cost Center		Fund	101
Funds Center	11000	Functional Area	
Commitment Item	460010		

More

Quantity	0.000		
Assignment	20180411		
Text	CITY OF CHICAGO / 42232364 / MBS 11992		Long text

Prints Window Contents

2016 1st Installment Paid

Metropolitan Water Reclamation District of Greater Chicago

100 E. Erie Chicago, IL 60611 312 -751-5600

COPY

BILLING INVOICE

Chicago Department of Aviation
Attention: Finance Division
10510 W. Zemke Road
Chicago IL 60666

Invoice No.: 11992
Invoice Date: March 7, 2018
Department: ENG
Contact: Rita Shah
Phone #: 312-751-3252

Quantity		Unit Price	Sub Total
1	O'Hare Modernization Program Sewer Service Agreement Annual Sewer Service Charges 1st Installment of 2018	8,814.95	8,814.95

Please PayThis Amount **$8,814.95**

Please detach this portion and return with your payment

Make all checks and money orders payable and remit same to:

Metropolitan Water Reclamation District of Greater Chicago
100 E. Erie Street
Chicago, IL 60611

For Office Use Only:
Amount Rec'd _____
Deposit Date _____
Check Date _____
Check Number _____

Invoice Number 11992
Invoice Date March 7, 2018
Total Invoice $8,814.95
Account Number 460010 Sewer Service Agreements

Metropolitan Water Reclamation District of Greater Chicago

100 E. Erie Chicago, IL 60611 312 -751-5600

BILLING INVOICE

Chicago Department of Aviation
Attn: Finance Division
10510 W Zemke Road
Chicago IL 60666

Invoice No.: 12011
Invoice Date: February 5, 2019
Department: Engineering
Contact: Rita Shah
Phone #: 312-751-3252

Quantity		Unit Price	Sub Total
	O'Hare Modernization Program Sewer Service Agreement		
	Annual Sewer Service Charge 1st Installment of 2019		6,258.99

Please PayThis Amount $6,258.99

Please detach this portion and return with your payment

Make all checks and money orders payable and remit same to:

Metropolitan Water Reclamation District of Greater Chicago
100 E. Erie Street
Chicago, IL 60611

For Office Use Only:
Amount Rec'd _____
Deposit Date _____
Check Date _____
Check Number _____

Invoice Number	12011
Invoice Date	February 5, 2019
Total Invoice	$6,258.99
Account Number	460010 Sewer Service Agreements

BILLING INVOICE REQUEST FORM

TO: FINANCE DEPARTMENT

METROPOLITAN WATER RECLAMATION DISTRICT OF GREATER CHICAGO

Date: February 1, 2019 **Request No:** 4
(If applicable)

To: Attention: Finance Division
Chicago Department of Aviation
10510 West Zemke Road
Chicago, IL 60666

Individual responsible
For payment: Mr. Aaron J. Frame.
Phone Number: (773) 686-3563

Quantity	Description of Fees and/or Services	Price per unit	Total
	O'Hare Modernization Program Sewer Service Agreement Annual Sewer Service Charges -1st Installment of 2019	$6,258.99	$6,258.99
		TOTAL INVOICE	$6,258.99

Revenue Account Name & Number: 460010 Sewer Service Agreements – Service Fees

Originating Department: Engineering/Local Sewers Systems **Approved by:** Maureen Durkin

Contact Person: Rita Shah **Phone #:** 312-751-3252 **Section #:** 516

Special Billing Instructions:

PLEASE FORWARD THIS FORM TO METE HACHIM IN THE FINANCE DEPARTMENT, EXT. # 16516

Service Charges for year 2018
EAV received from MS. Donna
Sewer Service Agreement
City Of Chicago- O'Hare Modernization Plan
(Addison Township, Dupage County)

Permanent Index Number (PIN)	Equalized Assessed Value 2017
03-01-200-002	38,254
03-01-200-003	87,761
03-01-200-004	26,394
03-01-200-005	66,301
03-01-200-006	45,768
03-01-200-007	35,898
03-01-200-008	343,570
03-01-200-009	178,096
03-13-200-004	1,402,189
	2,224,231
SERVICE YEAR	***2019***
TOTAL EAV	2,224,231.00
MWRD TAX RATE/$100 EAV	0.402
SERVICE CHARGES	8,941.41
CHARGES X 140%	12,517.97
TOTAL REQD. PAYMENT	12,517.97
FIRST INSTALLMENT PAYMENT REQD	**6,258.99**
SECOND INSTALLMENT Reqd	
TOTAL PAYMENT RECEIVED	

Metropolitan Water Reclamation District of Greater Chicago

100 E. Erie Chicago, IL 60611 312 -751-5600

BILLING INVOICE

Chicago Department of Aviation
Attn: Finance Division, Mr. James Harney
10510 W Zemke Rd
Chicago IL 60666

Invoice No.: 12023
Invoice Date: May 21, 2019
Department: ENG
Contact: Lynn Kohlhaas
Phone #: 312-751-3242

Quantity		Unit Price	Sub Total
1	O'Hare Modernizatoin Program Sewer Service Agreement 2018 TARP Pumpage Fee $63.61/MG x 1,892,141,322 MG's Price Per Unit, All Digits: $63.6057146542828 Total Gallons Pumped: 1,892,141,322	120,351.00	120,351.00

Please PayThis Amount $120,351.00

Please detach this portion and return with your payment

Make all checks payable to:
Metropolitan Water Reclamation District of Greater Chicago
100 E. Erie Street
Chicago, IL 60611

Pay your bill online at:
https://mwrd.org/form/miscellaneous-payment

Invoice Number 12023
Invoice Date May 21, 2019
Invoice Due Date June 20, 2019
Total Invoice $120,351.00
Account Number 460010 TARP Pumping Fee

8.9.2

Metropolitan Water Reclamation District of Greater Chicago

100 E. Erie Chicago, IL 60611 312 -751-5600

BILLING INVOICE

Chicago Dept of Aviation
Attn: Finance Division/Mr. Aaron Frame
10510 West Zemke Road
Chicago IL 60666

Invoice No.: 12028
Invoice Date: October 1, 2019
Department: Eng/Lcl Sewers
Contact: Rita Shah
Phone #: 312-751-3252

Quantity		Unit Price	Sub Total
1	O'Hare Modernization Program Sewer Service Agreement Annual Sewer Service Charges 2nd Installment of 2019	39,364.82	39,364.82

Please PayThis Amount $39,364.82

Please detach this portion and return with your payment

Make all checks and money orders payable and remit same to:

Metropolitan Water Reclamation District of Greater Chicago
100 E. Erie Street
Chicago, IL 60611

For Office Use Only:
Amount Rec'd _____
Deposit Date _____
Check Date _____
Check Number _____

Invoice Number 12028
Invoice Date October 1, 2019
Total Invoice $39,364.82
Account Number

CHICAGO O'HARE INTERNATIONAL AIRPORT
2019 MWRD Annual Service Fee Calculation for DuPage County Properties, with Building Map Key
Source: 2018 1st and 2nd Installment DuPage County Real Estate Tax Bills
http://WWIN.dupageco.org/PropertyInfo/PropertyLookup.aspx

DUPAGE COUNTY PROPERTY INDEX NUMBER (PIN)	ASSESSED VALUE	NAME OF LEASEHOLDER - LESSEE	O'HARE BUILDING NUMBER *(See Exhibit 1)*
03-01-200-001 - FEE BASED PIN- CDA- EXEMPT	$0.00		
03-01-200-002	$338,142.00	AAL - Gate Gourmet Flight Kitchen #1	741
		AAL -Gate Gourmet Flight Kitchen #2	742
03-01-200-003	$775,742.00	Skywest - Delta Maintenance Hangar	751
03-01-200-004	$220,803.00	UAL Maintenance	757
03-01-200-005	$441,218.00	Delta -American Maintenance Facility	760
03-01-200-006	$304,573.00	Delta Maintenance	755
03-01-200-007	$317,315.00	UAL Ground Equipment Maintenance	729
03-01-200-008	$3,036,915.00	UAL Hangar 5/5A	750
03-01-200-009	$1,574,240.00	UAL Office and Medical Personnel	746
		FedEx Guardhouse	628
		FedEx Main Sort Building	631
		FedEx World Service Center	632
		FedEx Vehicle Maintenance Building	633
03-13-200-004	$1,220,455.00	FedEx Aircraft Maintenance Building	634
TOTAL ASSESSMENTS	$8,229,403.00		
DuPage County State Equalization Factor (State	1.0	*Source: DuPage County Property Tax Statements*	
TOTAL Equalized Value	$8,229,403.00		
MWRD Tax Rate	0.396	*Source: MWRD, email to Donna Mendenhall, GOA, August*	
Premium	140%	*Source: Extraterritorial Agreement between City of Chicago*	
Annual Service Charge Due to MWRD	$45,623.81		
1st installment payment received	-$6,258.99		
2nd installment payment required	**$39,364.82**		

BILLING INVOICE REQUEST FORM

TO: FINANCE DEPARTMENT

METROPOLITAN WATER RECLAMATION DISTRICT OF GREATER CHICAGO

Date: September 26, 2019 **Request No:** 12 *(If applicable)*

To: Attention: Finance Division
Chicago Department of Aviation
10510 West Zemke Road
Chicago, IL 60666

Individual responsible
For payment: Mr. Aaron J. Frame.
Phone Number: (773) 686-3563

Quantity	Description of Fees and/or Services	Price per unit	Total
	O'Hare Modernization Program Sewer Service Agreement Annual Sewer Service Charges -2nd Installment of 2019	$39,364.82	$39,364.82
		TOTAL INVOICE	$39,364.82

Revenue Account Name & Number: 460010 Sewer Service Agreements – Service Fees

Originating Department: Engineering/Local Sewers Systems **Approved by:** Maureen Durkin

Contact Person: Rita Shah **Phone #:** 312-751-3252 **Section #:** 516

Special Billing Instructions:

PLEASE FORWARD THIS FORM TO METE HACHIM IN THE FINANCE DEPARTMENT, EXT. # 16516

Metropolitan Water Reclamation District of Greater Chicago

100 E. Erie Chicago, IL 60611 312 -751-5600

BILLING INVOICE

Attention: Finance Division
Chicago Department of Aviation
10510 West Zemke Road
Chicago, IL 60666

Invoice No.: 12044
Invoice Date: April 21, 2020
Department: ENG
Contact: Rita Shah
Phone #: 312-751-3252

Quantity		Unit Price	Sub Total
1	O'Hare Modernization Program Sewer Service Agreement Annual Sewer Service Charges - 1st Installment of 2020	22,811.90	22,811.90

Please PayThis Amount $22,811.90

Please detach this portion and return with your payment

Make all checks payable to:
Metropolitan Water Reclamation District of Greater Chicago
100 E. Erie Street
Chicago, IL 60611

Pay your bill online at:
https://mwrd.org/form/miscellaneous-payment

Invoice Number 12044
Invoice Date April 21, 2020
Invoice Due Date May 21, 2020
Total Invoice $22,811.90
Account Number 460010 Sewer Service Agreements

8.9.2

Metropolitan Water Reclamation District of Greater Chicago

100 E. Erie Chicago, IL 60611 312 -751-5600

BILLING INVOICE

Mr. James Harney
Deputy Commissioner
Chicago Department of Aviation
10510 West Zemke Road
Chicago, IL 60666

Invoice No.: 12046
Invoice Date: July 14, 2020
Department: ENG
Contact: Lolita Thompson
Phone #: 312-751-3257

Quantity		Unit Price	Sub Total
	O'Hare Modernization Program Sewer Service Agreement		
1	2018 TARP Pumpage Fee additional due to miscalculation $63.61/MG x 463.886898 MG Price Per Unit, All Digits: $63.6057146542828	29,505.86	29,505.86
1	2019 TARP Pumpage Fee $71.65/MG x 2585.379968 MG Price Per Unit, All Digits: $71.6499180012107	185,242.26	185,242.26

Please PayThis Amount $214,748.12

Please detach this portion and return with your payment

Make all checks payable to:
Metropolitan Water Reclamation District of Greater Chicago
100 E. Erie Street
Chicago, IL 60611

Pay your bill online at:
https://mwrd.org/form/miscellaneous-payment

Invoice Number 12046
Invoice Date July 14, 2020
Invoice Due Date August 13, 2020
Total Invoice $214,748.12
Account Number 460010 Sewer Service Agreements

8.9.2

Metropolitan Water Reclamation District of Greater Chicago

100 E. Erie Chicago, IL 60611 312 -751-5600

BILLING INVOICE

Attention: Finance Division
Chicago Department of Aviation
10510 West Zemke Road
Chicago, IL 60666

Invoice No.: 12052
Invoice Date: November 21, 2020
Department: ENG
Contact: Lolita Thompson
Phone #: 312-751-3257

-

Quantity		Unit Price	Sub Total
1	O'Hare Modernization Program Sewer Service Agreement- Annual Sewer Service Charges- 2nd Installment of 2020	35,636.12	35,636.12
1	Central Deicing Facility (Building 103) Annual User Charges for 2019 for Fee Exempt Parcel Number 03-01-200-001	37.00	37.00

Please PayThis Amount $35,673.12

Please detach this portion and return with your payment

Make all checks and money orders payable and remit same to:

Metropolitan Water Reclamation District of Greater Chicago
100 E. Erie Street
Chicago, IL 60611

For Office Use Only:
Amount Rec'd _____
Deposit Date _____
Check Date _____
Check Number _____

Invoice Number 12052
Invoice Date November 21, 2020
Total Invoice $35,673.12
Account Number

Metropolitan Water Reclamation District of Greater Chicago

100 E. Erie Chicago, IL 60611 312 -751-5600

BILLING INVOICE

Attention: Finance Division
Chicago Department of Aviation
10510 West Zemke Road
Chicago, IL 60666

Invoice No.: 12063
Invoice Date: August 18, 2021
Department: ENG
Contact: Lolita Thompson
Phone #: 312-751-3257

-

Quantity		Unit Price	Sub Total
1	O'Hare Modernization Program Sewer Service Agreement (Amount adjusted due to credit from 2020. Please see notes in Special Billing Instructions)	6,260.14	6,260.14
	Annual Sewer Service Charges - 1st Installment of 2021		

Please PayThis Amount $6,260.14

Please detach this portion and return with your payment

Make all checks and money orders payable and remit same to:

Metropolitan Water Reclamation District of Greater Chicago
100 E. Erie Street
Chicago, IL 60611

For Office Use Only:
Amount Rec'd _____
Deposit Date _____
Check Date _____
Check Number _____

Invoice Number 12063
Invoice Date August 18, 2021
Total Invoice $6,260.14
Account Number

BILLING INVOICE REQUEST FORM

TO: FINANCE DEPARTMENT

METROPOLITAN WATER RECLAMATION DISTRICT OF GREATER CHICAGO

Date: August 18, 2021 **Request No:** 1
(If applicable)

To: Attention: Finance Division
Chicago Department of Aviation
10510 West Zemke Road
Chicago, IL 60666

Individual responsible
For payment: Mr. Aaron J. Frame.
Phone Number: (773) 686-3563

Quantity	Description of Fees and/or Services	Price per unit	Total
	O'Hare Modernization Program Sewer Service Agreement (Amount adjusted due to credit from 2020. Please see notes in Special Billing Instructions) Annual Sewer Service Charges -1st Installment of 2021	$6,260.14	$6,260.14
		TOTAL INVOICE	$6,260.14

Revenue Account Name & Number: **460010 Sewer Service Agreements – Service Fees**

Originating Department: **Engineering/Local Sewers Systems** **Approved by:** Maureen Durkin **Maureen Durkin**

Contact Person: **Lolita Thompson** **Phone #:** **312-751-3257** **Section #:** **516**

Special Billing Instructions:
2020 Sewer Service Charges were revised to correct error in City of Chicago EAV submission to MWRD for PIN 03-01-200-007. Total Required 2020 Sewer Service Charges (after revision) = $43,138.77. City of Chicago paid $58,448.02 for 2020 Sewer Service Charges, resulting in a credit of $15,309.25. 1st Installment Amount Required for 2021 Annual Sewer Service Charges is $21,569.39.

PLEASE FORWARD THIS FORM TO METE HACHIM IN THE FINANCE DEPARTMENT, EXT. # 16516

Metropolitan Water Reclamation District of Greater Chicago

100 E. Erie Chicago, IL 60611 312 -751-5600

BILLING INVOICE

Mr. James Harney
Deputy Commissioner
Chicago Department of Aviation
10510 West Zemke Road
Chicago, IL 60666

Invoice No.: 12067
Invoice Date: September 17, 2021
Department: ENG/LSS
Contact: Lolita Thompson
Phone #: 312-751-3257

-

Quantity		Unit Price	Sub Total
1	O'Hare Modernization Program Sewer Service Agreement TARP Pumpage Fee - 2020 Price Per Unit, All Digits: $57.030904162474 ($57.03/MG) Total Gallons Pumped: 2,911,132,105	166,024.50	166,024.50
1	TARP South Basin Surcharge Fee for Pumping from May 2020 through October 2020 10% of Standard User Charge Fee 2020 User Charge Fee: $1,804,309.98	180,431.00	180,431.00

Please PayThis Amount $346,455.50

Please detach this portion and return with your payment

Make all checks and money orders payable and remit same to:

Metropolitan Water Reclamation District of Greater Chicago
100 E. Erie Street
Chicago, IL 60611

For Office Use Only:
Amount Rec'd _____
Deposit Date _____
Check Date _____
Check Number _____

Invoice Number 12067
Invoice Date September 17, 2021
Total Invoice $346,455.50
Account Number

BILLING INVOICE REQUEST FORM

TO: FINANCE DEPARTMENT

METROPOLITAN WATER RECLAMATION DISTRICT OF GREATER CHICAGO

Date: September 10, 2021 **Request No:** 2 *(If applicable)*

To: Mr. James Harney
Deputy Commissioner
Chicago Department of Aviation
10510 West Zemke Road
Chicago, IL 60666

Individual responsible For payment: Mr. James Harney
Phone Number: (773) 686-4604

Quantity	Description of Fees and/or Services	Price per unit	Total
	O'Hare Modernization Program Sewer Service Agreement TARP Pumpage Fee – 2020 Price per unit, all digits: $57.030904162474 Total gallons pumped: 2,911,132,105 TARP South Basin Surcharge Fee for Pumping from May 2020 through October 2020 10% of Standard User Charge Fee 2020 User Charge Fee: $1,804,309.98	$ 57.03/MG $ 0.1/User Charge Fee	$166,024.50 $180,431.00
		TOTAL INVOICE	$346,455.50

Revenue Account Name & Number: 460010 Sewer Service Agreements – TARP Pumping Fees

Originating Department: Engineering/Local Sewers Systems **Approved by: Maureen Durkin**

Contact Person: Lolita Thompson Phone #: 312-751-3257 Section #: 516

Special Billing Instructions:

Please provide all price per unit decimal places on the invoice for the City's record and approval, and indicate total pumped in MG.
2020 – 2,911,132105 MG

PLEASE FORWARD THIS FORM TO METE HACHIM IN THE FINANCE DEPARTMENT, EXT. # 16516

Metropolitan Water Reclamation District of Greater Chicago

100 E. Erie Chicago, IL 60611 312 -751-5600

BILLING INVOICE

Chicago Department of Aviation
ATTN: Aaron J. Frame/Finance div
10510 West Zemke Road
Chicago IL 60666

Invoice No.: 12081
Invoice Date: February 22, 2022
Department: ENG/LSS
Contact: Lolita Thompson
Phone #: 312-751-3257

-

Quantity		Unit Price	Sub Total
1	O'Hare Modernization Program Sewer Service Agreement-Annual Sewer Service Charges - 1st Installment of 2022	20,059.42	20,059.42

Please PayThis Amount $20,059.42

Please detach this portion and return with your payment

Make all checks and money orders payable and remit same to:

Metropolitan Water Reclamation District of Greater Chicago
100 E. Erie Street
Chicago, IL 60611

For Office Use Only:
Amount Rec'd _____
Deposit Date _____
Check Date _____
Check Number _____

Invoice Number	12081
Invoice Date	February 22, 2022
Total Invoice	$20,059.42
Account Number	460010 Sewer Service Agreements

BILLING INVOICE REQUEST FORM

TO: FINANCE DEPARTMENT

METROPOLITAN WATER RECLAMATION DISTRICT OF GREATER CHICAGO

Date: February 22, 2022 **Request No:** 2
(If applicable)witek

To: Attention: Finance Division
Chicago Department of Aviation
10510 West Zemke Road
Chicago, IL 60666

Individual responsible
For payment: Mr. Aaron J. Frame.
Phone Number: (773) 686-3563

Quantity	Description of Fees and/or Services	Price per unit	Total
1	O'Hare Modernization Program Sewer Service Agreement -Annual Sewer Service Charges -1st Installment of 2022	$20,059.42	$20,059.42
		TOTAL INVOICE	$20,059.42

Revenue Account Name & Number: **460010 Sewer Service Agreements – Service Fees**

Originating Department: **Engineering/Local Sewers Systems** **Approved by:** Maureen Durkin **Maureen Durkin**

Contact Person: **Lolita Thompson** **Phone #:** **312-751-3257** **Section #:** **516**

Special Billing Instructions:

PLEASE FORWARD THIS FORM TO METE HACHIM IN THE FINANCE DEPARTMENT, EXT. # 16516

Metropolitan Water Reclamation District of Greater Chicago

100 E. Erie Chicago, IL 60611 312 -751-5600

BILLING INVOICE

Chicago Department of Aviation
ATTN: Aaron J. Frame/Finance div
10510 West Zemke Road
Chicago IL 60666

Invoice No.: 12089
Invoice Date: April 20, 2022
Department: ENG/LSS
Contact: Lolita Thompson
Phone #: 312-751-3257

-

Quantity		Unit Price	Sub Total
1	O'Hare Modernization Program Sewer Service Agreement (Amount adjusted due to credit from 2020.) Annual Sewer Service Charges 2nd Installment of 2021	18,549.45	18,549.45
1	Central Deicing Facility (Building 103) Annual User Charges for 2020 for Fee Exempt Parcel Number 03-01-200-001	41.28	41.28

Please PayThis Amount $18,590.73

Please detach this portion and return with your payment

Make all checks and money orders payable and remit same to:

Metropolitan Water Reclamation District of Greater Chicago
100 E. Erie Street
Chicago, IL 60611

For Office Use Only:
Amount Rec'd _____
Deposit Date _____
Check Date _____
Check Number _____

Invoice Number 12089
Invoice Date April 22, 2022
Total Invoice $18,590.73
Account Number 460010 Sewer Service Agreements

BILLING INVOICE REQUEST FORM

TO: FINANCE DEPARTMENT

METROPOLITAN WATER RECLAMATION DISTRICT OF GREATER CHICAGO

Date: April 22, 2022 **Request No:** 1

Attention: Finance Division
Chicago Department of Aviation
10510 West Zemke Road
Chicago, IL 60666

Individual responsible
For payment: Mr. Aaron J. Frame
Phone Number: (773) 686-3563

Quantity	Description of Fees and/or Services	Price per unit	Total
1	O'Hare Modernization Program Sewer Service Agreement (Amount adjusted due to credit from 2020. Please see notes in Special Billing Instructions) Annual Sewer Service Charges -2nd Installment of 2021	$18,549.45	$18,549.45
1	Central Deicing Facility (Building 103) Annual User Charges for 2020 for Fee Exempt Parcel Number 03-01-200-001	$41.28	$41.28
		TOTAL INVOICE	$18,590.73

Revenue Account Name & Number: **460010 Sewer Service Agreements – Service Fees**

Originating Department: **Engineering/Local Sewers Systems** **Approved by:** **Maureen Durkin** David M. Durkin 04/22/222

Contact Person: **Lolita Thompson** **Phone #:** **312-751-3257** **Section #:** **516**

Special Billing Instructions:
2020 Sewer Service Charges were revised to correct error in City of Chicago (COC) EAV submission to MWRD for PIN 03-01-200-007. Total required 2020 Sewer Service Charges (after revision) = $43,138.77. COC paid $58,448.02 for 2020 Sewer Service Charges, resulting in a credit of $15,309.25. First installment amount paid was $6,260.14, which, when added to the credit from 2020 = required first installment for 2021 Annual Sewer Service Charges of $21,569.39. Total 2021 Sewer Service Charge is $40,118.84, as such, balance due for 2nd installment (without User Charges) is now $18,549.45 ($40,118.84-$21,569.39).

PLEASE FORWARD THIS FORM TO METE HACHIM IN THE FINANCE DEPARTMENT, EXT. # 16516

Metropolitan Water Reclamation District of Greater Chicago

100 E. Erie Chicago, IL 60611 312 -751-5600

BILLING INVOICE

Mr. James Harney
Deputy Commissioner
Chicago Department of Aviation
10510 West Zemke Road
Chicago, IL 60666

Invoice No.: 12095
Invoice Date: August 5, 2022
Department: Engineering
Contact: Lolita Thompson
Phone #: 312-751-3257

-

Quantity		Unit Price	Sub Total
1	O'Hare Modernization Program Sewer Service Agreement TARP Pumpage Fee – 2021 Price per unit, all digits: $87.7125691048267 ($87.71/MG) Total gallons pumped: 1,705,720,380	149,613.12	149,613.12
1	TARP South Basin Surcharge Fee for Pumping from May 2021 through October 2021 13% of Standard User Charge Fee 2021 User Charge Fee- $1,775,365.64	230,797.53	230,797.53

Please PayThis Amount $380,410.65

Please detach this portion and return with your payment

Make all checks and money orders payable and remit same to:

Metropolitan Water Reclamation District of Greater Chicago
100 E. Erie Street
Chicago, IL 60611

For Office Use Only:
Amount Rec'd _____
Deposit Date _____
Check Date _____
Check Number _____

Invoice Number 12095
Invoice Date August 5, 2022
Total Invoice $380,410.65
Account Number 460010 Sewer Service Agreements

Metropolitan Water Reclamation District of Greater Chicago

100 E. Erie Chicago, IL 60611 312 -751-5600

BILLING INVOICE

Chicago Department of Aviation
ATTN: Aaron J. Frame / Finance Division
10510 West Zemke Road
Chicago IL 60666

Invoice No.: 12120
Invoice Date: June 20, 2023
Department: ENG / LSS
Contact: Constance Mihalache
Phone #: 312-751-3248

-

Quantity		Unit Price	Sub Total
1	O'Hare Modernization Program Sewer Service Agreement (Amount adjusted due to credit from 2022. Please see notes in Special Billing Instructions) Annual Sewer Service Charges - 1st Installment of 2023	2,729.04	2,729.04

Please PayThis Amount $2,729.04

Please detach this portion and return with your payment

Make all checks and money orders payable and remit same to:

Metropolitan Water Reclamation District of Greater Chicago
100 E. Erie Street
Chicago, IL 60611

For Office Use Only:
Amount Rec'd _____
Deposit Date _____
Check Date _____
Check Number _____

Invoice Number	12120
Invoice Date	June 20, 2023
Total Invoice	$2,729.04
Account Number	460010 Sewer Service Agreements

BILLING INVOICE REQUEST FORM

TO: FINANCE DEPARTMENT

METROPOLITAN WATER RECLAMATION DISTRICT OF GREATER CHICAGO

Date: June 16, 2023 **Request No:** 1
(If applicable)

To: Attention: Finance Division
Chicago Department of Aviation
10510 West Zemke Road
Chicago, IL 60666

Individual responsible
For payment: Mr. Aaron J. Frame.
Phone Number: (773) 686-3563

Quantity	Description of Fees and/or Services	Price per unit	Total
1	O'Hare Modernization Program Sewer Service Agreement (Amount adjusted due to credit from 2022. Please see notes in Special Billing Instructions) Annual Sewer Service Charges - 1st Installment of 2023	$2,729.04	$2,729.04
		TOTAL INVOICE	$2,729.04

Revenue Account Name & Number: **460010 Sewer Service Agreements – Service Fees**

Originating Department: **Engineering/Local Sewers Systems** **Approved by:** Maureen Durkin **Maureen Durkin**

Contact Person: **Constance Mihalache** **Phone #:** **312-751-3248** **Section #:** **516**

Special Billing Instructions:

Due to a decrease in property Equalized Assessed Values within the Chicago OMP Service Area, there was an overpayment for 2022 Sewer Service Charges in the amount of $4,850.72. Since additional information has not been received on the preferred processing of the overpayment, it is credited to 2023 Sewer Service Charges, as follows: 50% of 2022 Service Charges = $7,579.76; Credit from 2022 overpayment = $4,850.72; Net amount due for 2023 1st Installment Payment = $2,729.04.

PLEASE FORWARD THIS FORM TO JACK LESNICKI IN THE FINANCE DEPARTMENT, EXT. # 16522

Metropolitan Water Reclamation District of Greater Chicago

100 E. Erie Chicago, IL 60611 312 -751-5600

BILLING INVOICE

Mr. James Harney
Deputy Commissioner
Chicago Department of Aviation
10510 West Zemke Road
Chicago IL 60666

Invoice No.: 12121
Invoice Date: June 20, 2023
Department: ENG / LSS
Contact: Constance Mihalache
Phone #: 312-751-3248

-

Quantity		Unit Price	Sub Total
1	O'Hare Modernization Program Sewer Service Agreement TARP Pumpage Fee – 2022 Price per unit, all digits: $ $86.6176708292727 ($86.62/MG) Total gallons pumped: 2,636,289,156	228,349.23	228,349.23
1	TARP South Basin Surcharge Fee for Pumping from May 2022 through October 2022 16% of Standard User Charge Fee 2022 User Charge Fee-$1,578,036.77	252,485.88	252,485.88

Please PayThis Amount $480,835.11

Please detach this portion and return with your payment

Make all checks and money orders payable and remit same to:

Metropolitan Water Reclamation District of Greater Chicago
100 E. Erie Street
Chicago, IL 60611

For Office Use Only:
Amount Rec'd _____
Deposit Date _____
Check Date _____
Check Number _____

Invoice Number 12121
Invoice Date June 20, 2023
Total Invoice $480,835.11
Account Number 460010 Sewer Service Agreements

BILLING INVOICE REQUEST FORM

TO: FINANCE DEPARTMENT

METROPOLITAN WATER RECLAMATION DISTRICT OF GREATER CHICAGO

Date: June 16, 2023 **Request No:** 2 *(If applicable)*

To: Mr. James Harney
Deputy Commissioner
Chicago Department of Aviation
10510 West Zemke Road
Chicago, IL 60666

Individual responsible
For payment: Mr. James Harney
Phone Number: (773) 686-4604

Quantity	Description of Fees and/or Services	Price per unit	Total
	O'Hare Modernization Program Sewer Service Agreement		
	TARP Pumpage Fee – 2022 Price per unit, all digits: $ $86.6176708292727 Total gallons pumped: 2,636,289,156	$ 86.62/MG	$ 228,349.23
	TARP South Basin Surcharge Fee for Pumping from May 2022 through October 2022 16% of Standard User Charge Fee 2022 User Charge Fee-$1,578,036.77	$ 0.16/User Charge Fee	$ 252,485.88
		TOTAL INVOICE	$ 480,835.11

Revenue Account Name & Number: 460010 Sewer Service Agreements – TARP Pumping Fees

Originating Department: Engineering/Local Sewers Systems **Approved by: Maureen Durkin**

Contact Person: Constance Mihalache Phone #: 312-751-3248 Section #: 516

Special Billing Instructions:

Please provide all price per unit decimal places on the invoice for the City's record and approval, and indicate total pumped in MG.
2022 – 2,636.289156 MG

PLEASE FORWARD THIS FORM TO JACK LESNICKI IN THE FINANCE DEPARTMENT, EXT. # 16522

Metropolitan Water Reclamation District of Greater Chicago

100 E. Erie Chicago, IL 60611 312 -751-5600

BILLING INVOICE

Chicago Department of Aviation
ATTN: Mr. Aaron J. Frame / Finance Division
10510 West Zemke Road
Chicago, IL - 60666

Invoice No.: 12139
Invoice Date: March 28, 2024
Department: ENG / LSS
Contact: Constance Mihalache
Phone #: 312-751-3248

Quantity		Unit Price	Sub Total
1	O'Hare Modernization Program Sewer Service Agreement Annual Sewer Service Charges 2nd Installment of 2023	5,316.33	5,316.33
1	Central Deicing Facility (Building 103) Annual User Charges for 2022 for Fee Exempt Parcel Number 03-01-200-001	52.15	52.15

Please PayThis Amount $5,368.48

Please detach this portion and return with your payment

Make all checks payable to:
Metropolitan Water Reclamation District of Greater Chicago
100 E. Erie Street
Chicago, IL 60611

Pay your bill online at:
https://mwrd.org/form/miscellaneous-payment

Invoice Number 12139
Invoice Date March 28, 2024
Invoice Due Date April 27, 2024
Total Invoice $5,368.48
Account Number 460010 Sewer Service Agreements

8.9.2

BILLING INVOICE REQUEST FORM

TO: FINANCE DEPARTMENT

METROPOLITAN WATER RECLAMATION DISTRICT OF GREATER CHICAGO

Date: March 28, 2024 **Request No:** _____
(If applicable)

To: Attention: Finance Division
Chicago Department of Aviation
10510 West Zemke Road
Chicago, IL 60666
cdainvoices@cityofchicago.org

Individual responsible
For payment: Mr. Aaron J. Frame
Phone Number: (773) 686-3563

Quantity	Description of Fees and/or Services	Price per unit	Total
1	O'Hare Modernization Program Sewer Service Agreement Annual Sewer Service Charges 2nd Installment of 2023	$ 5,316.33	$ 5,316.33
1	Central Deicing Facility (Building 103) Annual User Charges for 2022 for Fee Exempt Parcel Number 03-01-200-001	$ 52.15	$ 52.15
		TOTAL INVOICE	$ 5,368.48

Revenue Account Name & Number: **460010 Sewer Service Agreements – Service Fees**

Originating Department: **Engineering/Local Sewers Systems** **Approved by:** Maureen Durkin **Maureen Durkin**

Contact Person: **Constance Mihalache** **Phone #:** **312-751-3248** **Section #:** **516**

Special Billing Instructions:

Total 2023 Sewer Service Charge = $12,896.09. Credit from 2022 overpayment = $4,850.72. 2023 1st Installment Payment = $2,729.04. Net amount due for 2023 2nd Installment = $12,896.09 - $4,850.72 - $2,729.04 = $5,316.33.

PLEASE FORWARD THIS FORM TO JACK LESNICKI IN THE FINANCE DEPARTMENT, EXT. # 16522

Metropolitan Water Reclamation District of Greater Chicago

100 E. Erie Chicago, IL 60611 312 -751-5600

BILLING INVOICE

Attention: Finance Division
Chicago Department of Aviation
10510 West Zemke Road
Chicago IL 60666

Invoice No.: 12145
Invoice Date: May 15, 2024
Department: ENG / LSS
Contact: Constance Mihalache
Phone #: 312-751-3248

Quantity		Unit Price	Sub Total
1	O'Hare Modernization Program Sewer Service Agreement TARP Pumpage Fee - 2023 Price per unit, all digits: $139.6271984559280 Total gallons pumped: 2,262,318,158	315,881.15	315,881.15
1	TARP South Basin Surcharge Fee for Pumping from May 2023 through October 2023 19% of Standard User Charge Fee 2023 User Charge Fee - $1,717,022.19	326,234.22	326,234.22

Please PayThis Amount $642,115.37

Please detach this portion and return with your payment

Make all checks payable to:
Metropolitan Water Reclamation District of Greater Chicago
100 E. Erie Street
Chicago, IL 60611

Pay your bill online at:
https://mwrd.org/form/miscellaneous-payment

Invoice Number 12145
Invoice Date May 15, 2024
Invoice Due Date June 14, 2024
Total Invoice $642,115.37
Account Number 460010 Sewer Service Agreements

8.9.2

BILLING INVOICE REQUEST FORM

TO: FINANCE DEPARTMENT

METROPOLITAN WATER RECLAMATION DISTRICT OF GREATER CHICAGO

Date: May 15, 2024 **Request No:** _____
(If applicable)

To: Attention: Finance Division
Chicago Department of Aviation
10510 West Zemke Road
Chicago, IL 60666
cdainvoices@cityofchicago.org

Individual responsible
For payment: Mr. James Harney
Phone Number: (773) 686-4604

Quantity	Description of Fees and/or Services	Price per unit	Total
1	O'Hare Modernization Program Sewer Service Agreement TARP Pumpage Fee – 2023 Price per unit, all digits: $139.6271984559280 Total gallons pumped: 2,262,318,158	$ 139.63/MG	$ 315,881.15
	TARP South Basin Surcharge Fee for Pumping from May 2023 through October 2023 19% of Standard User Charge Fee 2023 User Charge Fee-$1,717,022.19	$ 0.19 / User Charge Fee	$ 326,234.22
		TOTAL INVOICE	$ 642,115.37

Revenue Account Name & Number: **460010 Sewer Service Agreements – Service Fees**

Originating Department: **Engineering/Local Sewers Systems** **Approved by:** Maureen Durkin **Maureen Durkin**

Contact Person: **Constance Mihalache** **Phone #:** **312-751-3248** **Section #:** **516**

Special Billing Instructions:

Please provide all price per unit decimal places on the invoice for the City's record and approval, and indicate total pumped in MG. 2023 – 2,262,318,158 MG

PLEASE FORWARD THIS FORM TO JACK LESNICKI IN THE FINANCE DEPARTMENT, EXT. # 16522

Metropolitan Water Reclamation District of Greater Chicago

100 E. Erie Chicago, IL 60611 312 -751-5600

BILLING INVOICE

Attention: Finance Division
Chicago Department of Aviation
10510 West Zemke Road
Chicago IL 60666

Invoice No.: 12146
Invoice Date: May 16, 2024
Department: ENG / LSS
Contact: Constance Mihalache
Phone #: 312-751-3248

Quantity		Unit Price	Sub Total
1	O'Hare Modernization Program Sewer Service Agreement Annual Sewer Service Charges 1st Installment of 2024	6,448.05	6,448.05

Please PayThis Amount $6,448.05

Please detach this portion and return with your payment

Make all checks payable to:
Metropolitan Water Reclamation District of Greater Chicago
100 E. Erie Street
Chicago, IL 60611

Pay your bill online at:
https://mwrd.org/form/miscellaneous-payment

Invoice Number 12146
Invoice Date May 16, 2024
Invoice Due Date June 15, 2024
Total Invoice $6,448.05
Account Number 460010 Sewer Service Agreements

8.9.2

BILLING INVOICE REQUEST FORM

TO: FINANCE DEPARTMENT

METROPOLITAN WATER RECLAMATION DISTRICT OF GREATER CHICAGO

Date: May 15, 2024 **Request No:** _____
(If applicable)

To: Attention: Finance Division
Chicago Department of Aviation
10510 West Zemke Road
Chicago, IL 60666
cdainvoices@cityofchicago.org

Individual responsible
For payment: Mr. Aaron J. Frame
Phone Number: (773) 686-3563

Quantity	Description of Fees and/or Services	Price per unit	Total
1	O'Hare Modernization Program Sewer Service Agreement Annual Sewer Service Charges 1st Installment of 2024	$ 6,448.05	$ 6,448.05
		TOTAL INVOICE	$ 6,448.05

Revenue Account Name & Number: **460010 Sewer Service Agreements – Service Fees**

Originating Department: **Engineering/Local Sewers Systems** **Approved by:** Maureen Durkin **Maureen Durkin**

Contact Person: **Constance Mihalache** **Phone #:** **312-751-3248** **Section #:** **516**

Special Billing Instructions:

2024 1st Installment Charge computed as 50% of total 2023 Sewer Service Charge, 50% x $12,896.09 = $6,448.05

PLEASE FORWARD THIS FORM TO JACK LESNICKI IN THE FINANCE DEPARTMENT, EXT. # 16522

Metropolitan Water Reclamation District of Greater Chicago

100 E. Erie Chicago, IL 60611 312 -751-5600

BILLING INVOICE

Chicago Department of Aviation
ATTN:Finance Division/ Mr. Aaron J. Frame
10510 West Zemke Road,
Chicago, IL 60666

Invoice No.: 12154
Invoice Date: November 7, 2024
Department: Eng/LSS
Contact: Constance Mihalache
Phone #: 312-751-3248

Quantity		Unit Price	Sub Total
1	O'Hare Modernization Program Sewer Service Agreement Annual Sewer Service Charges 2nd Installment of 2024	14,134.44	14,134.44
1	Central Deicing Facility (Building 103) Annual User Charges for 2023 for Fee Exempt Parcel Number 03-01-200-001	200.20	200.20

Please PayThis Amount $14,334.64

Please detach this portion and return with your payment

Make all checks payable to:
Metropolitan Water Reclamation District of Greater Chicago
100 E. Erie Street
Chicago, IL 60611

Pay your bill online at:
https://mwrd.org/form/miscellaneous-payment

Invoice Number 12154
Invoice Date November 7, 2024
Invoice Due Date December 7, 2024
Total Invoice $14,334.64
Account Number 460010 Sewer Service Agreements

8.9.2

BILLING INVOICE REQUEST FORM

TO: FINANCE DEPARTMENT

METROPOLITAN WATER RECLAMATION DISTRICT OF GREATER CHICAGO

Date: November 5, 2024 **Request No:** _____
(If applicable)

To: Attention: Finance Division
Chicago Department of Aviation
10510 West Zemke Road
Chicago, IL 60666
cdainvoices@cityofchicago.org

Individual responsible
For payment: Mr. Aaron J. Frame
Phone Number: (773) 686-3563

Quantity	Description of Fees and/or Services	Price per unit	Total
1	O'Hare Modernization Program Sewer Service Agreement Annual Sewer Service Charges 2nd Installment of 2024	$ 14,134.44	$ 14,134.44
1	Central Deicing Facility (Building 103) Annual User Charges for 2023 for Fee Exempt Parcel Number 03-01-200-001	$ 200.20	$ 200.20
		TOTAL INVOICE	$ 14,334.64

Revenue Account Name & Number: **460010 Sewer Service Agreements – Service Fees**

Originating Department: **Engineering/Local Sewers Systems** **Approved by:** Maureen Durkin **Maureen Durkin**

Contact Person: **Constance Mihalache** **Phone #:** **312-751-3248** **Section #:** **516**

Special Billing Instructions:

Total 2024 Sewer Service Charge = $20,582.49. 2024 1st Installment Payment = $6,448.05. Net amount due for 2024 2nd Installment = $20,582.49 - $6,448.05 = $14,134.44.

PLEASE FORWARD THIS FORM TO JACK LESNICKI IN THE FINANCE DEPARTMENT, EXT. # 16522

Metropolitan Water Reclamation District of Greater Chicago

100 E. Erie Chicago, IL 60611 312 -751-5600

BILLING INVOICE

Attention: Finance Division
Chicago Department of Aviation
10510 West Zemke Road
Chicago IL 60666

Invoice No.: 12176
Invoice Date: May 30, 2025
Department: Local Sewers
Contact: Constance Mihalache
Phone #: 312-751-3248

Quantity		Unit Price	Sub Total
1	O'Hare Modernization Program Sewer Service Agreement Annual Sewer Service Charges 1st Installment of 2025	10,291.25	10,291.25
	2025 1st Installment Charge computed as 50% of total 2024 Sewer Service Charge, 50% x $ $20,582.49 = $10,291.25		

Please PayThis Amount $10,291.25

Please detach this portion and return with your payment

Make all checks payable to:
Metropolitan Water Reclamation District of Greater Chicago
100 E. Erie Street
Chicago, IL 60611

Pay your bill online at:
https://mwrd.org/form/miscellaneous-payment

Invoice Number 12176
Invoice Date May 30, 2025
Invoice Due Date June 29, 2025
Total Invoice $10,291.25
Account Number 460010 - Sewer Service Agreements

8.9.2

Metropolitan Water Reclamation District of Greater Chicago

100 E. Erie Chicago, IL 60611 312 -751-5600

BILLING INVOICE

Attention: Finance Division
Chicago Department of Aviation
10510 West Zemke Road
Chicago IL 60666

Invoice No.: 12177
Invoice Date: May 30, 2025
Department: Local Sewers
Contact: Constance Mihalache
Phone #: 312-751-3248

Quantity		Unit Price	Sub Total
1	O'Hare Modernization Program Sewer Service Agreement TARP Pumpage Fee – 2024 Price per unit, all digits: $141.6619593609530 Total gallons pumped: 2,156.310465 MG	305,467.17	305,467.17
1	TARP South Basin Surcharge Fee for Pumping from May 2024 through October 2024 22% of Standard User Charge Fee 2024 User Charge Fee- $1,570,225.84	345,449.68	345,449.68

Please PayThis Amount $650,916.85

Please detach this portion and return with your payment

Make all checks payable to:
Metropolitan Water Reclamation District of Greater Chicago
100 E. Erie Street
Chicago, IL 60611

Pay your bill online at:
https://mwrd.org/form/miscellaneous-payment

Invoice Number 12177
Invoice Date May 30, 2025
Invoice Due Date June 29, 2025
Total Invoice $650,916.85
Account Number 460010 Sewer Service Agreements

8.9.2

Facility ID	Facility Name	Charge Year	Postmark Date	Deposite Date	Bill Type	Amount
14277	City of Chicago - Midway International Airport	2017	2/10/2017	2/13/2017	913 Inv	$ 220,980.55
14277	City of Chicago - Midway International Airport	2016	3/3/2017	3/6/2017	UC Inv	$ 186,208.13
14277	City of Chicago - Midway International Airport	2016	5/5/2017	5/8/2017	UC Inv	$ 11,678.74
14277	City of Chicago - Midway International Airport	2016	5/5/2017	5/8/2017	UC Inv	$ 1,571.74
14277	City of Chicago - Midway International Airport	2017	5/12/2017	5/17/2017	913 Inv	$ 285,320.39
14277	City of Chicago - Midway International Airport	2017	7/27/2017	7/31/2017	913 Inv	$ 285,320.39
14277	City of Chicago - Midway International Airport	2017	10/27/2017	10/30/2017	913 Inv	$ 285,320.39
14277	City of Chicago - Midway International Airport	2018	3/2/2018	3/7/2018	913 Inv	$ 264,485.26
14277	City of Chicago - Midway International Airport	2018	5/4/2018	5/7/2018	913 Inv	$ 68,062.09
14277	City of Chicago - Midway International Airport	2018	8/6/2018	8/6/2018	913 Inv	$ 68,062.09
14277	City of Chicago - Midway International Airport	2018	11/1/2018	11/5/2018	913 Inv	$ 68,062.09
14277	City of Chicago - Midway International Airport	2019	2/5/2019	2/8/2019	913 Inv	$ 112,837.36
14277	City of Chicago - Midway International Airport	2018	2/19/2019	2/21/2019	UC Inv	$ 458,221.62
14277	City of Chicago - Midway International Airport	2019	11/12/2019	11/15/2019	913 Inv	$ 205,795.83
14277	City of Chicago - Midway International Airport	2020	2/3/2020	2/6/2020	913 Inv	$ 221,094.69
14277	City of Chicago - Midway International Airport	2020	4/24/2020	4/28/2020	913 Inv	$ 130,007.79
14277	City of Chicago - Midway International Airport	2020	8/5/2020	8/10/2020	913 Inv	$ 130,007.80
14277	City of Chicago - Midway International Airport	2021	3/12/2021	3/16/2021	913 Inv	$ 146,277.55
14277	City of Chicago - Midway International Airport	2021	6/4/2021	6/8/2021	913 Inv	$ 81,778.33
14277	City of Chicago - Midway International Airport	2021	7/26/2021	7/29/2021	913 Inv	$ 81,778.33
14277	City of Chicago - Midway International Airport	2022	2/22/2022	3/1/2022	913 Inv	$ 89,620.15
14277	City of Chicago - Midway International Airport	2023	2/15/2023	2/16/2023	913 Inv	$ 76,761.84
14277	City of Chicago - Midway International Airport	2023	6/26/2023	6/29/2023	913 Inv	$ 76,761.84
14277	City of Chicago - Midway International Airport	2023	7/28/2023	8/2/2023	913 Inv	$ 103,740.96
14277	City of Chicago - Midway International Airport	2023	11/1/2023	11/6/2023	913 Inv	$ 103,740.96
14277	City of Chicago - Midway International Airport	2024	2/12/2024	2/12/2024	913 Inv	$ 94,262.19
14277	City of Chicago - Midway International Airport	2023	3/1/2024	3/7/2024	UC Inv	$ 21,582.66
14277	City of Chicago - Midway International Airport	2023	4/25/2024	5/3/2024	UC Inv	$ 161.87
14277	City of Chicago - Midway International Airport	2024	4/25/2024	5/3/2024	913 Inv	$ 121,686.18

14277	City of Chicago - Midway International Airport	2024	8/9/2024	8/14/2024	913 Inv	$ 121,686.18
14277	City of Chicago - Midway International Airport	2024	10/31/2024	11/4/2024	913 Inv	$ 121,686.18
14277	City of Chicago - Midway International Airport	2025	2/19/2025	3/3/2025	913 Inv	$ 113,178.14
14277	City of Chicago - Midway International Airport	2025	6/9/2025	6/13/2025	913 Inv	$ 91,903.12
14277	City of Chicago - Midway International Airport	2025	8/4/2025	8/8/2025	913 Inv	$ 27,898.62
14220	City of Chicago - South Airfield Detention Basin	2013	2/14/2017	2/14/2017	UC Inv	$ 409,574.98
14220	City of Chicago - South Airfield Detention Basin	2017	3/15/2017	3/20/2017	913 Inv	$ 546,039.35
14220	City of Chicago - South Airfield Detention Basin	2017	5/20/2017	5/24/2017	913 Inv	$ 462,278.16
14220	City of Chicago - South Airfield Detention Basin	2017	8/9/2017	8/11/2017	913 Inv	$ 462,278.16
14220	City of Chicago - South Airfield Detention Basin	2017	11/2/2017	11/6/2017	913 Inv	$ 462,278.16
14220	City of Chicago - South Airfield Detention Basin	2018	2/16/2018	2/20/2018	913 Inv	$ 475,147.75
14220	City of Chicago - South Airfield Detention Basin	2018	5/18/2018	5/23/2018	913 Inv	$ 475,147.75
14220	City of Chicago - South Airfield Detention Basin	2018	8/10/2018	8/15/2018	913 Inv	$ 395,061.27
14220	City of Chicago - South Airfield Detention Basin	2018	11/7/2018	11/9/2018	913 Inv	$ 395,061.27
14220	City of Chicago - South Airfield Detention Basin	2019	3/7/2019	3/11/2019	913 Inv	$ 429,105.10
14220	City of Chicago - South Airfield Detention Basin	2019	5/17/2019	5/20/2019	913 Inv	$ 809,849.71
14220	City of Chicago - South Airfield Detention Basin	2018	7/15/2019	7/22/2019	UC Inv	$ 1,168,994.65
14220	City of Chicago - South Airfield Detention Basin	2018	7/15/2019	7/22/2019	UC Inv	$ 35,069.84
14220	City of Chicago - South Airfield Detention Basin	2019	8/20/2019	8/22/2019	913 Inv	$ 809,849.71
14220	City of Chicago - South Airfield Detention Basin	2018	9/6/2019	9/9/2019	UC Inv	$ 8,767.46
14220	City of Chicago - South Airfield Detention Basin	2019	12/4/2019	12/10/2019	913 Inv	$ 383,577.09
14220	City of Chicago - South Airfield Detention Basin	2020	2/18/2020	2/21/2020	913 Inv	$ 701,286.21
14220	City of Chicago - South Airfield Detention Basin	2020	5/6/2020	5/11/2020	913 Inv	$ 758,281.05
14220	City of Chicago - South Airfield Detention Basin	2019	5/20/2020	5/26/2020	UC Inv	$ 173,915.55
14220	City of Chicago - South Airfield Detention Basin	2019	5/20/2020	5/26/2020	UC Inv	$ 2,608.74
14220	City of Chicago - South Airfield Detention Basin	2020	8/3/2020	8/6/2020	913 Inv	$ 758,281.05
14220	City of Chicago - South Airfield Detention Basin	2020	2/16/2021	2/19/2021	UC Inv	$ 758,281.05
14220	City of Chicago - South Airfield Detention Basin	2021	3/11/2021	3/15/2021	913 Inv	$ 729,195.12
14220	City of Chicago - South Airfield Detention Basin	2021	5/21/2021	5/27/2021	913 Inv	$ 348,382.73
14220	City of Chicago - South Airfield Detention Basin	2021	8/17/2021	8/23/2021	913 Inv	$ 348,382.73

14220	City of Chicago - South Airfield Detention Basin	2022	5/18/2022	5/23/2022	913 Inv	$ 414,973.53
14220	City of Chicago - South Airfield Detention Basin	2022	10/20/2022	10/24/2022	913 Inv	$ 308,722.25
14220	City of Chicago - South Airfield Detention Basin	2022	12/8/2022	12/14/2022	913 Inv	$ 308,722.25
14220	City of Chicago - South Airfield Detention Basin	2023	2/23/2023	3/1/2023	913 Inv	$ 368,279.26
14220	City of Chicago - South Airfield Detention Basin	2023	8/4/2023	8/8/2023	913 Inv	$ 339,302.85
14220	City of Chicago - South Airfield Detention Basin	2023	11/17/2023	11/21/2023	913 Inv	$ 434,792.60
14220	City of Chicago - South Airfield Detention Basin	2024	2/15/2024	2/20/2024	913 Inv	$ 408,694.74
14220	City of Chicago - South Airfield Detention Basin	2024	4/25/2024	5/3/2024	913 Inv	$ 446,341.72
14220	City of Chicago - South Airfield Detention Basin	2023	4/30/2024	5/6/2024	UC Inv	$ 110,878.47
14220	City of Chicago - South Airfield Detention Basin	2023	4/30/2024	5/6/2024	UC Inv	$ 5,543.92
14220	City of Chicago - South Airfield Detention Basin	2023	4/30/2024	5/6/2024	UC Inv	$ 1,663.18
14220	City of Chicago - South Airfield Detention Basin	2024	8/8/2024	8/12/2024	913 Inv	$ 446,341.73
14220	City of Chicago - South Airfield Detention Basin	2024	12/16/2024	12/23/2024	913 Inv	$ 446,341.73
14220	City of Chicago - South Airfield Detention Basin	2025	2/28/2025	3/5/2025	913 Inv	$ 444,737.09
14220	City of Chicago - South Airfield Detention Basin	2025	6/9/2025	6/13/2025	913 Inv	$ 384,513.97
14220	City of Chicago - South Airfield Detention Basin	2025	8/4/2025	8/8/2025	913 Inv	$ 384,513.97
14220	City of Chicago - South Airfield Detention Basin	2025	10/27/2025	10/31/2025	913 Inv	$ 384,513.97
13787	City of Chicago - Jardine Water Purification Plant	2017	2/15/2017	2/21/2017	913 Inv	$ 390,587.09
13787	City of Chicago - Jardine Water Purification Plant	2017	9/15/2017	9/18/2017	913 Inv	$ 477,448.45
13787	City of Chicago - Jardine Water Purification Plant	2017	11/15/2017	11/17/2017	NCE Inv	$ 1,555.00
13787	City of Chicago - Jardine Water Purification Plant	2017	11/15/2017	11/17/2017	913 Inv	$ 477,448.45
13787	City of Chicago - Jardine Water Purification Plant	2018	3/9/2018	3/12/2018	913 Inv	$ 438,136.83
13787	City of Chicago - Jardine Water Purification Plant	2018	5/25/2018	5/29/2018	913 Inv	$ 250,477.39
13787	City of Chicago - Jardine Water Purification Plant	2018	8/24/2018	9/4/2018	913 Inv	$ 250,477.39
13787	City of Chicago - Jardine Water Purification Plant	2018	11/20/2018	11/26/2018	913 Inv	$ 250,477.39
13787	City of Chicago - Jardine Water Purification Plant	2019	6/28/2019	7/1/2019	913 Inv	$ 82,067.70
13787	City of Chicago - Jardine Water Purification Plant	2019	7/25/2019	7/29/2019	Misc Inv	$ 100.00
13787	City of Chicago - Jardine Water Purification Plant	2019	9/9/2019	9/11/2019	913 Inv	$ 437,200.73
13787	City of Chicago - Jardine Water Purification Plant	2019	11/21/2019	11/26/2019	913 Inv	$ 273,065.33
13787	City of Chicago - Jardine Water Purification Plant	2019	1/29/2020	2/3/2020	Misc Inv	$ 100.00

13787	City of Chicago - Jardine Water Purification Plant	2019	2/6/2020	2/10/2020	NCE Inv	$	843.00
13787	City of Chicago - Jardine Water Purification Plant	2020	2/19/2020	2/25/2020	913 Inv	$	320,768.95
13787	City of Chicago - Jardine Water Purification Plant	2020	5/27/2020	5/29/2020	913 Inv	$	215,411.82
13787	City of Chicago - Jardine Water Purification Plant	2020	9/8/2020	9/11/2020	913 Inv	$	215,411.82
13787	City of Chicago - Jardine Water Purification Plant	2020	12/16/2020	12/21/2020	913 Inv	$	215,411.82
13787	City of Chicago - Jardine Water Purification Plant	2020	3/13/2021	3/16/2021	UC Inv	$	113,625.94
13787	City of Chicago - Jardine Water Purification Plant	2021	3/22/2021	3/25/2021	913 Inv	$	231,242.77
13787	City of Chicago - Jardine Water Purification Plant	2020	7/7/2021	7/12/2021	UC Inv	$	134,452.38
13787	City of Chicago - Jardine Water Purification Plant	2020	7/7/2021	7/12/2021	UC Inv	$	4,885.77
13787	City of Chicago - Jardine Water Purification Plant	2020	7/30/2021	8/3/2021	UC Inv	$	1,008.39
13787	City of Chicago - Jardine Water Purification Plant	2021	7/28/2021	8/2/2021	913 Inv	$	286,235.10
13787	City of Chicago - Jardine Water Purification Plant	2021	10/28/2021	11/2/2021	913 Inv	$	309,286.06
13787	City of Chicago - Jardine Water Purification Plant	2022	1/28/2022	2/1/2022	913 Inv	$	301,408.02
13787	City of Chicago - Jardine Water Purification Plant	2022	5/4/2022	5/9/2022	913 Inv	$	279,004.42
13787	City of Chicago - Jardine Water Purification Plant	2022	8/12/2022	8/16/2022	913 Inv	$	213,653.74
13787	City of Chicago - Jardine Water Purification Plant	2022	11/4/2022	11/8/2022	913 Inv	$	279,004.42
13787	City of Chicago - Jardine Water Purification Plant	2023	3/21/2023	3/22/2023	913 Inv	$	287,091.25
13787	City of Chicago - Jardine Water Purification Plant	2023	5/15/2023	5/19/2023	913 Inv	$	176,428.57
13787	City of Chicago - Jardine Water Purification Plant	2023	10/27/2023	10/31/2023	NCE Inv	$	1,000.00
13787	City of Chicago - Jardine Water Purification Plant	2023	12/11/2023	12/15/2023	913 Inv	$	22,277.19
13787	City of Chicago - Jardine Water Purification Plant	2023	12/12/2023	12/18/2023	Misc Inv	$	500.00
13787	City of Chicago - Jardine Water Purification Plant	2023	12/12/2023	12/18/2023	Misc Inv	$	100.00
13787	City of Chicago - Jardine Water Purification Plant	2023	12/12/2023	12/18/2023	NCE Inv	$	2,500.00
13787	City of Chicago - Jardine Water Purification Plant	2023	12/12/2023	12/18/2023	NCE Inv	$	2,500.00
13787	City of Chicago - Jardine Water Purification Plant	2023	2/27/2024	3/4/2024	UC Inv	$	204,495.73
13787	City of Chicago - Jardine Water Purification Plant	2023	3/15/2024	3/19/2024	NCE Inv	$	1,000.00
13787	City of Chicago - Jardine Water Purification Plant	2024	3/22/2024	3/27/2024	913 Inv	$	205,858.95
13787	City of Chicago - Jardine Water Purification Plant	2023	5/31/2024	6/6/2024	UC Inv	$	72,539.04
13787	City of Chicago - Jardine Water Purification Plant	2023	5/31/2024	6/6/2024	UC Inv	$	1,088.08
13787	City of Chicago - Jardine Water Purification Plant	2024	6/8/2024	6/17/2024	913 Inv	$	299,393.16

13787	City of Chicago - Jardine Water Purification Plant	2024	8/16/2024	8/22/2024	913 Inv	$ 299,393.16
13787	City of Chicago - Jardine Water Purification Plant	2024	10/24/2024	10/28/2024	913 Inv	$ 299,393.16
13787	City of Chicago - Jardine Water Purification Plant	2024	3/6/2025	3/11/2025	UC Inv	$ 26,728.32
13787	City of Chicago - Jardine Water Purification Plant	2025	3/11/2025	3/11/2025	913 Inv	$ 278,673.50
13787	City of Chicago - Jardine Water Purification Plant	2025	7/17/2025	7/21/2025	913 Inv	$ 282,789.49
13787	City of Chicago - Jardine Water Purification Plant	2025	8/27/2025	9/2/2025	913 Inv	$ 282,789.50
13787	City of Chicago - Jardine Water Purification Plant	2024	9/10/2025	9/15/2025	UC Inv	$ 200.46
13826	City of Chicago - O'Hare Terminal Complex	2016	5/16/2017	5/18/2017	UC Inv	$ 629,426.76
13826	City of Chicago - O'Hare Terminal Complex	2016	5/16/2017	5/18/2017	UC Inv	$ 15,735.67
13826	City of Chicago - O'Hare Terminal Complex	2016	5/16/2017	5/18/2017	UC Inv	$ 9,441.40
13826	City of Chicago - O'Hare Terminal Complex	2017	5/20/2017	5/24/2017	913 Inv	$ 207,322.06
13826	City of Chicago - O'Hare Terminal Complex	2017	8/9/2017	8/11/2017	913 Inv	$ 207,322.06
13826	City of Chicago - O'Hare Terminal Complex	2017	11/2/2017	11/6/2017	913 Inv	$ 207,322.06
13826	City of Chicago - O'Hare Terminal Complex	2018	2/16/2018	2/20/2018	913 Inv	$ 201,607.03
13826	City of Chicago - O'Hare Terminal Complex	2018	5/18/2018	5/23/2018	913 Inv	$ 201,607.03
13826	City of Chicago - O'Hare Terminal Complex	2018	8/10/2018	8/15/2018	913 Inv	$ 101,659.03
13826	City of Chicago - O'Hare Terminal Complex	2018	11/7/2018	11/9/2018	913 Inv	$ 101,659.03
13826	City of Chicago - O'Hare Terminal Complex	2019	3/7/2019	3/11/2019	913 Inv	$ 140,990.24
13826	City of Chicago - O'Hare Terminal Complex	2019	5/17/2019	5/20/2019	913 Inv	$ 182,302.26
13826	City of Chicago - O'Hare Terminal Complex	2019	8/20/2019	8/22/2019	913 Inv	$ 182,302.26
13826	City of Chicago - O'Hare Terminal Complex	2018	9/11/2019	9/13/2019	UC Inv	$ 126,506.76
13826	City of Chicago - O'Hare Terminal Complex	2018	9/11/2019	9/13/2019	UC Inv	$ 4,744.00
13826	City of Chicago - O'Hare Terminal Complex	2018	10/10/2019	10/15/2019	UC Inv	$ 1,897.60
13826	City of Chicago - O'Hare Terminal Complex	2019	12/4/2019	12/10/2019	913 Inv	$ 154,222.93
13826	City of Chicago - O'Hare Terminal Complex	2020	2/18/2020	2/21/2020	913 Inv	$ 168,495.69
13826	City of Chicago - O'Hare Terminal Complex	2019	4/24/2020	4/28/2020	UC Inv	$ 437,076.20
13826	City of Chicago - O'Hare Terminal Complex	2019	4/24/2020	4/28/2020	UC Inv	$ 3,278.07
13826	City of Chicago - O'Hare Terminal Complex	2020	5/6/2020	5/11/2020	913 Inv	$ 309,040.06
13826	City of Chicago - O'Hare Terminal Complex	2020	8/3/2020	8/6/2020	913 Inv	$ 309,040.07
13826	City of Chicago - O'Hare Terminal Complex	2020	2/16/2021	2/19/2021	UC Inv	$ 309,040.07

13826	City of Chicago - O'Hare Terminal Complex	2021	3/11/2021	3/15/2021	913 Inv	$ 256,534.37
13826	City of Chicago - O'Hare Terminal Complex	2022	5/18/2022	5/23/2022	913 Inv	$ 47,580.01
13826	City of Chicago - O'Hare Terminal Complex	2022	10/20/2022	10/24/2022	913 Inv	$ 127,692.85
13826	City of Chicago - O'Hare Terminal Complex	2022	12/8/2022	12/14/2022	913 Inv	$ 127,692.85
13826	City of Chicago - O'Hare Terminal Complex	2023	2/22/2023	2/28/2023	913 Inv	$ 75,429.18
13826	City of Chicago - O'Hare Terminal Complex	2024	2/15/2024	2/20/2024	913 Inv	$ 116,014.73
13826	City of Chicago - O'Hare Terminal Complex	2024	4/25/2024	5/3/2024	913 Inv	$ 179,047.62
13826	City of Chicago - O'Hare Terminal Complex	2024	8/5/2024	8/9/2024	913 Inv	$ 179,047.62
13826	City of Chicago - O'Hare Terminal Complex	2024	12/2/2024	12/9/2024	913 Inv	$ 179,047.62
13826	City of Chicago - O'Hare Terminal Complex	2025	2/28/2025	3/5/2025	913 Inv	$ 146,252.20
13826	City of Chicago - O'Hare Terminal Complex	2025	6/9/2025	6/13/2025	913 Inv	$ 119,852.55
13826	City of Chicago - O'Hare Terminal Complex	2025	8/4/2025	8/8/2025	913 Inv	$ 119,852.55
13826	City of Chicago - O'Hare Terminal Complex	2025	10/27/2025	10/31/2025	913 Inv	$ 119,852.55
13958	City of Chicago - Sawyer Water Purification Plant	2017	2/15/2017	2/21/2017	913 Inv	$ 746,634.00
13958	City of Chicago - Sawyer Water Purification Plant	2017	9/15/2017	9/18/2017	913 Inv	$ 242,185.35
13958	City of Chicago - Sawyer Water Purification Plant	2017	11/15/2017	11/17/2017	913 Inv	$ 242,185.35
13958	City of Chicago - Sawyer Water Purification Plant	2018	3/9/2018	3/12/2018	913 Inv	$ 354,494.71
13958	City of Chicago - Sawyer Water Purification Plant	2018	5/25/2018	5/29/2018	913 Inv	$ 180,250.41
13958	City of Chicago - Sawyer Water Purification Plant	2018	8/24/2018	9/4/2018	913 Inv	$ 180,250.41
13958	City of Chicago - Sawyer Water Purification Plant	2018	11/20/2018	11/26/2018	913 Inv	$ 180,250.41
13958	City of Chicago - Sawyer Water Purification Plant	2019	11/21/2019	11/26/2019	913 Inv	$ 110,944.33
13958	City of Chicago - Sawyer Water Purification Plant	2019	1/29/2020	2/3/2020	Misc Inv	$ 100.00
13958	City of Chicago - Sawyer Water Purification Plant	2020	2/19/2020	2/25/2020	913 Inv	$ 293,706.93
13958	City of Chicago - Sawyer Water Purification Plant	2020	5/27/2020	5/29/2020	913 Inv	$ 211,450.74
13958	City of Chicago - Sawyer Water Purification Plant	2020	9/8/2020	9/11/2020	913 Inv	$ 211,450.74
13958	City of Chicago - Sawyer Water Purification Plant	2020	12/16/2020	12/21/2020	913 Inv	$ 211,450.74
13958	City of Chicago - Sawyer Water Purification Plant	2020	3/12/2021	3/16/2021	UC Inv	$ 36,604.90
13958	City of Chicago - Sawyer Water Purification Plant	2020	3/12/2021	3/16/2021	UC Inv	$ 274.54
13958	City of Chicago - Sawyer Water Purification Plant	2020	3/12/2021	3/16/2021	UC Inv	$ 43,035.96
13958	City of Chicago - Sawyer Water Purification Plant	2021	3/22/2021	3/25/2021	913 Inv	$ 223,596.98

13958	City of Chicago - Sawyer Water Purification Plant	2021	6/16/2021	6/21/2021	913 Inv	$ 234,631.37
13958	City of Chicago - Sawyer Water Purification Plant	2021	7/28/2021	8/2/2021	913 Inv	$ 234,631.37
13958	City of Chicago - Sawyer Water Purification Plant	2021	8/6/2021	8/12/2021	NCE Inv	$ 1,555.00
13958	City of Chicago - Sawyer Water Purification Plant	2021	8/6/2021	8/12/2021	NCE Inv	$ 843.00
13958	City of Chicago - Sawyer Water Purification Plant	2021	10/28/2021	11/2/2021	913 Inv	$ 191,595.41
13958	City of Chicago - Sawyer Water Purification Plant	2021	11/19/2021	11/24/2021	NCE Inv	$ 1,555.00
13958	City of Chicago - Sawyer Water Purification Plant	2022	1/28/2022	2/1/2022	913 Inv	$ 239,842.00
13958	City of Chicago - Sawyer Water Purification Plant	2022	5/4/2022	5/9/2022	913 Inv	$ 312,283.81
13958	City of Chicago - Sawyer Water Purification Plant	2022	8/12/2022	8/16/2022	913 Inv	$ 266,567.40
13958	City of Chicago - Sawyer Water Purification Plant	2022	11/4/2022	11/8/2022	913 Inv	$ 312,283.81
13958	City of Chicago - Sawyer Water Purification Plant	2023	3/21/2023	3/22/2023	913 Inv	$ 296,968.52
13958	City of Chicago - Sawyer Water Purification Plant	2023	5/15/2023	5/19/2023	913 Inv	$ 207,350.66
13958	City of Chicago - Sawyer Water Purification Plant	2023	10/27/2023	10/31/2023	NCE Inv	$ 1,000.00
13958	City of Chicago - Sawyer Water Purification Plant	2023	12/11/2023	12/15/2023	913 Inv	$ 146,704.96
13958	City of Chicago - Sawyer Water Purification Plant	2024	3/22/2024	3/27/2024	913 Inv	$ 231,960.47
13958	City of Chicago - Sawyer Water Purification Plant	2024	5/16/2024	5/21/2024	Misc Inv	$ 100.00
13958	City of Chicago - Sawyer Water Purification Plant	2024	6/8/2024	6/17/2024	913 Inv	$ 177,480.85
13958	City of Chicago - Sawyer Water Purification Plant	2024	8/16/2024	8/22/2024	913 Inv	$ 177,480.85
13958	City of Chicago - Sawyer Water Purification Plant	2024	10/24/2024	10/28/2024	913 Inv	$ 177,480.85
13958	City of Chicago - Sawyer Water Purification Plant	2024	12/13/2024	12/17/2024	NCE Inv	$ 2,500.00
13958	City of Chicago - Sawyer Water Purification Plant	2024	3/6/2025	3/11/2025	UC Inv	$ 622,188.44
13958	City of Chicago - Sawyer Water Purification Plant	2025	3/11/2025	3/11/2025	913 Inv	$ 193,124.03
13958	City of Chicago - Sawyer Water Purification Plant	2025	7/17/2025	7/21/2025	913 Inv	$ 242,401.42
13958	City of Chicago - Sawyer Water Purification Plant	2025	8/27/2025	9/2/2025	913 Inv	$ 397,568.45
13958	City of Chicago - Sawyer Water Purification Plant	2024	9/10/2025	9/15/2025	UC Inv	$ 4,666.41
19726	City of Chicago - Hilton O'Hare Airport	2022	2/23/2023	3/1/2023	UC Inv	$ 16,832.06
19726	City of Chicago - Hilton O'Hare Airport	2023	2/23/2023	3/1/2023	913 Inv	$ 4,273.39
19726	City of Chicago - Hilton O'Hare Airport	2023	7/21/2023	8/1/2023	913 Inv	$ 8,546.78
19726	City of Chicago - Hilton O'Hare Airport	2023	11/2/2023	11/9/2023	913 Inv	$ 4,273.39
19726	City of Chicago - Hilton O'Hare Airport	2024	2/21/2025	3/4/2025	UC Inv	$ 8,093.64
			Total UC Revenue from City of Chicago Facilities 2017-2025			**$ 45,812,234.53**